

BIG 6® Card Game

Additional Materials:

- Colored paper – 4 sheets
8 ½” x 11”
2 different colors (2 sheets each)

Prepare:

- Print cards and guide sheet on cardstock.
- Trim cards to 3 ½” x 5”
- Trim the colored paper to 3 ½” x 5” - 6 each color.
- Using glue stick, lightly attach one color backing to the “Big 6 #” cards.
- Attach the second color backing to the “description” cards.
- Attach the “answer” card to the back of the “Big 6 Matching Game” card.
- Laminate. For a more durable card, use a heavier 5 mil. or 7 mil. laminating pouch.
- Trim, leaving a 1/8” clear margin around each card.

Activity:


- Mix up the cards and spread them on the table, face down (colored side up).
- Have the students work in groups, each taking turns turning one of each color over. They must try to match the correct description to the “Big 6” card. Refer to the title card for the correct answers.

Suggestion:

- Make up several sets so you can have more groups playing the game at a time.
- Print out the one page guide on paper and hand out as a reference for the students to keep.



Big6 Matching Game



#1 Task Definition

What am I supposed to do?

#2 Information Seeking Strategies

What can I use to find what I need?

#3 Location & Access

Where can I find what I need?

#4 Use of Information

What information can I use?


#5 Synthesis

What can I make to finish the job?

#6 Evaluation

How will I know if I did my job well?


Big6 #1:



Task Definition

Big6© Eisenberg, Berkowitz, 1990.

Big6 #2:



Information Seeking Strategies

Big6© Eisenberg, Berkowitz, 1990.


Big6 #3:



Location & Access

Big6© Eisenberg, Berkowitz, 1990.


Big6 #4:



Use of Information

Big6© Eisenberg, Berkowitz, 1990.

Big6 #5:




Synthesis

Big6© Eisenberg, Berkowitz, 1990.

**What am I
supposed to
do?**

Big6© Eisenberg, Berkowitz, 1990.

Big6 #6:



Evaluation

Big6© Eisenberg, Berkowitz, 1990.

**What can I use
to find what I
need?**

Big6© Eisenberg, Berkowitz, 1990.

**Where can I
find what I
need?**

Big6© Eisenberg, Berkowitz, 1990.

**What
information
can I use?**

Big6© Eisenberg, Berkowitz, 1990.

**What can I
make to finish
the job?**

Big6© Eisenberg, Berkowitz, 1990.

**How will I
know if I did
my job well?**

Big6© Eisenberg, Berkowitz, 1990.

BIG 6 RESEARCH



Step 1 - Task Definition

- Define the problem
- Identify the information requirements of the problem



Step 2 - Information Seeking Strategies

- Determine the range of possible sources
- Evaluate the different possible sources to determine priorities




Step 3 - Location and Access

- Locate sources
- Find information within the sources



Step 4 - Use of Information

- Engage (read, hear, view, touch) the information in the source
- Extract information from a source



Step 5 - Synthesis: Putting it all together

- Organize information from multiple sources
- Create a product or performance



Step 6 - Evaluation

- Judge the product or performance
- Judge the information-solving process