


**Rocketship Si Se Puede Elementary**



Petition for Renewal of Charter

Submitted to the Santa Clara County Office of Education  
September 30, 2016

## EXECUTIVE SUMMARY

Rocketship Si Se Puede was founded in 2009 as the second charter elementary school in the Rocketship Education network. In October 2011, Rocketship Education submitted a petition to renew Rocketship Si Se Puede for a five-year term to begin in July 2012. Rocketship Si Se Puede's charter was renewed by the Santa Clara County Board of Education and the school continues to serve close to 600 students in San Jose. As its five-year term comes to an end, Rocketship Si Se Puede is submitting a petition for the renewal of its charter. As this Executive Summary and the accompanying charter petition describe, Si Se Puede has continually led its students to academic excellence, in most cases vastly outperforming students in the local Alum Rock Union School District and the State as a whole. Si Se Puede has also developed a robust, diverse, and close-knit community centered on parent engagement, local partnerships, diversity, cultural awareness and appreciation, and celebrating the whole student.

### The Si Se Puede Community

Si Se Puede prides itself on offering a holistic experience with an emphasis on joy and love of learning. Staff members have described Si Se Puede as a place "where a kid can be a kid," providing "all the rigor of a Rocketship school with some summer camp mixed in."

While maintaining a strong focus on academic achievement and preparation for college, Si Se Puede has also continually sought out opportunities to bolster elementary school culture and provide students with opportunities to probe topics and themes beyond the regular academic curriculum. One major way that Si Se Puede accomplishes this is through its Special Fridays. Once a month, students spend part of a Friday afternoon doing culture-building activities in their classrooms, such as celebrating classmate's birthdays for that month. Students also spend that afternoon engaging in activities related to the school's monthly theme. School themes have included "building your legacy" (August), Martin Luther King (January), environmental awareness (April), and, most recently, Latino heritage (September). For Latino Heritage Month, students learned about various Latin American countries and had the opportunity to come to school dressed in traditional Latin colors for Special Friday. At the end of each Special Friday, the entire school comes together to do a whole-school activity, which may include performing a song or dance and celebrating school achievements.

Si Se Puede also facilitates culture through its monthly community meetings. These community meetings typically intersect with the school's monthly theme, and Si Se Puede has made concerted efforts to open them up not just to parents, but to entire families. For example, during last January's MLK month, the school offered viewings of three different films at its community meeting that focused on racial segregation in the south targeted at kids of different ages.

Parent engagement at the school goes far beyond participation in community meetings. Si Se Puede deeply values the power of partnership with parents to truly personalize the learning experience for our students and build a vibrant school community. One primary way that Si Se Puede has involved parents is through Los Dichos, a parent-led Latino literature program where parent volunteers read Spanish language stories that illustrate important values of Latino culture. Los Dichos has been a great success in increasing the engagement of Si Se Puede's Spanish speaking parents in the school community.

Si Se Puede also partners with the outside community to create opportunities for students and their families. The school has hosted community meetings that are directly relevant to issues that are affecting Si Se Puede families' everyday lives. For example, one meeting focused on housing rights, at which San Jose city committee members led an informational session and Q&A. Another focused on

summer opportunities for kids, where various local programs and organizations came to the meeting to provide information and resources on summer youth programs. Si Se Puede also partners with the community to offer a number of extra-curricular programs for students, including a 4th and 5th grade after-school science enrichment program for girls and an after-school program run by local neighborhood high-school students.

Si Se Puede also derives great value from its staff, which includes a rich mix of founding teachers who have been with Si Se Puede from the start and teachers new to Rocketship. This blend of backgrounds brings a healthy diversity of perspectives and talent to teaching that is informed by both experiences at Rocketship and elsewhere. The result is a strong team that is constantly working together to find new

Si Se Puede is led by Heidi Shinn, who is in her second year as principal. Ms. Shinn has focused her career on education, serving as both an administrator and a teacher at a number of high-performing charter schools across the country. After graduating from Boston University, Ms. Shinn got a Master's degree in education policy at Harvard. She then taught at a private school for two years before deciding to turn her focus toward education in underserved communities. She joined the Excel Charter School before moving to California to work as a math teacher at KIPP Heartwood Academy, just down the street from Si Se Puede. While at KIPP, Ms. Shinn's 6th graders had the highest pass rate on the math CST for all of Santa Clara County. She also led 95% of her 7th graders passed the CST Algebra test in a course usually reserved for 8th and 9th graders. Ms. Shinn then moved to Colorado to help found a charter school, where she served as the Dean of School Culture. She then moved back to California where she served as the Principal of Ceiba College Prep in Watsonville, which became the highest-performing middle school in Watsonville. Ms. Shinn returned to the classroom to teach for a year before she was recruited to join Rocketship. Now Principal of Si Se Puede, Ms. Shinn strives to maintain a connection to the classroom by serving as one of the school's 5th grade teachers. She feels fortunate to partner with many of the same families she worked with during her time at KIPP, and she says she feels no greater joy than to support children's education from an elementary age.

### **Academic Achievement and Growth at Si Se Puede**

For the past five years, Si Se Puede has led its students to strong academic achievement across all subpopulations, especially when compared to the local Alum Rock Union School District ("the District") and neighboring District schools. Si Se Puede students have also demonstrated outstanding progress toward measureable outcomes, including the following accomplishments:

- In 2015-16, Si Se Puede had double or more than double the percentage of all students who scored proficient in Mathematics on the California Assessment of Performance and Progress (CAASPP) than the three neighboring District elementary schools. Si Se Puede also had nearly double the percentage of proficient students in Mathematics than the District and outperformed the State of California by almost 15 percentage points. Si Se Puede also outperformed the District on the CAASPP English/Language Arts (ELA), with more than double the percentage of proficient students than some of the local District elementary schools.
- In 2015-16, Si Se Puede had essentially double the percentage of proficient socioeconomically disadvantaged (SED) students in CAASPP Mathematics than the District and the State. Si Se Puede's SED students also outperformed the District and the State on CAASPP ELA.
- In 2015-16, Si Se Puede had more than double the percentage of proficient English learners (ELs) than the District and the State on CAASPP Mathematics. Si Se Puede also outperformed the

District and the State on CAASPP ELA.

- In 2015-16, Si Se Puede had essentially double the percentage of proficient Hispanic students than the District and the State on CAASPP Mathematics. Si Se Puede's Hispanic students also outperformed the Hispanic student subpopulation in the District on the CAASPP ELA.
- Over the two years that the CAASPP has been administered in California (SY2014-15 and SY2015-16), Si Se Puede was able to increase the percentage of students who met or exceeded standards by 9 percentage points in Mathematics and 8 percentage points in ELA.
- In the fall of 2012, 42% of RSSP students were scoring at or above the national norm (50th percentile rank) in Mathematics. Only 27% of students were scoring above the national norm on NWEA MAP Reading. By spring 2016, four years later, 63% and 54% of these same students were scoring at or above the national norm in Mathematics and Reading ,respectively.
- Over the past four school years, Si Se Puede students averaged approximately 1.3 years of growth in Mathematics and Reading as measured by NWEA MAP.
- Over the past three school years, Si Se Puede's special education students have averaged approximately 1.3 years of growth in Mathematics and 1.1 years of growth in Reading as measured by the NWEA MAP.
- In fall 2012, 45% of Si Se Puede EL students were in the bottom two proficiency levels on the California English Development Test (CELDT). By fall 2015, only 12% of students remained in these bottom two levels. Additionally, by fall 2015, 30% of students were now Early Advanced ot Advanced and 26% had been reclassified as English proficient.
- In the 2012-13 school year (the most recent year that the State calculated API), Si Se Puede earned an API score of 832, which exceeded the State target of 800.

Pages 10-23 of the accompanying petition for renewal provide further details on student growth and achievement at Si Se Puede. The petition also describes how Si Se Puede has satisfied all criteria for charter renewal under Education Code 47607(b) and Assembly Bill 484.

By approving the renewal of this charter, the Santa Clara County Board of Education will be fulfilling the intent of the Charter Schools Act of 1992 to improve student learning; increase learning opportunities for all students, with special emphasis on expanded learning opportunities for all students who are identified as academically low-achieving; create new professional opportunities for teachers; provide parents and students with expanded choices in education; and be following the directive of law to encourage the creation of Charter Schools.

# Contents

Petition for Charter Renewal

Appendix 1: Budget Narrative

Appendix 2: English/Language Arts

Appendix 3: Mathematics

Appendix 4: Social-Emotional Learning

Appendix 5: Personalized Instruction

Appendix 6: Bell Schedule

Appendix 7: Data-Driven Instruction

Appendix 8: Response to Intervention

Appendix 9: Special Education

Appendix 10: Talent

Appendix 11: Governance

Appendix 12: Health and Safety

Appendix 13: Suspension and Expulsion


Appendix 14: LCAP

Original Charter Petition

Comparison Memo



**Rocketship Si Se Puede Elementary**



Petition for Renewal of Charter

Submitted to the Santa Clara County Office of Education  
September 30, 2016

## CONTENTS

CHARTER SCHOOL INTENT AND CHARTER REQUIREMENTS.....	5
AFFIRMATIONS AND ASSURANCES.....	6
INTRODUCTION .....	9
CRITERIA FOR RENEWAL.....	9
STUDENT ACHIEVEMENT AND GROWTH AT RSSP .....	10
RSSP IMPACT .....	23
RSSP AS PART OF THE ROCKETSHIP EDUCATION NETWORK .....	24
ELEMENT A: DESCRIPTION OF THE EDUCATIONAL PROGRAM.....	27
MISSION, VISION, AND MODEL.....	27
TARGET SCHOOL POPULATION – WHO THE SCHOOL IS ATTEMPTING TO EDUCATE .....	28
ENROLLMENT.....	29
OUR EDUCATIONAL PHILOSOPHY.....	30
WHAT IT MEANS TO BE AN EDUCATED PERSON IN THE 21 <sup>ST</sup> CENTURY .....	30
HOW LEARNING BEST OCCURS.....	30
CURRICULUM AND INSTRUCTION.....	31
STANDARDS-ALIGNED CURRICULUM .....	31
ELA/LITERACY.....	32
MATHEMATICS.....	35
SCIENCE AND SOCIAL STUDIES INSTRUCTION.....	40
ARTS AND ENRICHMENT.....	43
SOCIAL-EMOTIONAL LEARNING .....	43
PERSONALIZED INSTRUCTION.....	45
CALENDAR AND INSTRUCTIONAL MINUTES .....	48
DATA-DRIVEN INSTRUCTION .....	50
SPECIAL POPULATIONS.....	53

AT-RISK STUDENTS .....	53
ACADEMICALLY HIGH-ACHIEVING STUDENTS.....	55
INTEGRATED SPECIAL EDUCATION.....	57
ENGLISH LEARNERS .....	67
PROFESSIONAL DEVELOPMENT AND TALENT MANAGEMENT .....	72
ANNUAL GOALS AND ACTIONS IN THE STATE PRIORITIES.....	76
ELEMENTS B & C: MEASURABLE STUDENTS OUTCOMES AND METHODS OF ASSESSMENT .....	84
ELEMENT B: MEASUREABLE OUTCOMES .....	84
ELEMENT C: ASSESSMENT MEASURES .....	98
ELEMENT D: GOVERNANCE AND PARENTAL INVOLVEMENT .....	101
GOVERNANCE STRUCTURE.....	101
RSED STAFF .....	104
PARENT PARTICIPATION.....	104
ELEMENT E: EMPLOYEE QUALIFICATIONS.....	108
ELEMENT F: HEALTH AND SAFETY PROCEDURES.....	119
ELEMENT G: MEANS TO ACHIEVE RACIAL AND ETHNIC BALANCE.....	122
ELEMENT H: ADMISSIONS REQUIREMENTS .....	123
ELEMENT I: FINANCIAL AUDIT .....	125
ELEMENT J: STUDENT SUSPENSION AND EXPULSION PROCEDURES .....	126
ELEMENT K: STAFF RETIREMENT SYSTEM .....	134
ELEMENT L: ATTENDANCE ALTERNATIVES .....	135
ELEMENT M: DESCRIPTION OF EMPLOYEE RIGHTS .....	136
ELEMENT N: DISPUTE RESOLUTION PROCESS .....	137
ELEMENT P: CLOSURE OF THE SCHOOL .....	138
BUSINESS OPERATIONS.....	140
BUDGETS AND CASH FLOW .....	140
FINANCIAL REPORTING .....	141



INSURANCE.....	142
ADMINISTRATIVE SERVICES.....	142
FACILITIES.....	143
IMPACT ON THE DISTRICT.....	145
CONCLUSION.....	146

## CHARTER SCHOOL INTENT AND CHARTER REQUIREMENTS

The Charter Schools Act (“Act”) of 1992, codified as California Education Code Section 47600 *et seq.*, requires each charter school to have a charter that sets forth a reasonably comprehensive description of the required elements of charter petitions (California Education Code Section 47605).

The California Legislature, in enacting the Charter Schools Act of 1992, sought to provide opportunities for teachers, parents, students, and community members to establish and maintain schools that operate independently from the existing school district structure, as a method to accomplish all of the following:

- (a) Improve student learning.
- (b) Increase learning opportunities for all students, with special emphasis on expanded learning experiences for students who are identified as academically low achieving.
- (c) Encourage the use of different and innovative teaching methods.
- (d) Create new professional opportunities for teachers, including the opportunity to be responsible for the learning program at the school site.
- (e) Provide parents and students with expanded choices in the types of educational opportunities that are available within the public school system.
- (f) Hold the schools established under this part accountable for meeting measurable student outcomes, and provide the schools with a method to change from rule-based to performance-based accountability systems.
- (g) Provide vigorous competition within the public school system to stimulate continual improvements in all public schools.

The following sections of this charter explain how RSSP Elementary fulfills the requirements of Section 47605 of the Act.

## AFFIRMATIONS AND ASSURANCES

As the authorized lead petitioner, I, Cheye Calvo, hereby certify that the information submitted in this petition for the renewal of the California public charter school Rocketship Si Se Puede Elementary School (RSSP, or “the Charter School”), submitted to the Santa Clara County Office of Education (“the County” or “SCCOE” or “Authorizer”) and located within the boundaries of Santa Clara County is true to the best of my knowledge and belief; I also certify that this petition does not constitute the conversion of a private school to the status of a public charter school; and further, I understand that if awarded the renewal of a charter, the Charter School will follow any and all federal, state, and local laws and regulations that apply to the Charter School, including but not limited to:

1. The Charter School will meet all statewide standards and conduct the student assessments required, pursuant to Education Code Sections 60605 and 60851, and any other statewide standards authorized in statute, or student assessments applicable to students in non-charter public schools. [Ref. California Education Code §47605(c)(1)]
2. The Charter School shall be deemed the exclusive public school employer of the employees of the Charter School for purposes of the Educational Employment Relations Act, Chapter 10 (commencing with Section 3540) of Division 4 of Title 1 of the Government Code. [Ref. California Education Code §47605(b)(5)(O)]
3. The Charter School will be nonsectarian in its programs, admissions policies, employment practices, and all other operations. [Ref. California Education Code §47605(d)(1)]
4. The Charter School will not charge tuition. [Ref. California Education Code §47605(d)(1)]
5. The Charter School shall admit all students who wish to attend the Charter School, and who submit a timely application; unless the Charter School receives a greater number of applications than there are spaces for students, in which case each application will be given a chance of admission through a public random drawing process. Except as required by Education Code Section 47605(d)(2), admission to the Charter School shall not be determined according to the place of residence of the student or his or her parents within the State. Preference in the public random drawing shall be given as required by Education Code Section 47605(d)(2)(B). In the event of a drawing, the chartering authority shall make reasonable efforts to accommodate the growth of the Charter School in accordance with Education Code Section 47605(d)(2)(C). [Ref. California Education Code §47605(d)(2)].
6. The Charter School shall not discriminate on the basis of the characteristics listed in Section 220 (actual or perceived disability, gender, gender identity, gender expression, nationality, race or ethnicity, religion, sexual orientation, or any other characteristic that is contained in the definition of hate crimes set forth in Section 422.55 of the Penal Code or association with an individual who has any of the aforementioned characteristics). [Ref. California Education Code Section 47605(d)(1)]
7. The Charter School will adhere to all applicable provisions of federal law relating to students with disabilities, including, but not limited to, the Individuals with Disabilities in Education

Improvement Act of 2004, Section 504 of the Rehabilitation Act of 1973, and Title II of the Americans with Disabilities Act of 1990.

8. The Charter School will meet all requirements for employment set forth in applicable provisions of law, as necessary. [Ref. Title 5 California Code of Regulations §11967.5.1(f)(5)(C)]
9. The Charter School will ensure that teachers in the Charter School hold a Commission on Teacher Credentialing certificate, permit, or other document equivalent to that which a teacher in other public schools are required to hold. As allowed by statute, flexibility will be given to non-core, non-college preparatory teachers. [Ref. California Education Code §47605(l)]
10. The Charter School will at all times maintain all necessary and appropriate insurance coverage.
11. The Charter School will keep current all necessary permits, licenses, and certifications related to fire, health and safety within the building and on school property.
12. The Charter School will have at least 175 days of instruction and for each fiscal year, offer, at a minimum, the following number of minutes of instruction per grade level as required by Education Code Section 47612.5(a)(1)(A)-(D): to pupils in kindergarten, 36,000 minutes; to pupils in grades 1 to 3, inclusive, 50,400 minutes; to pupils in grades 4 and above, 54,000 minutes.
13. If a pupil is expelled or leaves the Charter School without graduating or completing the school year for any reason, the Charter School shall notify the superintendent of the school district of the pupil's last known address within 30 days, and shall, upon request, provide that school district with a copy of the cumulative record of the pupil, including a transcript of grades or report card and health information. [Ref. California Education Code Section 47605(d)(3)]
14. The Charter School shall maintain accurate and contemporaneous written records that document all pupil attendance and make these records available for audit and inspection. [Ref. California Education Code Section 47612.5(a)]
15. The Charter School shall, on a regular basis, consult with its parents and teachers regarding the Charter School's education programs. [Ref. California Education Code Section 47605(c)]
16. The Charter School shall comply with any jurisdictional limitations to locations of its facilities. [Ref. California Education Code Sections 47605 and 47605.1] The Charter School will be located within the boundaries of the Alum Rock Union School District in Santa Clara County as required by the Education Code.
17. The Charter School shall comply with all laws establishing the minimum and maximum age for public school enrollment. [Ref. California Education Code Sections 47612(b), 47610]
18. The Charter School shall comply with all applicable portions of the Elementary and Secondary Education Act.
19. The Charter School shall comply with the Public Records Act.
20. The Charter School shall comply with the Family Educational Rights and Privacy Act.
21. The Charter School shall comply with the Ralph M. Brown Act.

22. The Charter School shall comply with all portions of California Education Code and State Board Title 5 Regulations which are not otherwise waived under Ed Code Section 47610.

September 30, 2016

Cheryl Cabral      9/30/16  
Lead Petitioner      Date

## INTRODUCTION

### CRITERIA FOR RENEWAL

Education Code § 47607(b) states that a charter school must meet at least one of the following criteria to have its charter renewed:

1. Attained its Academic Performance Index (API) growth target in the prior year or in two of the last three years, or in the aggregate for the prior three years [§ 47607(b)(1)];
2. Ranked in deciles 4-10, inclusive, on the API in the prior year or in two of the last three years [§ 47607(b)(2)];
3. Ranked in deciles 4-10, inclusive, on the API for a demographically comparable school in the prior year or in two of the last three years [§ 47607(b)(3)]; or
4. The entity that granted the charter determines that the academic performance of the charter school is at least equal to the academic performance of the public schools that the charter school pupils would otherwise have been required to attend, as well as the academic performance of the schools in the school district in which the charter school is located, taking into account the composition of the pupil population that is served at the charter school [§ 47607(b)(4)(A)].

Due to the State Board of Education's suspension of API, however, Assembly Bill 484 authorized three alternatives to meet legislative and/or programmatic requirements, including charter renewals. These alternatives, described below, are set forth in a May 13, 2014 letter from Superintendent Tom Torlakson at the California Department of Education (CDE).<sup>1</sup>

1. The most recent API calculation.
2. An average of the three most recent annual API calculations.
3. Alternative measures that show increase in pupil academic achievement for all groups of pupils schoolwide and among significant student subgroups.

In this letter, the CDE states that “[p]ursuant to EC Section 47607(a)(3)(A), **the most important factor** in determining whether to grant a charter renewal is the **increase in pupil academic achievement** for all groups of pupils served by the charter school.” (emphasis added)

In addition to the three options described above, the letter from the CDE also allows authorizers to use the fourth option under current law, EC 47607(b)(4)(A):

*The entity that granted the charter determines that the academic performance of the charter school is **at least equal** to the academic performance of the public schools that the charter school pupils would **otherwise have been required to attend**, as well as the academic performance of the schools in the school district in which the charter school is located, taking into account the **composition of the pupil population** that is served at the charter school.*

When making this determination, the CDE instructs authorizers to evaluate all of the following:

---

<sup>1</sup> These alternatives are subject to change with the implementation of new state assessments and academic accountability reporting, but they are current at the time of this writing.

- Documented and clear and convincing data;
- Pupil achievement data from assessments for demographically similar pupil populations in comparison schools; and
- Information submitted by the charter school.

As the data presented below shows, Rocketship Si Se Puede (RSSP) has met each and every criteria for renewal under the Education Code and as authorized by the CDE. While the State is no longer focusing on API, both RSSP's most recent score and three-year average were above the statewide goal of 800. Furthermore, over the past five years, RSSP students have demonstrated improvements in pupil academic achievement for all groups of pupils schoolwide and among significant student subgroups as measured by a variety of assessments. And finally, RSSP students have made substantial progress toward measurable outcomes and achieved at levels not only equal to, but in many cases far exceeding those of, the school district and the public schools that its students would have otherwise attended.

## STUDENT ACHIEVEMENT AND GROWTH AT RSSP

### CAASPP

In accordance with California laws and regulations, RSSP administers the California Assessment of Student Performance and Progress (CAASPP). The CAASPP and the Common Core State Standards (CCSS) with which they align are unparalleled in rigor. Students in California are being asked to engage in and articulate complex, higher-order thinking across content areas, often in ways they have never previously encountered on performance assessments. Despite the unfamiliarity and increased complexity of the new assessment regimen, in the most recent school year, RSSP students in 3<sup>rd</sup>-5<sup>th</sup> grades performed at least equal to - and in most cases, much better than - students in the district and State in both Mathematics and ELA/Literacy.

As described above, charter renewal laws mandate that academic performance comparisons include comparisons to the school district in which the charter school is located and to the district schools that charter school students would otherwise attend. Academic comparisons must also take into account the composition of the pupil population that the charter school serves.

RSSP is located in the Alum Rock Union Elementary School District (ARUSD, or the District). A significant number of RSSP students would otherwise attend Cesar Chavez, Clyde Arbuckle, or San Antonio elementary schools, which are the District public elementary schools located in closest proximity to RSSP's campus (hereinafter described as the "alternative District schools"). The alternative District schools have a pupil composition that is very similar to RSSP's. Table 1 below shows the breakdown of RSSP's primary student subpopulations as compared to the District, the State, and the alternative District schools.

**Table 1****2015-16 Student Demographics, Grades 3-5**

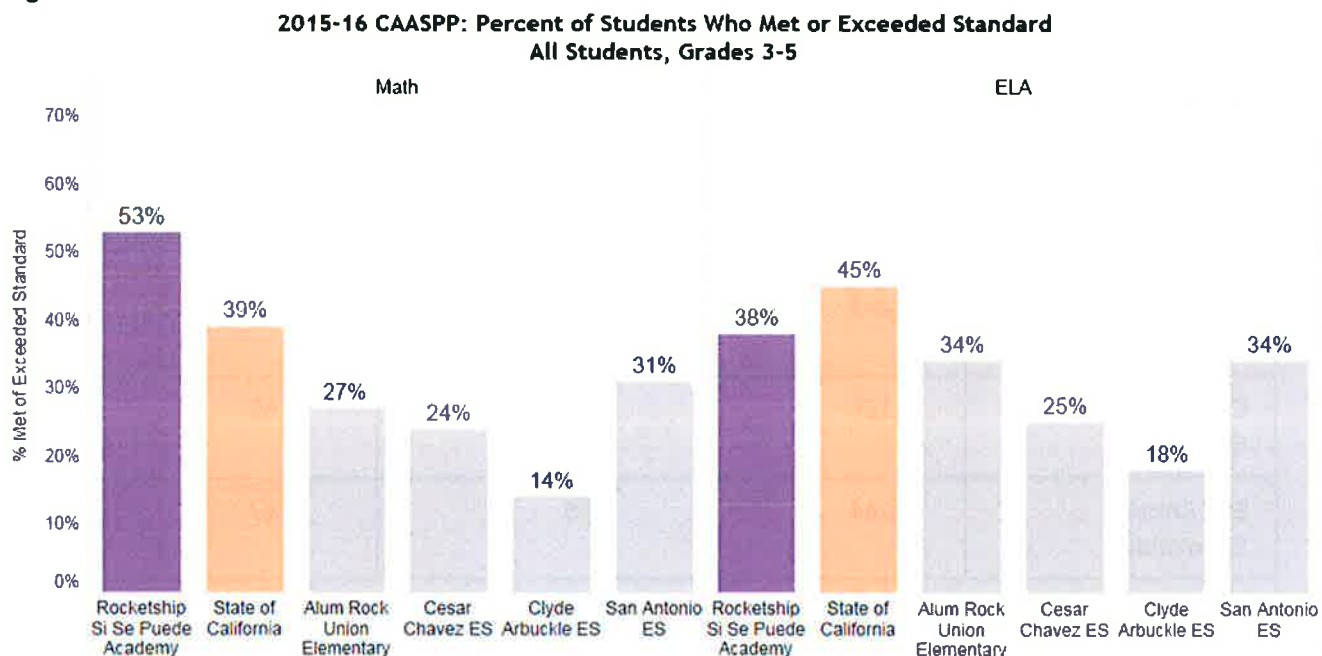
	Enrollment	% Socioeconomically Disadvantaged	% English Learner	% Hispanic
Rocketship Si Se Puede	253	90	63	86
State of California	1,433, 218	60	25	54
ARUSD	3,798	88	52	79
Cesar Chavez Elementary	243	96	61	87
Clyde Arbuckle Elementary	156	95	66	85
San Antonio Elementary	244	88	47	76
Source: California Department of Education, CAASPP ( <a href="http://caaspp.cde.ca.gov/">http://caaspp.cde.ca.gov/</a> ).				

The data in the remainder of this section illustrates how RSSP students in 3<sup>rd</sup>-5<sup>th</sup> grades *categorically* outperformed all three alternative District schools, the entire ARUSD, and the entire State of California on CAASPP Mathematics. This is true of RSSP students as a whole as well as every primary student subpopulation – students who are Socioeconomically Disadvantaged (SED), English learners (EL), and Hispanic. RSSP students - including all primary student subpopulations - also outperformed almost all comparison groups on the CAASPP ELA, as further shown below.



**Comparison- All Students.**

**Figure 1**



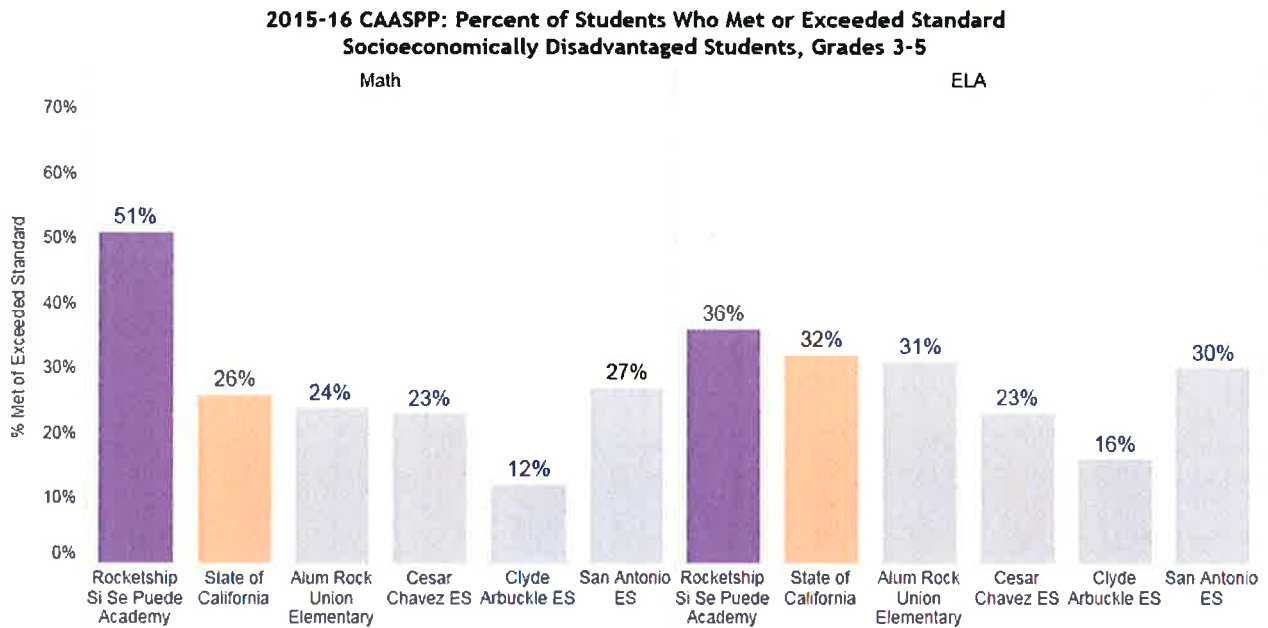
Source: California Department of Education, August 2016. Grades 3-5 percentages calculated by Rocketship Education from grade-level data in research files downloaded from the CAASPP website (<http://caaspp.cde.ca.gov/>)

As Figure 1 above shows, the majority of RSSP students met or exceeded Mathematics standards on the CAASPP. RSSP had more than double the percentage of all students who scored proficient in Mathematics as compared to two of the alternative District schools, and nearly double the percentage as ARUSD. RSSP also outperformed the State in Mathematics by almost 15 percentage points.

RSSP students as a whole also outperformed ARUSD and all three District comparison schools in ELA. RSSP had more than double the percentage of students score proficient in ELA han Clyde Arbuckle, and 13 percent more proficient students than Cesar Chavez.

**Comparison - SED Students.**

**Figure 2**



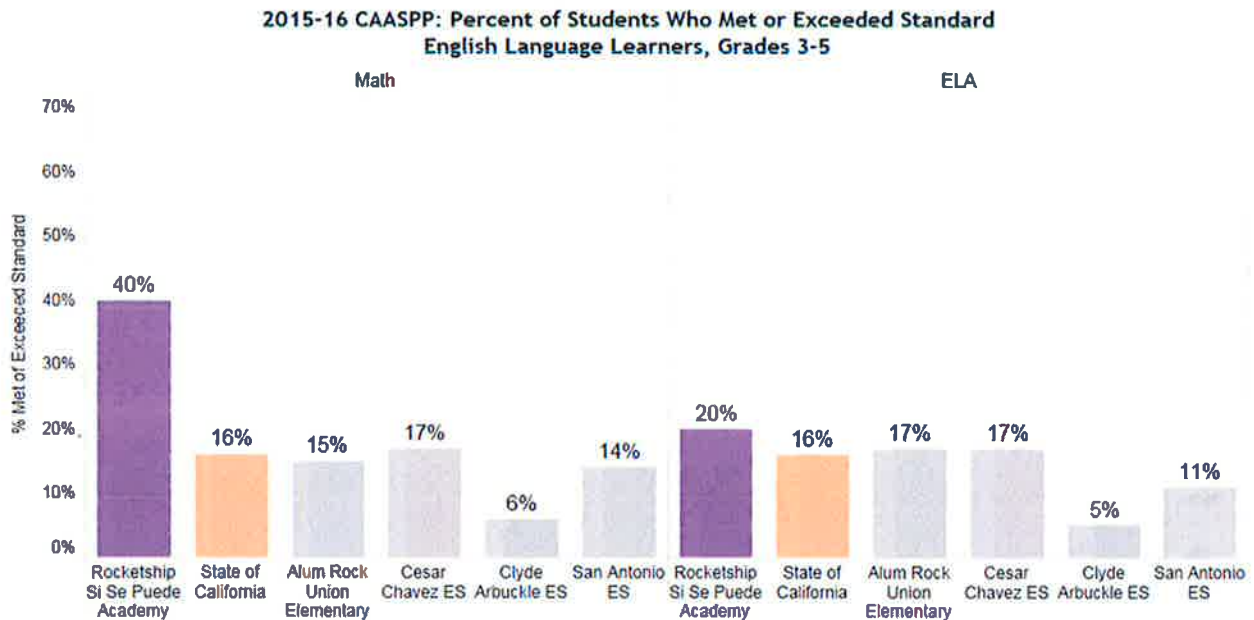
Source: California Department of Education, August 2016. Grades 3-5 percentages calculated by Rocketship Education from grade-level data in research files downloaded from the CAASPP website (<http://caaspp.cde.ca.gov/>).

Ninety percent of RSSP students are socioeconomically disadvantaged. Figure 2 shows how RSSP's SED students outperformed the SED subpopulations on CAASPP Mathematics at the alternative District schools, the entire ARUSD, and the entire State. In fact, RSSP had essentially *double* the percentage of proficient SED students in Mathematics than all comparison groups. Furthermore, a majority of RSSP's SED students met or exceeded the Mathematics standards.

RSSP's SED students also outperformed every single comparison group on CAASPP ELA. RSSP had more than double the percentage of proficient students than Clyde Arbuckle and also outperformed Cesar Chavez by 13 percentage points.

**Comparison - English learners.**

**Figure 3**

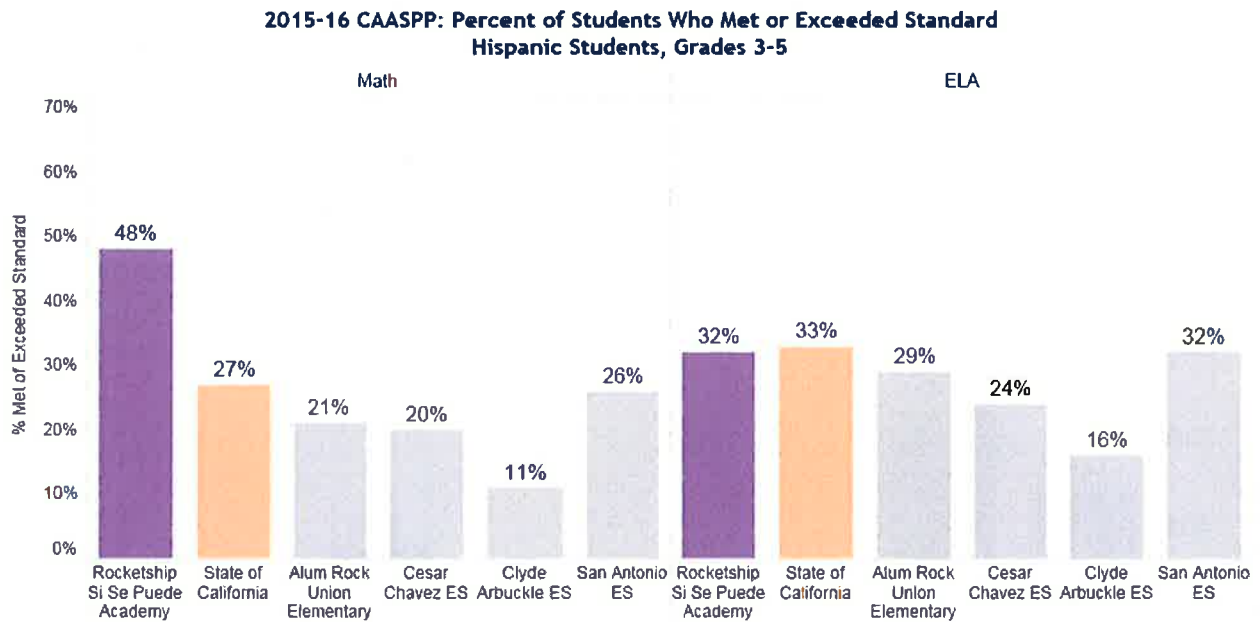


Source: California Department of Education, August 2016. Grades 3-5 percentages calculated by Rocketship Education from grade-level data in research files downloaded from the CAASPP website (<http://caaspp.cde.ca.gov/>)

Approximately 63% of RSP students are English learners. As Figure 3 above shows, RSP had more than twice the percentage of proficient ELs in CAASPP Mathematics than the EL student subpopulation in each alternative District school, the entire ARUSD, and the entire State. RSP's ELs also outperformed all comparison groups in CAASPP ELA. RSP had four times the percentage of ELs who scored proficient in ELA than did Clyde Arbuckle and nearly double the proficiency percentage as San Antonio.

**Comparison - Hispanic students.**

**Figure 4**

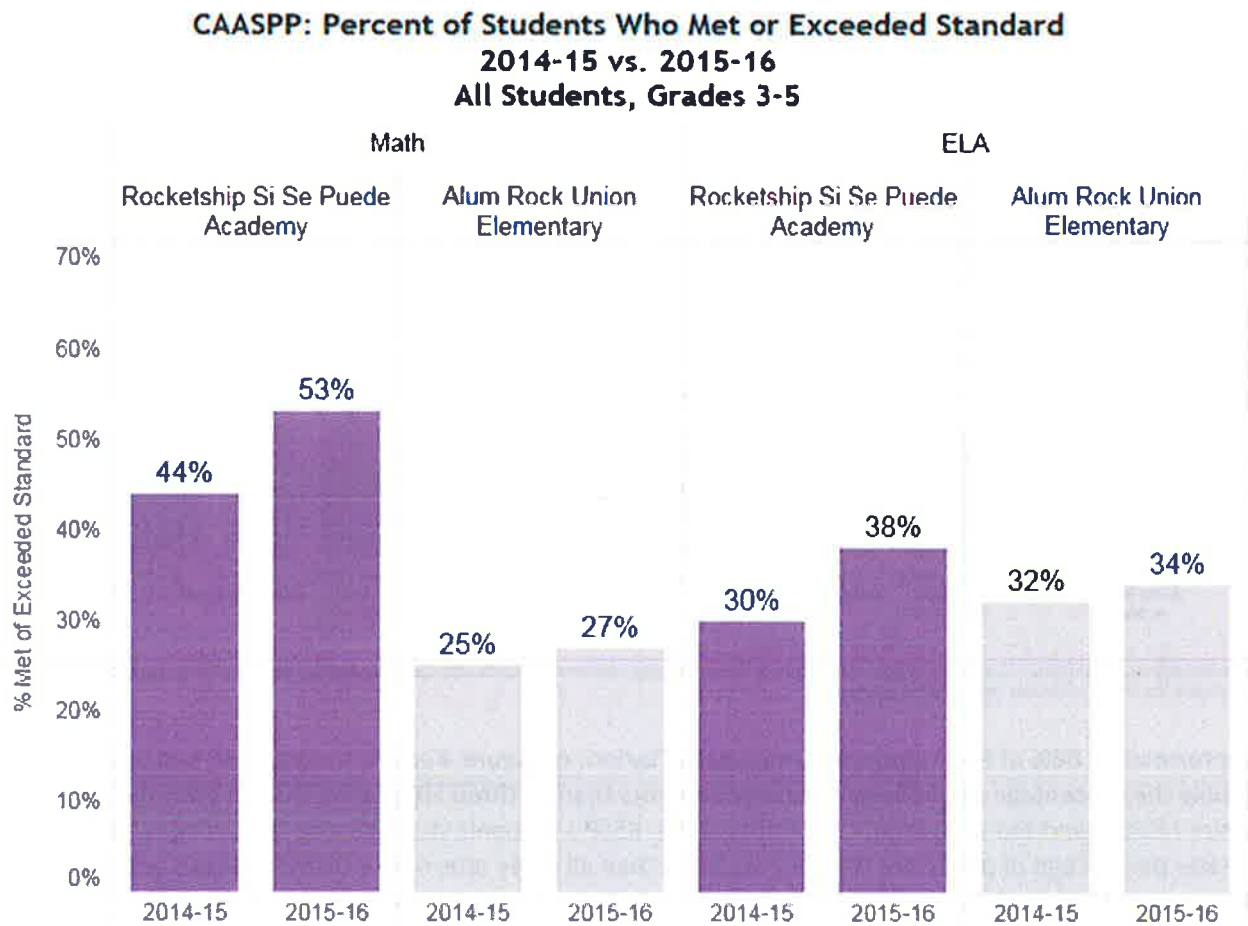


Source: California Department of Education, August 2016. Grades 3-5 percentages calculated by Rocketship Education from grade-level data in research files downloaded from the CAASPP website (<http://caaspp.cde.ca.gov/>).

Approximately 86% of RSP students are Hispanic/Latino. As Figure 4 above shows, RSP had essentially double the percentage of proficient Hispanic students than all three alternative District schools, the entire ARUSD, and the entire State in Mathematics. RSP's Hispanic students also had an equal or greater percentage of proficient Hispanic students than all three alternative District schools and the District as a whole in ELA.

**Year-over-Year Change: All Students.**

**Figure 5**



Source: California Department of Education. Grades 3-5 percentages calculated by Rocketship Education from grade-level data in research files downloaded from the CAASPP website (<http://caaspp.cde.ca.gov/>).

As described above, the CAASPP is unparalleled among standardized assessments in its rigor and depth. Although the 2015-16 school year was only the second year that California schools administered the CAASPP assessments, Figure 5 above shows how RSSP was able to increase the percentage of students who met or exceeded standards by 9 percentage points in Mathematics and 8 percentage points in ELA. This was a much larger increase than ARUSD’s two-percentage point change in each subject. Thus, Figure 5 shows how the performance gap between RSSP and the local District has already widened; in fact, RSSP’s proficiency rate surpassed ARUSD in ELA in 2015-16.

As further described in this petition, Rocketship is committed to exploring ways to continue to evolve and improve our instructional model to ensure that our students are able to achieve even higher levels of mastery of the rigorous standards called for by the CA CCSS and CAASPP.

## NWEA MAP

As described above, the CDE has stated “the most important factor in determining whether to grant a charter renewal is the increase in pupil academic achievement for all groups of pupils served by the charter school.”

Rocketship uses the nationally-normed NWEA MAP assessments to measure growth throughout the school year in Reading and Mathematics. The data below shows how students have made significant growth in both subjects over the past four years of attending RSSP.

**Figure 6**

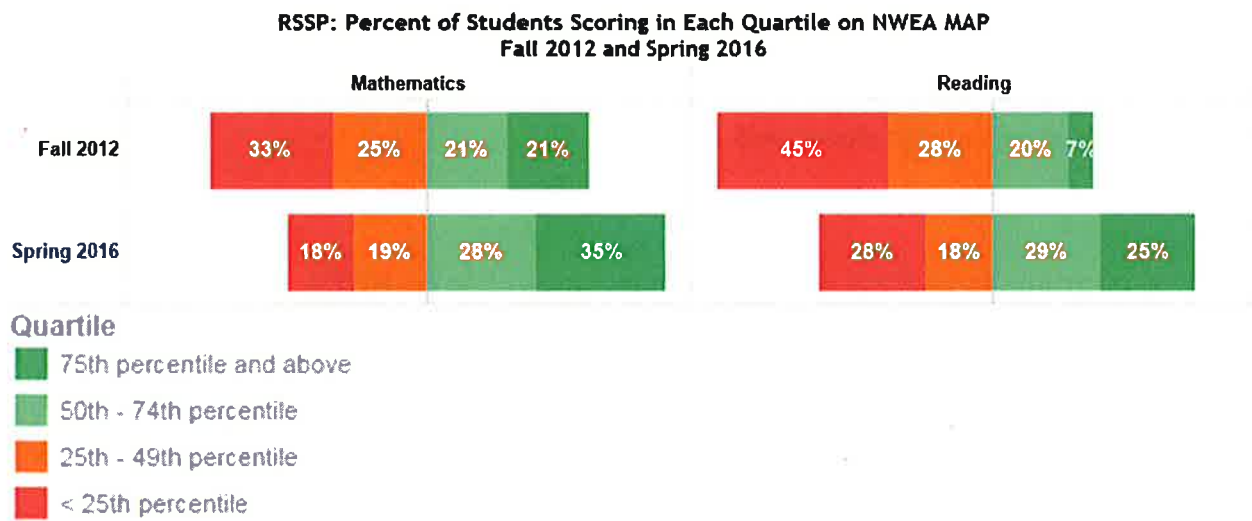


Figure 6 shows how, in the fall of 2012, 42% of RSSP students were scoring at or above the national norm (50th percentile rank) in Mathematics. By spring 2016, four years later, 63% of these same students were scoring at or above the national norm, an increase of more than 20 percentage points. In addition, the number of students scoring below the 25th percentile decreased by 15 percentage points in Mathematics and nearly 20 percentage points in Reading.

This data shows that Rocketship’s instructional program works. Students really do make meaningful growth during their time at RSSP. The ability to move such a significant percentage from below to above grade level during a four-year time frame is why we continue to do what we do at Rocketship; that is, to change the educational trajectories of all our students on our quest to eliminate the achievement gap.

Additionally, over the past four school years, RSSP students averaged approximately 1.3 years of growth on both NWEA Reading and Mathematics. Put differently, this means that on average RSSP students have grown about 30% more than their peers nationwide for the past four school years. Table 2 below shows the average growth years in both subjects.

**Table 2**

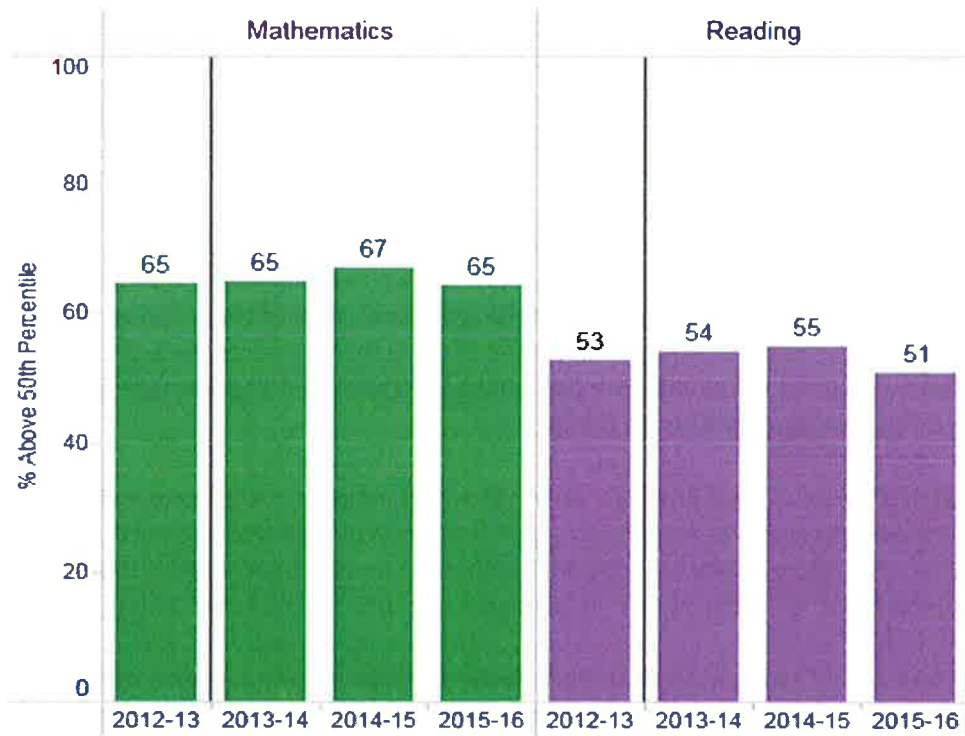
**Average Growth Years NWEA MAP Mathematics and Reading**

School Year	Mathematics	Reading
2012-13	1.29	1.40
2013-14	1.13	1.26
2014-15	1.40	1.31
2015-16	1.27	1.15

Furthermore, as Figure 7 below shows, two-thirds or more of RSSP students scored above the 50th percentile in Mathematics and more than half of RSSP student scored above the 50th percentile in Reading in each of the past four school years.

**Figure 7**

**RSSP: % of Students Scoring Above the 50th Percentile on NWEA MAP**



Vertical grey line represents NWEA's switch to Common Core-aligned assessments.

***Special Education Students.***

RSSP deeply values its special education students and has an Integrated Special Education team dedicated to best serving each of them. Table 3 below shows RSSP’s special education percentages over the past four school years.

**Table 3**

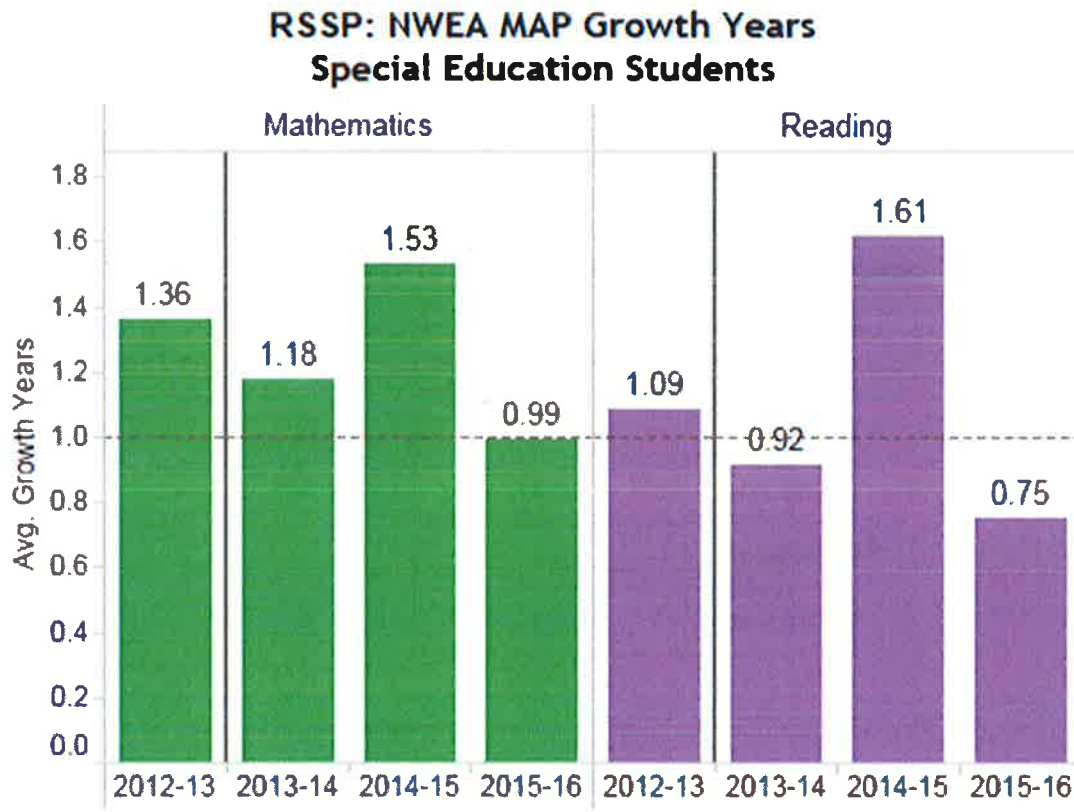
**Special Education Student Percentages at RSSP**

<b>School Year</b>	<b>% Special Education</b>
2012-13	3.2
2013-14	2.7
2014-15	3.6
2015-16	6.7

As Table 3 shows, the percentage of special education students at RSSP nearly doubled in the most recent school year, jumping from 3.6% to 6.7% (22 students to 43 students, respectively). Even with this doubling of the number of special education students, RSSP still achieved nearly a year of growth in the 2015-16 school year in Mathematics, as shown in Figure 8 below. Furthermore, RSSP has averaged approximately 1.3 years of growth in Mathematics and 1.1 years of growth in Reading over the past four school years.



Figure 8



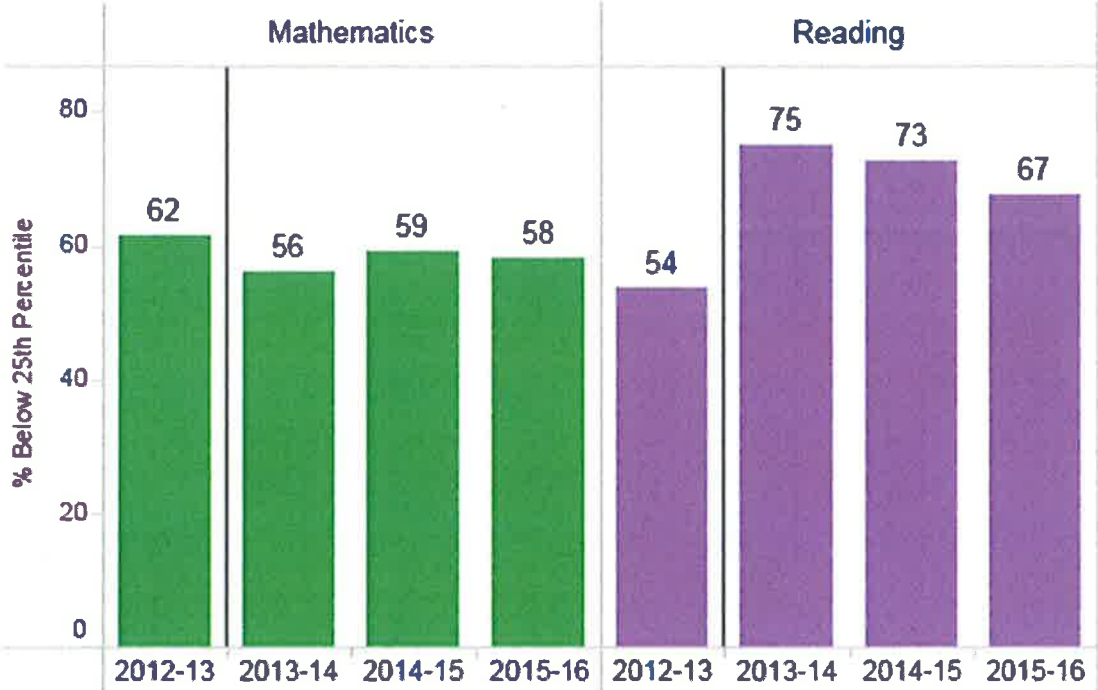
Horizontal dotted line represents National Average.

Vertical grey line represents NWEA's switch to Common Core-aligned assessments.

Furthermore, as Figure 9 below shows, despite the number of special education students doubling in the past year, RSSP has been able to decrease the percentage of special education students scoring in the bottom quartile in Reading over the past several school years. The percentage of students scoring in the bottom quartile in Mathematics has also not increased, despite the significant increase in RSSP's special education population.

Figure 9

**RSSP: % of Special Education Students Scoring Below the 25th Percentile on NWEA MAP**



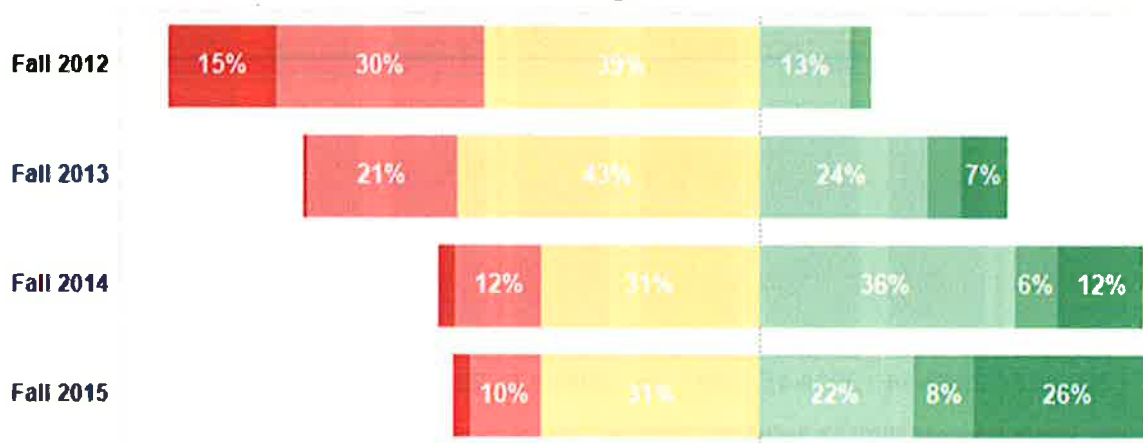
Vertical grey line represents NWEA's switch to Common Core-aligned assessments.

## CELDT GROWTH

RSSP has also helped its EL students make tremendous gains in English proficiency over the past five years. Figure 10 shows the California English Language Development Test (CELDT) proficiency levels among students who were tested in fall 2012 and who were still enrolled at RSSP in fall 2015.

**Figure 10**

**RSSP: Percent of Students Scoring Each CELDT Level or Reclassified  
Fall 2012 through Fall 2015**



### **CELDT Proficiency**

- Beginning (Level 1)
- Early Intermediate (Level 2)
- Intermediate (Level 3)
- Early Advanced (Level 4)
- Advanced (Level 5)
- Reclassified

As Figure 10 shows, in fall 2012, 45% of RSSP students were in the bottom two CELDT proficiency levels. By fall 2015, only 12% of students remained in these bottom two levels. Additionally, by fall 2015, 30% of students were now Early Advanced or Advanced - an increase of 16 percentage points - and 26% of students had been reclassified. (Element A below provides more details on Rocketship's reclassification process.) This data shows how Rocketship's instructional program is successful in significantly increasing the English proficiency of ELs during their time at RSSP.

## API

As described above, beginning in SY 2013-14, the State suspended API as a measure of academic performance while it began to implement new standards and assessment regimes. The CDE has indicated that alternative performance metrics may be used for the purpose of assessing student achievement and growth for charter renewals. Nonetheless, we have included API data in this report for the purposes of assessing our student performance prior to CAASPP.

RSSP has a weighted 3-year average API score of 851, which far exceeds the State target of 800. In the most recent school years in which API scores were calculated, RSSP had a score of 832.

In 2013, RSSP received a Statewide Rank of 7 and a Similar Schools Rank of 9.

## RSSP IMPACT

While RSSP has demonstrated strong student achievement and growth across all student populations during the past five years, the impact goes beyond quantitative.

Founded in 2009, RSSP has a long and rich history both within the Rocketship network and the local community. RSSP prides itself on a holistic experience with an emphasis on joy and love of learning. Staff members have described RSSP as a place “where a kid can be a kid,” providing “all the rigor of a Rocketship school with some summer camp mixed in.”

While maintaining a strong focus on academic achievement and preparation for college, RSSP has also continually sought out opportunities to bolster elementary school culture and provide students with opportunities to probe topics and themes beyond the regular academic curriculum. One major way that RSSP accomplishes this is through its Special Fridays. Once a month, students spend part of a Friday afternoon doing culture-building activities in their classrooms, such as celebrating classmate’s birthdays for that month. Students also spend that afternoon engaging in activities related to the school’s monthly theme. School themes have included “building your legacy” (August), Martin Luther King (January), environmental awareness (April), and, most recently, Latino heritage (September). For Latino Heritage Month, students learned about various Latin American countries and had the opportunity to come to school dressed in traditional Latin colors for Special Friday. At the end of each Special Friday, the entire school comes together to do a whole-school activity, which may include performing a song or dance and celebrating school achievements.

RSSP also facilitates culture through its monthly community meetings. These community meetings typically intersect with the school’s monthly theme, and RSSP has made concerted efforts to open them up not just to parents, but to entire families. For example, during last January’s MLK month, the school offered viewings of three different films at its community meeting that focused on racial segregation in the south targeted at kids of different ages.

Parent engagement at the school goes far beyond participation in community meetings. RSSP deeply values the power of partnership with parents to truly personalize the learning experience for our students and build a vibrant school community. One major way that RSSP has involved parents is through Los Dichos, a parent-led Latino literature program where parent volunteers read Spanish language stories that illustrate important values of Latino culture. Los Dichos has been a major success in increasing the engagement of RSSP’s Spanish speaking parents in the school community.

RSSP also partners with the outside community to create opportunities for students and their families. The school has hosted community meetings that are directly relevant to issues that are affecting RSSP families' everyday lives. For example, one meeting focused on housing rights, at which San Jose city committee members led an informational session and Q&A. Another focused on summer opportunities for kids, where various local programs and organizations came to the meeting to provide information and resources on summer youth programs. RSSP also partners with the community to offer a number of extra-curricular programs for students, including a 4th and 5th grade after-school science enrichment program for girls and an after-school program run by local neighborhood high-school students.

RSSP also derives great value from its staff, which includes a rich mix of founding teachers who have been with RSSP from the start and teachers new to Rocketship. This blend of backgrounds brings a healthy diversity of perspectives and talent to teaching that is informed by both experiences at Rocketship and elsewhere. The result is a strong team that is constantly working together to find new

RSSP is led by Heidi Shinn, who is in her second year as principal. Ms. Shinn has focused her career on education, serving as both an administrator and a teacher at a number of high-performing charter schools across the country. After graduating from Boston University, Ms. Shinn got a Master's degree in education policy at Harvard. She then taught at a private school for two years before deciding to turn her focus toward education in underserved communities. She joined the Excel Charter School before moving to California to work as a math teacher at KIPP Heartwood Academy, just down the street from RSSP. While at KIPP, Ms. Shinn's 6th graders had the highest pass rate on the math CST for all of Santa Clara County. She also led 95% of her 7th graders passed the CST Algebra test in a course usually reserved for 8th and 9th graders. Ms. Shinn then moved to Colorado to help found a charter school, where she served as the Dean of School Culture. She then moved back to California where she served as the Principal of Ceiba College Prep in Watsonville, which became the highest-performing middle school in Watsonville. Ms. Shinn returned to the classroom to teach for a year before she was recruited to join Rocketship. Now Principal of RSSP, Ms. Shinn strives to maintain a connection to the classroom by serving as one of the school's 5th grade teachers. She feels fortunate to partner with many of the same families she worked with during her time at KIPP, and she says she feels no greater joy than to support children's education from an elementary age.

## RSSP AS PART OF THE ROCKETSHIP EDUCATION NETWORK

Rocketship has a long history of successfully serving our target population throughout the Bay Area and beyond.

Rocketship's story began back in 1999, when Father Mateo Sheedy, Pastor of Sacred Heart Parish, created the Juan Diego Scholarship to Santa Clara University. After an extensive search for candidates, Father Mateo was surprised to discover that of the hundreds of children in his parish, none of them met the basic academic requirements to qualify them to attend their hometown college, or any other top-tier university.

Father Mateo immediately began researching ways to solve this problem. He soon became convinced that the public schools around his parish were failing to educate the students in his church. He decided that the children of his parish needed to have an alternative to their neighborhood district school.

Unfortunately, Father Mateo Sheedy passed away too soon, but his movement lived on. In 2006, his parishioners approached John Danner and Preston Smith—two educational entrepreneurs who were developing a new model for schools in low-income neighborhoods. John Danner, a former software engineer, was interested in the ways technology could help personalize education. Preston Smith was a young principal at a promising elementary school in San Jose who recognized the impact empowered teachers and engaged parents can have on student success.

Rocketship Mateo Sheedy Elementary opened soon after and our students quickly showed strong results in academic achievement. In fact, Rocketship Mateo Sheedy became the highest ranked low-income elementary school in Santa Clara County and the seventh ranked school in California. As more families joined the waiting list, we realized the need for even more high quality schools in the San Jose community. The founders decided to expand its nonprofit benefit corporation, Rocketship Education, to serve other schools in the neediest neighborhoods.

Rocketship Education has taken the successful model pioneered at Rocketship Mateo Sheedy Elementary School and translated it into critical systems necessary for successful replication. As described above, Rocketship Education provides each of its schools with systems and support for Curriculum, School Leadership, operations, Finance, Legal, Online Technology, Human Resources, and other services. By capturing best practices, Rocketship education allows each of its schools to avoid many of the startup hurdles faced by most charters and quickly produce strong academic results and a solid school culture by focusing on the key levers that drive student achievement.

As of the 2016-17 school year, Rocketship operates twelve schools in California. Ten of these schools are in San Jose, where we have grown to become a well-established presence over the past decade. We also have a campus in Redwood City, which opened in the 2015-16 school year. Most recently, we opened a new school in Concord.

We also have diverse experience opening new schools in other regions throughout the country. We opened our first school in Milwaukee in 2013, followed by two schools in Nashville in the following two school years. This year, we opened our first school in Washington, D.C.

RSSP is part of a network of high-performing charter schools that is centrally governed and operated by Rocketship Education, a non-profit public benefit corporation with 501(c)(3) status. As further described in Element D below, Rocketship Education is governed by a Board of Directors comprised of diverse and experienced community leaders with a broad range of expertise in relevant fields, including academics, education reform, community engagement, finance, management, real estate, law, and fundraising.

The Board is ultimately responsible for the operation and activities of each Rocketship school. Board members have a responsibility to solicit input from, and opinions of, both school staff and students' parents regarding issues of significance and to weigh the input and opinions carefully before taking action.

We are also expanding our Advisory Board, which consists of a diverse group of parents, teachers, and civic and business leaders committed to closing the achievement gap. The primary responsibility of the Advisory Board is to serve as a formal structure giving voice to Rocketship student, family, and community needs. The Advisory Board may provide advice and counsel to Rocketship Education's Regional Director/Vice President; provide meaningful input to the Board of Directors on topics such as

plans and strategies for local growth, model improvement, and staff development; build local partnerships to enhance the quality and sustainability of Rocketship schools; and speak at local events, political forums, and site visits.

In addition to benefiting from a deeply experienced Board of Directors, RSSP receives management services from our centralized network staff. As we have expanded our network and reach over the past decade, we have focused on building organizational capacity to maintain high-quality schools while also fueling growth. We have worked to develop and consistently apply strong functional expertise in each of the areas that comprise the complexity of school management (i.e. academic and social-emotional instruction, talent, community relations, finance, strategy, operations, legal, technology, human resources). Our centralized management structure is further described in Element D below.

## ELEMENT A: DESCRIPTION OF THE EDUCATIONAL PROGRAM

*“A description of the educational program of the school, designed, among other things, to identify those whom the school is attempting to educate, what it means to be an “educated person” in the 21st century, and how learning best occurs. The goals identified in that program shall include the objective of enabling pupils to become self-motivated, competent, and lifelong learners.”*

*“A description, for the charter school, of annual goals, for all pupils and for each subgroup of pupils identified pursuant to Section 52052, to be achieved in the state priorities, as described in subdivision (d) of Section 52060, that apply for the grade levels served, or the nature of the program operated, by the charter school, and specific annual actions to achieve those goals. A charter petition may identify additional school priorities, the goals for the school priorities, and the specific annual actions to achieve those goals.”*

*- California Education Code Section 47605(b)(5)(A)(i)-(ii)*

## MISSION, VISION, AND MODEL

There is a significant and growing gap in student achievement in our country. It's a gap between ethnic groups, between income levels, even between neighboring communities in the same city. Regardless of which side we're on, ultimately, the achievement gap affects us all.

The achievement gap is bigger than grades and standardized tests. It affects dropout rates, college graduation, employment, lifetime earnings and quality of living. And it's a perpetual cycle, persisting for generation after generation in the same community.

But it doesn't have to exist. There's absolutely no difference in the academic potential of these students. There are differences, however, in their environments, their communities and their opportunities. There are significant differences in the availability and access to quality schools.

### MISSION STATEMENT

Rocketship's mission is to eliminate the achievement gap by graduating all students at or above grade level. Our goals include the following:

- Rocketship students will graduate from Rocketship at or above grade level.
- Rocketship students will become self-motivated, competent, and lifelong learners.
- Rocketship students will develop a deep love of learning.
- Rocketship will provide parents of with a path for their children to take in order to have the best chance to attend a four-year college.
- Rocketship will encourage our alumni both to become leaders in their community and help others achieve their goals.

### VISION STATEMENT



Rocketship seeks to create a future in which thousands of children have graduated from four-year colleges and have come back to eradicate the last traces of the achievement gap in San Jose and beyond.

### ROCKETSHIP MODEL

The Rocketship model is built on three foundational pillars of excellence, which we believe are the key to our continued success as we work to close the achievement gap.

***Teachers and Leaders: Elevating and Celebrating Instruction.*** Teachers and leaders are one of the most important factors in student success. To ensure our students have access to the best teachers and leaders, we provide dedicated coaching, professional development, and leadership programs to help them grow professionally and personally—regardless of their experience level. We elevate and celebrate teaching, providing exciting and rewarding careers where educators feel empowered, appreciated, and valued. We help our teachers grow using embedded learning opportunities, personalized coaching and customized training as part of the regular workday. And we grow our leaders from within our schools, providing on-the-job leadership and principal training programs with a clear path towards long-term career goals.

***Rocketeer Students: Personalized Learning and Growth.*** We all learn in our own unique ways. From the time we're children until long after we leave school, each person has their own way of learning and advancing. Unfortunately, the traditional school system doesn't allow for that. Our students (called Rocketeers) get personalized instruction targeted to their needs and tailored to their unique learning styles. Our blended learning model combines traditional instruction, technology and tutoring, allowing every Rocketeer to learn at their own pace. And best of all, this model works for all students in the Rocketship program, whether they are catching up or racing ahead.

***Rocketeer Parents: Leaders in the Home, the School, and the Community.*** Engaged parents are essential to eliminating the achievement gap. We work with our parents to help them become powerful advocates for their children and their communities. We work directly with parents, helping them become leaders at home, in the schools, and in the community. This includes helping with homework, managing the household and serving as a positive role model for their children, leading community meetings, planning school-wide events, advocating for their children's needs, assisting in the teacher and leader interview process, being active members in the community, participating in advocacy groups and school boards, and standing up for their students and their schools.

### TARGET SCHOOL POPULATION – WHO THE SCHOOL IS ATTEMPTING TO EDUCATE

As described above, Rocketship's program is designed to serve students who are or may be at risk of achieving below grade level. The average Rocketship student is between one and two years behind grade level upon entry. RSSP will continue target students from predominantly low-income neighborhoods where access to high-quality, high-performing schools is limited. As Table 4 below shows, the vast majority of RSSP students that we serve are socioeconomically disadvantaged (SED). The majority of our students at RSSP are also Hispanic/Latino. We also serve a significant percentage of English learners (ELs) and students in special education.

Table 4 below shows the demographic breakdowns at RSSP at the time of submission of this petition for charter renewal.<sup>2</sup>

**Table 4**

**Demographic Percentages at RSSP**

School Year	SED	EL	Hispanic	Black	Asian	White	Special Education
<b>2012-13</b>	91.2	66.0	88.0	0.8	9.7	0.9	3.2
<b>2013-14</b>	88.8	66.5	88.0	0.8	9.4	0.8	2.7
<b>2014-15</b>	90.4	69.4	87.0	0.5	10.3	0.7	3.6
<b>2015-16</b>	89.5	59.4	87.1	0.5	9.8	0.5	6.7

---

**ENROLLMENT**

RSSP enrolls approximately 580 students. Table 5 below shows the enrollment numbers at RSSP over the past five school years.

We expect this to remain steady over the next five years, as further shown in our Budget Narrative, attached as Appendix 1 and incorporated into this petition. To absorb expected attrition, the school will continuously enroll vacated spaces to maintain its enrollment numbers. Attrition is primarily driven by families leaving the area and is similar to other Rocketship and high-performing charter schools in the area. Currently, Rocketship uses PowerSchool for student attendance accounting and reporting.

**Table 5**

**Enrollment Numbers at RSSP**

School Year	K	1	2	3	4	5	Total
<b>2012-13</b>	119	125	124	124	102	64	658
<b>2013-14</b>	94	120	121	115	111	66	627
<b>2014-15</b>	112	108	116	117	102	36	591
<b>2015-16</b>	101	108	112	107	111	42	581

RSSP currently serves students in grades K-5. RSSP may also decide to add a Transitional Kindergarten (TK) class. This decision will depend on whether there is clear demand from parents in the community or if it is mandated by State law. We will notify our Authorizer by May of the prior school year if we decide to add TK at RSSP.

---

<sup>2</sup> At the time of this writing, the official 2016-17 demographic data has not been finalized.

## OUR EDUCATIONAL PHILOSOPHY

### WHAT IT MEANS TO BE AN EDUCATED PERSON IN THE 21<sup>ST</sup> CENTURY

We believe that an educated person in the 21<sup>st</sup> century possesses a depth and breadth of academic and critical life skills that will enable him/her to develop into a self-motivated, competent, lifelong learner.

The academic skills that we strive for our students to develop are rooted in critical thinking, problem-solving, and meta-cognition. To meaningfully contribute to and participate in this increasingly global society, we believe that students must not only possess an extensive knowledge base, but also skills on how to analyze and access more information. Students must be prepared to apply things they have learned to solve novel problems, think critically and creatively, and communicate precisely and effectively across many different mediums. Students must be prepared to work with and adapt to rapidly-changing technological resources. Students should also have the ability and disposition to explore the thinking and learning process and to explain their rationales to others.

The critical life skills that we strive for our students to develop are rooted in sense of self, relationship and social skills, and commitment to learning. We believe that students must be able to work cooperatively and collaboratively with diverse backgrounds, perspectives, and cultures. They will need strong and resilient social and emotional skills to be prepared to formulate healthy relationships at school, at home, and in the workplace. Through it all, students must remain focused and motivated as they learn and grow both inside and outside the classroom. Students should be motivated to pursue goals and take responsibility for academic, social, and emotional self-development.

Rocketship's program focuses on academic and critical life skills designed to help students flourish in multiple aspects of their lives during their time at Rocketship and beyond.

### HOW LEARNING BEST OCCURS

Our instructional model is based on our beliefs that learning best occurs in the following ways:

- Through a thoroughly-planned, standards-aligned academic curriculum that centers on higher-order critical thinking and complex problem solving and that authentically integrates a variety of content throughout the school day.
- Through instruction in critical life skills that include teaching core values, strong behavioral skills, and habits of excellence.
- Through personalized instruction that includes targeted interventions and blended classroom-based and adaptive online learning.
- Through differentiation and integrated and focused supports for special student populations.
- Through data-driven instruction, planning, and analysis.
- Through careful selection of educators, and consistent and rigorous intellectual professional development and growth opportunities to keep teachers and staff members invested and effective.

The sections below in Element A further describe how we execute each of our beliefs.

### STANDARDS-ALIGNED CURRICULUM

The Rocketship curriculum follows California’s adoption of the Common Core State Standards (“CCSS”) for English/Language Arts, English Language Development, and Mathematics; the Next Generation Science Standards; and state standards for other content areas including Social Studies and Visual and Performing Arts.<sup>3</sup>

We understand and appreciate that the new CA CCSS are unprecedented in rigor. Additionally, the CCSS-aligned Smarter Balanced assessment system that California has adopted tests a wide range of complex cognitive skills that require students to both engage in and articulate higher-order thinking across content areas. As such, we have evolved our classroom instructional practices to teach students to not only build skills but then to apply their understandings in a diverse variety of tasks and settings. These practices also help further the academic skills that, as described above, we believe all educated persons in the 21<sup>st</sup> century must possess.

Along with our students, our teachers will be required to make their own cognitive leaps as they develop and align their classroom practices to the increased rigor of the CA CCSS and Smarter Balanced. Rocketship’s centralized network Achievement Team is tasked with designing an intellectual preparation process to best set teachers and students up for short and long-term success. The Achievement Team partners with teachers and School Leaders (school principals and assistant principals) to develop plans and materials that span from long-term curriculum maps to daily lessons. Teachers also meet regularly throughout the school year with their school-based coaches and members of the Achievement Team to explore content covered in various units, thinking about questions like *“what are the key understandings and skills needed for the relevant standards?”* and *“what should students be able to do/produce if they have mastered the standard?”*

Additionally, the Achievement Team maps out the actual sequence of the particular unit, determining which content teachers will teach on each day to solidify student understanding. Rocketship also identifies a lead planner at every grade level to be a common planner for the network. The lead planner writes daily lesson plans that are made available to all Rocketship teachers. This planner also prepares videotapes to accompany the lessons so that teachers can internalize best practices. Each grade level also designates a model teacher to serve as the go-to resource for teachers who need additional support.

The Achievement Team works year-round to dissect, analyze, and further investigate the standards for all content areas that we teach, including English/Language Arts, English Language Development, Mathematics, Science, Social Studies, and Visual and Performing Arts. The Achievement Team, along with Rocketship’s network Schools Team and Analytics Team, also design and analyze standards-based assessments throughout the year to help design instruction and track student progress. Through it all, we constantly share our learnings with teachers and School Leaders and develop processes for receiving feedback from the “ground level.” We make adjustments as necessary to ensure that our teachers continue to feel motivated, supported, and prepared and our students continue to make significant growth.

---

<sup>3</sup> Pursuant to CA Education Code 60605.

The below sections provide further details on our curriculum and instruction.<sup>4</sup>

---

## ELA/LITERACY

### CCSS-ALIGNED INSTRUCTION

Each of the elements of our reading and writing instruction are focused on the CA CCSS for English/Language Arts (ELA) and Literacy. For each of the strands called for in the CCSS (reading, writing, speaking and listening, and language, each further described below), our instruction includes the College and Career Readiness anchor standards and their accompanying grade-specific standards to ensure that our students are on track to meet end-of-year expectations.

**Reading Strand.** In accordance with the CA CCSS for ELA/Literacy, our reading instruction for both literature and informational text focuses on the anchor and grade-specific standards in the following areas: (1) key ideas and details (i.e. determining central ideas and themes, making logical inferences from text, analyzing how ideas and characters develop); (2) craft and structure (i.e. analyzing meaning, structure, and point of view of a text); (3) integration of knowledge and ideas (i.e. evaluating content, comparing information from multiple sources); and (4) range of reading and level of text complexity (i.e. reading and comprehending complex literary and informational texts). We also teach the reading standards for foundational skills, which include print concepts, phonological awareness, phonics and word recognition, and fluency. Our instructional strategies for teaching reading are further described in the following section.

**Writing Strand.** Our writing instruction focuses on the anchor and grade-specific standards in the areas of (1) text types and purposes (i.e. learning to write narratives, informative/explanatory texts, arguments, and a variety of other subgenres); (2) production and distribution of writing (i.e. producing and sharing clear, coherent and organized writing through a well-planned writing process); (3) research to build and present knowledge (i.e. assessing the credibility of sources, analyzing research, and integrating findings to support writing); and (4) range of writing (i.e. writing over short and long time frames for a variety of purposes and audiences).

**Speaking and Listening Strand.** Our speaking and listening instruction, which we integrate not only into our ELA/Literacy lessons but also throughout the entire school day, focuses on the anchor and grade-specific standards in the areas of (1) comprehension and collaboration (i.e. preparing for and participating in a wide range of conversations with diverse partners, integrating and evaluating integration presented in a variety of formats, and evaluating other speakers' reasoning and rhetoric); and (2) presentation of knowledge and ideas (i.e. presenting findings with supporting evidence, making strategic use of media and data displays to express ideas, adapting speech to a variety of tasks).

---

<sup>4</sup> These sections describe our instruction as it is currently being implemented in accordance with the CA CCSS. We constantly monitor any changes in the state standards and assessment systems and may at times adjust elements of our instruction, curriculum, and/or teaching materials to ensure that teachers and students are best being equipped for mastery. In accordance with CA Education Code 47607, we will notify our Authorizer at any time should any adjustment become of the magnitude that may constitute a material revision to our charter.

**Language Strand.** Our language instruction focuses on the anchor and grade-specific standards in the areas of (1) conventions of standard English (i.e. grammar, usage, capitalization, punctuation); (2) knowledge of language (i.e. understanding how language functions in different contexts); and (3) vocabulary acquisition and usage (i.e. using context clues to determine the meaning of unknown words, understanding figurative language and word relationships, acquiring and using a range of academic language).

Additionally, we are committed to focusing our instruction on the three new emphases in the CA CCSS for ELA/Literacy (also called “shifts” from the previous standards). These emphases include (1) regular practice with complex texts and their academic language; (2) reading, writing, and speaking grounded in evidence from texts, both literary and informational (i.e. asking students to answer not solely from their prior knowledge but rather from a close, careful reading of the text); and (3) building knowledge through content-rich information (i.e. students are immersed in information about the world around them, especially through content-rich nonfiction). We recently added a new nonfiction block to our ELA/Literacy instruction, where students in grades 2 and up receive comprehension instruction for both narrative *and* nonfiction text every single day and the lower grades receive alternating lessons in narrative and nonfiction. We are also providing explicit training to our reading teachers on how to purposefully select complex texts that are rich with academic vocabulary. Our instruction now also includes strategies for using text to support a response. We understand that these three emphases were developed in response to the growing literacy demands of college and the workforce, and we are committed to launching our Rocketeers on a path of long-term success beginning at the earliest age.

#### COMPONENTS OF OUR LITERACY INSTRUCTION

Our reading and writing instruction includes four different components to teach the standards and strands described above: (1) explicit teaching of the building blocks of literacy; (2) explicit teaching of reading comprehension skills; (3) application of the building blocks and reading comprehension skills; and (4) explicit teaching of writing skills and process.

**Explicit teaching of the building blocks of literacy.** Our instructors teach phonics (sound-spelling relationships), phonemic awareness (distinguishing individual sounds within words), and language arts (word and structural analysis); and fluency.

- **Phonics:** Students will learn to relate sounds to spellings to decode words. Our instruction will include concepts like long and short vowel sounds, consonant and vowel combinations, consonant clusters, diphthongs, digraphs, and variant vowels.
- **Phonemic awareness:** Students will learn how to distinguish individual sounds (phonemes) within words. Our instruction will include activities like categorization (recognizing the “odd” sound in a word), isolation (identifying a single sound in a word), rhyming, segmenting (separating spoken words into individual sounds), and oral blending (combining individual sounds in a word).
- **Language arts:** Our instruction will zoom in on the concept of word and structural analysis, engaging in in-depth study of topics like morphemes (i.e. prefixes, suffixes, root words), compound words, homophones, and syllabication.
- **Fluency:** Our instruction will focus on helping students acquire automaticity (rapid and automatic word recognition) and prosody (reading with phrasing and recognition of punctuation). Our teachers will build students’ fluency through modeling good oral reading, teaching students phrasing, and offering many opportunities for students to practice with guidance and support (i.e. repeated reading). Additionally, teachers will expose students to

high-frequency words and sight words to allow students to focus less energy on decoding and more on comprehension during their reading lessons.

***Explicit teaching of reading comprehension skills.*** Reading comprehension instruction will occur at all grade levels. Teachers will identify a CCSS-aligned standard and objective for the lesson. Teachers will model the skill as well as the metacognition (thinking about the comprehension that students will be asked to do in their own reading). Teachers will read with the students, making pre-designated stops to highlight the skill and ask students to also interact with the text themselves, either in small groups or individually, and practice the skill.

Reading comprehension instruction may also take the form of a read aloud, which is emphasized more heavily in the younger grades, where teachers will use an anchor text to model a particular reading skill/strategy. The teacher will define the skill, explain why good readers use the skill, and model how to apply the skill. The teacher may also provide either a preview of the text or a summary from the previous day's reading, including review of specific vocabulary words. The teacher will then read the text, modeling fluency, and take pre-planned pauses to do a "think aloud" to describe the comprehension strategies she is using, any comprehension problems that she is encountering as well as ways to address them, and continue to build enthusiasm and engagement about the text. Teachers will also assess comprehension of the text by posing literal, inferential, and critical thinking discussion questions.

***The application of literacy and reading comprehension skills.*** This element of our reading instruction occurs primarily through guided reading, which is the linchpin of the literacy and comprehension skills that we teach. Our guided reading primarily occurs in small, homogeneous groups, and instruction is focused on what each individual student needs in the moment to advance in reading ability.

We use assessments as the starting point for our guided reading instruction. Our assessments, particularly the STEP assessment system, are designed to provide teachers with critical and targeted information on how students process information and read texts. Teachers will use this data to gauge students' approximate "reading levels," assess reading growth over time, and plan guided reading instruction. Teachers' plans will include selecting a text that will give multiple opportunities for students to practice a skill or strategy, designing a pre-reading activity to focus students, observing students during reading, and leading a comprehension conversation to practice and assess students' comprehension.

Our students may also practice reading comprehension through independent reading. Our teachers are trained to organize leveled libraries, which will include multiple text formats and reading levels, various genres, a range of content areas, and appeal to students' interests. Our teachers will also set independent reading expectations with their students and develop ways to hold them intellectually accountable.

***The explicit teaching and application of writing skills and the writing process.*** Our writing instruction includes both teacher-driven and student-driven components. Using the CCSS-aligned long-term unit plans, teachers will teach various writing skills, strategies and features. Our Achievement Team also develops writing assessments that mirror the level of rigor that students encounter under the CAASPP assessments and regularly assess student achievement and progress throughout the year.

Students will also have the opportunity to engage in a Writing Workshop, where they will independently write and apply new skills/strategies. Our Achievement Team prepares a suite of Writer’s Workshop resources, which include materials from the Lucy Calkins curriculum. Through Writer’s Workshop, students will get to practice stages of the writing process, which include pre-writing, drafting, revising, proofreading and editing, and publishing/presentation.

As further described below in our Special Populations section, we also incorporate the English Language Development (ELD) standards into our ELA/Literacy block through both integrated and designated instruction.

### INSTRUCTIONAL PLANNING AND PREPARATION

As described above, our teachers and school leaders are provided with a plethora of resources to effectively and efficiently plan and prepare their ELA/Literacy instruction. These include:

- End-of-unit, CCSS-aligned assessments to test mastery and prepare students for the SBAC requirements
- Ongoing unit assessments to be administered every three to four, depending on the grade level and unit
- Scope and sequence curriculum maps, which lay out the standards-aligned objectives for each unit throughout the school year
- Unit plans
- Objective plans
- Sample daily lesson plans
- Fiction and nonfiction texts that correlate with the lesson plans, objectives, and units

For samples of Rocketship’s preparation materials, including scope and sequence maps, please see Appendix 2.

---

## MATHEMATICS

### CCSS-ALIGNED INSTRUCTION

Our mathematics instruction is centered on the CA CCSS for Mathematics (CA CCSSM). Lessons incorporate the CA CCSSM’s eight Mathematical Practice Standards, which are designed to develop students’ broader mathematical understanding across all grade levels, as well as the CA CCSSM’s Content Standards, which are a progression of grade-level specific mathematical topics.

***Practice Standards.*** We believe that all students should develop the varieties of expertise that are reflected in the practice standards, as these standards are designed for all levels of mathematical maturity and will enable students to become strong in mathematics even beyond their elementary school experience at Rocketship. The eight practice standards, as well as a brief summary of what proficiency looks like for each of them under the CA CCSSM, are described below.

- Make sense of problems and persevere in solving them: Proficient students will be able to explain to themselves the meaning of a problem, plan a solution pathway, consider analogous problems, monitor and evaluate progress toward a solution, and check their answers using a different method.



- Reason abstractly and quantitatively: Proficient students will be able to make sense of quantities and their relationships, create a coherent representation of the problem at hand, consider the units involved, and know how to use different properties of operations and objects.
- Construct viable arguments and critique the reasoning of others: Proficient students will make conjectures and build ways to explore them, recognize and use counterexamples, make plausible arguments about data, distinguish logical vs. flawed reasoning, justify and communicate their conclusions
- Model with mathematics: Proficient students will apply the mathematics they know to solve problems arising in everyday life (even if this is as simple as writing an addition or subtraction equation to describe a situation). Proficient students will also be able to identify important quantities in practical situations and map relationships using tools such as diagrams, two-way tables, graphs, flowcharts, and formulas.
- Use appropriate tools strategically: Proficient students will be able to consider the available grade-appropriate tools when solving a problem, make mathematical models, and identify external mathematical resources.
- Attend to precision: Proficient students will use clear definitions, articulate the meaning of chosen symbols, carefully specify appropriate units of measure, calculate accurately and efficiently, and provide explanations of their reasoning.
- Look for and make use of structure: Proficient students will discern patterns, deconstruct equations, and shift perspectives.
- Look for and express regularity in repeated reasoning: Proficient students will look for repeated calculations and shortcuts, notice regularity, and maintain oversight of calculations they are working to solve.

**Content Standards.** While the practice standards describe the ways in which mathematics learners should be engaging with subject matter, the content standards include the actual grade-specific subject matter. They are designed to work in conjunction with the practice standards. The CA CCSSM Content Standards identify several “critical areas” of focus for each grade level, on which we center our mathematics instruction.

- Kindergarten: (1) representing, relating, and operating on whole numbers, initially with sets of objects; and (2) describing shapes and space.
- Grade 1: (1) developing understanding of addition, subtraction, and strategies for addition and subtraction within 20; (2) developing understanding of whole number relationships and place value; (3) developing understanding of linear measurement and measuring lengths as iterating length units; and (4) reasoning about attributes of, and composing and decomposing geometric shapes.
- Grade 2: (1) extending understanding of base-ten notation; (2) building fluency with addition and subtraction; (3) using units of measure; and (4) describing and analyzing shapes
- Grade 3: (1) developing an understanding of multiplication and division and strategies for multiplication and division within 100; (2) developing understanding of fractions; (3) developing understanding of the structure of rectangular arrays and area; and (4) describing and analyzing two-dimensional shapes.
- Grade 4: (1) developing understanding and fluency with multi-digit multiplication, and developing understanding of dividing to find quotients involving multi-digit dividends; (2) developing an understanding of fraction equivalence, addition and subtraction of fractions with like denominators, and multiplication of fractions by whole numbers; and (3) understanding that geometric figures can be analyzed and classified based on their properties, such as having parallel sides, perpendicular sides, particular angle measures, and symmetry.

- Grade 5: (1) developing fluency with addition and subtraction of fractions, and developing understanding of multiplication of fractions and division of fractions; (2) extending division to two-digit divisors, integrating decimal fractions into the place value system and developing understanding of operations with decimals to hundredths, and developing fluency with whole number and decimal operations; and (3) developing understanding of volume.

## COMPONENTS OF OUR MATHEMATICS INSTRUCTION

To best meet the demands of Common Core, our math instruction will include all of the following elements at all grade levels:

- instruction and learning activities focused on math concepts and application of understandings
- explicit instruction on math vocabulary and language
- spiral review on concepts already covered, with a specific focus on application of understandings across a diverse range of concepts
- protected intervention and corrective instruction time during the STEM block
- well-designed routines closely matched to grade-level content and the development of number sense and math strategies (calendar time, e.g.)

In order to accomplish all of these each day, it is imperative that our STEM blocks are designed to make the most of every minute, and ensure that the teacher is able to be as impactful as possible with their time and attention. It also requires homework to be considered as a component of the daily schedule and not a separate element or add-on to the classroom routines.

***Spiral review.*** Spiral review is critical to ensure our learners are repeatedly engaging with content and applying their burgeoning understandings to a wide assortment of contexts and challenges. This block also keeps skills fresh in the minds of students and allows teachers opportunities to shore-up small misconceptions, review key vocabulary, and investigate application of previously learned content in new situations. There are two main forms of spiral review: math meeting (Grades TK & K) and math board (Grades 1-5).

- Math meeting: Math Meeting is a daily routine in the TK & K classroom, where students practice routinized skills (e.g. counting), explore the calendar for math patterns, and spiral review previously taught content. At the beginning of the year, math meeting is a group exercise, while students become more independent as they become more familiar with the routine. Kindergarten students start the year with math meeting, and transition to math board by the end of the year in preparation for Grade 1.
- Math board: Math Board is a review worksheet with a 5-6 problems aligned to previous objectives and skills. Students complete the majority of their math board the previous evening as homework and then complete 1-2 additional problems for the first 5 minutes of their math block as their “Do Now” routine. Teachers then use the remaining 10 minutes of their spiral review time to review 1-2 targeted problems as a class, focusing on key misconceptions from their formative assessment data or important background knowledge required for upcoming content. For maximum effectiveness, math board can be differentiated to reach students at different levels.

***Math routines and problem solving.*** Math Routines & Problem Solving is a daily 15-20 minutes focused on number sense routines, developing problem-solving strategies in the context of word problems, and

teaching small knowledge-level objectives that do not require a full 30 min lesson. This block consists of five routines, further described below, that rotate based on the time of the year, the content of the unit and the grade level. Teachers will follow a network-designed Scope & Sequence Map for this block that aligns to the Lesson of the Day Scope & Sequence Map. Some standards will be taught through the Lesson of the Day block, some through the Math Routines & Problem Solving block and some through both.

- Count Around the Room - Count Around the Room is designed to give students practice with counting by many different numbers and to foster numerical reasoning about the relationships among numbers in our place value system, as well as factors and multiples.
- Word Problem of the Day - Word Problem of the Day is a math routine where students build problem solving strategies, as well as develop understandings of the different types of word problems. Students practice producing visual, oral, and written explanations for problems, as well as responding to and critiquing others' reasoning. The focus of Word Problem of the Day is on building comprehension skills in the context of math problems, and building student ability to reason mathematically. Emphasis on this routine grows from grade to grade.
- Number Talk - Number Talks give students' practice thinking about numbers and build number sense, that is automaticity, flexibility & fluidity with numbers, as well as a deep understanding of how our number system "works" and how to manipulate numbers to perform computations efficiently and accurately. Number Talks in upper grades focus on using properties of operations and place value to compute efficiently; in lower grades number talks focus on subitizing and anchoring to the number 10.
- Look & Talk - Look and Talks build students capacity to recognize math operations and concepts in real life. Students use pictures of everyday situations and/or objects to generate math equations and scenarios. In the lower grades, this routine helps build counting fluency, shape recognition, and understanding of addition and subtraction. In upper grades, students focus on multiplication and division scenarios, as well as fractional parts of a whole.
- Geometry/Data Problem of the Day - Many geometry and data concepts, such as reading graphs and recognizing/describing attributes of shapes, are best taught through repeated exposure. Through short mini-lessons, students learn key vocabulary and build knowledge that they can practice applying throughout the year.

***Lesson of the day.*** The Lesson of the Day is the portion of the math instructional block where new skills are taught. This component is infused with checks for understanding and culminates in a formal measure of mastery in the form of an exit ticket. Teachers will follow a network-designed scope & sequence map for this component that aligns to the Math Routines & Problem Solving Scope & Sequence Map.

Lessons of the Day take one of three formats based on the content of the standard, the scope of the objective and the location of the lesson within the unit. Every objective in the Lesson of the Day Scope & Sequence Map is tagged with one of the following three formats.

- Direct Instruction - The direct instruction format allows teachers to explicitly model new skills and have students practice through a gradual release of responsibility.
- Explore & Notice - The explore & notice format has students investigate a short problem using their background knowledge and problem-solving skills. This is then followed by a group discussion of “noticings” students made during their exploration, which the teacher explicitly stamps as the key understanding for the day. Students then practice applying this understanding in different scenarios, working toward independence.

Task - Mathematical tasks ask students to solve a complex problem or series of problems. They allow students practice integrating knowledge and skills across multiple objectives and/or standards - a key component of college and career readiness. Tasks also push students to transfer their learning to new and authentic situations, and present realistic conditions and constraints for students to navigate. Student work time is followed by a teacher-led debrief, which provides students opportunities to justify their conclusions and respond to the conjectures of others.

***Application and Flexible Grouping.*** The Application & Flexible Grouping component of the block has two primary goals:

- Give students the opportunity to explore extended application of developing concepts
- Provide teachers an explicit time to respond to their formative and summative assessment data, and to pull groups of varying size to give students the “just right” instruction for them at that time, whether re-teaching, intervention or extension.

There are three basic structures for the Application & Flexible Grouping component. Choice around structure should be guided by student data and may change throughout the year:

- Small Group Instruction - In this structure, teachers leverage this time to work in depth with a group of students. They may focus on needed intervention to fill in content gaps from the previous grade-level, additional re-teaching on content from the current grade-level, or challenge and extension work for accelerated learners. There is no limit to the size of a small group - it may consist of 2-3 students, or it may consist of 75% of the class. During this time, students not participating in the small group should be working on extended application work from the Lesson of the Day content or targeted spiral review, either independently or in groups.
- Whole Group Corrective Instruction - Teachers can also leverage this time for whole group corrective instruction when formative data indicates that the majority of students need additional work with a concept to attain mastery. In this structure, teachers lead the whole class in a short review of an objective, tightly aligned to a specific misconception, and then work through a series of practice problems, releasing students to additional independent application work as they demonstrate mastery.

Whole Group Corrective Instruction will likely be used more in the upper grades given the current gaps in knowledge and skills in many of our upper-elementary students, however regular use of Whole Group Corrective Instruction should signal significant gaps in the effectiveness of the Lesson of the Day planning and execution. Additionally, regular use of this structure (more than 10% of the time) inhibits the ability of students to receive personalized,

targeted instruction, which is one of the main goals of the Application & Flexible Grouping component.

- Homogenous Rotations - The third structure involves building a rotational model for this time where students are homogeneously grouped according to recent formative and summative data and then are scheduled into different learning activities that most match the content they need. This structure is a best practice, though it requires significant planning and systems development. Additionally, this structure involves incorporates OLPs and technology as an assigned practice or extension activity that some students engage in, while others are receiving teacher-led differentiated instruction, and others are engaged in other learning activities.

As further described below in our Special Populations section, we also incorporate ELD standards and strategies related to into academic vocabulary in our Mathematics block.

### INSTRUCTIONAL PLANNING AND PREPARATION

The need for solid planning and intellectual preparation is especially important to ensure that teachers leverage the interconnectedness of the CA CCSSM Practice and Content Standards. As described in Section A above, our teachers and School Leaders are provided with many resources to help them effectively plan and execute their mathematics instruction. These include:

- **Scope and Sequence Map:** This is a curriculum map that identifies the key practice and content standards, skills, and concepts to be taught throughout the year as well as the assessments to be used to track and evaluate progress.
- **Modules:** We prepare comprehensive guidebooks, called “modules,” for various mathematical concepts that are designed to help teachers develop a profound and broad understanding of the mathematics standards. Modules also reference a variety of resources that teachers can use to further their understanding and effectively teach the standard. A number of these resources come from the CCSS-aligned Singapore Math. Singapore Math is based on the national mathematics curriculum used for grades K-6 in Singapore, modified for the United States and aligned to Common Core. (In fact, the creators of the Common Core consulted the Singapore Ministry of Education when creating the standards due to the success of Singaporean students on international assessments. ) Two of Singapore Math’s key approaches that our teachers are trained to use are (1) employing a concrete to pictorial to abstract trajectory when teaching concepts and (2) bar modeling to help illustrate and solve word problems. For an introduction to Singapore Math, please see Appendix 3.
- **Sample objectives:** While the modules described above are designed to give teachers a broad understanding of the “why,” the sample objectives provide the “how.” These documents break down each unit in terms of number of days and the standards-aligned objectives to be taught each day. These help teachers plan their lessons and stay on track to teach all content within the confines of the school year.

For samples of our preparation materials, please see Appendix 3.

---

SCIENCE AND SOCIAL STUDIES INSTRUCTION

INTEGRATED CONTENT INSTRUCTION

At Rocketship, we have three main learning spaces: the Humanities classroom, the Integrated Mathematics classroom, and the Learning Lab. As further described above, the Humanities classroom is where we teach ELA/Literacy. The Integrated Mathematics classroom is where we teach mathematics. The Learning Lab, further described below, is where students receive targeted interventions and engage with online learning programs. These spaces, however, are also used to teach a variety of other content, including English language (further described below), social studies, and science.

“Content instruction” describes the subject matter that students are learning about. Our primary goals for content instruction are to provide students with exposure to a wide breadth of science and social studies topics, build skills and competencies around learning investigations, foster curiosity in various types of content, and provide opportunities for students to continually practice and utilize knowledge.

With our shift to the CA CCSS, we have moved away from designating explicit portions of the school day for isolated science and social studies instruction. The CA CCSS actually calls for history/social studies, science, and technical subjects to be integrated into K-5 reading literacy instruction. Our instructional framework is rooted in integration, with science and social studies content appearing in not only reading but also in writing, mathematics, arts, and language instruction. Our content instruction contains four main components.

**Skills and competencies.** We teach science and social studies skills that can be applied to various subject matter at any time (i.e. recording observations, reading maps, using timelines). We generally try to frontload skills and competencies related to our content instruction at the beginning of the school year so that students have the opportunity to apply them in an increasingly sophisticated manner.

**General content exposure.** As described above, we aim to expose our students to a wide variety of science and social studies content to bolster curiosity and broaden their horizons in an authentic way. This is often done through reading nonfiction text, which (as described in Section A above) is a key emphasis of the CA CCSS. We also explicitly teach science and social studies content during our ELA/Literacy and mathematics instruction.

**Explicit vocabulary instruction.** Consistent with the goals of the CA English Language Development (ELD) standards to authentically expose students to academic vocabulary, we teach students vocabulary during our instructional blocks. For example, teachers will select domain-specific Tier 2 and Tier 3 words that are reviewed at the beginning of every reading comprehension lesson. Additionally, we devote 10 mins every day to teaching science/social studies through GLAD strategies specific to that non-fiction unit (one focus strategy per week). This is a time where teachers are introducing students to pre-selected vocabulary words and using them in context with their strategy of the week.

**Projects and investigations.** We provide students with opportunities to conduct research, do projects, and make observations while learning new content. This can occur during either the Literacy or Mathematics block. As our instructional model evolves, we also hope to incorporate projects and investigations into our Learning Lab.

Our content instruction model requires a high degree of communication and collaboration among classroom teachers and instructional staff, for which our rotational model and professional development structure (further described below) are well suited. We strive to ensure that classrooms are aligned on the various skills and content being taught in science, social studies, and beyond. We also routinely

analyze performance data across all content areas to plan and evaluate our instruction and ensure that instruction progresses fluidly through grade levels.

### SOCIAL STUDIES INSTRUCTION

We strive to align our current social studies instruction with the CA CCSS for ELA/Literacy and also the existing California History-Social Science content standards. Our goal is for students to become proficient in social studies in order to achieve civic competence- the knowledge, intellectual processes, and democratic dispositions required of all students to be active and engaged participants in public life.

Some of the key concepts that our students will learn as they progress through Rocketship include investigations into the world's ancient peoples and civilizations; studies of ancient peoples of our own continent, Native Americans; native peoples in different areas of our continent; and early explorers, colonialism, and westward movement. Students will also explore topics like producers and consumers in society; social justice, including studies of pioneers like Rosa Parks and Cesar Chavez; major historic conflicts such as the Civil War; and geography and map skills.

We also use Social Studies as a further opportunity to celebrate our students' diverse heritage. We invite students to share their language, cultural ideas and observations, customs, and backgrounds to provide a multicultural dimension. We also conduct lessons and units centered on important multicultural figures and events.

### SCIENCE INSTRUCTION

**NGSS-Aligned Instruction.** At Rocketship, we are continuing to monitor and participate in the California Department of Education (CDE)'s Next Generation Science Standards (NGSS) Implementation Plan, which addresses how the CDE, schools, and community stakeholders can collaboratively work to actualize the NGSS in California classrooms.

We participate in meetings, trainings, and workshops and develop teaching and coaching tools for NGSS-aligned instruction. We use resources that are available on the CA NGSS Digital Center, research best practices, use high-quality sample CA NGSS-aligned assessment resources, engage in community outreach to educate stakeholders about the ongoing transition to NGSS, and establish partnerships within the local school district and region to assist us in better understanding the NGSS framework.

**Components of Rocketship Science Instruction.** Science instruction is an integral component of our STEM block. We build NGSS-aligned science units into the STEM block, which occur during the Lesson of the Day component described above. We also administer NGSS-aligned unit assessments.

Our science instruction is dually focused on building content knowledge and schema, using GLAD strategies to support language acquisition. We provide opportunities for hands-on experiments, supported by standards-aligned FOSS kits. Our units encompass the three Disciplinary Core Ideas of the NGSS:

- Physical Sciences. Our instruction includes grade-appropriate lessons in the NGSS focus areas of motion and stability, waves and their application in technologies, and matter and its interactions.

- Life Sciences. Our instruction includes grade-appropriate lessons in the NGSS focus areas of molecules and organisms, heredity (inheritance of traits), ecosystems, and biological evolution.
- Earth Sciences. Our instruction includes grade-appropriate lessons in the NGSS focus areas of earth's systems, earth's place in the universe, and the effects of global activity on the earth.

As described above, science instruction is also integrated into our Humanities and STEM blocks to ensure that students are having an authentic and meaningful experience with the content they are learning.

---

## ARTS AND ENRICHMENT

Our instructional program incorporates a number of enrichment opportunities for our Rocketeers.

All students will receive Physical Education. We have a strong focus on wellness, and as such we will aim to align our P.E. program in accordance with E.C. 51210(g), which requires students in grades 1-5 to be provided with not less than 200 minutes each ten school days, exclusive of lunch and recesses. Pursuant to EC 60800 and 5 CCR 1040, we will administer the Physical Fitness Test (PFT) to our 5<sup>th</sup> grade students.

In addition to P.E., each Rocketship school has at least two additional enrichment programs. We hire enrichment instructors who have demonstrated expertise and interest in a specific enrichment content area. Currently, RSSP offers enrichment courses in gardening, art, and music. Students rotate through these courses throughout the school year to ensure that students can delve into the units in a robust and meaningful way and get to know the instructors better. (For RSSP's bell schedule, please see Appendix 6.)

Where relevant, our instructors strive to align their curriculum with the California Visual Performing Arts framework. This framework provides guiding principles, planning and implementation strategies, curriculum development, assessment resources, and professional development for instruction in dance, music, theater, and the visual arts. As with all members of our instructional staff, our enrichment instructors receive regular coaching, training, and professional development. We continually strive to ensure that all enrichment content is rigorous, standards-aligned, and data-driven.

---

## SOCIAL-EMOTIONAL LEARNING

We believe that students must master both academic and critical life skills to truly be successful participants in and contributors to society. To this end, our instructional program includes a social-emotional learning curriculum as well as other initiatives to help students develop into confident, competent, self-motivated, and productive lifelong learners.

## CORE VALUES



At every Rocketship campus, we teach four core values— respect, responsibility, persistence, and empathy. Additionally, each school chooses a fifth core value of its own. RSSP’s core value is “healthy choices.” The school emphasizes making healthy choices for both the body and mind.

Core values form the basis of our behavioral instruction and management systems. At the beginning of the school year, teachers explicitly teach core values lessons in which they demonstrate what different core values look like in action. Every school also has its own system to promote/incentivize the core values, such as providing students with Core Value Rockets, which can be redeemed at the school store or entered into a prize raffle. Furthermore, teachers try to identify which specific core values students are not demonstrating when students receive a behavioral consequence (i.e. a student is moving down on the classroom behavioral “clip chart” because his/her actions were not demonstrating our core value of respect).

### LAUNCH

Each Rocketship campus begins the school day with Launch, which is a period of time for the whole school to come together around some school wide foci. This usually includes one of the core values (i.e., a “core value of the month”). During Launch, the school may also promote a particular successful student habit, such as preparedness, “going above and beyond,” or urgency. Schools may also teach a new feature of an incentive or behavior management system. Launch is also a time to promote school wide academic progress. School leaders may teach everyone a word or idiom of the day or celebrate progress toward achievement goals. Finally, schools may use Launch time to foster school culture and pride and student engagement. The whole school, including the staff, may learn a song or a dance together or celebrate a particular student or classroom’s recent accomplishment.

### POSITIVE BEHAVIORAL INTERVENTIONS AND SUPPORTS

Positive Behavioral Interventions and Supports (PBIS) is our framework for creating learning environments that are consistent, predictable, positive, and safe. We believe that students need to be taught how to behave, and struggling students must be taught replacement behaviors.

Each school has a PBIS Team comprised of a wide cross-section of staff members, including teachers, school leaders, and operational and support staff members. Each member of the team is tasked with overseeing a different PBIS component, further described below.

- Data: The Data Lead will enter information on negative behaviors that occur at school into an online system to analyze trends and make data-based decisions about how to shift behaviors. (For example, the Data Lead may analyze data that reveals that kindergarteners tend to get into trouble in the late afternoon toward the end of each week and help design a management system targeted at this time period.)
- Positive Behavior: The Positive Behavior Lead is in charge of school-wide incentive programs such as Core Value of the Month and Student of the Month. The Incentives Lead also ensures that the school is incentivizing positive behaviors and giving consequences fairly and consistently.
- Staff: The Staff Lead oversees staff culture and designs programs to promote staff enjoyment, wellness, and ensure a positive environment.
- Kimochi’s/RULER Curriculum: The Kimochi’s/RULER Leads oversee the implementation of these social-emotional learning curricula, further described below.

## SOCIAL-EMOTIONAL CURRICULUM

**RULER Approach.** The RULER Approach is the social-emotional curriculum that we use in our upper grades. The curriculum includes a set of four tools designed to build students' emotional intelligence.

- **The Class Charter:** Each class comes together to name the feelings that the students want to feel at school, the actions they will take to produce these feelings, and the actions they will take if someone is not showing these feelings. The purpose of the charter is to establish an environment where students feel safe talking about feelings at school.
- **The Mood Meter:** The mood meter is a coordinate grid that plots students' levels of pleasantness/unpleasantness against their energy levels. Each grid quadrant is associated with a color. Students are taught to identify how they feel in relation to the grid. Students are also taught vocabulary associated with these feelings and regulation strategies to introduce actions they can take to change their feelings.
- **The Meta-Moment:** For students who find themselves angry or anxious, the meta-moment is a tool for students to use to stop themselves from reacting, picture their "best selves," and pick a strategy to become their "best selves."
- **The Blueprint:** The blueprint is a conflict management tool that teaches students to take others' perspectives and react to a situation based on how another person is feeling.

Teachers spend the first part of the school year unrolling these tools and getting students well-versed in them. Students then use these tools the rest of the year and track their behaviors, feelings, and progress in a mood journal.

**Kimochi's Curriculum.** Kimochi's is a more scripted behavioral curriculum that we use in our younger grades. *Kimochi* means "feelings" in Japanese. The curriculum is designed to give young students the knowledge, skills, and attributes they need to recognize their emotions, demonstrate care and concern for others, establish positive relationships, make responsible decisions, and correctly handle challenging situations.

The curriculum is centered on five characters, which each have a unique temperament and personality. The characters act as a safe third party that students can relate to as they consider their own strengths and weaknesses. Additionally, the Kimochi's Keys to Communication provide communication tools to help students learn how to listen openly, make good choices, speak in a respectful and responsible way, and be open in negotiating.

For sample RULER and Kimochi's materials and research supporting these curricula, please see Appendix 4.

---

## PERSONALIZED INSTRUCTION

"Personalized instruction" describes our overall approach to serving our Rocketeers, where we strive to give every student the right level of academic support at the right time through the right instructional method. We use a blended learning approach to further our goal of personalized instruction, in which we strategically leverage whole-group classroom instruction and activities, small-group instruction and activities, targeted customized interventions, and our suite of online learning programs. Across all content areas, teachers differentiate instruction based on a variety of assessment data. (For more

information on how we use data to drive instruction, please see below.) Students may work individually or in small groups with the classroom teacher, Individualized Learning Specialist, or other service providers to address any unique needs, gaps, or learning styles.

### LEARNING LAB

As our overall approach to providing each student with the most customized and appropriate instruction for his or her unique needs, personalized learning inherently occurs throughout the entire school day. Because we are so dedicated to this targeted approach, however, we have also set aside a specific block during each school day- the Learning Lab- to support students' individual learning needs and supplement the high-quality instruction occurring in our classrooms.

The Learning Lab is designed to be an extension of the classroom that provides valuable small-group and collaborative learning and instructional opportunities. We use this space for students to engage in collaborative studies of literature (i.e. literature circles); writing workshops; social studies and science projects, where students can use technology to do research; and hands-on science experiments or investigations to extend what they are learning in the classroom. During this block, some students may also work with an interventionist, called an Individualized Learning Specialist (ILS), to refine a particular skill, concept, or strategy. Students may also engage in independent leveled reading or work on interdisciplinary projects. Enrichment may also be taught in the Learning Lab block. Finally, this space may be used for students to supplement their learning through Online Learning Programs, further described below.

The Learning Lab is staffed by ILSs and enrichment specialists, and it is closely supervised by our School Leaders (the Principal and Assistant Principals). The School Leaders oversee the managerial aspects (i.e. hiring ILSs and enrichment teachers, monitoring student behavior, selecting appropriate OLPs, designing and laying out the learning space). They also play a vital role in ensuring the substantive quality of the education that occurs in the Learning Lab. Our School Leaders also serve as coaches to the ILSs. They train our ILSs to use pre-selected, evidence-based intervention curricula to respond to individual student needs and engage in regular progress-monitoring of each ILS to identify areas for additional training or other supports. Along with our classroom teachers, our School Leaders also work with the ILSs to collect and analyze data from in-person and online interventions to help design personalized support for our Rocketeers. ILSs also receive the same support and professional development as classroom teachers on campus.

In addition to playing a vital role in the Learning Lab, our ILSs have invaluable short and long term benefits for our students and their families. Our ILSs often come from the communities that we serve and thus bring exceedingly important perspective into the school. We strive to have a staff body comprised of diverse backgrounds and experiences, and our ILSs are an integral part of our make-up. Our ILS model is also intended as a potential pipeline for bringing high-quality certified instructors into our classrooms. We provide support to ILSs who are interested in obtaining a teaching credential by helping them navigate credentialing requirements, teacher preparation programs, and degree programs. By investing in ILS development and supporting ILS training, we are hoping to provide our schools with a steady supply of dedicated teachers who are well-prepared, diverse, and deeply connected to the communities we serve.

For more details on the responsibilities and qualifications for various staff roles at Rocketship, please see Element E below. For further description of our rotational model, please see Section H.

## ONLINE LEARNING PROGRAMS

As mentioned above, part of our blended learning approach to personalized instruction includes the purposeful use of adaptive technology through OLPs. OLPs deliver many benefits, including:

- Personalized instruction delivered on a constant, reliable basis. While we believe that effective instructors are at the heart of effective instruction, the reality is that no single teacher can reach all learners at every minute. OLPs broaden the swath of students that we can effectively reach to teach content. This is especially critical to us given that the student population that we serve often arrives at Rocketship achieving significantly below grade level.
- Basic skill remediation. Students must develop the foundational knowledge in various content areas if they are going to successfully progress as learners. As with any classroom, our teachers' time is limited. Allowing some of the remedial work to occur through reliable online programs (our selection process is further described below) enables students to build the foundations they need while freeing up teachers to focus their time on higher-level instruction.
- Student accountability, motivation, and engagement. Through tracking features of our various OLPs, students can assume responsibility for their own progress toward individualized learning goals.
- Data analysis. Our OLPs are a valuable data resource. The programs consistently generate a variety of data for our teachers and school leaders to analyze while planning and personalizing instruction.
- Real-time teaching. Many of our OLPs are designed to adjust content in real-time based on students' individual progress to keep students working on the most appropriate material and advancing along their individualized learning pathways.

For research to support personalized learning, including a study by the Dell Foundation on blended learning at Rocketship, please see Appendix 5.

Each OLP that we introduce to our suite undergoes a rigorous selection and piloting process to ensure that it meets our well-defined criteria. We generally look for programs that maximize adaptability, assignability, and analytics.

**Adaptability.** A program is adaptive if it automatically senses a student's gap in understanding or mastery of a skill and systematically changes the pace or lessons. Often, programs will assess student understanding through instructional lessons or intermittent mini-tests, adjusting as necessary to focus on that individual student. While our OLPs are always subject to change to reflect the latest advances in adaptive technology, our current programs that assess regularly in this fashion include DreamBox, Lexia Core5 and myON. Other programs, such as i-Ready and ST Math, utilize more extensive diagnostic assessments or pre-tests to gauge a student's level and assign appropriate instructional lessons. Through these intelligent adaptive systems, students focus on their own personalized levels, working on the skills that they need to practice most.

**Assignability.** Additionally, we leverage programs that allow for in-program assignability. Rather than giving online programs 100% control over the online content that students engage in, we balance both online assessment systems as well as teacher input. Several of our current programs, including i-Ready, ST Math and myON, allow teachers to assign lessons, reorder objectives or select books for students to see in their online portals. While ST Math & myON allow these customizations for classes, i-Ready allows for an even higher level of assignability, allowing teachers to modify instruction for groups of students or

even individual students. Through this balance of integrated adaptive assessments and teacher input based on other assessments, we can ensure that the programs truly match student needs, both inside and outside of the programs.

***Analytics.*** The last, arguably most important, feature that we utilize in our online learning programs is the teacher analytics. These dashboards give teachers real-time data on how students are performing. They break down assessments, individual lessons and overall usage, allowing teachers to adjust both online and in-class programming. Teachers may utilize assignability features to assign specific lessons or domains of instruction or even adjust the order of objectives that classes encounter. Teachers can also customize features such as when a student can access online instruction, assessments or games within the programs. Through these insights, teachers can ensure our programs are highly focused and continually benefiting student outcomes.

For a chart displaying the various features of our current OLPs, as well as white papers on the efficacy of some of our programs, please see Appendix 5. As described above, students may engage with OLPs during any of the instructional blocks, including Humanities, STEM, and the Learning Lab.

---

## CALENDAR AND INSTRUCTIONAL MINUTES

### EXTENDED LEARNING TIME

RSSP will have at least 175 days of instruction and for each fiscal year offer, at a minimum, the following number of minutes of instruction:

- to pupils in kindergarten, 36,000 minutes.
- to pupils in grades 1-3, inclusive, 50,400 minutes.
- to pupils in grades 4-5, inclusive, 54,000 minutes.

We expect a significant number of our students to arrive at Rocketship below grade level, and so we aim to provide students with maximal instructional time to make the progress that they need to catch up. We will offer the same or greater number of instructional days as the local school district. We also operate on an extended school day. School runs from approximately 8 a.m. to 4 p.m. (varies slightly depending on grade level).

The number of instructional minutes that we offer for all grades will meet or exceed the state requirements (described above and found in Education Code Section 47612.5(a)(1)).<sup>5</sup> Table 6 below delineates subject areas and approximate time per grade level, but we reserve the right to adjust students’ instructional minutes in each subject and learning space based on students’ personalized learning needs.

**Table 6**

**Rocketship Daily Minutes**

	<b>Humanities</b>	<b>STEM</b>	<b>Launch/ Social-Emotional</b>	<b>Total Daily Instructional Minutes</b>	<b>Learning Lab</b>	<b>Enrichment</b>	<b>Total Daily Minutes</b>

---

<sup>5</sup> We define instructional minute as minutes spent under the direct supervision of a certificated teacher.

			Learning				
<b>K</b>	180	90	45	<b>315</b>	90	40	<b>445</b>
<b>1</b>	180	90	45	<b>315</b>	90	40	<b>445</b>
<b>2</b>	180-190	90-100	45	<b>315-335</b>	90-100	40	<b>445-465</b>
<b>3</b>	180-190	90-100	45	<b>315-335</b>	90-100	40	<b>445-465</b>
<b>4</b>	190	90-100	45	<b>325-335</b>	90-100	40	<b>455-475</b>
<b>5</b>	190	90-100	45	<b>325-335</b>	90-100	40	<b>455-475</b>

For a sample full day RSP bell schedule, please see Appendix 6.

#### ROTATIONAL MODEL

Our unique rotational model allows students to receive instruction in core academic subjects from specialized teachers. Students will be divided into cohorts in which they rotate to various classes throughout the day. For example, a kindergarten cohort may begin their day in the Humanities block and receive instruction from a credentialed teacher who focuses on Humanities instruction. Students may also receive science and social studies content instruction during this time, as further described above). At the same time, a second cohort of kindergarteners will be receiving instruction from a second credentialed teacher in a separate Humanities classroom, also for 170 minutes. The third cohort of students will be in their Integrated Mathematics block with a third credentialed teacher who focuses on mathematics and science instruction. This cohort will spend 85 minutes in this class. The final cohort will be in the Learning Lab, overseen by a School Leader and run by an ILS. After 85 minutes, the third and fourth cohorts switch classroom spaces. This completes the students' first half of the day.

The entire grade level will then rotate. The first and second cohorts will move to either the Integrated Mathematics block or the Learning Lab, and swap after 85 minutes. The third and fourth cohorts will move to the two Humanities classrooms and receive 170 minutes of Humanities instruction.<sup>6</sup>

All of our teachers hold a multiple subject credential and will teach multiple subjects. However, as described above, each teacher "specializes" in particular instructional areas. Specialization allows our teachers to hone their skills and develop a profound expertise in a focused instructional area, which we believe is especially important in light of the shift to the increasingly rigorous CA CCSS. Furthermore, specialization encourages - indeed, necessitates - collaboration across grade levels. Not only does such collaboration require our teachers to be constantly thinking about the inherent multidimensional nature of the content that they teach, but it also ensures that each student will have multiple educators' eyes monitoring and investing in their progress.

---

<sup>6</sup> This breakdown is meant as an illustration. Depending on our enrollment, staffing, and bell schedule, the numbers may be slightly different at the Charter School.

---

## DATA-DRIVEN INSTRUCTION

Our instructional program is profoundly data-driven. We provide constant opportunities for comprehensive and systematic assessment, analysis, goal-setting, progress monitoring, and data tracking.

### ASSESSMENT

We use an assortment of assessments to measure students' achievement levels. These include the NWEA MAP assessment, which allows us to measure our students' proficiency against national norms for CCSS performance, and the STEP assessment developed by the University of Chicago, which provides teachers with a granular breakdown of students' reading ability in terms of "fundamental skills" and general comprehension skills. We also administer assessments under the California Assessment of Student Performance and Progress (CAASPP) as well as the state-mandated English language assessments.

We also conduct additional bi-monthly standards-aligned assessments of each student in reading, writing, and math. These assessments drive decisions about whether students need additional classroom support or tutoring. They also allow us to progress-monitor our students throughout the year in a way that annual assessments do not.

### ANALYSIS

Assessment data provides many opportunities to analyze and reflect on both student and teacher progress and gaps. We are deeply committed to data analysis throughout the school year.

Following administration of our bi-monthly interim assessments, Rocketship holds two full days of professional development for teachers, Assistant Principals, and the Principal to take a deep dive into the analysis of the data.

A key component of these data days is the identification of overall positive trends as well as any challenges and/or achievement gaps among students. This exercise then leads the teacher to begin to identify specific "focus" students within the challenge groups. After identifying three to five students, the teacher begins to dig deeper and identify specific instructional areas that have been challenging for these students. The teacher then sets academic goals for these students to be accomplished within the next four weeks and eight weeks. The teacher then begins to develop an instructional plan for these specific students, which is intended to ensure that the student will realize the goals that have been set for them in the next four and eight weeks. The plan is not meant to be limited to these specific students. We expect teachers to use it to guide instruction for all students facing similar challenges. Thus, by focusing in-depth on one student within the challenge group, the modified instruction should be able to positively impact the student achievement of all students within this group. See Appendix 7 for sample materials from a quarterly Data Day.

### GOAL SETTING AND PROGRESS

After teachers analyze the data from diagnostic interim assessments during quarterly Data Days, students, teachers, and parents work together in a variety of ways to set and/or revisit goals to help ensure that all students are on track to make the requisite growth during the school year.

**Conferences.** Students review and discuss individual progress after each interim assessment period. Teachers prepare and review data summaries with students to identify places in which performance is on track to achieve established goals and areas in which improvements are needed. Teachers also communicate with parents (via parent/teacher conference, phone calls home, e-mails, notes in backpacks, home visits, and other mechanisms as needed) about student goals.

**Classroom Tracking.** Each classroom or grade-level publicly tracks a number of class-based and individual goals, including progress toward ELA/Literacy and mathematics benchmarks, as well as other measures such as sight word recognition, progression in STEP reading levels, and letter/sound mastery. Each teacher defines his/her specific data-tracker approach, but all Rocketship classrooms display individual student goals and progress to student goals. For example, some classrooms use frogs that jump from lily-pad to lily-pad; others use “rocket ships” to align with school mascots. (See Appendix 7 for a photo of a classroom goal tracker.)

**Online Learning Programs.** Each student also sets individualized Online Learning Program (OLP) goals for the week, which focus on individual progress during computer-based learning time. Students track progress in their OLP Logs, which are kept in the Lab for fall semester. In the spring semester, as a reflection of their ownership of their progress, students in grades two through five begin to keep track of their own OLP Logs. In addition to helping students build a habit of showing quality work, OLP Logs help the Individualized Learning Specialists (ILSs) hold students accountable for their independent work. The OLP Log can also help build communication between classroom and online learning when teachers guide students in setting weekly/daily goals and check students’ Logs weekly for quality work. (See Appendix 7 for example OLP goals.)

**School wide Recognition.** Outside of the classrooms, our entire school celebrates progress toward goals as well. Every week during the Rocketship Launch time (further described in Section F above), we celebrate achievements and give out awards based on growth and mastery. For example, we may award Reading Capes to the classes with the greatest progress on OLPs (e.g. lessons passed in iReady), or we may award “Math Medals” to the class who demonstrated the greatest proficiency on a recent formative assessment.

Furthermore, we highlight the connection between individualized goal setting and success in college by focusing on college readiness from the first day our students enter our schools. Our hallways are lined with college banners, and each student belongs to a homeroom named for a college mascot (e.g., “Bears” for UC Berkeley). Community members speak to students about college and broader experiences related to college attendance. Students and parents participate jointly in college visits to experience the excitement and diversity of a college campus. As a result, all students believe and expect that they will go to college. (See Appendix 7 for a picture of college banners in a Rocketship hallway.)

**Report Cards.** Students’ progress is shared with parents through CCSS-aligned report cards that are shared with parents online as well as printed out for parent conferences which occur at least three times annually. (See Appendix 7 for a sample report card.)

#### DATA TRACKING TOOLS



We use various tools to track and manage data, several of which are described below.<sup>7</sup>

***Illuminate.*** The Illuminate platform provides educators with easy access to assessment items, and supports the scoring and data capture of assessments (See Illuminate screenshot, Appendix 7.) Through Illuminate, educators can select standards-aligned assessment questions, create their own assessments, deliver them to students, and easily score them using the program. These digital resources ensure that educators can effectively measure the progress of their students and modify their approach as needed.

***Schoolzilla.*** Rocketship also uses the cloud-based Schoolzilla data warehouse and reporting system to collect and organize student achievement, enrollment, and attendance data. Rocketship partners with Schoolzilla to build toolkits and user-friendly reports and dashboards that translate simple data into actionable information that educators can use to modify their instructional approaches. Schoolzilla incorporates data from state assessments, student assessments in Illuminate, and a broad set of other data systems across the organization to allow educators to access and understand the needs of their students in real time. Through the use of Schoolzilla, a teacher can quickly gain an understanding of which students have mastered a particular standard, and the next day group them differently for small group instruction, to re-teach to students who have not yet gained mastery.

Schoolzilla dashboards facilitate communications between teachers and ILSs, by providing more timely status updates of a student’s progress, and by enabling teachers to easily specify remediating content and activities during tiered interventions that are targeted to meet the student’s specific learning needs. At the end of Tier II RtI sessions, further described above, tutors can leave notes on student progress and highlighting things to discuss during common planning time, which occurs daily with ILS staff and teachers within a grade level. Additionally, content from Schoolzilla’s RtI tab is automatically linked and integrated with the student’s Individualized Learning Plan.

Approximately every four to six weeks, our teachers reassess to show student progress, as further described in Section XI.B above. To facilitate the identification of students in need of more focused support, teachers can use Schoolzilla to create data displays for each class that show which students fall into each quartile.

Our objective is for Schoolzilla to be a continually updated repository of student assessment data which is sourced from online learning programs, benchmark assessments, formative assessments given by teachers, data gathered from tutoring, CCSS assessments (i.e. Smarter Balanced), and more. In addition to data entry, Schoolzilla provides educators with both high-level and detailed comparisons of student achievement. Comparisons can be made by school, by grade, by standard, and by month.

***DIBELS.*** DIBELS is a web-based platform designed to support schools in engaging in data-based decision making within an RtI framework. Rocketship utilizes the curriculum-based measurements (CBMs) provided via DIBELS as one of the assessment tools in the universal screening process that indicates which students are candidates for Tier 2 and Tier 3 academic interventions. Once identified students are placed in intervention, Rocketship utilizes DIBELS as our ongoing progress monitoring system, administering weekly CBMs to all students participating in Tier 2 and Tier 3 reading interventions. The

---

<sup>7</sup> As with all aspects of our instructional program, we constantly monitor development in data analysis tools. With ever-increasing sophistication of education technology, we strive to keep abreast of advances that may lead to greater efficiency and effectiveness. We may at times alter our data analysis tools and will notify our Authorizer if we plan any changes that may be sufficiently significant to require the need for a material revision to our charter.

data yielded by these weekly progress monitoring assessments is then utilized to make instructional decisions for each student in intervention (for example, students who have met their annual progress monitoring goal may exit back to Tier 1, and students who are not making sufficient progress may receive a more intensive and individualized level of intervention).

For screenshots illustrating our current data management systems, please see Appendix 7.

## SPECIAL POPULATIONS

### AT-RISK STUDENTS

#### RESPONSE TO INTERVENTION: OVERVIEW AND PURPOSE

Response to Intervention (RtI) is a data-based instruction and intervention model designed to efficiently identify at-risk and academically low-achieving students, match them with appropriate, evidence-based interventions, and guide teams in engaging in a clear problem-solving process to ensure that every student receives the support they need in order to achieve grade level expectations. According to the National Center for Response to Intervention, a comprehensive RtI model contains seven essential components:

1. **Universal Screening:** a systematic process for identifying a subset of students from the entire student population who are struggling academically and/or behaviorally, and are at-risk of negative short- or long-term outcomes
2. **Multiple Tiers of Support:** the service delivery model of providing a graduate sequence of intensifying interventions in order to match services to student need
3. **Evidence-Based Interventions:** the implementation of interventions and supports which are supported by empirical evidence to have positive academic and/or behavioral outcomes for the student population with which they are being implemented
4. **Ongoing Progress Monitoring:** the continual monitoring (using research-based assessment methods) of the ongoing progress of students participating in intervention, in order to assess the effectiveness of interventions for specific students and overall
5. **Data-Based Decision Making:** the utilization of student progress monitoring data to make decisions whether to intensify, modify, keep in place, or remove particular interventions or supports.
6. **Treatment Integrity:** the systematic monitoring of the implementation of interventions in order to ensure that they are implemented as intended to enable appropriate and legally defensible decision-making
7. **Problem-Solving:** the dynamic and systematic process that guides the school team's behavior in: identifying the problem, analyzing the problem, developing a plan of action, implementing the plan, and evaluating the outcome of the plan

When implemented in accordance with these guiding principles, RtI has many potential benefits for students from diverse economic, linguistic, and cultural backgrounds. This model promises to provide equitable access to standards-based curricula for all students and reduce over-identification of students with learning difficulties, which is a longstanding problem that is especially predominant among low-income and culturally diverse populations. In the article *Cultural Considerations with Response to Intervention Models*, Klinger and Edwards state that RtI "...has dramatic implications for culturally and

linguistically diverse students who historically have been disproportionately overrepresented in special education programs...Rtl models hold promises for preventing academic failure by providing support for culturally and linguistically diverse students before they underachieve.” (pg.108).

All of the individual programs necessary for implementing Rtl exist in current practice. All necessary funding, programs, access to training, and staffing are currently available under existing law. The components of the Rtl model are further described below, and Rocketship’s Rtl guide can be found in Appendix 8.

## RESPONSE TO INTERVENTION AT ROCKETSHIP

Rocketship has adopted an Rtl framework to serve our at-risk students. Our model encompasses each of the seven essential Rtl components detailed above.

***Universal Screening.*** Rocketship utilizes a “multiple gating” process in our approach to universal screening. Multiple gating refers to the process of using the results from a variety of universal screening tools in order to ensure all students who are struggling academically or behaviorally are identified in a timely manner. For academics, our first screen is our STEP assessment. Students who fall below a certain cut point on each of these assessments are further screened using a Curriculum-Based Measurement (CBM) in order to further pinpoint the specific area of academic deficit. Once that area of deficit is identified, further diagnostics are administered in order to identify specific intervention starting points for each student.

***Multiple Tiers of Support.*** Rocketship uses a three-tiered model to organize our instructional and social-emotional supports for all students.

- **Tier 1- General Classroom Instruction:** All Rocketship students participate in and benefit from the instruction and support that takes place at the Tier 1 level. Examples of academic supports that take place at the Tier 1 level include homogenous guided reading groups in the ELA classroom, CCSS-aligned units in the math classroom, and adaptive online learning programs in the learning lab. Examples of behavioral and social-emotional supports that occur at the Tier 1 level include school wide positively stated behavior expectations, access to a school wide incentive system, and social-emotional curricula that are implemented as a component of our Positive Behavior Interventions and Supports (PBIS) model.
- **Tier 2- Supplemental, Small Group Supports:** Even in the best of instructional models, some students will require additional supports in order to reach grade level proficiency. At Rocketship, we have a number of evidence-based interventions that are delivered in a small group setting to students at the Tier 2 level, including but not limited to small group phonics and fluency intervention in the learning lab and small group behavior interventions (such as small group counseling and Check-in/Check-out).
- **Tier 3- Intensive, Individualized Supports:** Students who don’t respond favorably to supports at the Tier 1 and Tier 2 levels may be referred for a more intensive level of intervention. Intervention at the Tier 3 level is more targeted and more individualized. At Rocketship, we may use an alternative curriculum which is more specifically focused on an area of skill deficit (for example, Seeing Stars, and Lindamood Bell curriculum that addresses phonemic awareness), and our interventions will also be more specifically targeted to the individual student (for example, developing and implementing an individualized behavior intervention plan). At the Tier 3 level, we often will make a referral for a psycho-educational

evaluation to determine if the student is presenting with a disability that requires special education services and supports.

**Evidence-Based Interventions.** Rocketship utilizes a suite of evidence-based intervention resources to support students across all tiers of intervention. These include (but are not limited to):

- Academic Interventions: Systematic Instruction in Phonics and Phonemic Awareness (SIPPS), HELPS fluency routines, Seeing Stars and On Cloud 9 (Lindamood Bell), Sound Partners
- Behavioral/Social-Emotional Interventions: Check-in/Check-out (CICO), individual counseling, functional behavior assessments and positive behavior intervention plans

**Ongoing Progress Monitoring.** Rocketship utilizes a variety of tools to conduct ongoing progress monitoring of students participating in interventions. Students participating in Tier 2 and Tier 3 academic intervention participate in weekly progress monitoring activities using curriculum-based measurements. The STEP assessment (further described above) is also utilized to monitor the progress of students participating in reading comprehension intervention. The progress of students participating in Check-in/Check-out (CICO) is tracked daily by CICO coordinators.

**Data-Based Decision Making.** Rocketship's four to six week data cycles support the data-based decision making component of our RtI model. On data days, school staff analyze the progress monitoring data of students who have participated in intervention in order to determine whether to continue, modify, or discontinue the intervention for each individual student. We have developed a number of protocols and structures to support school staff in engaging in this problem-solving process, examples of which can be found in Appendix 8.

**Treatment Integrity.** Rocketship Assistant Principals and Network Support staff conduct regular 'implementation fidelity' reviews of all staff conducting intervention using our evidence-based interventions. These reviews are not evaluatory; rather, they are designed to provide valuable feedback to intervention providers in order to ensure that intervention programs are being implemented according to their design.

**Problem-solving.** Rocketship uses a variety of structures to engage in the problem-solving component of the RtI process. Our pre-referral process consists of Student Huddle meetings, wherein grade level teams and school leaders meet to discuss and plan supports for individual students, followed by formal SST meetings where more intensive and targeted supports can be planned. Rocketship's current "Pre-Referral Handbook" can be found in Appendix 8.

Transparency is an important component to the RtI framework. We regularly communicate with parents throughout the entire process, beginning with a written notification that their child has been selected to participate in RtI interventions. For a sample parent notification letter, please see the Rocketship RtI Playbook in Appendix 8.

---

## ACADEMICALLY HIGH-ACHIEVING STUDENTS

High-achieving students are those who score at least one grade level above on standardized tests or internal metrics for ELA/Literacy and/or Mathematics. These students benefit from the same practices that are helpful to our struggling students. Because our internal systems measure student gains every

four to six weeks, we will be able to monitor our high-achievers to make sure that their gains continue and do not regress to class averages.

In addition to applying elements of our Rtl program to high-achieving students (i.e. guided reading groups, advanced Singapore Math resources, use of adaptive OLPs, regular progress-monitoring, and data-based decision making), we serve this population in a variety of ways, described below.

**Early Detection.** Rocketship will use internal assessment in ELA/Literacy and Mathematics to help us identify high-performing students within the first four to six weeks of school and monthly thereafter. Frequent and ongoing assessment will ensure that we are meeting the needs of all students as they arise and tracking progress to ensure our strategies are supporting improved achievement.

**Differentiation.** Differentiation describes an instructional method where instruction styles, content, and materials are targeted at the specific needs and characteristics of individual or small groups of students. Teachers will use assessment and progress-monitoring data to plan enrichment activities with their high-performing student. These will occur both in whole-class and small-group lessons.

**Family Communication.** We will inform families as soon as we have assessed students' performance. Teachers may provide high-performing students with additional books and enrichment work to perform at home to increase their understanding of a particular subject area.

**Teacher Collaboration.** At least weekly, subject area teachers will gather to compare their student data, discuss students, and discuss instructional strategies, interventions and enrichment. This will be realized through a schedule that will allow the staff to have an early dismissal day one day a week and common planning time, further described above.

**Focused Instruction.** Rocketship's standard instructional approach is for teachers to plan their lessons with at least three groups of students broken out who are striving for different sub-goals in their development towards meeting the same overall grade-level standards. One such subgroups is students who are performing above grade level. All students, including high-performing students, will receive targeted small group Guided Reading instruction and small group skills instruction in both the Humanities and Integrated Mathematics blocks. High-performing students may also participate in student-led literature circles and book clubs. In addition, our academic model allows for students to access material at their instructional level throughout the academic day. For example, students have access to a wide array of reading material, spanning many genres and reading levels, in our classroom libraries. Our Integrated Mathematics teachers also differentiate math centers, homework, and daily review exercises by difficulty level. Each student also receives personalized attention during 1:1 conferences during Writer's Workshop.

**Daily Enrichment.** The Learning Lab is an additional space where high-performing students can read a variety of leveled literature and use adaptive software that challenges them. We anticipate providing other activities to our high-achieving students during Learning Lab which let them examine the current grade-level concepts in more depth.

**Ongoing Assessment.** Data is gathered both through frequent real-time assessments performed in the subject areas and daily feedback given teachers from the online programs in the Learning Lab. Teachers will have the tools they need to track all of their students and make sure that students who began the year with good gains are not starting to fall back.

---

## INTEGRATED SPECIAL EDUCATION

RSSP will comply with all applicable state and federal laws in serving students with disabilities, including, but not limited to, the Individuals with Disabilities Education Improvement Act of 2004 (IDEA), Section 504 of the Rehabilitation Act of 1973, Title II of the Americans with Disabilities Act, and any other civil rights enforced by the U.S. Department of Education Office of Civil Rights (OCR). Furthermore, RSSP will comply with Authorizer guidelines, and all California laws pertaining to special education students.

### OVERVIEW

Rocketship's commitment to eliminate the achievement gap extends to all students, including students with unique learning and behavioral needs. The mission of the Integrated Special Education (ISE) department within Rocketship Education is to ensure that students with disabilities receive a free and appropriate public education within the least restrictive environment. Towards this end, we develop rigorous, individualized educational programming for all students with disabilities. We will accomplish this through several means: high quality direct services provided to students, strategic professional development of our ISE and general education staff members, and a consultation and coaching model that empowers classroom teachers, school leaders, and families to appropriately support each student's individualized education plan.

In order to fulfill this mission, Rocketship seeks to apply current, research-based best practices in order to create individualized plans that support students with disabilities in working to their full potential. We believe that all students are best-served within an inclusive model, and our service delivery model is grounded in team-based decision making. We approach educational programming for our students from a positive, strength-based perspective. Our ISE staff members serve as coaches and consultants who empower key stakeholders to support the academic and social development of our students both within the classroom and in their communities. We believe that our families are our students' greatest advocates, and we strive to support them in becoming experts in their children's needs and educational programs.

RSSP intends to continue to operate as a Local Educational Agency (LEA) under the El Dorado County Charter Special Education Local Plan Area (SELPA) pursuant to Education Code Section 47641 (a). All of Rocketship's existing California charter schools are members of the El Dorado SELPA. A change in LEA status or SELPA membership shall not require a material revision of this charter.

As an LEA, RSSP will be solely responsible and liable, the same as a school district, for providing special education and related services. RSSP strives to achieve a student population representative of the community which we are serving. Whether a child is eligible for special education services under IDEA, or is provided a plan under Section 504, he or she is considered with all others for enrollment at RSSP. Disability or non-disability status is not a factor for enrollment or acceptance. Admission is based solely on availability of student enrollment space in a "general education" classroom.

### SPECIAL EDUCATION ELIGIBILITY DETERMINATION

Although Rocketship will not administer any assessment or evaluation for the purposes of admission, in accordance with the Child Find mandate, we make a continuous and proactive effort to identify students with special needs and those in need of a pre-referral intervention plan.

In order to proactively identify students who have already been found eligible to receive accommodations and/or services via an IEP or Section 504 plan, Rocketship includes a “Child Find Supplement,” which asks families to indicate if the enrolling student has a current IEP or 504 plan, has recently been evaluated for any purpose, or if the family has additional concerns. (For a sample Child Find Supplement, please see Appendix 9.) This information is entered into our student information system, and our special education staff work with office managers and families to secure copies of IEPs, 504 plans, and/or evaluation reports in order to ensure that a student’s identified supports and services are in place at the start of the school year. In accordance with California state special education regulations, an interim IEP meeting is held within the first 30 days of school for any student enrolling with a current IEP; however, services are provided as outlined in the current IEP and in accordance with SELPA guidelines immediately upon the start of the school year for all identified students.

If a student enrolls in RSSP with an existing IEP, the Charter School will notify SCCOE and/or the SELPA within five days.

Rocketship also implements a systematic approach to identifying and evaluating any student who the school has reason to believe may have a disability. Rocketship’s pre-referral process includes the following student and staff supports:

- A “student huddle” process, wherein grade level teams and school leaders collaborate to plan classroom-level supports for students with identified academic and/or behavioral needs.
- A formal Student Study Team (SST), which includes family members, classroom teachers, school leaders, the school psychologist, and other staff as necessary, which plans targeted, individualized students who present with more significant academic and/or behavioral needs. (For a copy of our current SST Handbook, please see Appendix 9.)
- Tier 2 and 3 behavior and academic interventions, further described above, delivered to students identified as needing them through the universal screening process

Students who do not respond to targeted pre-referral interventions that are delivered with fidelity may be referred for formal evaluation to determine whether they meet criteria for special education services or accommodations under a Section 504 plan. Rocketship doesn’t have an explicit rule regarding the exact timeframe during which interventions must be implemented before special education evaluation is considered, as this timeline will likely vary depending on the need of the individual student participating in intervention. However, as a general rule, if a student has participated in two cycles of interventions that have been implemented with fidelity, and the student has not demonstrated adequate responsiveness to those interventions, the SST or intervention team may consider whether a referral for special education evaluation is appropriate.

While current law requires that interventions within the general education program be implemented before referral for a special education evaluation, Rocketship also recognizes the requirement to proceed without delay in the initiation of an evaluation when the school has reason to suspect that a child has a disability. For that reason, even when a formal evaluation of a student is in process, academic and/or behavioral interventions are planned and implemented in order to support the student while the evaluation is completed.

Rocketship also responds formally to all parent requests for special education evaluation in accordance with state and SELPA guidelines and regulations. If a verbal request for special education evaluation is made by a parent, the receiving staff member assists the parent in putting their request in writing. Written requests are day and time stamped by the receiving staff member and immediately delivered to the special education team. The school team then schedules a formal SST meeting to respond to the parent request for evaluation. During that meeting, if it is determined that there is reason to suspect the child may have a disability, an assessment plan is drafted and provided to the parent. Parents will receive a written Assessment Plan within 15 days. RSSP will also notify SCCOE and/or SELPA of the assessment request within five days of receipt. Parents will be given at least 15 days to provide consent. If the parent provides consent to proceed with the evaluation, the special education team completes the evaluation and schedules an IEP meeting to discuss the results, including a recommendation for eligibility for special education services, within 60 days of the receipt of written consent to Assessment Plans and Prior Written Notice documents are always provided to parents in their primary language, and are accompanied by a current copy of the SELPA's Procedural Rights and Safeguards.

All Rocketship staff, including office managers and business operations managers, are trained in the Child Find mandate and pre-referral process prior to the start of each school year.

#### ASSESSMENT AND REVIEW

An assessment for special education services is a comprehensive, in-depth evaluation of a student's school, health, and family history, and present academic and social-emotional functioning. At Rocketship, students are assessed by a multi-disciplinary team in all areas of suspected disability. The assessment team includes a lead assessor (generally the School Psychologist or the Speech Language Pathologist), the family, the Education Specialist, classroom teachers, and any other individual knowledgeable of the student. Additional specialists, such as occupational or physical therapists, adapted PE teachers, social workers, etc. may be involved depending on the student's needs.

IDEA mandates that "No single procedure is used as the sole criterion for determining an appropriate educational program for an individual with exceptional needs." Consequently, the assessment team utilizes many data sources (record reviews, interviews, observations, formal and informal testing, etc.) to make a recommendation regarding eligibility for special education services. All assessments used by Rocketship are validated for the specific purpose for which they are used, and assessors take particular caution when selecting assessments that reliably evaluate the performance of culturally and linguistically diverse students.<sup>8</sup> Students are also assessed in their primary language, and Rocketship employs bilingual school psychologists and speech language pathologists to accommodate this requirement. Hearing and vision assessments are also conducted as a component of all formal special education evaluations. In the case that a parent provides outside evaluation information, the IEP team also considers this information as a component of the formal evaluation.

Classroom teachers participate in the assessment process by consulting with the assessors regarding the student's academic, behavioral and social functioning. They may also provide data demonstrating the

---

<sup>8</sup> California state law prohibits the use of IQ tests with African American children. Assessment teams use alternative methods of assessing cognitive functioning for these students.



student's performance as compared to his or her peers. Education Specialists complete the academic portion of the evaluation, which includes formal as well as informal assessment.

If a student is found eligible to receive special education services under one or more of the 13 qualifying conditions, the team meets to create an Individualized Education Plan for the student. The team then meets no less than annually to review the IEP, and every three years to hold a triennial IEP meeting. The team may also meet in other circumstances, including:

- After the student has received a formal assessment or reassessment;
- Within 30 days of a parent's request;
- When an Individual Transition Plan (ITP) is required at the appropriate age;
- If a manifestation hearing is required.

Rocketship assessment reports include the following: the student's present level of educational performance; the relevant behavior noted during the observation of the student in an appropriate setting; the relationship of that behavior to the student's academic and social functioning; the educationally relevant medical findings, if any; a determination concerning the effect of environmental, cultural, or economic disadvantage; a statement as to if and how the student's disability affects involvement and progress in the general curriculum; the student's historical and current functioning in the general education curriculum regardless of the setting; deficits in the student's cognitive functioning, communicative functioning, social and emotional functioning and physical functioning that might serve as a barrier to their successful involvement in the general education curriculum; and what has been the impact of the student's attendance on his/her achievement. Assessment reports will be provided to parents in their primary language whenever indicated.

In the case where a parent disagrees with Rocketship's assessment in a particular area, they are informed of their right to request an Independent Educational Evaluation, which is provided at public expense.

Every three years, a student with an IEP is re-evaluated. The triennial assessment serves two purposes: to review progress made since the last formal evaluation, and to determine if the student continues to be eligible to receive special education services.

Prior to the triennial IEP, the IEP team reviews existing evaluation data, including evaluations and information provided by the parents of the student, current classroom-based assessments and observations, and teacher and related service providers' observations. On the basis of that review and input from the student's parents, the IEP team identifies what additional information is needed to establish the present levels of performance and determine the educational needs of the student. An assessment plan reflecting proposed assessment in these identified areas is presented to the parent, and assessment is conducted within the same timeframe as initial evaluations (60 days).

#### IEP DEVELOPMENT

At the conclusion of a formal evaluation for special education services, the Individualized Education Program (IEP) team—comprised of, at a minimum, the Education Specialist, general education teacher, administrator or administrative designee, assessors, related service providers, and the parent, will then meet to reach an eligibility determination in consideration of all of the data, observations, and assessment results.

Rocketship follows all applicable federal and state laws governing the IEP process and procedural safeguards. Parents, general education, special education services staff, other professionals and other service providers or professionals as appropriate will be involved throughout the IEP process. As a member of the El Dorado County Charter SELPA, all of the current Rocketship schools use the SEIS electronic IEP form for documenting this process. The IEP will include a child's present level of academic performance, annual progress goals and the way that they will be measured, dates, frequency and duration of services to be provided, and the degree of inclusion for this student in the general education classroom. Our current forms are all on SEIS.

Rocketship designs IEPs such that it can be reasonably expected that the child will receive meaningful educational benefit from the program that is developed. IEP teams focus on developing the accommodations and services that are necessary for the student to access and benefit from the general education program, and we take very seriously our mandate to educate students with disabilities in the least restrictive environment. Towards this effort, whenever possible, special education services are provided by specialists within the general education classroom (see Appendix 9 for more information on our approach to co-teaching). We do, however, understand that an environment can only be considered "least restrictive" when the student is receiving meaningful educational benefit from the program, and as such, a critical component of the IEP process is designing the systems that will allow the team to continually monitor student progress and adjust the plan in the case that a student is not making adequate progress. While we have adopted an inclusive approach to our special education service delivery and place a high priority on students with disabilities spending as much time as is appropriate in the general education environment, alongside their typically developing peers, we do provide pull-out specially designed services when the IEP team determines that this placement is most appropriate for the individual student.

In the case that a student is exhibiting behaviors that significantly impede the learning of him/her or others, the IEP team develops a positive behavior intervention plan (PBIP) as a formal component of the IEP. When necessary, the IEP team will conduct a Functional Behavior Assessment (FBA) to determine the function of the child's behavior, as well as environmental conditions that may be contributing to the behavior. The FBA consists of observations, interviews, record reviews, and formal testing as necessary. The results of the FBA are then used to develop the PBIP, which outlines a functionally equivalent replacement behavior, specific behavior goals, services and supports (including necessary environmental changes) needed to make progress towards the goal, and a clear response plan should the behavior occur again in the future.

When a student with an IEP transfers out of Rocketship, our practice is to notify in writing the superintendent of the student's district of residence.

#### SECTION 504 PLANS

In addition to IDEA, Rocketship follows Section 504 of the Rehabilitation Act of 1973 and Title II of the Americans with Disabilities Act (ADA), which prohibits discrimination based on a disability.

A 504 team will be assembled by the Assistant Principal and shall include the parent/guardian and other qualified persons knowledgeable about the student, the meaning of the evaluation data, placement option, and accommodations. The 504 team will review the student's existing records, including academic, social, and behavioral records, and is responsible for making a determination as to whether a recommendation for 504 services and/or supports is appropriate. If the student has already been

evaluated under the IDEA but found ineligible for special education instruction or related services under IDEA, those evaluations can be used to help determine eligibility under Section 504. The student evaluation shall be carried out by the 504 team who will evaluate the nature of the student's disability and the impact upon the student's education. This evaluation will include consideration of any behaviors that interfere with regular participation in the educational program and/or activities.

The 504 team may also consider the following information in its evaluation:

- Tests and other evaluation materials that have been validated for the specific purpose for which they are used and are administered by trained personnel.
- Tests and other evaluation materials including those tailored to assess specific areas of educational need, and not merely those which are designed to provide a single general intelligence quotient.
- Tests are selected and administered to ensure that when a test is administered to a student with impaired sensory, manual or speaking skills, the test results accurately reflect the student's aptitude or achievement level, or whatever factor the test purports to measure, rather than reflecting the student's impaired sensory, manual or speaking skills.

The final determination of whether the student is eligible for accommodations under Section 504 must be made by the 504 team in writing and notice is given in writing to the parent or guardian of the student in their primary language along with the procedural safeguards available to them. If during the evaluation, the 504 team obtains information indicating possible eligibility of the student for special education per the IDEA, a referral for assessment under the IDEA will be made by the 504 team.

If the student is found by the 504 team to have a disability under Section 504, the 504 team shall be responsible for determining what, if any, accommodations or services are needed to ensure that the student receives a free and appropriate public education ("FAPE"). In developing the 504 Plan, the 504 team considers all relevant information utilized during the evaluation of the student, drawing upon a variety of sources, including, but not limited to, assessments conducted by the school's professional staff.

The 504 Plan describes the Section 504 disability and any program accommodations, modifications or services that may be necessary.

All 504 team participants, parents, guardians, teachers and any other participants in the student's education, including substitutes and tutors, will be provided with a copy of each student's 504 Plan. The site administrator will ensure that teachers include 504 Plans with lesson plans for short-term substitutes and that he/she review the 504 Plan with a long-term substitute. A copy of the 504 Plan will be maintained in the student's file. Each student's 504 Plan will be reviewed as needed and on a regular basis to determine the appropriateness of the plan, needed modifications to the plan, and continued eligibility.

### CONSIDERATIONS FOR EL STUDENTS

Because the majority of current Rocketship students are ELs, Rocketship carefully considers the cultural and instructional needs of students with English as a second language. Verbal and written translation of all materials, notices, documents, reports and communications is offered to parents when indicated or provided at parents request. Assessments are to be conducted in a student's primary language, or with translation as appropriate, whenever a student's English language development level may require such

assessment in order to better understand a student's learning needs. Rocketship follows all applicable laws in providing general education instruction and special education services to eligible EL students, as well as ensuring parent procedural safeguards. Teachers providing core content instruction, as well as special education services, have appropriate training and certification. Training is provided to specialists to ensure that IEP goals are written to support the unique learning needs of EL students with disabilities.

The results of the Home Language Survey and state-mandated language assessments (i.e. CELDT/ELPAC), further described below, are considered when developing a student's IEP. Testing accommodations described on the child's IEP, are considered for administering required language assessments.

### INTEGRATED SPECIAL EDUCATION SERVICES

***ISE Model.*** An Integrated Special Education (ISE) approach requires schools to align educational services for students with special education needs within existing structures (grade levels, groupings, etc.) rather than through special and segregated programs. Special and general education teachers work in collaborative arrangements designed to bring appropriate instructional supports to each child in the general school environment. Support is built on culturally relevant differentiation and instruction through universal access to content-driven curriculum.

Rocketship students are placed in general education classrooms and then provided flexible instructional opportunities that include large group, small group, and one-to-one instructions for those students with more significant needs. At Rocketship, we employ a variety of curricular and pedagogical options to maximize student learning in an array of teaching arrangements in environments that can be accessed by all learners, not just those with specific disabilities. In the Rocketship model, all teachers are responsible for all learners. Ongoing support develops the capacity of all teachers to teach to a diverse range of students' learning needs. A system of general and special education teachers proactively supporting students are better able to put into place effective interventions prior to student failure. In the following sections, please find a description of the continuum of our special education services.

***Differentiation within the General Education Program.*** At Rocketship, students with disabilities are educated in the general education environment, alongside their typically developing peers, to the greatest extent possible and appropriate for each individual student. In this model, it is essential that the general education program is scaffolded and differentiated to meet the needs of students with disabilities. Special education and general education staff closely collaborate in order to identify and designed needed scaffolds and supports. Supports in the Tier 1 program vary by student and according to need, but may include:

- Accommodations based on a Universal Design for Learning (UDL) framework
- Homogenous small group reading instruction using texts at students individual instructional levels
- Modified homework and independent classwork
- Visual supports, such as visual schedules or visual behavior supports
- Assistive technology supports
- Testing accommodations

We believe these supports benefit all learners, and the close collaboration between general and special education professionals to serve any student who is experiencing learning challenges will help us meet our goal of helping every student to reach 1.5 years of achievement in each grade.

For sample materials on general and special education collaboration and the UDL framework, please see Appendix 9.

**Specialized Academic Instruction.** Specialized academic instruction (SAI) is provided to students for whom it is required in order to access and benefit from the educational program. SAI services are tailored to the individual needs of the student, and may be provided within the general education setting or in a pull-out setting, in a small group or individually. All SAI services are fully described in the IEP and are provided by or under the supervision of credentialed special education staff. At Rocketship, we use a suite of evidence-based curricula to support the implementation of SAI services, although each child's program is individualized based on his or her identified needs.

At Rocketship, qualified Education Specialists also work with qualified paraprofessionals to provide special education services. The paraprofessional works under the direction of the Education Specialist to provide additional instructional support and services to identified students.

**Related Services.** Rocketship provides related services, including but not limited to speech and language services, occupational therapy services, and physical therapy services as needed to meet eligible students' IEP needs. The services are provided by certified or licensed professional staff. Service delivery ranges in time and intensity based on the needs of the students as identified in the IEP. All services are written up in the IEP, agreed to, and fully executed by the ISE staff with the assistance of the general education staff and administration with only qualified, trained and knowledgeable personnel all based on the needs of the student population. Rocketship has directly hired many related service providers, including speech language pathologists, school psychologists, and occupational therapists. Other low incidence related services, including vision services, adapted physical education, and deaf/hard of hearing services are provided by contracted, certified Non-Public Agency (NPA) providers. In accordance with SELPA guidelines, Rocketship develops a Master Contract and Individual Service Agreements for all services provided by NPAs.

**Referral to Non-public School Agency.** In some exceptional cases, when a student may require a placement in a more restrictive setting, Rocketship may consider a referral to a non-public school (NPS). Rocketship will not make referrals for placement at non-public schools, private schools, or agencies without consultation with the SELPA. If a parent places students at a non-public school, private school or residential facility, Rocketship will immediately inform the SELPA. We currently do not have any students enrolled in NPS or residential facility at any of the Rocketship schools.

**Educationally Related Mental Health Services.** As an LEA for the purposes of special education, Rocketship is responsible for the provision of Educational Related Mental Health Services (ERMHS) for any student who requires this related service in order to access and benefit from his or her educational program. Rocketship conducts ERMHS assessments and develops recommendations for ERMHS provision in accordance with state regulations and SELPA guidelines. ERMHS services are provided by a combination of Rocketship school psychologists and contracted NPAs, depending on the recommendations of the IEP team and needs of the individual student. For sample ERMHS procedures, please see Appendix 9.

**Transportation.** Rocketship will provide transport to any student if required by a written statement in the student's IEP, and only with the written consensus of the IEP team as needed, for any eligible child to and from school and all school related activities. A transportation assessment will guide the determination.

***Supports for Students with Moderate to Severe Learning Needs:*** Rocketship's flexible and supportive approach to special education reduces the need for separate "SDC" placements for many students, and we have historically found that the vast majority of students who enter Rocketship from an SDC placement are able to be successful in an inclusive model with the appropriate supports and collaboration between special and general educators. Because of our open lottery process, we have students with a variety of learning and behavioral needs in our schools, and have developed supports and structures to support all learners within our model. Students with moderate to severe learning needs are case managed by a teacher with a moderate to severe Education Specialist credential, on a caseload with a much lower student-to-staff ratio than students with mild learning differences. Our moderate to severe teaching staff participate have access to professional development opportunities uniquely designed for their specific student needs. (Sample professional development materials are included in Appendix 9.) Inclusion in the general education program is still a critical component of the educational program for students with moderate to severe learning needs, but we recognize that these students often have additional, unique needs that must be addressed. Towards that end, we have adopted a suite of curricular resources specifically designed to support students with more significant needs, and our moderate-to-severe teaching staff weave support and instruction in adaptive and communication skills throughout the day for these learners.

#### STAFFING

Our ISE team is typically comprised of a Program Director, Program Specialist, School Psychologist, Education Specialists (mild to moderate and moderate to severe), Paraprofessionals, Speech Therapists, Speech and Language Pathologist Assistants, Occupational Therapist, and other specialists as might be required by a student's IEP.

All roles are crucial to provide the appropriate amount of services personalized for the student. All service providers will have the appropriate credentialing and/or licensing to meet all of the ESSA requirements. In order for us to build teacher capacity, Rocketship utilizes the partnership with a local BTSA Induction Program to help ISE teachers to expand and deepen their teaching knowledge and skills and complete the requirements for a California Clear Credential.

The ISE Paraprofessional is responsible for providing individual and small group instruction for students with special needs, students with typical learning needs, students with behavioral needs, and students with emotional needs in the general education environment including, but not limited to: the Learning Lab, recess, the lunch area, and in the classroom setting. This role is responsible for implementation and recording of data for personalized instructional programs and positive behavior support plans. The Paraprofessional works under the supervision of ISE teachers and the School Psychologist who will provide weekly oversight, training and direction.

The Education Specialist is responsible for managing the IEP caseload for Rocketship students who need ISE/SPED services as outlined in their IEPs. This role will improve students' success in the basic academics (reading, language and/or math, etc.) through implementing Rocketship-approved curriculum; documenting teaching and student progress/activities/outcomes; modeling the necessary skills to perform assignments; providing a safe and optimal learning environment; and providing feedback to students, classroom teachers, parents and administration regarding student- progress, expectations, goals, etc.

Special education staff participate both in the professional development opportunities available to all Rocketship teachers, as well as professional development uniquely tailored to the needs of special educators. PD topics include (but are not limited to):

- Universal Design for Learning (UDL)
- Co-teaching models and best practices
- Assistive technology, including augmentative communication devices
- Behavior assessment, analysis, and planning
- Crisis Prevention Intervention (CPI)
- Writing and implementing high quality IEPs; Facilitating high quality IEP meetings
- Data-based decision making

Special education staff also receive ongoing direct coaching from both an on-site administrator (principal or assistant principal), as well as an assigned Program Specialist who provides special-education specific consultation and support. For sample special education professional development materials, please see Appendix 9.

## PARENT INVOLVEMENT

***Participation and Training.*** Rocketship parents are encouraged to participate in the school community through volunteer hours and monthly community meetings. Parents of students with IEPs are full members of the parent/school community. Parents are invited to participate in Community Advisory Committee (CAC) meetings through El Dorado County Office of Education (EDCOE), either in person at the school site or via online connection, to learn more about topics related to special education needs. All meetings requiring translation are translated. These meetings provide additional training to parents in collaboration with our Charter SELPA. Lastly, we combine additional parental trainings on numerous subjects for all parents—those with IEPs and those without—with our monthly school community meetings.

***Progress Updates.*** Education Specialists, in collaboration with General Education Teachers, begin their school year with a home visit to all students on their caseload. Education Specialists are available and in contact with parents by email, phone and home/school communication notebooks on a regular basis throughout the year.

In addition, all students' progress is updated in writing on a trimester basis. In addition to a progress report on the IEP goals, the Education Specialist will participate in these quarterly parent teacher conferences. This allows for total involvement of the entire IEP team throughout the year rather than just on an annual basis.

Rocketship is committed to having all documents provided in the primary language of the parents/guardians in a timely manner. All meeting notices, IEPs, assessment reports, progress updates, are translated if requested by the parents. This includes verbal and written translations.

***Dispute Resolution.*** Our Charter SELPA offers mediation as an Alternative Dispute Resolution method. In the event that the issue cannot be resolved through the standard IEP process, we attempt all means of mediation as a way to meaningful settlement of issues. Parents have a right to file a complaint with Rocketship or the California Department of Education.

Rocketship understands and complies with all due process cases. We ensure that all parents are informed of their procedural rights and provide all information required. Our staff is experienced and able to participate in any legal actions necessary. A charter attorney with special education expertise is available as needed.

---

## ENGLISH LEARNERS

At Rocketship, we serve a significant number of English learners (ELs).<sup>9</sup> As such, our instructional model is targeted toward ensuring that all of our students become Lifelong Language Learners who have reached full proficiency in the English language. Rocketship will follow all applicable laws and regulations in serving its ELs as they pertain to annual notification to parents, student identification, placement, program options, EL and core content instruction, teacher qualifications and training, re-classification to fluent English proficient status, monitoring and evaluating program effectiveness, and standardized testing and reporting requirements. Rocketship will implement policies to assure proper placement, evaluation, and communication regarding ELs and the rights of students and parents. Rocketship will provide access to grade-level core curriculum for all ELs.

### IDENTIFICATION AND ASSESSMENT

We will administer the Home Language Survey (HLS) upon a student's initial enrollment into Rocketship. If a student's HLS shows a response other than English to the first three questions, he/she must be tested for English comprehension, speaking, reading and writing within 30 days and for primary language assessment within 90 days, as required by law. School personnel shall arrange for these assessments and will place the HLS in the student's cumulative file.

State and federal laws require that schools administer a state test of English language proficiency. Pursuant to California law, we will administer the California English Language Development Test (CELDT) once each year to ELs until they are Reclassified Fluent English Proficient (RFEP), unless a student is classified as Initial Fluent English Proficient (IFEP) upon the initial CELDT administration.<sup>10</sup> For more details on these classifications, please see below. CELDT scores will be placed in the student's cumulative file.

The CELDT will be used to fulfill state and federal requirements for annual English proficiency testing.<sup>11</sup> The purpose of the CELDT is to (1) identify new students who are ELs, in transitional kindergarten through grade twelve; (2) determine their level of English proficiency; (3) monitor their progress in learning English on an annual basis; and (4) determine when students have met one of the

---

<sup>9</sup> Legal guidelines clarify that an English learner (EL) is a TK-12 student who, based on the California English Language Development Test (CELDT), has not developed listening, speaking, reading, and writing proficiencies in English sufficient for participation in the regular school program.

<sup>10</sup> The 30-day requirement applies to students who are entering a public school in California for the first time or who have not yet been CELDT-tested. All other students who have indicated a home language other than English will continue with annual CELDT testing based upon the date last tested at the prior school of enrollment.

<sup>11</sup> The CELDT is the state-mandated language assessment at the time of this writing. We understand that the State is planning to transition to the English Language Proficiency Assessments for California (ELPAC) within the next several years. We will comply with all state laws and regulations regarding the implementation of the ELPAC as the successor language assessment.



criteria to be reclassified to FEP status. Rocketship will notify all parents of the CELDT testing requirements and of CELDT results within 30 days of receiving results from the publisher.

#### CLASSIFICATION OF INITIAL FLUENT ENGLISH PROFICIENT

A student's initial CELDT score determines whether he /she is classified as an English learner, and whether he or she is eligible to be classified as Initial Fluent English Proficient (IFEP). If the student is eligible for IFEP status, he or she is marked as "TBD" and evaluated for reclassification at the end of the academic year.

Our criteria for classifying a student as IFEP are as follows:

##### ***In Grades K-1:***

- On the initial CELDT assessment, the student earns an overall score of Farly Advanced (Level 4) or Advanced (Level 5). The student's Listening and Speaking scores must each be Intermediate (Level 3) or higher.
- Academic performance is monitored for one year to verify that the student is able to successfully participate in curriculum designed for students of the same age. At the end of the academic year:
  - The teacher evaluates the student's performance in the classroom, taking into account the student's level of curriculum mastery.<sup>12</sup>
  - The student's parents are consulted and provide consent for IFEP reclassification.
  - The student demonstrates grade-level performance on objective assessments of basic skills (Rocketship will likely choose to use nationally normed NWEA MPG scores to compare ensure on-grade-level performance.)

***In Grades 2-5:*** the same multiple criteria will be reviewed to classify a student as IFEP as are reviewed to classify a student as RFEP described in the section below.

#### RECLASSIFICATION AS RECLASSIFIED FLUENT ENGLISH PROFICIENT

In general, English learners are no longer classified as "EL" once they have attained the language skills necessary to compete with mainstream English speakers in age and grade appropriate settings in all areas of language development without the use of modified English materials.

Under current state law, students who are identified as English learners must participate in the annual administration of the CELDT until they are identified as Reclassified Fluent English Proficient (RFEP).

Our reclassification policies and procedures are developed in accordance with the reclassification criteria outlined in the California Ed Code, including: (1) assessment of English language proficiency, using an objective assessment instrument, including, but not limited to, the state test of English language development; (2) teacher evaluation, including, but not limited to, a review of the student's curriculum mastery; (3) parent opinion and consultation; and (4) comparison of student performance in basic skills against an empirically established range of performance in basic skills based on the performance of English proficient students of the same age.

---

<sup>12</sup> Incurred deficits in motivation and academic success unrelated to English language proficiency do not preclude a student from being considered for IFEP classification.

The process for reclassification occurs annually between May and June. Rocketship's Analytics team will generate a spreadsheet of EL students who are eligible for reclassification and a list of students who are eligible for IFEP (marked as "TBD"). This spreadsheet will include all necessary assessment data on students who met or are close to meeting the reclassification criteria.

School leaders, teachers, and any relevant support staff will collaborate to evaluate each student's overall growth and curriculum mastery. The goal of this meeting is to determine whether the EL student is able to participate in grade-level curriculum with the same level of proficiency as their native-language peers. Teachers will bring several relevant work samples (i.e. student project, writing sample) and student test scores as evidence of progress. After the conference, findings are documented in the master spreadsheet.

Teachers will also hold in-person conferences with parents to review students' language progress. If the school team recommends reclassification, the teacher will discuss this with parents and explain the evidence used in making the determination. The teacher will then obtain official signed parental consent, which will be saved in the student's cumulative file.

Students who are moved from EL status to IFEP or RFEP are documented in online databases including PowerSchool and CALPADs. Rocketship will monitor reclassified students' performance for two years after reclassification in accordance with California regulations and Title III of the ESEA.

#### ENGLISH LANGUAGE INSTRUCTION

The State Board of Education has adopted the California English Language Development (ELD) standards as part of a national movement to ensure that students gain the necessary literacy and mathematical knowledge and skills required in 21st century higher education and workplace communities. The CA ELD standards describe the key knowledge, skills, and abilities in core areas of English language development that students learning English as a new language need in order to access, engage with, and achieve in grade-level academic content areas, with particular alignment to the key knowledge, skills, and abilities for college and career-readiness as described in the CA CCSS for ELA/Literacy and Mathematics. The CA ELD standards are designed to provide challenging content in English language development for ELs to gain proficiency in a range of rigorous academic English language skills.

Our instructional materials for ELD instruction will be prepared by Rocketship's Achievement Team in the same manner as our core content instruction, as described in the Curriculum and Instruction section of this petition above.

**ELD Standards.** We design our English language instruction to encompass all three parts of the CA ELD standards.

- **Part I:** We focus on meaningful interaction with the English language, both orally and in written texts, via three modes of communication- collaborative, interpretive, and productive. We will teach students how to use comprehension strategies and analytical skills to understand the meaning of various texts. We will also teach students how to analyze and evaluate the way writers and speakers utilize language to effectively convey meaning.
- **Part II:** We focus on learning how English works to make meaning via three broad language processes – structuring cohesive texts, expanding and enriching ideas, and connecting/condensing ideas. We will teach students how to organize text as they read so they can better grasp the structure. We will also teach students how to adjust their own language choices as they speak and write. We expect students to apply their growing knowledge of

language resources to create and comprehend precise and detailed texts that accurately convey meaning.

- **Part III:** We provide foundational skills for ELs. We will differentiate instruction based on a variety of factors including age, similarities between the student's primary language and English, and oral language proficiency in English. We will teach students the meaning of words that the students are learning to decode to emphasize the importance of meaning-making.

***Integrated and Designated Instruction.*** We will utilize both integrated and designated instruction to teach the ELD standards.

*Integrated instruction* occurs throughout the school day in every subject area. Teachers use the CA ELD standards in tandem with the CA CCSS for ELA/Literacy and other content areas to ensure that students are strengthening their ability to use the academic English that they are learning. Examples of integrated instruction include teachers routinely examining texts and instructional tasks to identify language that may be challenging for ELs; determining opportunities to highlight and discuss particular language resources (i.e. precise vocabulary, different ways of combining ideas in sentences, different ways to start a paragraph to emphasize a key ideas; observing students to determine how they are using targeted language; adjusting whole group instruction or work with small groups/individuals to provide adequate and appropriate support; and frequently engaging their ELs in discussions to develop content knowledge.

*Designated instruction* is protected time during the regular school day where teachers use the CA ELD standards to develop critical language skills that ELs need for content learning in English. This instruction is not required or intended to be separate or isolated from the content areas, but it is a time when teachers actively engage ELs in developing the discourse practices, grammatical structures, and vocabulary necessary for successful participation in academic tasks.

During designated instruction, students are grouped so that teachers can strategically target students' language learning needs and accelerate English language and literacy development. Depending on the school's population breakdown, teachers may work with students individually throughout the school day or they may break students into the expanding, emerging and bridging stages of language development, further described below:

- **Emerging:** Students are learning to use English for immediate needs and beginning to understand and use academic vocabulary and other features of academic language
- **Expanding:** Students are increasing English knowledge, skills, and abilities in more contexts. Students are learning to apply a greater variety of academic vocabulary, grammatical structures, and discourse practices in more sophisticated ways, appropriate to age and grade level
- **Bridging:** Students are continuing to learn and apply a range of advanced English knowledge, skills and abilities in a wide range of contexts including comprehension and production of highly complex texts. The "bridge" is the transition to full engagement in grade level academic tasks and activities without specialized instructional support.

Importantly, students will never be removed from other core content instruction to receive designated ELD instruction and also students are grouped heterogeneously throughout the rest of the school day

During designated ELD, there is a strong emphasis on oral language development as well as reading and writing tasks designed to develop awareness of how English works. For example, teachers may work

with ELs at the expanding or bridging level to more closely examine the language used in a text that they have already read; teach the meanings of some of the general academic vocabulary and use the vocabulary in different ways in speaking and writing over the course of the next few weeks; and discuss the structure and type of text or engage in a debate about the text's content to reinforce language. Teachers may also write prompt sentences from a text and have students combine them into more complex sentences.

**Scaffolding.** Teachers will be trained to scaffold ELD instruction to meet the needs of individual ELs depending on their proficiency levels (emerging, expanding, or bridging). Scaffolding can be substantial, moderate, or light. ELs at the emerging level will generally require more substantial support to develop the capacity for academic tasks than students at the expanding or bridging levels. For example, ELs at the emerging level may need substantial support to explain their thinking about a literary or informational text that they read closely, such as sentence frames or graphic organizers. However, ELs at every level engage in some academic tasks that require light to no scaffolding and some that require substantial. In any case, scaffolding is intended to be temporary, and independence can be promoted and increased through gradual release of responsibility.

**Instructional Strategies.** Rocketship teachers are trained in Project Guided Language Acquisition Design (GLAD), which includes a multi-day professional development workshop. GLAD focus on vocabulary development, graphic organizers, oral language, interactive displays, and several other strategies that have been proven to be highly effective with EL students. Our teachers have four prioritized GLAD strategies that are taught every week (one strategy/week): graphic input chart, pictorial input chart, expert groups, and process grids.

Rocketship teachers will also employ Specially Designated Academic Instruction in English (SDAIE) strategies in their classrooms, which are meant to be beneficial for all students, not just English learners. These strategies may include:

- **Vocabulary development:** Teachers will introduce new vocabulary words while introducing a new concept.
- **Guided interaction:** Teachers will structure lessons so that students work together to understand what they are learning.
- **Metacognition and authentic assessment:** Teachers will model and explicitly teach thinking skills and use a variety of activities to check for understanding.
- **Explicit instruction:** Teachers will utilize direct teaching methods to teach concepts, academic language, reading comprehension, text patterns, vocabulary, writing, and decoding skills needed to complete classroom activities.
- **Meaning-based context and universal themes:** Teachers will incorporate meaningful references from students' everyday lives and create classroom environments that provide authentic opportunities to learn the English language.
- **Modeling, graphic organizers, and visuals:** Teachers will regularly utilize a variety of visual aids, graphic organizers, diagrams, summaries, and charts to help ELs easily recognize essential information and its relationship to supporting ideas.

All Rocketship teachers will be Crosscultural Language and Academic Development (CLAD) certified or in the process of obtaining CLAD or BCLAD certification.

## PARENT COMMUNICATION AND PARTICIPATION

As described above, parents play a significant role in the reclassification process. Beyond that, however, we strive to find ways to engage and involve parents of our EL students. We are committed to communicating with parents in their primary language; as such, we will provide translations of all major documents, notices, public meetings, and workshops in Spanish and any other languages as needed.

RSSP will establish an English Language Advisory Committee (ELAC) if the Charter School enrolls 21 or more EL students, as further described in Element D below. Parents are encouraged to participate in the ELAC as well as the School Site Council (SSC), further described in Element D below. Parents are also encouraged to volunteer in their children's classrooms and attend community meetings, parent coffees, and school events. Community meetings will often advise parents on programs and services for FI students. We will inform parents on programmatic and assessment issues that affect EL students as well as relevant programs, funds, and instructional strategies.

## PROFESSIONAL DEVELOPMENT AND TALENT MANAGEMENT

We believe that our teachers are most effective when they feel invested in their school and that their school is invested in them. To this end, we have rigorous policies and procedures for teacher recruitment, selection, retention, and professional development, further described below.

### RECRUITMENT

Effective recruitment and rigorous selection are the first components to ensuring that our teachers and school leaders are well-equipped to drive student achievement.

We develop a broad pipeline of educators and principals by cultivating candidates through diverse channels such as local college career fairs, Teach for America, referral programs for our current teachers, and use of social media and webinars. We hold open houses for candidates to visit our schools and get to know us. We aim to hire exceptionally well-qualified candidates, with a focus on those who have connections to our students' experiences and communities. Throughout our recruitment process, we build excitement for the meaningful work that we are doing to transform education and eliminate the achievement gap.

Additionally, we are committed to building capacity from within. In recent years, we have increased our support for instructional hourly staff members who have potential and interest in moving into full-time teaching roles through our Rising Teachers program. We believe in providing opportunities for all staff to develop and advance. Furthermore, staff members in these positions have accumulated deep knowledge of Rocketship culture and practices that can translate into success in the classroom. This source of teacher talent also brings great diversity to our staff body, as candidates are often from our local school communities.

Once we develop a strong teacher candidate pool, the recruitment team screens resumes and passes teaching candidates to principals for hiring. This process enables the principals to have pre-screened, high-quality candidates for their schools with the support of Rocketship's central office. At the same time, principals are empowered to select and staff their own schools, ensuring that they hire candidates that are a good match for their school.

## PROFESSIONAL DEVELOPMENT OPPORTUNITIES

**Summer.** Each summer, Rocketship hosts an intensive three-week training for all teachers that emphasizes foundational knowledge in our culture and our instructional model. This summer training allows staff to build a collaborative culture of trust while creating a strong school culture shaped around personalized learning and the Rocketship identity. We provide training in classroom management and effective unit, lesson, and yearlong planning. We also introduce foundational components of the Rocketship program, including the process for the use of data, instructional techniques, and the scope and sequence of curricula. Educators also learn strategies to effectively engage parents in this culture, including how to empower parents as key supporters of their children's educations after students graduate from Rocketship and move onto middle and high school. This helps ensure that our students succeed to and through college. School leaders, including both Principals and Assistant Principals, participate in three weeks of their own summer training to become well-versed in similar topics, ensuring that they are well-prepared to be effective instructional leaders while establishing a school culture that enables student success.

**Yearly.** In addition to summer training, Rocketship schools dedicate at least 200 hours throughout the school year for staff professional development. We dismiss students two and a half hours early one day a week to allow for an afternoon of purposeful and customized professional development and culture building for staff. The Principals and Assistant Principals at each school facilitate and organize sessions at each school, targeting the areas of development they see as most beneficial to the staff, personalizing supports for teachers. Topics have included analyzing and planning using formative assessment data, creating rigorous independent work, exploring whole brain teaching, launching literature circles, and facilitating small group instruction for struggling readers in the upper grades.

We believe that often the most effective professional development session is peer-led. However, to develop the necessary subject expertise for our teachers as well as provide ongoing support for Assistant Principals, Rocketship E partners with several outside professional development organizations and higher education institutions to conduct in-depth professional development in various content areas. These organizations have included Project GLAD, the Santa Clara County Office of Education, Doug Lemov with Uncommon Schools, and Lucy Calkins. Rocketship is constantly reflecting on student achievement data and teacher instructional needs in order to further develop the professional development program and coordination of resources in order to ensure that all student, teacher, and school needs are addressed in order to realize significant gains in student achievement.

## COACHING

A foundational piece of our ongoing staff development is customized, targeted one-on-one coaching that Assistant Principals and Principals provide for teachers and staff members.

The overarching principles of our coaching program are a tight feedback loop, regular opportunities for practice, the identification of root causes of problems and their accompanying solutions, weekly foci for teachers, and measureable goals for coaches to assess progress and collect data.

We implement a variety of coaching strategies and practices. Coaches observe and provide written feedback, deliver in-the-moment feedback (i.e. speaking into an earpiece that the teacher wears during instruction), model instruction, and engage in co-observations with the teacher (i.e. watching a video of the teacher or observing a different teacher). All teachers receive at least four hours of support per

week outside the classroom, get observed at least twice a week, receive at least two hours of professional development per week, and have a weekly one-on-one meeting with their coaches.

### TEACHER PERFORMANCE MANAGEMENT AND EVALUATION

Our teachers are evaluated based on the four measures described below. Each of these was developed with the goal of promote transparency, consistency, and communication.

***Student Achievement.*** Teachers are evaluated based on both absolute and growth metrics. Absolute metrics evaluate percentage of students at national norms on objective assessments such as the NWEA MAP. Growth metrics evaluate the percentage of students making growth and the average years that students grow on objective assessments such as the MAP.

***Parent Metrics.*** Teachers are also evaluated on the percentage of home visits completed and the percentage of parents completing 30 partnership hours. (For more information on parent participation at Rocketship, please see Element D below.)

***Core Characteristics.*** Teachers are evaluated on their ability to demonstrate the five Rocketship Core Characteristics of pursuit of excellence, innovation, authenticity, community, and tenacity.

***Teaching Performance Rubric.*** This rubric was designed to provide greater clarity and consistency in scoring teacher performance. The rubric includes the following areas:

- Domain 1: Intellectual Prep and Culture of Mastery
- Domain 2: Culture of Excellence
- Domain 3: Student Habits: Love of Learning and Pride
- Domain 4: Environment of Excellence

(For a copy of the rubric, please see Appendix 10.)

At the beginning of the year, teachers meet with their coaches to review the evaluation components. Coaching occurs regularly throughout the year, as described above. Teachers undergo a mid-year evaluation in January/February and an end-of-year evaluation in May/June.

For sample training materials that provide an overview of our updated talent management process, please see Appendix 10.

### TEACHER RETENTION AND COMPENSATION

Rocketship is committed to addressing and continually improving teacher retention in all of our schools. We have implemented a variety of programs, initiatives and support systems to make teaching a more viable and desirable career that the most talented individuals in our communities pursue. We provide support and counseling for principals, especially those new to the role, on teacher retention. Our Achievement Team focuses on teacher curricular tools and resources to provide teachers with high quality resources and supports. We have also introduced professional development funding that becomes available to teachers as they hit milestones of multiple years at Rocketship.

We also have developed initiatives to provide teachers with increased flexible time for planning or to meet personal needs, including early release days once per month instead of after-school professional development. We have increased opportunities for teachers to provide upward feedback on managers

via surveys (i.e. manager effectiveness, staff satisfaction). We have a Teacher Advisory Group that is focused on keeping great teachers at Rocketship and providing a teacher voice on important topics that touch all aspects of our network.

Rocketship has also structured compensation to reward high performance and bolster teacher retention. We have a performance-based pay system in which first and second year teachers earn a set salary but teachers with three or more years of experience are eligible for yearly increases based on their overall evaluation, as described above. We strive for all salaries to be above those of surrounding districts and charter schools, given our network's additional and high performance expectations.

#### LEADERSHIP OPPORTUNITIES AND CAREER PATHWAYS

**Grade Level Lead Program.** As part of an effort to cultivate strong internal teacher-leader pipelines, Rocketship hires teachers to serve as Grade Level Leads (GLLs). The GLL partners with a school leader to set and drive the instructional and cultural visions for the grade level team. Specifically, GLLs are responsible for steering data-driven instruction, facilitating grade-level meetings on culture and operations, project management of grade-level events, and serving as a staff liaison within the school.

We look for candidates who have instructional expertise in the grade level and content area, a history of strong classroom culture and student results, and strong data analysis skills. GLLs are able to gain experience and development as an instructional leader of other adults through monthly centralized after-school professional development sessions, role-specific coaching from their school leader, joint observations, and periodic peer feedback. Our GLLs are able to authentically consider and prepare themselves for potential future roles as school leaders.

**Rising Leaders Program.** Rocketship's Rising Leaders program prepares teachers for the next steps in their leadership pathways through professional development in personal leadership skills, effective management frameworks, and essential mindsets. The program is ideal for educators who are interested in developing as a GLL and/or school leader within the next several years, and who are considering other centralized network roles.

Members of the program engage in monthly workshops, which includes preparation work (i.e. short readings, videos, etc.) and occasional off-campus development sessions. The program also provides opportunities for teachers to practice and build their leadership skills in their work as classroom teachers and to build strong and collaborative relationships among teacher leaders across Rocketship campuses.

We look for candidates who have a willingness to learn and reflect in group settings, a track record of high student achievement, at least two years of teaching experience, demonstrated leadership in a formal or informal role, and exhibition of the Rocketship core characteristics by focusing on commitment to and ownership of their own development and investment in the community.

#### LEADERSHIP DEVELOPMENT FOR SCHOOL LEADERS

Rocketship also has a comprehensive development system for its Principals and Assistant Principals. (Qualifications and responsibilities for these roles are further described below in Element E.) These school leaders receive ongoing professional development centered on key levers, which include data-driven instruction; coaching and observation; school culture; staff culture; and (for principals) school



leader team management. School leaders who manage special education teachers also receive a special strand of professional development.

Our Principals all spend approximately ten hours each month receiving professional development from Rocketship’s centralized Schools Team. Our Assistant Principals receive approximately two hours of professional development directly from the Schools Team and also get regular training and support from Principals. Members of the Schools and Achievement Teams also attend meetings between school leaders and teachers to provide feedback on meeting facilitation and coaching. School leaders also do monthly school walk-throughs with the Schools and Achievement Teams.

## ANNUAL GOALS AND ACTIONS IN THE STATE PRIORITIES

In accordance with the Local Control Funding Formula (“LCFF”) requirements, the table below provides a description of Rocketship’s annual goals for all pupils and for each subgroup of pupils identified pursuant to Education Code Section 52052, to be achieved in the applicable state priorities, as described in Education Code Section 52060(d), and specific annual actions to achieve those goals.

Additionally, RSP has created a comprehensive Local Control and Accountability Plan (LCAP) and will continue to annually update the plan in accordance with California laws. The goals and actions described below are subject to modification as our LCAP is updated annually, without need for material revision of the charter petition.

<b>State Priority 1 – Basic Services</b>	
The degree to which teachers are appropriately assigned (E.C. §44258.9) and fully credentialed, and every pupil has sufficient access to standards-aligned instructional materials (E.C. § 60119), and school facilities are maintained in good repair (E.C. §17002(d))	
<b>Subpriority A: Teachers</b>	
<b>Goals to Achieve Subpriority</b>	Rocketship will identify, attract, and build the capacity of teachers, leaders, and classified staff, in order to support students and families. 100% of students, and 100% of subgroups of students, will be exposed to teachers that are innovative, culturally competent, and deliver instruction that is aligned with the Common Core State Standards. 100% of teachers will be appropriately assigned and credentialed.
<b>Actions to Achieve Goal</b>	Ensure all classroom teachers hold a valid CA Teaching Credential as defined by the CA Commission on Teaching Credentialing (CTC) and appropriate EL authorization.  Subject all new teacher candidates to a rigorous hiring process, which includes paper screening, interviews, and reference checks.
<b>Subpriority B: Instructional Materials</b>	
<b>Goals to Achieve Subpriority</b>	100% of Rocketship students, including 100% of student subgroups, will have access to a range of current instructional strategies and CCSS-aligned materials that serve different styles, paces, and preferences.
<b>Actions to Achieve Goal</b>	All instructional materials prepared and purchased (i.e. scope and sequence maps, Visions of Excellence, unit plans, objective plans, daily lesson plans, modules, curricula) will be aligned to state standards as described in this charter petition.

	Rocketship will also allocate part of its budget for classroom libraries rich in nonfiction text and for additional classroom technology.
<b>Subpriority C: Facilities</b>	
<b>Goals to Achieve Subpriority</b>	School facilities will be maintained in good repair, as defined by California Education Code §17002.
<b>Actions to Achieve Goal</b>	Maintain and update facilities as needed to provide a safe, clean learning environment.  Address safety hazards immediately and refer general needs items to the Board for review and prioritization.
<b>State Priority 2 – Implementation of Common Core State Standards</b> Implementation of Common Core State Standards, including how EL students will be enabled to gain academic content knowledge and English language proficiency.	
<b>Subpriority A: CCSS Implementation</b>	
<b>Goals to Achieve Subpriority</b>	All Rocketship curricula will be aligned to the CCSS. The School will ensure that 100% of students, including 100% of student subgroups, engage in rigorous, motivating, personalized learning experiences that integrate collaboration, communication, creativity, and the use of technology.
<b>Actions to Achieve Goal</b>	Rocketship’s Achievement and Schools Teams, in collaboration with School Leaders, will plan and prepare CCSS-aligned intellectual preparation and unit planning materials as described in this charter.  Rocketship’s Achievement and Schools Teams will plan and prepare professional development sessions on implementing the CA CCSS.
<b>Subpriority B: EL Students and Academic Content Knowledge</b>	
<b>Goals to Achieve Subpriority</b>	All English Learners will access a CCSS-aligned curriculum. Rocketship will provide specific support for struggling students in English Learner and other subgroups.
<b>Actions to Achieve Goal</b>	Analyze data and monitor English Learner progress in academic content knowledge to provide timely interventions.  Require all staff (teachers and school leaders) to receive training in CCSS-aligned best practices in curriculum and instruction highlighting needs of all subgroups.  Train teachers in best practices to improve academic achievement among ELs, including the strategies as described in this charter.
<b>Subpriority C: EL Students and English Language Proficiency</b>	
<b>Goals to Achieve Subpriority</b>	100% of ELs make progress to become proficient in English.
<b>Actions to Achieve Goal</b>	Align curriculum to ELD standards.  Analyze data and monitor EL progress in language development and provide timely interventions. Conduct ongoing assessments with special attention to fluency and correctness in reading, writing, speaking.

	Train teachers in best practices to improve English language proficiency among ELs. Provide professional development for teachers and administrators on how to scaffold the CCSS for access for ELs. Provide training on integrated/designated ELD instruction and targeted interventions.
--	--

<b>State Priority 3 – Parental Involvement</b>	
Parental involvement, including efforts to seek parent input for making decisions for schools, and how the school will promote parent participation.	
<b>Subpriority A: Achieving/Maintaining Parental Involvement</b>	
<b>Goals to Achieve Subpriority</b>	Parents will be an integral part of the Rocketship community and will participate in the governance and operation of the school. Parents will view Rocketship as receptive to their input and involvement.
<b>Actions to Achieve Goal</b>	Hold elections and develop other selection processes for parent service on the SSC, ELAC, and Regional Advisory Board as described in this charter.  Solicit parent feedback through annual (or more frequent) Parent Surveys.  Conduct regular Advisory Board, SSC, and ELAC meetings as described in this charter.  Conduct regular community meetings.  Fully incorporate parents into the LCAP process each year.
<b>Subpriority B: Promote Parent Participation</b>	
<b>Goals to Achieve Subpriority</b>	Parents will feel welcome and encouraged to participate in classroom and community events.
<b>Actions to Achieve Goal</b>	Welcome and encourage parental volunteerism by keeping parents informed of volunteer opportunities, parent educational offerings, and informational/ community meetings.  Provide translation services for school newsletters, parent meetings, and parent-teacher conferences as needed.
<b>Subpriority C: LCAP</b>	
<b>Goals to Achieve Subpriority</b>	Rocketship will consult with parents on LCAP goals, actions, outcomes, and metrics.
<b>Measurable Outcomes</b>	Conduct parent meetings to consult with parents (including non-Board and non-Leadership Council parent members) during the LCAP development process. Conduct parent survey to gather feedback.

<b>State Priority 4 – Student Achievement</b>	
Pupil achievement, as measured by all of the following, as applicable:	
A. California Assessment of Student Performance and Progress (CAASPP) statewide assessment	
B. The Academic Performance Index (API)	
C. Percentage of pupils who have successfully completed courses that satisfy UC/CSU entrance requirements, or career technical education	
D. Percentage of ELs who make progress toward English language proficiency as measured by the	

California English Language Development Test (CELDT) and/or English Language Proficiency Assessment for California (ELPAC)

E. EL reclassification rate

F. Percentage of pupils who have passed an AP exam with a score of 3 or higher

G. Percentage of pupils who participate in and demonstrate college preparedness pursuant to the Early Assessment Program (E.C. §99300 et seq.) or any subsequent assessment of college preparedness

**Subpriority A: CAASPP**

**Goals to Achieve Subpriority** Rocketship students will exceed the average performance levels of students in schools with similar demographics in the local school district on state assessments.

**Actions to Achieve Goal** Implementation of the CCSS aligned curriculum and instructional strategies.

Teachers will receive training on the CA Common Core Standards.

Student support structures (differentiated instruction, online learning programs, ILSs)

Curriculum designed to support ELs and other struggling subgroups.

Implementation of assessment software that mimics the online testing format and rigor of the CAASPP.

ISE services as described in this Charter.

Analyze student CAASPP test scores and other diagnostic results and adjust instruction to ensure proficiency in ELA/Literacy and Mathematics.

**Subpriority B: API**

**Goals to Achieve Subpriority** RSSP will meet all state requirements for academic performance school wide and for all subgroups, including Hispanic students, socioeconomically disadvantaged students, EL students, and students with disabilities.

**Actions to Achieve Goal** Monitor all students to assure they are making expected progress.

School staff members work with classroom teachers to ensure all students are receiving the necessary supports.

**Subpriority C: EL Proficiency Rates**

**Goals to Achieve Subpriority** 100% of EL students will make progress toward EL proficiency each year.

**Actions to Achieve Goal** Monitor EL students to assure they are making expected progress.

Use the new CCSS ELD standards to guide instruction of EL students.

Train teachers in SDAIE and GLAD strategies.

**Subpriority D: EL Reclassification Rates**

**Goals to Achieve Subpriority** RSSP EL students will become proficient in English and reclassified such that they are no longer designated as English learners.

**Actions to** Classroom teachers and ILSs provide scaffolded supports to EL students to help

<b>Achieve Goal</b>	<p>them to become proficient in English and to become reclassified.</p> <p>Students continue to be monitored classroom teachers after becoming reclassified. Teachers give individualized instruction with focused English Language support.</p> <p>Train teachers in SDAIE and GLAD strategies.</p>
---------------------	--

**State Priority 5 – Student Engagement**  
Pupil engagement, as measured by all of the following, as applicable:

- A. School attendance rates
- B. Chronic absenteeism rates
- C. Middle school dropout rates (EC §52052.1(a)(3))
- D. High school dropout rates
- E. High school graduation rates

**Subpriority A: Student Attendance Rates**

<b>Goals to Achieve Subpriority</b>	RSSP will maintain a high average daily attendance rate, school wide and for all subgroups.
-------------------------------------	---

<b>Actions to Achieve Goal</b>	<p>Monitor attendance reports.</p> <p>Educate parents and students about the importance of daily attendance.</p> <p>Provide a safe and engaging learning environment for all its students and families, including those of the various subgroups enrolled.</p> <p>Hold conferences with parents of students who regularly miss school.</p>
--------------------------------	--

**Subpriority B: Student Absenteeism**

<b>Goals to Achieve Subpriority</b>	Rocketship will have no chronic absenteeism (defined as missing 10% or more of school days) for reasons other than illness or approved leave.
-------------------------------------	---

<b>Actions to Achieve Goal</b>	<p>Incorporate social-emotional curricula as outlined in this petition.</p> <p>Conduct regular community and culture-building events.</p>
--------------------------------	---

**State Priority 6 – School Climate**  
School climate, as measured by all of the following, as applicable:

- A. Pupil suspension rates
- B. Pupil expulsion rates
- C. Other local measures, including surveys of pupils, parents, and teachers on the sense of safety and school connectedness

**Subpriority A: Pupil Suspension Rates**

<b>Goals to Achieve Subpriority</b>	RSSP will minimize pupil suspension rates by implementing various methods to help students who are struggling school wide and for all subgroups.
-------------------------------------	--

<b>Actions to Achieve</b>	Utilize Positive Behavioral Intervention and Supports framework as outlined in
---------------------------	--

<b>Goal</b>	<p>this charter.</p> <p>Social-emotional curricula incorporated into instructional plans.</p> <p>Tiered interventions for struggling students.</p> <p>Community events/parent engagement opportunities to foster a sense of belonging and dedication to the school</p>
<b>Subpriority B: Pupil Expulsion Rates</b>	
<b>Goals to Achieve Subpriority</b>	RSSP will minimize pupil expulsion by implementing various methods to support students who are struggling.
<b>Actions to Achieve Goal</b>	<p>Utilize Positive Behavioral Intervention and Supports framework as outlined in this charter.</p> <p>Social-emotional curricula incorporated into instructional plans.</p> <p>Tiered interventions for struggling students.</p> <p>Community events/parent engagement opportunities to foster a sense of belonging and dedication to the school.</p>
<b>Subpriority C: Other Measures</b>	
<b>Goals to Achieve Subpriority</b>	Parents are satisfied with the relationship they have with their child’s teachers.
<b>Actions to Achieve Goal</b>	<p>Regular parent-teacher conferences.</p> <p>Regular communication between teachers and parents (i.e. phone calls, emails, notes home)</p> <p>Parent participation in school events.</p>

<b>State Priority 7 – Course Access</b>	
<p>The extent to which pupils have access to, and are enrolled in, a broad course of study, including programs and services developed and provided to unduplicated students (classified as EL, FRPM-eligible, or foster youth; E.C. §42238.02) and students with exceptional needs.</p> <p>“Broad course of study” includes the following, as applicable: Grades 1-6: English, mathematics, social sciences, science, visual and performing arts, health, physical education, and other as prescribed by the governing board. (E.C. §51210) Grades 7-12: English, social sciences, foreign language(s), physical education, science, mathematics, visual and performing arts, applied arts, and career technical education. (E.C. §51220(a)-(i))</p>	
<b>Goals to Achieve Priority</b>	RSSP will provide all students including all subgroups access to a broad course of study.
<b>Actions to Achieve Goal</b>	<p>Provide all students with instruction in English, mathematics, social sciences, science, visual and performing arts, health, and physical education (PE).</p> <p>Provide teachers with professional development in elevating student achievement</p>

	and engagement, cultural competency, and proficiency.
--	---

**State Priority 8 – Other Student Outcomes**  
Pupil outcomes, if available, in the subject areas described above in #7, as applicable.

**Subpriority A: English**

<b>Goals to Achieve Subpriority</b>	All students, including all subgroups, will become competent readers, writers, and speakers of the English Language.
<b>Actions to Achieve Goal</b>	Use CCSS to guide ELA/Literacy instruction.  Utilize a variety of instructional strategies (i.e. phonics, reading comprehension instruction, guided reading, Writer’s Workshop) as described in Element A of this petition.  Provide supports to EL students, students with disabilities, and other struggling subgroups.  Systematically monitor progress of all students.

**Subpriority B: Mathematics**

<b>Goals to Achieve Subpriority</b>	All students, including all subgroups, will acquire mathematical skills.
<b>Actions to Achieve Goal</b>	Use CCSS to guide Mathematics instruction.  Utilize a variety of instructional strategies as described in Element A of this petition.  Provide supports to EL students, students with disabilities, and other struggling subgroups.  Systematically monitor progress of all students.

**Subpriority C: Social Studies**

<b>Goals to Achieve Subpriority</b>	All students will develop an awareness of social studies in order to achieve civic competence—the knowledge, intellectual processes, and democratic dispositions required of students to be active and engaged participants in public life.
<b>Actions to Achieve Goal</b>	Social Studies will be incorporated into ELA/Literacy instruction.  Nonfiction block will include social studies texts.  EL students will receive scaffolded language support. Teachers and service providers will provide other necessary supports and interventions to struggling subgroups.

**Subpriority D: Science**

<b>Goals to</b>	
-----------------	--

<b>Achieve Subpriority</b>	All students, including all subgroups, will understand science concepts and scientific thinking.
<b>Actions to Achieve Goal</b>	<p>NGSS-aligned science concepts will be incorporated into ELA/Literacy instruction, particularly during the nonfiction block.</p> <p>NGSS-aligned science concepts will be incorporated into Mathematics instruction.</p> <p>NGSS-aligned science concepts will be explicitly taught throughout the school day.</p> <p>Teachers and school leaders will participate in NGSS trainings and workshops.</p> <p>Teachers will utilize NGSS-aligned assessments as the standards are progressively implemented.</p> <p>EL students will receive scaffolded language support.</p> <p>Teachers and service providers will provide other necessary supports and interventions to struggling subgroups.</p>
<b>Subpriority E: Arts</b>	
<b>Goals to Achieve Subpriority</b>	All students, including all subgroups, will have frequent opportunities to practice visual and performing arts both in their regular classrooms and in enrichment classes.
<b>Actions to Achieve Goal</b>	<p>Offer at least two enrichment subjects to students.</p> <p>Enrichment teachers participate in professional development and school wide data analysis to ensure rigor and effectiveness.</p> <p>Incorporate visual and performing arts activities and projects into the school day.</p>
<b>Subpriority F: P.E.</b>	
<b>Goals to Achieve Subpriority</b>	Students, including all subgroups, will receive physical education instruction each week.
<b>Actions to Achieve Goal</b>	Schedule PE classes amounting to an average of 200 minutes of PE every two weeks.



## ELEMENTS B & C: MEASURABLE STUDENTS OUTCOMES AND METHODS OF ASSESSMENT

***Governing Law:** The measurable pupil outcomes identified for use by the charter school. “Pupil outcomes,” for purposes of this part, means the extent to which all pupils of the school demonstrate that they have attained the skills, knowledge, and attitudes specified as goals in the school’s educational program. Pupil outcomes shall include outcomes that address increases in pupil academic achievement both school-wide and for all groups of pupils served by the charter school, as that term is defined in subparagraph (B) of paragraph (3) of subdivision (a) of Section 47607. —California Education Code Section 47605(b)(5)(B).*

***Governing Law:** The method by which pupil progress in meeting those pupil outcomes is to be measured. To the extent practicable, the method for measuring pupil outcomes for state priorities shall be consistent with the way information is reported on a school accountability report card. —California Education Code Section 47605(b)(5)(C).*

The LCAP attached to this charter petition as Appendix 14 shall not be deemed part of this charter, and therefore any amendments made to the LCAP shall not be considered a “material revision” of the charter as defined in Education Code 47607. This charter petition designates actions intended to ensure that RDP meets the goals and targets described below.

### ELEMENT B: MEASUREABLE OUTCOMES

Pursuant to Education Code Section 47605(b)(5)(B), the following table describes RSSP’s measureable outcomes and corresponding methods of assessment that align with the state priorities, and goals and actions to achieve the state priorities, as identified in Element A of this charter. All outcomes are aligned to Rocketship’s mission, curriculum, and assessments.

<b>State Priority 1 – Basic Services</b>	
The degree to which teachers are appropriately assigned (E.C. §44258.9) and fully credentialed, and every pupil has sufficient access to standards-aligned instructional materials (E.C. § 60119), and school facilities are maintained in good repair (E.C. §17002(d))	
<b>Subpriority A: Teachers</b>	
<b>Goals to Achieve Subpriority</b>	Rocketship will identify, attract, and build the capacity of teachers, leaders, and classified staff, in order to support students and families. All students will be exposed to teachers that are innovative, culturally competent, and deliver instruction that is aligned with the Common Core State Standards. All teachers will be appropriately assigned and credentialed.

<b>Measurable Outcomes</b>	<ol style="list-style-type: none"> <li>100% of full-time teachers are appropriately assigned.</li> <li>100% of full-time teachers are appropriately credentialed.</li> </ol>	
<b>Actions to Achieve Goal</b>	<b>Methods of Assessment</b>	<b>Person(s) Responsible</b>
Ensure all classroom teachers hold a valid CA Teaching Credential as defined by the CA Commission on Teaching Credentialing (CCTC) and appropriate EL authorization.	Personnel records, including documentation of required assessments, coursework, and credentials consistent with CCTC.	RSED Human Resources (HR); Principal
Subject all new teacher candidates to a rigorous hiring process, which includes paper screening, interviews, and reference checks.	Successful completion of a rigorous interview process that incorporates feedback from Rocketship's Recruitment Team and multiple stakeholders including school leaders, other teachers, and parents.	RSED Recruitment Team; HR; Principal
<b>Subpriority B: Instructional Materials</b>		
<b>Goals to Achieve Subpriority</b>	All Rocketship students, including all subgroups, will have access to a range of current instructional strategies and CCSS-aligned materials that serve different styles, paces, and preferences. Rocketship will provide standards-aligned instructional materials with focus on non-fiction and vocabulary study; project-based learning; social studies; and integrated STEM.	
<b>Measurable Outcomes</b>	100% of Rocketship students have access to up-to-date, standards-aligned instructional materials in their classrooms	
<b>Actions to Achieve Goal</b>	<b>Methods of Assessment</b>	<b>Person(s) Responsible</b>
<p>All instructional materials prepared and purchased (i.e. scope and sequence maps, Visions of Excellence, unit plans, objective plans, daily lesson plans, modules, curricula) will be aligned to state standards as described in this charter petition.</p> <p>Rocketship will also allocate part of its budget for classroom libraries rich in nonfiction text and for additional classroom technology.</p>	<p>Annual review (and other periodic reviews as necessary) of standards-aligned materials by Rocketship's Achievement Team, Schools Team, and school leaders.</p> <p>Annual budget review and allocation.</p>	RSED Achievement Team, Schools Team, school leaders
<b>Subpriority C: Facilities</b>		
<b>Goals to Achieve Subpriority</b>	School facilities will be maintained in good repair, as defined by California Education Code §17002.	
<b>Measurable Outcomes</b>	Exemplary rating according to Annual Facility Inspection Reports, with no deficiencies or extreme deficiencies.	
<b>Actions to Achieve Goal</b>	<b>Methods of Assessment</b>	<b>Person(s)</b>

		<b>Responsible</b>
Maintain and update facilities as needed to provide a safe, clean learning environment.	Annual Facility Inspection; daily spot checks; regular walkthroughs by custodial staff.; facility inspection checklists prepared by Business Operations Manager	RSED Facilities Team; RSED Schools Team; Principal; Business Operations Manager
Address safety hazards immediately and refer general needs items to the Board for review and prioritization.	Annual Facility Inspection; regular facility inspections to screen for safety hazards; facility inspection checklists prepared by Business Operations Manager	RSED Facilities Team; RSED Schools Team; Principal; Business Operations Manager

<b>State Priority 2 – Implementation of Common Core State Standards</b>		
Implementation of Common Core State Standards, including how EL students will be enabled to gain academic content knowledge and English language proficiency.		
<b>Subpriority A: CCSS Implementation</b>		
<b>Goals to Achieve Subpriority</b>	All Rocketship curricula will be aligned to the CCSS. The School will ensure that 100% of students, including 100% of students in all subgroups, engage in rigorous, motivating, personalized learning experiences that integrate collaboration, communication, creativity, and the use of technology.	
<b>Measurable Outcomes</b>	<ol style="list-style-type: none"> <li>1. All instructional materials in ELA/Literacy and Mathematics are aligned to CA CCSS.</li> <li>2. All teachers receive at least five hours in professional development specifically on CCSS implementation.</li> </ol>	
<b>Actions to Achieve Goal</b>	<b>Methods of Assessment</b>	<b>Person(s) Responsible</b>
Rocketship’s Achievement and Schools Teams, in collaboration with School Leaders, will plan and prepare CCSS-aligned intellectual preparation and unit planning materials as described in this charter.	Annual review (and periodic reviews as necessary) of curriculum to ensure that all instruction is standards-aligned.	RSED Achievement Team; RSED Schools Team; School Leaders
Rocketship’s Achievement and Schools Teams will plan and prepare professional development sessions on implementing the CA CCSS.	Professional development calendar reflecting specific CCSS-implementation sessions.	
<b>Subpriority B: EL Students and Academic Content Knowledge</b>		
<b>Goals to Achieve Subpriority</b>	100% of English learners will access a CCSS-aligned curriculum. Rocketship will provide specific support for struggling students in English learner and other subgroups.	
<b>Measurable Outcomes</b>	<ol style="list-style-type: none"> <li>1. Rocketship EL Students perform at levels of proficiency equal to or exceeding the local</li> </ol>	

	<p>school district on annual CAASPP tests.</p> <ol style="list-style-type: none"> <li>2. 100% of students, including 100% of subgroups, have access to CCSS-aligned instruction and materials.</li> <li>3. 100% of teachers receive professional development on scaffolding CCSS instruction for ELs.</li> <li>4. 100% of teachers receive training in best practices to improve English language proficiency.</li> </ol>	
<b>Actions to Achieve Goal</b>	<b>Methods of Assessment</b>	<b>Person(s) Responsible</b>
Analyze data and monitor English Learner progress in academic content knowledge to provide timely interventions	Baseline, formative, and interim assessment data in all subjects, and Smarter Balanced assessment results; EL student cumulative folders	Principal; teachers
Require all staff (teachers and school leaders) to receive training in CCSS-aligned best practices in curriculum and instruction highlighting needs of all subgroups.  Train teachers in best practices to improve academic achievement among ELs, including the strategies as described in this charter.	Professional development schedules.	RSED Achievement Team; School Leaders
Provide professional development for teachers and administrators on how to scaffold the CCSS for access for ELs.  Provide a broad range of high-quality, standards-aligned instructional resources that facilitate ELs' access to core curriculum and expand their knowledge of the world. Provide curriculum and unit development aligned to both CCSS and ELD standards.	Professional development schedules.  Annual inventory of instructional materials and assessments.	RSED Achievement and Schools Teams; School Leaders
<b>Subpriority C: EL Students and English Language Proficiency</b>		
<b>Goals to Achieve Subpriority</b>	All Rocketship students make progress to become proficient in English.	
<b>Measurable Outcomes</b>	<ol style="list-style-type: none"> <li>1. Reclassification rate of 8.8% in Year 1; 9.8% in Year 2; 10.8% in Year 3.</li> <li>2. Progress on CELDT: maintain rate above 80%.</li> <li>3. 100% of EL students show growth in writing ability.</li> <li>4. 100% of EL students receive ongoing support from classroom teacher.</li> <li>5. 100% of teachers receive training in best practices to improve English Language</li> </ol>	

proficiency.		
<b>Actions to Achieve Goal</b>	<b>Methods of Assessment</b>	<b>Person(s) Responsible</b>
Align curriculum to ELD standards.	Review of yearly, unit, and daily plans.	RSED Achievement Team; Principal; teachers
Analyze data and monitor English Learner progress in language development and provide timely interventions. Conduct ongoing assessments with special attention to fluency and correctness in reading, writing, speaking.	CELDT/ELPAC results.  Results from other interim assessments as described in this charter.	RSED Achievement Team; RSED Analytics Team; School Leaders; teachers
Train teachers in best practices to improve English language proficiency among ELs. Provide professional development for teachers and administrators on how to scaffold the CCSS for access for ELs. Provide training on integrated/designated ELD instruction and targeted interventions.	Professional development schedules	RSED Achievement Team; School Leaders

<b>State Priority 3 – Parental Involvement</b>		
Parental involvement, including efforts to seek parent input for making decisions for schools, and how the school will promote parent participation.		
<b>Subpriority A: Achieving/Maintaining Parental Involvement</b>		
<b>Goals to Achieve Subpriority</b>	Parents will be an integral part of the Rocketship community and will participate in the governance and operation of the school. Parents will view Rocketship as receptive to their input and involvement.	
<b>Measurable Outcomes</b>	<ol style="list-style-type: none"> <li>1. Parent service on the regional advisory board, as prescribed by this charter and Rocketship policies.</li> <li>2. Parent service on the School Site Council, as prescribed by this charter and Rocketship policies.</li> <li>3. Parent service on the English Language Advisory Council, as prescribed by this charter and Rocketship policies.</li> <li>4. Parent participation in community meetings.</li> <li>5. Parent responses on the annual Parent Survey indicate satisfaction with their relationship with Rocketship teachers, staff members, and community.</li> </ol>	
<b>Actions to Achieve Goal</b>	<b>Methods of Assessment</b>	<b>Person(s) Responsible</b>
Hold elections and other selection processes for parent service on the SSC, ELAC, and Regional Advisory Board as	Membership rosters.	RSED Board of Directors; RSED Growth & Community Engagement Team; RSED Schools

described in this charter.		Team School Leaders
Solicit parent feedback through annual (or more frequent) Parent Surveys.	Parent Surveys.	RSED Growth & Community Engagement Team; RSED Schools Team School Leaders
Conduct regular Advisory Board, SSC, and ELAC meetings as described in this charter.	Meeting minutes.	
Conduct regular community meetings.	Attendance rosters at school events.	
<b>Subpriority B: Promote Parent Participation</b>		
<b>Goals to Achieve Subpriority</b>	Parents will feel welcome and encouraged to participate in classroom and community events.	
<b>Measurable Outcomes</b>	<ol style="list-style-type: none"> <li>1. 100% of parents complete 30 partnership hours every school year.</li> <li>2. At least 75% parent attendance at school and community events.</li> <li>3. 100% of parents attend at least 5 community meetings every year.</li> <li>4. 100% of parents attend at least 3 conferences every year.</li> </ol>	
<b>Actions to Achieve Goal</b>	<b>Methods of Assessment</b>	<b>Person(s) Responsible</b>
Welcome and encourage parental volunteerism by keeping parents informed of volunteer opportunities, parent educational offerings, and informational/ community meetings	Parent participation hour logs  Attendance roster at school events	RSED Growth & Community Engagement Team; RSED Schools Team School Leaders
Provide translation services for school newsletters, parent meetings, and parent-teacher conferences as needed.	Translated documents provided to parents.	School Leaders; Office Manager
<b>Subpriority C: LCAP</b>		
<b>Goals to Achieve Subpriority</b>	Rocketship will consult with parents on LCAP goals, actions, outcomes, and metrics.	
<b>Measurable Outcomes</b>	Input from parents representative of all student subgroups, including Hispanic, Asian, and Special Education, on LCAP goals generated during in-person community meetings, SSC meetings, and LCAP take-home survey.	
<b>Actions to Achieve Goal</b>	<b>Methods of Assessment</b>	<b>Person(s) Responsible</b>
Conduct parent meetings to consult with parents (including non-Board and non-Leadership Council parent members) during the LCAP development process. Conduct parent survey to gather feedback.	Annual LCAP. Parent meeting minutes. Parent Survey.	RSED Growth & Community Engagement Team; RSED Schools Team School Leaders

**State Priority 4 – Student Achievement**

Pupil achievement, as measured by all of the following, as applicable:

- A. California Assessment of Student Performance and Progress (CAASPP) statewide assessment
- B. The Academic Performance Index (API)
- C. Percentage of pupils who have successfully completed courses that satisfy UC/CSU entrance requirements, or career technical education
- D. Percentage of ELs who make progress toward English language proficiency as measured by the California English Language Development Test (CELDT) and/or English Language Proficiency Assessment for California (ELPAC)
- E. EL reclassification rate
- F. Percentage of pupils who have passed an AP exam with a score of 3 or higher
- G. Percentage of pupils who participate in and demonstrate college preparedness pursuant to the Early Assessment Program (E.C. §99300 et seq.) or any subsequent assessment of college preparedness

**Subpriority A: CAASPP**

**Goals to Achieve Subpriority** Rocketship students will exceed the average performance levels of students in schools with similar demographics in the local school district on state assessments.

**Measurable Outcomes** CAASPP Scores:

	2016-17	2017-18	2018-19
All Students	32 ELA; 46 Math; 20 Sci.	34 ELA; 48 Math; 22 Sci.	35 ELA; 49 Math; 23 Sci.
EL	23 ELA; 30 Math; 9 Sci.	25 ELA; 32 Math; 11 Sci.	26 ELA; 33 Math; 12 Sci.
Special Ed	9 ELA; 16 Math; 2 Sci.	11 ELA; 18 Math; 4 Sci.	12 ELA; 19 Math; 5 Sci.
SED	30 ELA; 45 Math; 22 Sci.	32 ELA; 47 Math; 24 Sci.	33 ELA; 48 Math; 25 Sci.

**Actions to Achieve Goal**      **Methods of Assessment**      **Person(s) Responsible**

<p>Implementation of the CCSS aligned curriculum and instructional strategies.</p> <p>Teachers will receive training on the CA Common Core Standards.</p> <p>Student support structures (differentiated instruction, online learning programs, ILSs)</p> <p>Curriculum designed to support ELs and other struggling subgroups.</p> <p>Implementation of assessment software that mimics the online testing format and rigor of the CAASPP.</p> <p>ISE services as described in this Charter.</p>	<p>Review of yearly, unit, and daily planning and preparation materials.</p> <p>Review of assessment materials.</p> <p>Professional development schedules.</p> <p>Collaborative meetings among school leaders, teachers, and other service providers (i.e. ILSs, Education Specialist)</p>	<p>RSED Achievement Team; RSED Schools Team; School Leader; Education Specialist</p>
--	--	--

Analyze student CAASPP test	Interim standards-aligned benchmark	RSED Achievement
-----------------------------	-------------------------------------	------------------

scores and other diagnostic results and adjust instruction to ensure proficiency in ELA/Literacy and Mathematics.	assessments.  CAASPP results.	Team; RSED Schools Team; RSED Analytics Team; School Leaders
<b>Subpriority B: API</b>		
<b>Goals to Achieve Subpriority</b>	RSSP will meet state requirements for academic performance school wide and for all subgroups, including Hispanic students, socioeconomically disadvantaged students, EL students, and students with disabilities.	
<b>Measurable Outcomes</b>	RSSP meets state target of the statewide measure that will be established by State Board of Education that will replace API, school wide and for all subgroups.	
<b>Actions to Achieve Goal</b>	<b>Methods of Assessment</b>	<b>Person(s) Responsible</b>
Monitor all students to assure they are making expected progress.  School staff members work with classroom teachers to ensure all students are receiving the necessary supports.	Continuous monitoring of student growth, including all subgroups, using regular benchmark assessments and NWEA MAP or another nationally normed formative assessments, which are aligned to CCSS.	School Leaders; Teachers
<b>Subpriority C: EL Proficiency Rates</b>		
<b>Goals to Achieve Subpriority</b>	EL students will make progress toward EL proficiency each year.	
<b>Measurable Outcomes</b>	Increase reclassification rate by 1% each year; maintain CELDT progress rate of 80%.	
<b>Actions to Achieve Goal</b>	<b>Methods of Assessment</b>	<b>Person(s) Responsible</b>
Monitor EL students to assure they are making expected progress.  Use the new CCSS ELD standards to guide instruction of EL students.  Train teachers in SDAIE and GLAD strategies.	Reading, Writing, and Math formative assessments, CELDT or ELPAC scores. Student progress reports.  Review of yearly, unit, and daily lesson plans.	RSED Achievement Team; School Leaders; teachers
<b>Subpriority D: EL Reclassification Rates</b>		
<b>Goals to Achieve Subpriority</b>	RSSP EL students will become proficient in English and reclassified such that they are no longer designated as English learners.	
<b>Measurable Outcomes</b>	Reclassification rate increases by one percentage point per year above the average for the next three years (i.e. Year1 = average	



	rate + 1; Y2 = avg. rate + 2; Y3 = avg. rate + 3)	
<b>Actions to Achieve Goal</b>	<b>Methods of Assessment</b>	<b>Person(s) Responsible</b>
<p>Classroom teachers and ILSs provide scaffolded supports to EL students to help them to become proficient in English and to become reclassified.</p> <p>Students continue to be monitored classroom teachers after becoming reclassified. Teachers give individualized instruction with focused English Language support.</p> <p>Train teachers in SDAIE and GLAD strategies.</p>	<p>Reclassification statistics.</p> <p>Formative assessments in reading, writing, math.</p> <p>CELDT/ELPAC</p>	<p>RSED Achievement Team; School Leaders; teachers</p>

**State Priority 5 – Student Engagement**  
Pupil engagement, as measured by all of the following, as applicable:

- A. School attendance rates
- B. Chronic absenteeism rates
- C. Middle school dropout rates (EC §52052.1(a)(3))
- D. High school dropout rates
- E. High school graduation rates

<b>Subpriority A: Student Attendance Rates</b>		
<b>Goals to Achieve Subpriority</b>	RSSP will maintain a high average daily attendance rate, school wide and for all subgroups.	
<b>Measurable Outcomes</b>	ADA rates are at least 95%, school-wide and for all subgroups.	
<b>Actions to Achieve Goal</b>	<b>Methods of Assessment</b>	<b>Person(s) Responsible</b>
<p>Monitor attendance reports.</p> <p>Educate parents and students about the importance of daily attendance.</p>	<p>Monthly attendance reports.</p> <p>Parent outreach materials.</p>	<p>RSED Operations Team; School Leaders; Business Operations Manager; Office Manager</p>
<p>Provide a safe and engaging learning environment for all its students and families, including those of the various subgroups enrolled.</p>	<p>Satisfaction surveys.</p> <p>Community meetings.</p>	<p>RSED Schools Team; School Leaders</p>
<p>Hold conferences with parents of students who regularly miss school.</p>	<p>Parent conference records</p>	<p>Principal; teachers</p>

<b>Subpriority B: Student Absenteeism</b>		
<b>Goals to Achieve Subpriority</b>	RSSP will have no chronic absenteeism (defined as missing 10% or more of school days) for reasons other than illness or approved leave.	
<b>Measurable Outcomes</b>	Rate of chronic absenteeism decreases by 1% per school year, school-wide and for all subgroups: 2016-17: 10.4% 2017-18: 9.4% 2018-19: 8.4%	
<b>Actions to Achieve Goal</b>	<b>Methods of Assessment</b>	<b>Person(s) Responsible</b>
Incorporate social-emotional curricula as outlined in this petition. Conduct regular community and culture-building events.	Review of instructional plans and materials.  Bell schedules.	RSED Schools Team; School Leaders; Teachers

**State Priority 6 – School Climate**  
School climate, as measured by all of the following, as applicable:  
A. Pupil suspension rates  
B. Pupil expulsion rates  
C. Other local measures, including surveys of pupils, parents, and teachers on the sense of safety and school connectedness

<b>Subpriority A: Pupil Suspension Rates</b>		
<b>Goals to Achieve Subpriority</b>	RSSP will minimize pupil suspension rates by implementing various methods to help students who are struggling school wide and for all subgroups.	
<b>Measurable Outcomes</b>	Suspension rates lower than surrounding district schools with similar demographics, school-wide and for all subgroups (<3.2%).	
<b>Actions to Achieve Goal</b>	<b>Methods of Assessment</b>	<b>Person(s) Responsible</b>
Utilize Positive Behavioral Intervention and Supports framework as outlined in this charter.  Social-emotional curricula incorporated into instructional plans.  Tiered interventions for struggling students.  Community events/parent engagement opportunities to foster a sense of belonging and dedication to the school	PBIS team meetings.  Instructional plans/bell schedule.  Collaborative meetings involving teachers, school leaders, and service providers.  Annual School Accountability Report Card.	RSED Schools Team; School Leaders; Teachers

<b>Subpriority B: Pupil Expulsion Rates</b>		
<b>Goals to Achieve Subpriority</b>	RSSP will minimize pupil expulsion by implementing various methods to support students who are struggling.	
<b>Measurable Outcomes</b>	RSSP will maintain an annual expulsion rate of less than 1%, school-wide and for all subgroups.	
<b>Actions to Achieve Goal</b>	<b>Methods of Assessment</b>	<b>Person(s) Responsible</b>
Utilize Positive Behavioral Intervention and Supports framework as outlined in this charter.  Social-emotional curricula incorporated into instructional plans.  Tiered interventions for struggling students.  Community events/parent engagement opportunities to foster a sense of belonging and dedication to the school	PBIS team meetings.  Instructional plans/bell schedule.  Collaborative meetings involving teachers, school leaders, and service providers.  Annual School Accountability Report Card.	RSED Schools Team; School Leaders; Teachers
<b>Subpriority C: Other Measures</b>		
<b>Goals to Achieve Subpriority</b>	Parents are satisfied with the relationship they have with their child's teachers.	
<b>Measurable Outcomes</b>	<ol style="list-style-type: none"> <li>1. 90-95% or more parents believe school is a safe place for their children.</li> <li>2. 92-95% of 3<sup>rd</sup>-5<sup>th</sup> grade students believe school is a safe environment to learn.</li> <li>3. 100% of families receive home visits from the classroom teacher and a School Leader.</li> </ol>	
<b>Actions to Achieve Goal</b>	<b>Methods of Assessment</b>	<b>Person(s) Responsible</b>
Regular parent-teacher conferences.  Regular communication between teachers and parents (i.e. phone calls, emails, notes home)  Parent participation in school events.	Parent Survey.  Home Visit log.	RSED Schools Team; School Leaders; teachers

**State Priority 7 – Course Access**  
The extent to which pupils have access to, and are enrolled in, a broad course of study, including programs and services developed and provided to unduplicated students (classified as EL, FRPM-eligible, or foster youth; E.C. §42238.02) and students with exceptional needs.  
“Broad course of study” includes the following, as applicable: Grades 1-6: English, mathematics, social sciences, science, visual and performing arts, health, physical education, and other as prescribed by the governing board. (E.C. §51210) Grades 7-12: English, social sciences, foreign language(s), physical education, science, mathematics, visual and performing arts, applied arts, and career technical

education. (E.C. §51220(a)-(i))		
<b>Goals to Achieve Priority</b>	RSSP will provide all students, including all subgroups, access to a broad course of study.	
<b>Measurable Outcomes</b>	<ol style="list-style-type: none"> <li>100% of students, including 100% of students in all subgroups, receive instruction in English, mathematics, social sciences, science, visual and performing arts, and health.</li> <li>100% of students, including all subgroups, are provided PE classes 200 minutes every two weeks.</li> </ol>	
Provide all students with instruction in English, mathematics, social sciences, science, visual and performing arts, health, and physical education (PE).	Bell schedule.  Review of yearly, unit, and daily lesson plans.	RSED Schools Team; RSED Achievement Team; School Leaders
Provide teachers with professional development in elevating student achievement and engagement, cultural competency, and proficiency.	Professional development schedules.	RSED Achievement Team; RSED Schools Team; School Leaders

State Priority 8 – Other Student Outcomes																							
Pupil outcomes, if available, in the subject areas described above in #7, as applicable.																							
Subpriority A: English																							
<b>Goals to Achieve Subpriority</b>	All students, including all subgroups, will become competent readers, writers, and speakers of the English Language.																						
<b>Measurable Outcomes</b>	ELA CAASPP Scores: <table border="1"> <thead> <tr> <th></th> <th>2016-17</th> <th>2017-18</th> <th>2018-19</th> </tr> </thead> <tbody> <tr> <td>All Students</td> <td>32</td> <td>34</td> <td>35</td> </tr> <tr> <td>EL</td> <td>23</td> <td>25</td> <td>26</td> </tr> <tr> <td>Special Ed</td> <td>9</td> <td>11</td> <td>12</td> </tr> <tr> <td>SED</td> <td>30</td> <td>32</td> <td>33</td> </tr> </tbody> </table>				2016-17	2017-18	2018-19	All Students	32	34	35	EL	23	25	26	Special Ed	9	11	12	SED	30	32	33
	2016-17	2017-18	2018-19																				
All Students	32	34	35																				
EL	23	25	26																				
Special Ed	9	11	12																				
SED	30	32	33																				
Actions to Achieve Goal	Methods of Assessment	Person(s) Responsible																					
Use CCSS to guide ELA/Literacy instruction.  Utilize a variety of instructional strategies (i.e. phonics, reading comprehension instruction, guided reading, Writer’s Workshop) as described in Element A of this petition.	Review of yearly, unit, and daily lesson plans, as well as formative and interim assessment data.  CAASPP and CELDT/ELPAC.	RSED Schools Team; RSED Achievement Team; School Leaders; Teachers																					

<p>Provide supports to EL students, students with disabilities, and other struggling subgroups.</p> <p>Systematically monitor progress of all students.</p>																						
<b>Subpriority B: Mathematics</b>																						
<b>Goals to Achieve Subpriority</b>	All students, including all subgroups, will acquire mathematical skills.																					
<b>Measurable Outcomes</b>	<p>CAASPP Math:</p> <table border="1" data-bbox="678 636 1425 825"> <thead> <tr> <th></th> <th>2016-17</th> <th>2017-18</th> <th>2018-19</th> </tr> </thead> <tbody> <tr> <td>All Students</td> <td>46</td> <td>48</td> <td>49</td> </tr> <tr> <td>EL</td> <td>30</td> <td>32</td> <td>33</td> </tr> <tr> <td>Special Ed</td> <td>16</td> <td>18</td> <td>19</td> </tr> <tr> <td>SED</td> <td>45</td> <td>47</td> <td>48</td> </tr> </tbody> </table>			2016-17	2017-18	2018-19	All Students	46	48	49	EL	30	32	33	Special Ed	16	18	19	SED	45	47	48
	2016-17	2017-18	2018-19																			
All Students	46	48	49																			
EL	30	32	33																			
Special Ed	16	18	19																			
SED	45	47	48																			
<b>Actions to Achieve Goal</b>	<b>Methods of Assessment</b>	<b>Person(s) Responsible</b>																				
<p>Use CCSS to guide Mathematics instruction.</p> <p>Utilize a variety of instructional strategies as described in Element A of this petition.</p> <p>Provide supports to EL students, students with disabilities, and other struggling subgroups.</p> <p>Systematically monitor progress of all students.</p>	<p>Review of yearly, unit, and daily lesson plans, as well as formative and interim assessment data.</p> <p>CAASPP.</p>	<p>RSED Schools Team; RSED Achievement Team; School Leaders; Teachers</p>																				
<b>Subpriority C: Social Studies</b>																						
<b>Goals to Achieve Subpriority</b>	<div style="border: 1px solid black; padding: 5px;"> <p>All students will develop an awareness of social studies in order to achieve civic competence—the knowledge, intellectual processes, and democratic dispositions required of students to be active and engaged participants in public life.</p> </div>																					
<b>Measurable Outcomes</b>	100% of students, including 100% of students in all subgroups, will receive social studies content instruction during the Humanities block.																					
<b>Actions to Achieve Goal</b>	<b>Methods of Assessment</b>	<b>Person(s) Responsible</b>																				
<p>Social Studies will be incorporated into ELA/Literacy instruction.</p> <p>Nonfiction block will include social</p>	<p>Yearly, unit, and daily lesson plans.</p>	<p>RSED Achievement Team; School Leaders; teachers</p>																				

<p>studies texts.</p> <p>EL students will receive scaffolded language support.</p> <p>Teachers and service providers will provide other necessary supports and interventions to struggling subgroups.</p>			
<b>Subpriority D: Science</b>			
<b>Goals to Achieve Subpriority</b>	<table border="1"> <tr> <td data-bbox="678 562 1425 642">All students, including all subgroups, will understand science concepts and scientific thinking.</td> </tr> </table>		All students, including all subgroups, will understand science concepts and scientific thinking.
All students, including all subgroups, will understand science concepts and scientific thinking.			
<b>Measurable Outcomes</b>	100% of students, including 100% of students in all subgroups, will receive science content instruction during the STEM and Humanities blocks.		
<b>Actions to Achieve Goal</b>	<b>Methods of Assessment</b>	<b>Person(s) Responsible</b>	
<p>NGSS-aligned science concepts will be incorporated into ELA/Literacy instruction, particularly during the nonfiction block.</p> <p>NGSS-aligned science concepts will be incorporated into Mathematics instruction.</p> <p>NGSS-aligned science concepts will be explicitly taught throughout the school day.</p> <p>Teachers and school leaders will participate in NGSS trainings and workshops.</p> <p>Teachers will utilize NGSS-aligned assessments as the standards are progressively implemented.</p> <p>EL students will receive scaffolded language support.</p> <p>Teachers and service providers will provide other necessary supports and interventions to struggling subgroups.</p>	<p>Yearly, unit, and daily lesson plans.</p> <p>NGSS-aligned unit assessments.</p> <p>Science assessments for 5<sup>th</sup> grade students (as applicable under CAASPP testing requirements)</p>	<p>RSED Achievement Team; School Leaders; teachers</p>	
<b>Subpriority E: Arts</b>			
<b>Goals to Achieve Subpriority</b>	All students, including all subgroups, will have frequent opportunities to practice visual and performing arts both in		

	their regular classrooms and in enrichment classes.	
<b>Measurable Outcomes</b>	100% of students, including 100% of students in all subgroups, will receive at least two enrichment courses during the week.	
<b>Actions to Achieve Goal</b>	<b>Methods of Assessment</b>	<b>Person(s) Responsible</b>
Offer at least two enrichment subjects to students.  Enrichment teachers participate in professional development and school wide data analysis to ensure rigor and effectiveness.  Incorporate visual and performing arts activities and projects into the school day.	Yearly, unit, and daily lesson plans.  Bell schedule.	RSED Achievement Team; School Leaders; teachers
<b>Subpriority F: P.E.</b>		
<b>Goals to Achieve Subpriority</b>	Students, including all subgroups, will receive physical education instruction each week.	
<b>Measurable Outcomes</b>	100% of students attending school, including all subgroups (with the exception of students excused for medical reasons) participates in an average of 200 minutes of PE every two weeks.	
<b>Actions to Achieve Goal</b>	<b>Methods of Assessment</b>	<b>Person(s) Responsible</b>
Schedule PE classes amounting to an average of 200 minutes of PE every two weeks.	Bell schedule	RSED Schools Team; School Leaders

## ELEMENT C: ASSESSMENT MEASURES

Rocketship’s assessment plan includes multiple measures designed to monitor student progress over time. It includes baseline, formative, interim, and summative assessments.

Baseline assessments measure basic academic skills in English Language Arts and mathematics at the beginning of a school year or the beginning of a unit of study.

Formative assessments will be frequent and will include formal and informal performance based assessments in the context of classroom activities and daily learning. These assessments will help students to better understand their strengths and areas in which they may be struggling. The information provided by the assessments will be used to guide instruction and to identify students who may need additional support and/or challenge.

Interim assessments fall between formative and summative assessments and provide standardized data that can be aggregated and analyzed. Interim assessments may predict student performance on an end-of-year summative assessment, they may provide evaluation information about the impact of a curriculum or a program, and they offer instruction information that helps diagnose student strengths and weaknesses.

Summative assessments will take place in English/Language Arts and Mathematics at the end of the year in the form of Smarter Balanced tests. Additional summative assessments will include end-of-year leveled reading assessments, cumulative math assessments, and writing checklists, which can be compared to the baseline assessments from the beginning of the year. These will be year-end leveled reading assessments, cumulative math assessments, and writing checklists.

As further described in Element above, teachers will analyze assessment results to identify student, class, and school trends, to find specific areas of instructional strength and weakness, identify students who need additional support, and ensure children are making progress towards grade-level proficiency as measured by the CCSS. Assessments will be used to inform instruction as well as to track and monitor student growth and learning. Rocketship has a comprehensive Response to Intervention program, further described in our At-Risk Students section in Element A, for students who fail to progress and/or achieve consistent with school expectations and goals.

Rocketship's current assessments are as follows:

- State-mandated Assessments (summative)—Students will be expected to meet statewide standards for academic achievement. Specifically, students will take the Smarter Balanced assessments for English Language Arts and Mathematics each spring. Additionally, the California Standards Test for science will be administered annually in the spring to students in grade five (or a new science assessment if the state chooses one). These tests will help monitor progress on grade level content and skill development, and will be reflected in meeting state and federal measurements as they evolve and replace API and AYP. The California English Language Development Assessment (CELDT), or ELPAC when it is developed, will be administered to English Learners annually.
- Leveled Reading Assessments (baseline, formative, summative)—All students in grades K-5 will be assessed regularly throughout the year using the STEP Literacy assessment.
- Writing Assessments (baseline, formative, summative)—A writing sample will be collected and assessed for each student several times a year. Students will be instructed on how to use writing checklists throughout the writing process. Students will use these writing checklists for self-review and self-assessment on writing projects throughout the year. Teachers will also use these checklists to assess student writing.
- Mathematics Assessments (baseline, formative, summative)—Throughout the year, student progress in mathematics will be measured using formal and informal formative assessments. Some of these assessments will be teacher-developed based on Common Core State Standards, and others may be taken from a math program if we choose to purchase one. Students will be preassessed at the beginning of math units to identify students in need of extra challenge or support. Ongoing assessment will take the form of teacher observations, assignments, and performance-based assessments involving problem-solving. At the end of each unit, student understanding and mastery will be measured through performance tasks or formal assessments. Teachers will create these assessments or select them from curriculum resources.
- Standardized Assessments in Language Arts & Mathematics (interim)—In addition to leveled reading assessments and formative math assessments, students will also take NWEA MAP



Interim Assessments three times per year in Reading and Math to assure they will be prepared for Smarter Balanced Assessments.

- Science Assessments (formative, summative)—We will assess student progress toward the Next Generation Science Standards using unit assessments from the science program we choose. Teachers will also use a variety of formal and informal assessments such as responses to academic prompts, informal checks for understanding, and assessment of presentations or projects. There will also be assessments at the end of transdisciplinary units such as project rubrics, written checklists, and/or performance tasks.
- Social Studies Assessments (formative, summative)—We will assess student progress toward California History–Social Science Standards using a variety of formal and informal assessments such as responses to academic prompts, informal checks for understanding, and assessment of presentations or projects.
- Social Emotional Learning Assessments (formative, summative)—Teachers will explore and develop tools, some of which will be aligned the RULER Approach and Kimochi’s curriculum, to identify and support students’ social-emotional growth.

### USE AND REPORTING OF DATA

Rocketship will utilize Schoolzilla to track and maintain student data. Rocketship teachers will be engaged in an ongoing process of data review and evaluation in connection to student learning outcomes. They will analyze individual data to review performance for students in their classrooms and work in collaborative teams to review class performance. Teachers will identify patterns of underperformance or high performance, and identify students who are not making adequate progress. Additionally, assessment data will be used to judge the effectiveness of curriculum units and teaching. This information will then be used to refine or change future units and instruction. Collaborative grade-level teams will use these opportunities to form questions that arise from the data, develop hypotheses around the questions, and pursue different strategies or actions to improve student outcomes. Teachers will meet to review reading, writing, and math assessments after initial assessments are done in the first month of school. CAASPP test data will also be reviewed at this time.

### REPORTING TO PARENTS/GUARDIANS

Rocketship places a high value on communication between parents and teachers. We plan to have regular parent/teacher conference periods and progress reports each year.

### REPORTING TO THE AUTHORIZER AND OTHER STAKEHOLDERS

Rocketship will promptly meet all reasonable inquiries for data from the County and assure timely scheduled data reporting in compliance with the law. In accordance with Title III, Rocketship will adhere to all mandated reporting guidelines in relation to English learners, including notification to parents regarding CELDT/ELPAC results and reclassification. In accordance with IDEIA, Rocketship will comply with all state and federal laws regarding reporting requirements for children with IEPs.

## ELEMENT D: GOVERNANCE AND PARENTAL INVOLVEMENT

*“The governance structure of the school including, but not limited to, the process to be followed by the school to ensure parental involvement.”*

*- California Education Code Section 47605(b)(5)(D)*

In accordance with Education Code section 47604, all Rocketship campuses will be operated by Rocketship Education (RSED), a California non-profit public benefit corporation with 501(c)(3) status. All staff will be employees of RSED. RSED will be governed by a Board of Directors (“the Board”) pursuant to its corporate bylaws as adopted, and as subsequently amended from time to time, which shall be consistent with this charter. (RSED’s Articles of Incorporation and Bylaws are attached as Appendix 11.)

RSED will operate autonomously from the Santa Clara County Office of Education, with the exception of the supervisory oversight as required by statute and other contracted services. Pursuant to California Education Code Section 47604(c), SCCOE shall not be liable for the debts and obligations of RSED, or for claims arising from the performance of acts, errors, or omissions by the charter school as long as SCCOE has complied with all oversight responsibilities required by law.

### GOVERNANCE STRUCTURE

#### BOARD OF DIRECTORS

The Board is ultimately responsible for the operation and activities of each Rocketship school. Board members have a responsibility to solicit input from, and opinions of, both school staff and students’ parents regarding issues of significance and to weigh the input and opinions carefully before taking action.

Rocketship’s Bylaws state that the Board must consist of at least three and up to 25 members. Board members serve for staggered terms of two years. This staggering of terms will create a natural flow for future elections and ensure that the Board does not experience full turnover at once. For bios of our current Board members, please see Appendix 11.

The Board will be comprised of the following individual officers:

- Chairman of the Board, responsible for presiding over Board meetings and performing various duties as assigned by the Board.
- Secretary, responsible for keeping account of Board minutes, Articles and Bylaws, and notice of Board and committee meetings.
- Treasurer, responsible for overseeing and validating audits, federal and state annual information return filings, and corporate filings.

The Bylaws also authorize the Board to appoint one or more Vice Presidents, one or more assistant secretaries, one or more assistant treasurers, and other officers as deemed necessary.

The Board will meet on a regular basis in accordance with the Bylaws. The Board may initiate and carry out any program or activity that is not in conflict with or inconsistent with any law and which is not in conflict with the purposes for which charter schools are established.

New directors will be elected as defined in the Bylaws. Qualifications of current and future board members include:

- Academic expertise, including subject and professional development knowledge in Literacy and Math
- Significant involvement in the communities served by Rocketship
- Operation of charter schools
- Real estate, legal, and financial expertise
- Fundraising ability

### BOARD DUTIES

The Board will be responsible for Rocketship's operation and fiscal affairs, including but not limited to:

- Adopting policies that offer guidance and interpretation of the charter and procedures to assist the staff in facilitating the implementation of such policies.
- Setting Rocketship's enrollment and grade-level configuration;
- Approval of annual school budget, calendar, salary schedules, and fundraising plans;
- Monitor negotiation and approval of a Memorandum of Understanding ("MOU") or other contracts with the County;
- Approval of all financial policies that set the processes and controls for contracts, expenditures, and internal controls;
- Hiring and firing of the CEO and oversight over other personnel actions
- Approval of bylaws, resolutions, and policies and procedures of school operation;
- Oversee material changes to the school charter;
- Participation as necessary in dispute resolution;
- Monitoring overall student performance;
- Evaluation of Rocketship Principals;
- Monitoring Rocketship's performance and taking necessary action to ensure that the school remains true to its mission and charter;
- Monitoring Rocketship's fiscal solvency;
- Participation in Rocketship's annual independent fiscal audit;
- Participation as necessary in student expulsion matters pursuant to Rocketship policy;
- Increasing public awareness of Rocketship.

RSED will update SCCOE on any changes to the RSED Board of Directors.

The Board may execute any powers delegated to it by law and shall discharge any duty imposed on it by law. The Board may delegate to an employee of RSED any of those duties with the exception of those listed in the Bylaws. The Board, however, retains ultimate responsibility for the performance of those powers or duties so delegated. The Board may not delegate approval of the budget, approval of independent fiscal audit, approval of Board policies, hiring or termination of the CEO, expulsion of students, or any other duties prohibited by law. Where the Board has formally taken action to delegate authority to staff, changes must:

- Be in writing;
- Specify the entity designated;
- Describe in specific terms the authority of the Board being delegated, any conditions on the delegated authority or its exercise and the beginning and ending dates of the delegation; and
- Require an affirmative vote of a majority of present Board members.

The Board may utilize an Executive Committee and establish other committees as necessary to perform various governance functions. If utilized, the Executive Committee will be composed of no fewer than two members. The Executive Committee shall comply with the Brown Act and the Rocketship Conflict of Interest Code.

#### BOARD MEETINGS AND TRAININGS

The Board will meet regularly to review and act on its responsibilities. All meetings shall be held in accordance with the Brown Act, and thus be held openly and easily accessible to the public. Rocketship will establish an annual calendar listing the dates of its regular meetings and provide the locations of those meetings. Rocketship will ensure that a teleconference location, which will be manned by a Rocketship staff member, is available within the jurisdictional boundaries of the district for every meeting. The notice and agenda of each meeting will provide for public comment from each physical and teleconference location.

The Board will also hold special meetings as necessary, including for the consideration of pupil expulsion, the development of the LCAP, and other time-sensitive issues that may need the Board's attention outside of the regular Board meeting schedule. All special meetings will be held in accordance with the Bylaws.

RSED has adopted a Conflict of Interest Code that complies with the Political Reform Act, Government Code Section 87100, and applicable conflict restrictions required by the Corporations Code.

The Board of Directors meetings will be headed by a Board Chairman. As long as a quorum exists as defined by the Bylaws, measures voted on by the Board may be passed with a simple majority of present members as allowable under state law.

The RSED Board shall participate annually in professional training regarding topics such as board governance, compliance with the Brown Act, strategic planning, and conflicts of interest rules.

#### ADVISORY BOARD

We believe it is critical to form strong local partnerships to inform our growth and maximize our impact in each of the communities we serve. To this end, each Rocketship region that is governed by the Rocketship Education Board of Directors will have a regional Advisory Board consisting of a diverse group of parents, teachers, and civic and business leaders committed to closing the achievement gap. In our regions with six or more schools, including the Bay Area, a cross-section of schools will have representatives (i.e. one representative per authorizing district). School representatives will be parents of one or more currently-enrolled students. The remainder of the Advisory Board will be made up of local civic and business leaders.

The primary responsibility of the Advisory Board is to serve as a formal structure giving voice to Rocketship student, family, and community needs. The Advisory Board may provide advice and counsel to Rocketship Education's Regional Director/Vice President; provide meaningful input to the Board of Directors on topics such as plans and strategies for local growth, model improvement, and staff development; build local partnerships to enhance the quality and sustainability of Rocketship schools; and speak at local events, political forums, and site visits.

The Advisory Board will meet regularly, and members will attend certain designated Board meetings each year.

---

## RSED STAFF

As we continue to expand our network and reach nationwide, Rocketship has focused on building organizational capacity to maintain high-quality schools while also fueling growth. We have worked to develop and consistently apply deep functional expertise in each of the areas that comprise the complexity of school management.

The current support that RSED staff provides includes the following:

- High-quality support via centralized Schools Team and Achievement Team to increase student achievement (i.e. planning and designing instructional materials and resources; creating academic visions and goals; coaching of school leaders and teachers; guiding the data analysis process; facilitating professional development for teachers and school leaders)
- Talent management (i.e. recruitment; teacher and school leader pipeline development)
- Growth/policy (i.e. government relations; supervising community outreach and parent involvement)
- Finance (i.e. financial analysis and monitoring; budgeting; accounting, payroll, billing)
- Strategy (i.e. project management; cross-functional facilitation; devising systems for operational issues; overseeing network expansion)
- Facilities (i.e. site location, design, permitting, entitlements)
- Legal (i.e. compliance; completion of required filings; support with education and governance laws and policies)
- Human Resources (i.e. hiring, infrastructure, employment issues, benefits, compliance)
- Operations (i.e. coordinating with service providers; developing and managing systems)
- Communications (i.e. marketing and public relations)

The staff is overseen by a Senior Leadership Team (SLT), which is a group of department leaders with deep and diverse functional expertise. For bios of our current SLT members, please see Appendix 11.

## PARENT PARTICIPATION

We understand that a parent is a child's first teacher and lifelong advocate. We strive to partner with parents in a variety of ways so that they can become active participants in the school and the community as they promote their children's educations. As described in Element A above, our teachers and school leaders conduct home visits and conferences and regularly communicate with parents via emails, phone calls, and notes home.

We also provide numerous opportunities for parents to get involved in the operations and governance of the school. Parents can become members of the Advisory Board (further described above) or become involved with the School Site Council or English Language Advisory Committee (further described below).

We also encourage our families to complete at least 30 partnership hours each school year. Partnership activities vary widely and can include assisting in classrooms, translating documents, providing administrative assistance, participating in community and family meetings attending advocacy events, and assisting in special school events.

We also have special processes in place to involve families in the creation of the LCAP. In addition to the regular community meetings and parent meetings, RSSP holds meetings specifically designed to help parents understand the components of the LCAP and to discuss the best ways for the school to use LCFF funds to serve students in alignment with the state priorities. RSSP also has developed a survey, translated into English and Spanish, to ask parents about their preferences regarding the allocation of LCFF funds for various services and resources.

### SCHOOL SITE COUNCIL

Each Rocketship school forms a School Site Council (SSC) which, in accordance with Ed Code § 52852, will be comprised of the following:

- The school Principal;
- School personnel, at least 50% of which are classroom teachers;
- Parents of students attending the school, or other community members selected by parents.

The number of parents/parent-selected community members on the SSC must be equal to the number of school personnel. The SSC will implement bylaws that describe selection and replacement procedures.

Pursuant to Ed Code § 64001, the SSC will be responsible for participating in the development of a Single School District Plan for student achievement (“the SSD Plan”).

The SSD Plan is a blueprint to improve the academic performance of all students through the coordination of all educational services at the school. The SSD Plan must address how federal funds provided to the school will be used to improve the academic performance of all students. In developing the SSD Plan, the SSC will conduct an analysis of root causes of student academic challenges and research-based instructional strategies that enhance student achievement. To set school goals, the SSC will carefully review district priorities; qualitative and quantitative student achievement data; and other performance measures to evaluate the effectiveness of the instructional program. The SSC will review and update the SSD Plan annually. All updated SSD Plans must be approved by the Rocketship Education Board of Directors.

Additionally, the SSC will participate in the development and approval of the school’s Local Control and Accountability Plan (LCAP), which governs how the school will spend its state categorical funding.

Beyond fulfilling its legal obligations as described above, the SSC will seek to empower parents in the education of their children. The SSC may engage in a number of activities and initiatives, including, but not limited to:

- Engage in professional development opportunities for parents (i.e through trainings in data analysis, budget review, curriculum and instruction, etc.).

- Review of attendance trends and policies.
- Review of English learner achievement and reclassification data.
- Review of the Parent Survey and School Needs Assessment.
- Budget and categorical funding allocation (LCFF allocation).
- Review of the instructional model and curriculum.
- Provide input on school events, school culture, and staff professional development.
- Provide input on school policies, school safety plans, and discipline procedures.
- Implement initiatives to increase parent engagement.

The SSC will hold regular meetings in accordance with its Bylaws and California law. Records of attendance and meeting minutes for each meeting will be kept at the school site.

### ENGLISH LEARNER ADVISORY COMMITTEE

Under Ed Code § 52176(b), all schools with more than 20 students of limited English proficiency (“English learners,” or “ELs”) shall establish a school level advisory committee on which parents/guardians of such students constitute membership in at least the same percentage as their children represent of the total number of students in the school. Other members of the ELAC can be parents/guardians of non-EL students, school staff, and /or community members as long as the minimum percentage requirement for EL parents is maintained.

Schools may designate, for this purpose, an existing school level advisory committee (i.e. SSC), or subcommittee of such an advisory committee, if the advisory committee, or subcommittee where appropriate, meets the criteria stated above. At Rocketship, we try to have our SSC and ELAC overlap to the extent desired by the school and possible under the law.

In accordance with Ed Code §52176, the ELAC shall be responsible for advising the principal and staff on programs and services for English learners and the School Site Council on the development of the SSD and LCAP.

Additionally, the ELAC shall assist the school in the development of:

- The school's needs assessment.
- The school's annual language census.
- Ways to make parents aware of the importance of regular school attendance.

Along with the SSC, the ELAC will also engage in the additional functions and activities listed above.

### DETERMINING SUCCESS OF PARENT INVOLVEMENT

Parent involvement is critical to the academic success of Rocketship students and the overall success of each Rocketship campus. The Board, along with Rocketship staff and school leaders, will use dashboard metrics to measure the success of parent involvement. The key goals for successful parent involvement are:

- Enlisting parent leaders at each campus: These individuals will help lead various activities at school as well as be key liaisons within the community to help inform other parents about Rocketship and promote grassroots, community efforts to help Rocketship eradicate the achievement gap in the community.
- Achieving at least 75% family attendance at school community events: These events include community meetings, exhibition nights, and other school events. A high percentage of participation demonstrates a deep parent engagement and commitment to RSSP Schools.

- Engaging each RSSP family to complete at least 30 volunteer hours at the school per year: As described above, RSSP parents will be encouraged to volunteer at the schools to help tighten the link between the families and the school as well as assist RSSP teachers and staff with various school operations. Volunteer service, however, is not a requirement for admission or continued enrollment at any Rocketship Charter School.



## ELEMENT E: EMPLOYEE QUALIFICATIONS

*Governing Law: The qualifications to be met by individuals to be employed by the school. -- California Education Code Section 47605(b)(5)(E)*

Rocketship Education recruits professional, effective and qualified personnel for all administrative, instructional, instructional support, and non-instructional support capacities who believe in the instructional philosophy outlined in its vision statement. In accordance with Education Code 47605(d)(1), Rocketship shall be nonsectarian in its employment practices and all other operations. Rocketship shall not discriminate against any individual (employee or student) on the basis of the characteristics listed in Education Code Section 220 (actual or perceived disability, gender, gender identity, gender expression, nationality, race or ethnicity, religion, sexual orientation, or any other characteristic that is contained in the definition of hate crimes set forth in Section 422.55 of the Penal Code or association with an individual who has any of the aforementioned characteristics).

All employees should possess the personal characteristics, knowledge base and/or relevant experiences in the responsibilities and qualifications identified in the posted job description as determined by Rocketship. These criteria are further described in the remainder of this section.

All Rocketship teachers will hold a Commission on Teacher Credentialing certificate, permit, or other document equivalent to that which a teacher in other public schools would be required to hold. Rocketship will maintain current copies of all teacher credentials, and they will be readily available for inspection and monitoring.

RSSP is a School of Choice and will comply with all applicable state and federal laws regarding background checks, clearance of personnel, and maintenance and disclosure of employee records.

### PRINCIPAL

The Principal is responsible for creating a school capable of achieving the Rocketship mission and goals. This will include leading RSSP in all aspects of its day to day operations and working with the RSED Board of Directors, students, parents, and community members and the other governing bodies specified by local and state law.

The Principal is the instructional, cultural, managerial, and community leader of the school. The Principal sets the vision for the school and ensures that the school is a high-achieving college preparatory environment where all students finish the fifth grade at or above grade level. Additionally, the Principal directly manages, supports, and develops the Assistant Principal and the Office Manager. The Principal may serve as the manager and coach of all educators, which includes conducting observation cycles, modeling lessons, and providing support and resources aimed at increasing teacher effectiveness and leadership. The Principal is also responsible for engaging and empowering parents to become lifelong advocates for their children's education.

### **Responsibilities:**

- Foster a rigorous and college preparatory environment that ensures high levels of student achievement annually through the relentless use of data to drive and refine instruction

- Manage, support, and develop other members of the school leadership team including the Assistant Principals and Office Manager
- Manage self and others in a manner that creates a healthy, high-achieving environment where staff feel challenged, supported, and valued and there is open communication about professional growth and future career opportunities
- Foster a school culture and environment of constant reflection and professional growth so that all staff continues to emerge as leaders within Rocketship and quickly assume leadership positions within the organization
- Foster Rocketship school culture where students, educators, and members of the school community demonstrate Rocketship's beliefs, values, and behaviors
- Create a school community that fully involves parents in student achievement through multiple outlets including home visits, regular community meetings and parent/family meetings, and also empowers them to become active advocates for their Rocketeer's education and achievement
- Promote collaborative problem solving and open communication between educators, students, and families
- Develop classroom educator practice and leadership through direct observation, coaching, and training (4+ teachers)
- Design and lead staff meetings
- Oversee and/or contribute to the design and implementation of staff professional development and collaborative planning time
- Lead the execution of community meetings and events
- Lead and/or support other school site and network-wide initiatives as needed to foster strong school culture, academic excellence, and network growth
- Provide leadership toward, creative and positive data driven behavioral innovations and instruction for high risk students, their teachers and their families

***Qualifications:***

- 2+ years of experience teaching in an urban city classroom and realizing significant gains
- Strong leadership skills and personal drive
- Relentless pursuit of high expectations
- Strong organizational skills
- Passion for urban children and their families
- Ability to build partnerships with community organizations
- Strategic planning experience
- Ability to engage and empower parents and families
- Strong communication skills
- An entrepreneurial spirit and a proven track record
- Experience in building and maintaining outstanding school culture
- Results-oriented and data-driven
- Ability to develop others
- Adaptable and able to thrive in a dynamic, fast-paced environment
- Background check, TB test and fingerprinting
- BA from accredited university
- Valid teaching credential

**ASSISTANT PRINCIPAL**

RSSP will have at least two Assistant Principals, focused full-time on the implementation of RSSP's academic systems and mentoring teachers to improve their effectiveness.

Reporting directly to the Principal, the Assistant Principal plays a critical role in driving academic achievement for students. The Assistant Principal ensures academic excellence by working closely with the Principal to lead and implement the instructional vision for the school. The Assistant Principal leads two primary streams of work: teacher coaching and professional development (PD). The Assistant Principal directly coaches a number of educators, which includes conducting observation cycles, modeling lessons, co-planning lessons, real-time coaching, and providing support and resources aimed at increasing teacher effectiveness and leadership. The Assistant Principal also leads the design and implementation of group teacher professional development and collaborative planning time. This individual provides staff with the appropriate resources and support to ensure that each Rocketship school's Rocketeers realize over a year's worth of progress annually.

***Responsibilities:***

- Foster a rigorous and college preparatory environment that ensures high levels of student achievement annually through the relentless use of data to drive and refine instruction
- Ensure over a year's worth of progress for all Rocketeers annually through rigorous coaching and PD
- Drive student achievement results through regular 1:1 coaching sessions with select staff members
- Oversee the implementation of a rigorous and highly personalized curriculum in classrooms of coached educators
- Oversee and supervise the ILSs and the Learning Lab
- Promote collaborative problem solving and open communication among teaching staff members
- Ensure Rocketship school culture where students, educators, and members of the school community demonstrate Rocketship's beliefs, values, and behaviors
- Manage self and others in a manner that creates a healthy, high-achieving environment where staff feel challenged, and also fully supported/valued
- Lead and/or contribute to the design and implementation of weekly staff professional development and collaborative planning time
- Identify, celebrate, codify, and share instructional best practices across the school and network
- Implement and share educator coaching and development best practices with other members of the school leadership team
- Assist in the management of school-based Integrated Service Education (ISE) program
- Collaborate with the Education Specialist at each site to ensure that teachers are receiving the necessary support and professional development to maximize the delivery of instruction in a full-inclusion model
- Have a lasting impact on the design of network professional development resources

***Qualifications:***

- Have achieved made significant gains with their students for at least the past year or years;
- Espouse RSSP's culture of caring, showing concern not just for the academic, but for the emotional welfare of their students;
- Demonstrated the desire and ability to mentor young teachers. Teaching adults is different from teaching children. Mentoring requires a commitment on the part of an Assistant Principal to their Teachers and an ability to demonstrate and explain verbally their own practices;

- Ability to be a strong team player, helping to make the faculty cohesive in our goals of creating both a safe and supportive environment, and one in which students will make significant academic progress.
- 2+ years' experience teaching in an urban city classroom
- Strong time management and organizational skills
- Result-oriented and data-driven
- Relentless pursuit of high expectations
- Ability to inspire and motivate others
- Adaptable and able to thrive in a dynamic, fast-paced environment
- Ability to develop others
- Passion for urban children and their families
- Strategic planning and project management experience
- Strong verbal and written communication skills
- Deep knowledge of elementary literacy and/or math instruction
- Experience with or interest in the use of technology in promoting teacher development a plus
- Background check, TB test and fingerprinting
- BA from accredited university
- Valid Teaching Credential

### CORE CLASSROOM TEACHERS

Rocketship defines core classes as English Language Arts, Mathematics, Social Studies, and Science. All other classes offered will be considered noncore classes. In passing the Charter Schools Act, it is the intent of the Legislature that charter schools be given flexibility in credentialing with regard to noncore, non-college preparatory courses.

RSSP shall comply with Education Code Section 47605(I), which states:

Teachers in charter schools shall be required to hold a Commission on Teacher Credentialing certificate, permit or other document equivalent to that which a teacher in other public schools would be required to hold. These documents shall be maintained on file at the charter school and shall be subject to periodic inspection by chartering authority.

All core teachers will have or be working toward CLAD certification or a CCTC recognized equivalent.

Each year, teachers will be evaluated based on their ability to make significant gains. It is expected that some teachers will be able to make significant gains in a single year; others may take two or three, and still others may not be capable. In addition to significant gains, teachers must show a strong ability to work with and mentor their peers in order to be prepared to take on the role of Assistant Principal.

#### ***Responsibilities***

- A full day of teaching, primarily within the academic areas in which they focus their teaming;
- Mentoring and instructional advice for their peers, especially other educators, to help them develop the skills needed to progress as educators.

#### ***Qualifications:***

- Demonstrated mastery of classroom skills including classroom management, planning, assessment and instructional practice;
- Hold a valid teaching credential;
- Demonstrate the potential to make significant gains for students.
- Background check, TB test and fingerprinting required

Teachers receive competitive, performance-based salaries, which are often higher than surrounding districts by 10% or more.

## EDUCATION SPECIALIST

The Education Specialist is a full-time position that reports to the school Principal. The Education Specialist will be responsible for managing the IEP caseload for Rocketship students who require special education services as outlined in their IEPs. The role of the Education Specialist is to improve students' success in the basic academics (reading, language and/or math, etc.) through implementing Rocketship approved curriculum; documenting teaching and student progress/activities/ outcomes; modeling the necessary skills to perform assignments; providing a safe and optimal learning environment and providing feedback to students, classroom teachers, parents and administration regarding student progress, expectations, goals, etc.

### ***Responsibilities***

- Ensure that all students realize the academic goals outlined both within their IEPs and by RSSP and realize at least one year's worth of progress
- Collaborate with school personnel, parents, and other service providers for the purpose of improving the quality of student outcomes, developing solutions and planning curriculum
- Coordinate referral and assessment procedures and facilitate the coordination of IEP team meetings and the implementation of special education services (Speech, Occupational therapy, etc.)
- Evaluate students' abilities in basic academics for the purpose of development of remediation plans and/or assessing student progress
- Provide one-to-one or small group instruction, direct services and push in or pull out intervention as required by IEP
- Provide accommodations and/or modifications to learners with disabilities for assignments and testing as determined by the IEP team
- Draft and write professional and compliant IEPs, as well as finalize the data in SEIS
- Instruct students for the purpose of improving their success in assigned basic academic subject areas of reading, writing and/or math
- Manage student behavior for the purpose of providing a safe and optimal learning environment, develops behavior support plans as needed
- Participates in various meetings (IEP, parent conferences, in service training, staff meetings etc.)
- Provide leadership for assuring full compliance with legal requirements as prescribed by federal law under IDEA (Individuals with Disabilities in Education Act 1997) and IDEIA (Individuals with Disabilities in Education Improvement Act, 2004) and State of California Education Code
- Collaborate with parents as educational partners and provide ability awareness as needed

### ***Qualifications***

- Embrace the mission of Rocketship Education
- Thrive in a fast-paced, dynamic work environment

- Knowledge of curriculum, education code and special education law/policies
- Skills in appropriate special subject matter
- Abilities to stand and walk for prolonged periods
- Perform a variety of specialized and responsible tasks: maintain records, establish and maintain cooperative working relationships with students, parents, other school personnel, meet schedule and compliance deadlines
- Possession of a valid California driver's license: willingness to provide own transportation in conduct of work assignments.
- Background check, TB test and fingerprinting required
- Valid Education Specialist Credential or enrolled in an accredited teacher preparation program working towards a credential
- Bachelor's degree required

### INDIVIDUALIZED LEARNING SPECIALISTS

Individualized Learning Specialists (ILSs) serve as tutors, working closely with a team of teachers to meet the needs of all students at that grade level.

#### ***Responsibilities***

- Motivate students to participate in learning activities; create a positive student culture around online learning and small group tutoring; maintain high behavioral expectations for all students
- Ensure that students have access to a positive and productive learning environment by enforcing all campus safety rules and behavior expectations
- Actively "coach" students on all computer programs and ensure that the educational software used in the lab effectively meets the needs of students; perform targeted individual interventions and assist struggling students on computer programs
- Tutor small groups of students on literacy and/or math skills; use Rocketship adopted curricula to deliver lessons which align to students' goals
- Each ILS works directly with students in group, and individual settings to execute highly structured programs or instructional review
- Interpret and manage online student data generated by multiple educational software programs; monitor student progress using Rocketship's data management platform and promote individual and group progress within the curricula
- Communicate and collaborate with the teachers at their grade level, and school administrators; participate actively in staff development opportunities as a member of the Rocketship team
- Maintain computer equipment and accessories

#### ***Qualifications***

- Commitment to Rocketship's mission, vision, and goals
- Passion for working with children; ability to motivate and support children in reaching high levels of academic success
- Previous experience managing and/or teaching groups of elementary age students is strongly preferred
- Excellent communication and interpersonal skills, with ability to engage and work closely with a wide range of staff members
- Basic computer skills including troubleshooting and an ability to communicate about technical difficulties

- Ability to efficiently interpret, manage, and utilize multiple sets of data in order to best support students' progress
- Ability to learn laws, rules, practices and procedures related to public education and specific to Rocketship Education
- Fluency in English
- Flexibility and a willingness to learn
- Background check, TB test and fingerprinting required

### PARAPROFESSIONAL

The Rocketship Special Education Paraprofessional position is a full time position that reports to the RSSP Principal. The Paraprofessional will work under the supervision of a certificated ISE Teacher who will provide weekly oversight, training and direction.

#### ***Responsibilities***

- Implementation and recording of data for individualized instructional programs and positive behavior support plans
- Providing individual and small group instruction for students with both special and typical learning needs in the general education environment including, but not limited to: the classroom, recess, and the lunch area

#### ***Qualifications***

- A team player who is detail-oriented, resourceful and able to manage his/her responsibility with confidence and discretion
- Interpersonal skills using tact, patience and courtesy
- Willingness to implement positive behavior support plans
- Passion for working with young children
- Experience working with young children in a school setting
- Experience working with students with disabilities (desired)
- Background check, TB test and fingerprinting required
- Copy of High School Diploma or equivalent
- Provide ONE of the following: transcripts showing at least 2 years of college coursework (48 units) or issuance of an Associate's or Bachelor's degree; copy of Associate's or Bachelor's Degree; copy of Passing Score Report for Rocketship's approved paraprofessional assessment

### OFFICE MANAGER

The Office Manager will be responsible for daily operations at RSSP. The Office Manager will report to the Principal.

#### ***Responsibilities:***

- Recording attendance
- Primary responsibility for input of Free and Reduced Lunch information into the student database
- Managing the office
- Overseeing purchases of materials
- Doing day to day bookkeeping
- Managing the schedules of the Principal

- Serving as first point of contact for Parents contacting RSSP.

***Qualifications:***

- Strong organizational skills
- Strong time management skill
- Ability to work both independently and with a team
- Fluency in Spanish is highly desirable
- Background check, TB test and fingerprinting required
- A.A. degree or equivalent work experience
- 3 plus years in administrative support position preferable
- Experience in school front office preferable
- Proficient with Microsoft Office

**BUSINESS OPERATIONS MANAGER**

The primary purpose of the Business Operations Manager (BOM) role is to ensure the school is safe, compliant, efficient, and financially sound. The BOM provides direct services to the school that enables instructional staff to better serve students and families. Ideal candidates will be self-motivated, flexible, and adept at managing change.

***Responsibilities***

- Manage food service operations, including managing staff, serving as main contact with meal vendor, ensuring compliance, conducting local audits, and ensuring meal program financial health
- Own procurement and purchasing for the school site. Work with school to understand needs, place orders, inventory items received, handle returns/exchanges, etc.
- Hire, manage, and evaluate all hourly school support staff, including those working on lunch and arrival/dismissal
- Support the logistical, compliance, and technology side of administration of selected assessments, including NWEA MAP, CAASPP, CELDT/ELPAC, Physical Fitness, and Hearing & Vision testing
- Serve as main owner of school safety processes and compliance, including administering trainings, running drills, and conducting safety audits. Partner with Principal to respond to emergencies
- Manage facilities-related needs, including scheduling/meeting vendors and handling after-hours facilities emergencies
- Provide support for Principal on finance-related topics, including around budgets, cash collection, and invoice approval
- Serve as on-site HR compliance contact, including completion of new hire and benefits paperwork and collect personnel file items
- Serve as on-site IT contact, including managing IT assets, assisting staff with IT issues as able, and serving as main touch point to central IT staff
- Manage arrival and dismissal
- Manage start-of-year logistics around move-in (most relevant for new schools)
- Own free/reduced-price lunch application process, including validating forms and running income verification process
- Run weekly and monthly attendance reports, serve as main point of contact for PowerSchool administrator for needs related to compliance reporting



### **Qualifications**

- Minimum 2 years of relevant experience, with school-based experience preferred
- Managerial experience preferred but not required
- Strong PC-based computer skills, and ability to quickly adapt to new computer programs and software
- Experience in a fast-paced, highly analytical, entrepreneurial environment – with ability and desire to help shape a new role and flexibly shift responsibilities over time as the role and department evolve
- High tolerance for ambiguity, changing work priorities and deadlines, and a willingness to take on responsibilities and to prioritize work on multiple projects
- Excellent interpersonal communication skills, including on sensitive topics
- Skill at communicating respectfully and empathetically with student families. Spanish language proficiency preferred but not required
- Team-player attitude and strong customer-service orientation
- Demonstrated ability to be detail-oriented, organized, and resourceful
- Ability to proactively manage multiple critical deadlines and quickly and confidently adapt in a fast-paced environment, independently following through on completion of tasks and responsibilities
- Skill at building strong working relationships with people in both senior- and junior-level roles, both within and beyond Rocketship
- Ability to treat sensitive issues with respect and empathy and maintain strict confidentiality where required
- Passion for Rocketship’s mission, matched with a strong work ethic
- Belief that all students can achieve academic success
- Background check, TB test and fingerprinting required
- Bachelor’s degree required

### **ENRICHMENT CENTER COORDINATOR**

The Enrichment Center Coordinator provides students with the opportunity to engage in physical education, art, and various other enrichment activities. The Enrichment Center Coordinator plays a critical role in strengthening school culture. He or she oversees the effectiveness of the Enrichment Center and interacts with all students on a daily basis.

### **Responsibilities**

- Motivate students to participate in learning activities; create a positive student culture around sports and teamwork; maintain high behavioral expectations for all students
- Develop a year-long scope and sequence map as well as thematic unit plans to teach discrete sports skills (soccer, basketball, kickball etc.), art skills, gardening skills, teamwork, and various other enrichment skills throughout the school year.
- Collaborate with school staff to develop a positive culture focused on Rocketship’s core values (respect, responsibility, persistence, empathy) both outdoors and indoors
- Serve as the leader and facilitate large group lessons and games on the topics indicated above
- Communicate and collaborate with teachers and school leaders; participate actively in staff development opportunities as a member of the Rocketship team
- Ensure that students have access to a positive and productive learning environment by enforcing all campus safety rules and behavior expectations; respond to occasional exposure to

blood, bodily fluids and tissue and/or occasional interactions with children who require additional support with behavior

- Inventory and maintain Enrichment Center materials and accessories
- Other duties as assigned by the supervisor

### ***Qualifications***

- Commitment to Rocketship's mission, vision, and goals
- Passion for working with children; ability to motivate and support children in reaching high levels of academic success
- Belief in the value of enrichment, art, gardening, and physical education for all children
- Previous experience or training building teams with youth
- Previous experience managing and/or teaching groups of elementary-age students is strongly preferred
- Excellent communication and interpersonal skills, with ability to engage and work closely with a wide range of staff members
- Ability to learn laws, rules, practices and procedures related to public education and specific to Rocketship Education
- Fluency in English
- Flexibility and a willingness to learn
- At least 2 years of college or passing score on Rocketship's Paraprofessional Assessment required
- Background check, TB test and fingerprinting required

### **SUPPORT STAFF**

This position is responsible for ensuring that the day-to-day operations of lunch, recess, and arrival/dismissal at the school site run safely and smoothly. Furthermore, support staff members are also responsible for ensuring that students maintain appropriate behavior in all operational activities.

### ***Responsibilities***

- Arrange setup and cleanup for food items, supplies, equipment, and food preparation and serving areas
- Maintain cafeteria records and reports as required for the purpose of meeting local, state, and federal guidelines
- Supervise and monitor students during assigned recess and lunch periods
- Implement all site playground rules and safety regulations
- Report any unsafe playground conditions, including equipment, to administrators immediately
- Ensure a safe and effective arrival/dismissal for all students before and after school hours
- Utilize appropriate disciplinary procedures and techniques in accordance with the school site discipline plan
- Attend staff meetings and in-service trainings as deemed necessary for the position

### ***Qualifications***

- Commitment to Rocketship's mission, vision, and goals
- Passion for working with children
- Previous experience managing and/or teaching groups of elementary-age students is strongly preferred
- Excellent communication and interpersonal skills, with ability to engage and work closely with a wide range of staff members

- Ability to learn laws, rules, practices and procedures related to public education and specific to Rocketship Education
- Basic fluency in English
- Flexibility and a willingness to learn
- Background check, TB test and fingerprinting required

## ELEMENT F: HEALTH AND SAFETY PROCEDURES

*“The procedures that the school will follow to ensure the health and safety of pupils and staff. These procedures shall include the requirement that each employee of the school furnish the school with a record summary as described in Section 44237.”*

*-California Education Code Section 47605(b)(5)(F)*

Please see Appendix 12 for a detailed description of sample RSSP health and safety policies on Fingerprinting and Background Checks; Tuberculin Examinations; Safe Facilities; Emergency Plans; Immunizations/Physical Exams; Communicable, Contagious, or Infectious Disease Prevention; Administration of Medications; Drug-Free Workplace; Smoke-Free Environment; First Aid CPR, and Health Screening (vision/hearing/scoliosis); and Exposure Control Plan for Blood Borne Pathogens; policies on Sexual Harassment and Complaint Procedures; and policies on the role of staff as Mandated Child Abuse Reporters. Rocketship may revise and create additional policies and procedures as the need occurs and to stay in compliance with changes to local, state and federal laws and regulations. The following provides a brief summary of relevant current Rocketship health and safety policies and procedures.

### FINGERPRINTING/BACKGROUND CHECK

Rocketship requires applicants to disclose criminal or other sanctions imposed on them as a consequence of reported child abuse or other action(s) that resulted in harm to children.

It is the policy of RSED to require fingerprinting and background checks (also known as “criminal records summaries”) for all its employees as required by state or local law prior to beginning employment at RSED. All prospective employees must abide by all applicable laws and agree to abide by the policies of RSED, including the submission of fingerprints and the approval for RSED or its designee to perform background checks.

The fingerprinting and background checks conducted with the Department of Justice will be required for all new employees before the beginning of each school year. These will also be required of Rocketship employees who leave RSED and are then rehired. This requirement is a condition of employment.

RSED reserves the right to require new fingerprinting and background checks for existing employees at any time. If Rocketship receives information that an employee has at any time engaged in conduct that caused or is likely to cause physical, emotional, or educational harm to children (either through their direct contact with children or otherwise), Rocketship will conduct an investigation and may require another fingerprinting and background check for that employee.

RSED will comply with Education Code 44830.1 with regards to hiring employees who have been convicted of a violent or serious felony.

Rocketship will also comply with all state requirements regarding background checks on volunteers.

### ROLE OF STAFF AS MANDATED CHILD ABUSE REPORTERS

All non-certificated and certificated staff will be mandated child abuse reporters and will follow all applicable reporting laws and the procedures described in Rocketship's Mandated Reporter Policy, including new training requirements recently enacted pursuant to CA Ed Code 44691. Additionally, pursuant to Education Code Section 44691, all employees must provide proof of completing the required training within the first six weeks of the school year or within the first six weeks of that person's employment.

#### TB TESTING

Rocketship will follow the requirement of Education Code Section 49406 in requiring tuberculosis testing of all employees.

#### IMMUNIZATIONS

All students enrolled and staff will be required to provide records documenting immunizations as is required at public schools pursuant to Health and Safety Code Sections 120325-120375, and Title 17, California Code of Regulations Sections 6000-6075.

#### MEDICATION IN SCHOOL

Rocketship will adhere to Education Code Sections 49423 and 49414 regarding administration of medication in school.

In accordance with California law, RSSP will stock emergency epinephrine auto-injectors to be used by the school nurse or trained personnel on persons suffering or reasonably believed to be suffering from an anaphylactic reaction. A school nurse or, if the school does not have a nurse, a volunteer trained in accordance with this policy, may administer an epinephrine auto-injector to a person exhibiting potentially life-threatening symptoms or anaphylaxis at school or at a school activity when a physician is not immediately available.

RSSP will store the epinephrine auto-injectors in a secure but accessible, well-marked, unlocked location.

#### VISION/HEARING/SCOLIOSIS

Rocketship shall adhere to Education Code Section 49450 *et seq.* as applicable to the grade levels served.

#### EMERGENCY PREPAREDNESS

Rocketship shall adhere to an Emergency Preparedness Handbook drafted specifically to the needs of the school site. This handbook shall include but not be limited to the following responses: OSHA policy compliance, fire, flood, earthquake, terrorist threats, and hostage situations and shall be submitted for Authorizer receipt and review. This handbook shall include an evacuation plan, and general school safety, injury and illness prevention.

#### BLOOD-BORNE PATHOGENS

Rocketship shall meet state and federal standards for dealing with blood-borne pathogens and other potentially infectious materials in the workplace. The Board has established a written "Blood-borne

Pathogens” policy designed to protect employees from possible infection due to contact with blood-borne viruses, including human immunodeficiency virus (“HIV”) and hepatitis B virus (“HBV”).

Whenever exposed to blood or other body fluids through injury or accident, students and staff should follow the latest medical protocol for disinfecting procedures.

#### DRUG-FREE/SMOKE-FREE ENVIRONMENT

Rocketship shall maintain a drug, alcohol, and smoke-free environment.

#### FACILITY

All facilities utilized by Rocketship must be in compliance with either the Field Act or the California Building Standards Code in accordance with Education Code 47610. All Rocketship facilities will comply with the Americans with Disabilities Act access requirements. Rocketship will maintain accessible records documenting all such compliances. RSSP has received a Certificate of Occupancy prior to the start of school.

Rocketship presently intends to comply with the requirement contained in Education Code Section 47610 by utilizing private facilities that are compliant with the California Building Standards Code. However, Rocketship reserves the right to build a facility in compliance with the Field Act or to request Field Act compliant facilities from the local school district in the future under Proposition 39 and its implementing regulations. Rocketship agrees to test sprinkler systems, fire extinguishers, and fire alarms annually at its facilities to ensure that they are maintained in an operable condition at all times. Rocketship shall conduct fire drills as required under Education Code Section 32001.

#### COMPREHENSIVE SEXUAL HARASSMENT POLICIES AND PROCEDURES

Rocketship is committed to providing a harassment-free environment. Furthermore, Rocketship will never discriminate against any individual on the basis of race, religion, creed, color, national origin, ancestry, age, medical condition, marital status, sexual orientation, or disability.

## ELEMENT G: MEANS TO ACHIEVE RACIAL AND ETHNIC BALANCE

*Governing Law: The means by which the school will achieve a racial and ethnic balance among its pupils that is reflective of the general population residing within the territorial jurisdiction of the school district to which the charter petition is submitted. -- California Education Code Section 47605(b)(5)(G)*

RSSP shall strive, through recruitment and admissions practices, to achieve a racial and ethnic balance among its students that is reflective of the general population residing within the territorial jurisdiction of the surrounding school district.

RSSP will implement a strategy that includes, but is not necessarily limited to, printing and distributing materials in English, Spanish, Vietnamese, and other languages reflecting the needs of the community, and:

- An enrollment process that is scheduled and adopted to include a timeline that allows for a broad-based application process.
- The development and distribution of promotional and informational material that reaches out to all of the various racial and ethnic groups represented in the territorial jurisdiction of the local district.
- Continuous outreach activities throughout the community.

Rocketship shall, as part of its programmatic audit, analyze the success and/or weakness of its outreach initiatives. Rocketship shall utilize the data from the programmatic audit to make any necessary revisions to the outreach initiatives in order to correct imbalances.

## ELEMENT H: ADMISSIONS REQUIREMENTS

*"Admission requirements, if applicable."*

*- California Education Code Section 47605(b)(5)(H)*

RSSP shall strive to achieve a student population that understands and values Rocketship's mission and vision statements and is committed to our instructional and operational philosophy.

RSSP shall be an open enrollment and tuition-free public, charter school and shall admit all pupils who wish to attend. No test or assessment shall be administered to students prior to acceptance and enrollment into RSSP. RSSP will comply with all laws establishing minimum and maximum age for public school attendance in charter schools. Admission, except in the case of a public random drawing, shall not be determined by the place of residence of the pupil or his or her parent or legal guardian within the state.

The school shall be nonsectarian in its programs, admission policies, employment practices, and all operations, shall not charge tuition, and shall not discriminate against any student on the basis of the characteristics listed in Education Code Section 220 (actual or perceived disability, gender, gender identity, gender expression, nationality, race or ethnicity, religion, sexual orientation, or any other characteristic that is contained in the definition of hate crimes set forth in Section 422.55 of the Penal Code or association with an individual who has any of the aforementioned characteristics).

### APPLICATION AND REGISTRATION PROCESS

The application process begins with the completion of a student interest form, which includes basic student and family identification information for the purposes of entry into public random drawing. Applications will be accepted during a publicly advertised open application period each year for enrollment in the following school year. Following the open application period each year, applications shall be counted. RSSP shall admit all students who wish to attend the Charter School subject only to capacity. In the event that this occurs, RSSP will hold a public random drawing, further described below, to determine enrollment for the impacted grade level, with the exception of existing students (2<sup>nd</sup> year forward) who are guaranteed enrollment in the following school year.

Upon selection for admission pursuant to public random drawing, the registration process will include documentation such as the following:

- Student enrollment form which contains student name, address, and other identifying and demographic information;
- Proof of Immunization;
- Home Language Survey;
- Completion of Emergency Medical Information Form;
- Proof of minimum age requirements, e.g. birth certificate.

RSSP feels strongly that success for students requires a commitment from both students and parents to the mission and vision of RSSP as set forth in the Charter. During the registration process, all parents or guardians will be asked to sign a Commitment Letter indicating they understand RSSP philosophy, program, and volunteer policy. Students will not be denied admission or dis-enrolled for failing to sign the Commitment Letter.



## LOTTERY POLICIES AND PROCEDURES

As described above, RSSP will implement a public random drawing in the event that applications for enrollment exceed capacity. Enrollment preferences in the case of a public random drawing shall be allowed in the following order of preference:

1. Siblings of currently enrolled RSSP students
2. Children of employees of RSSP (not to exceed 10% of total enrollment)
3. Residents of the Alum Rock Unified District
4. Other California residents

Public random drawing rules, deadlines, dates and times will be communicated on RSSP's website. Public notice for the date and time of the public random drawing will also be posted once the application deadline has passed. RSSP will also inform parents of all applicants and all interested parties of the rules to be followed during the public random drawing process via mail or email at least two weeks prior to the lottery date.

RSSP will likely conduct the lottery in the late winter or early spring for enrollment in fall of that year. At the conclusion of the public random drawing, all students who were not granted admission due to capacity shall be given the option to put their name on a wait list in the order of their draw in the public random drawing. This wait list will allow students the option of enrollment in the case of an opening during the school year. Students may also apply to Rocketship after the open application period and will be placed on the wait list on a first come-first served basis if all seats are full in a particular grade level. In no circumstance will a wait list carry over to the following school year. Rocketship will notify all wait list families when the next year's application becomes available. Students who remain on the wait list at the end of a given school year will have to submit a new application for the next school year.

## ELEMENT I: FINANCIAL AUDIT

*Governing Law: The manner in which annual, independent, financial audits shall be conducted, which shall employ generally accepted accounting principles, and the manner in which audit exceptions and deficiencies shall be resolved to the satisfaction of the chartering authority.-- California Education Code Section 47605(b)(5)(l)*

The RSED Board will appoint an Audit Committee, which will select an independent financial auditor and oversee audit requirements.

An annual audit of Rocketship's books and records will be conducted as required by Education Code Sections 47605(b)(5)(l) and 47605(m). Rocketship's books and records will be kept in accordance with generally accepted accounting principles, and as required by applicable law. The audit will employ generally accepted accounting procedures. The audit shall be conducted in accordance with applicable provisions within the California Code of Regulations governing audits of charter schools as published in the State Controller's K-12 Audit Guide.

The Audit Committee will select an independent auditor through a request for proposal format. The auditor will have, at a minimum, a CPA and educational institution audit experience and will be approved by the State Controller on its published list as an educational audit provider. To the extent required under applicable federal law, the audit scope will be expanded to include items and processes specified in applicable Office of Management and Budget Circulars.

The annual audit will be completed and forwarded to SCCOE, the County Superintendent of Schools, the State Controller, and to the CDE by the 15th of December of each year. The audit committee will review any audit exceptions or deficiencies and report to the Business Committee of the Board with recommendations on how to resolve them. The RSED Business Committee will then approve the audit. By March 15<sup>th</sup>, The Board will submit a report to the Authorizer describing how the exceptions and deficiencies have been or will be resolved along with an anticipated timeline for the same. The Board and Principal of RSSP will work with the Authorizer to ensure all audit exceptions and deficiencies are resolved to the satisfaction of the Authorizer. Audit appeals or requests for summary review shall be submitted to the Education Audit Appeals Panel ("EAAP") in accordance with applicable law.

The independent financial audit is public record to be provided to the public upon request.

## ELEMENT J: STUDENT SUSPENSION AND EXPULSION PROCEDURES

*Governing Law: The procedures by which pupils can be suspended or expelled. -- California Education Code Section 47605(b)(5)(J)*

Rocketship acknowledges the responsibility of each student, parent, volunteer, faculty, staff and administrator to contribute to the wellbeing of the community by demonstrating responsibility and accountability for individual and group actions. It is Rocketship's goal to enhance the quality of relationships, the quality of learning, and the quality of the community through shared responsibility.

### GROUNDS FOR SUSPENSION AND EXPULSION

A student may be disciplined, suspended or expelled for prohibited misconduct if the act is related to school activity or school attendance occurring at a Rocketship school or at any other school or a school-sponsored event at any time including but not limited to: while on school grounds; while going to or coming from school; during the lunch period, whether on or off the school campus; and during, going to, or coming from a school-sponsored activity. Students may also be subject to disciplinary action for off-campus behavior if it creates a substantial disruption to the school environment or interferes with another student's ability to participate in the school program.

In California, in accordance with EC §48900, a student may be suspended or expelled for any of the following acts when it is determined that the student:

- (1) Caused, attempted to cause, or threatened to cause physical injury to another person or willfully used force of violence upon the person of another, except self-defense.
- (2) Possessed, sold, or otherwise furnished any firearm, knife, explosive, or other dangerous object unless, in the case of possession of any object of this type, the students had obtained written permission to possess the item from a certificated school employee, with the Principal/Administrator or designee's concurrence.
- (3) Unlawfully possessed, used, sold or otherwise furnished, or was under the influence of any controlled substance, as defined in Health and Safety Code §§ 11053-11058, alcoholic beverage, or intoxicant of any kind.
- (4) Unlawfully offered, arranged, or negotiated to sell any controlled substance as defined in Health and Safety Code §§ 11053-11058, alcoholic beverage or intoxicant of any kind, and then sold, delivered or otherwise furnished to any person another liquid substance or material and represented same as controlled substance, alcoholic beverage or intoxicant.
- (5) Committed or attempted to commit robbery or extortion.
- (6) Caused or attempted to cause damage to school property or private property.
- (7) Stole or attempted to steal school property or private property.
- (8) Possessed or used tobacco or any products containing tobacco or nicotine products, including but not limited to cigars, cigarettes, miniature cigars, clove cigarettes, smokeless tobacco, snuff, chew packets and betel.
- (9) Committed an obscene act or engaged in habitual profanity or vulgarity.
- (10) Unlawfully possessed or unlawfully offered, arranged, or negotiated to sell any drug paraphernalia, as defined in Health and Safety Code § 11014.5.
- (11) Disrupted school activities or otherwise willfully defied the valid authority of supervisors, teachers, administrators, other school officials, or other school personnel engaged in the performance of their duties. Under Education Code § 48900(k), students in grades K-3 may

not be suspended for disruption or willful defiance. No student in grades K-5 may be expelled for willful defiance.

- (12) Knowingly received stolen school property or private property.
- (13) Possessed an imitation firearm, i.e.: a replica of a firearm that is so substantially similar in physical properties to an existing firearm as to lead a reasonable person to conclude that the replica is a firearm.
- (14) Committed or attempted to commit a sexual assault as defined in Penal Code §§ 261, 266c, 286, 288, 288a or 289, or committed a sexual battery as defined in Penal Code §243.4.
- (15) Harassed, threatened, or intimidated a student who is a complaining witness or witness in a school disciplinary proceeding for the purpose of preventing that student from being a witness and/or retaliating against that student for being a witness.
- (16) Unlawfully offered, arranged to sell, negotiated to sell, or sold the prescription drug Soma.
- (17) Engaged in or attempted to engage in hazing of another. For the purposes of this subdivision, "hazing" means a method of initiation or preinitiation into a pupil organization or body, whether or not the organization or body is officially recognized by an educational institution, which is likely to cause serious bodily injury or personal degradation or disgrace resulting in physical or mental harm to a former, current, or prospective pupil. For purposes of this section, "hazing" does not include athletic events or school-sanctioned events.
- (18) Aiding or abetting as defined in Section 31 of the Penal Code, the infliction or attempted infliction of physical injury to another person may be subject to suspension, but not expulsion, pursuant to this section, except that a pupil who has been adjudged by a juvenile court to have committed, as an aider and abettor, a crime of physical violence in which the victim suffered great bodily injury or serious bodily injury shall be subject to suspension or expulsion.
- (19) Made terrorist threats against school officials and/or school property. For purposes of this section, "terroristic threat" shall include any statement, whether written or oral, by a person who willfully threatens to commit a crime which will result in death, great bodily injury to another person, or property damage in excess of \$1000, with the specific intent that the statement is to be taken as a threat, even if there is no intent of actually carrying it out, which, on its face and under the circumstances in which it is made, is so unequivocal, unconditional, immediate, and specific as to convey to the person threatened, a gravity of purpose and an immediate prospect of execution of the threat, and thereby causes that person reasonably to be in sustained fear for his or her own safety or for his or her immediate family's safety, or for the protection of school property, or the personal property of the person threatened or his or her immediate family.
- (20) Committed sexual harassment, as defined in EC § 212.5. For the purposes of this section, the conduct described in § 212.5 must be considered by a reasonable person of the same gender as the victim to be sufficiently severe or pervasive to have a negative impact upon the individual's academic performance or to create an intimidating, hostile, or offensive educational environment. Under EC § 48900.2, this does not apply to students in grades K-3.
- (21) Caused, attempted to cause, threatened to cause, or participated in an act of hate violence, as defined in subdivision (e) of Section 233 of the Education Code. Under EC § 48900.3, this does not apply to students in grades K-3.
- (22) Intentionally harassed, threatened or intimidated a student or group of students to the extent of having the actual and reasonably expected effect of materially disrupting

classwork, creating substantial disorder and invading student rights by creating an intimidating or hostile educational environment. Under EC § 48900.4, this does not apply to students in grades K-3.

- (23) Engaged in an act of bullying, including, but not limited to, bullying committed by means of an electronic act, as defined in subdivisions (f) and (g) of Section 32261 of the Education Code, directed specifically toward a pupil or school personnel.

Alternatives to suspension or expulsion will first be attempted with students who are truant, tardy, or otherwise absent from assigned school activities.

### SUSPENSION AND EXPULSION PROCEDURES

A suspension is a temporary dismissal of a student from the regular school program and school-sponsored events for the allotted time assigned by a school administrator. Suspensions can range from one to five school days, depending on the seriousness of the violation. Students are expected to complete all work assigned while they serve their suspension.

Suspensions at Rocketship will adhere to the following procedures:

**Conference.** When feasible, suspension may be preceded by a conference conducted by the Principal or designee with the student and his/her parent and, whenever practical, the teacher, supervisor, or school employee who referred the student to the Principal. The conference may be omitted if the Principal or designee determines that an emergency situation exists. An "emergency situation" involves a clear and present danger to the lives, safety or health of students or school personnel. If a student is suspended without this conference in an emergency situation, both the parent/guardian and student shall be given the opportunity to conference within two school days.

At the conference, the student shall be informed of the reason for the disciplinary action and the evidence against him/her and shall be given the opportunity to present his/her version and evidence in his/her defense.

Absent an emergency situation, the conference must occur before the student is sent home on suspension.

No penalties may be imposed on a student for failure of the student's parent/guardian to attend a conference with school officials. Reinstatement of the suspended student shall not be contingent upon attendance by the student's parent or guardian at the conference.

**Notice to Parents/Guardians.** At the time that the decision is made to suspend a student, the Principal or designee shall make a reasonable effort to contact the student's parent/guardian by telephone or in person. Whenever a student is suspended, the parent/guardian shall also be notified in writing of the suspension, the reason for the suspension, the length of the suspension, the student's right to return to school at the end of the suspension, and any conditions for that return (i.e. a return conference with the parent/guardian) and the date of return following suspension. If school officials wish to ask the parent/guardian to confer regarding matters pertinent to the suspension, the notice may request that the parent/guardian respond to such requests without delay.

A copy of this notice will also be filed in the student's cumulative folder in the school.

***Suspension Time Limits/Recommendation for Expulsion.*** Suspensions, when not including a recommendation for expulsion, shall not exceed five consecutive school days per suspension. In calculating days of suspension, days served will not include days when school is not in session for students, including but not limited to school closure days, school holidays, spring break, and summer break. If the student leaves school on the day that the suspension was imposed, this day will be counted as part of the suspension if the student was denied class participation prior to 12 noon of that day. The suspension shall terminate at midnight on the day listed as the last day of the suspension.

Upon a recommendation of expulsion by the Principal or Principal's designee, the student and the student's parent/guardian or representative will be invited to a second conference to determine if the suspension for the student should be extended pending an expulsion hearing. This determination will be made by the Principal or designee upon either of the following determinations: (1) the student's presence will be disruptive to the education process; or (2) the student poses a threat or danger to others. Upon either determination, the student's suspension will be extended pending the results of an expulsion hearing.

Students who are suspended shall be excluded from all school and school-related activities unless otherwise agreed during the period of suspension.

#### AUTHORITY TO EXPEL

An expulsion is the permanent dismissal of a student from the Rocketship program. If an expulsion is approved, the parent/guardian has the responsibility to place the student in another school.

The full authority of the Rocketship governing Board of Directors ("the Board") to hear and conduct expulsions shall be granted to the Academic Affairs Committee, a committee of the Board. The Academic Affairs Committee shall consist of three board members. The Academic Affairs Committee may expel any student found to have committed an expellable offense as listed above.

Instead of conducting the hearing itself, the Academic Affairs Committee may appoint an impartial administrative panel of three or more persons, none of whom is a member of the Board or employed on the staff of the school in which the student is enrolled. The Academic Affairs Committee will pre-appoint a panel of at least five certificated Rocketship staff members, each from different Rocketship school sites. Should any of the persons appointed to the panel be employed by the staff of the school in which the student is enrolled, he/she will recuse him/herself from the proceedings.

#### EXPULSION PROCEDURES

***Hearing.*** Students recommended for expulsion are entitled to a hearing to determine whether the student should be expelled. The hearing shall be held within 20 school days after the Principal or designee determines that the student has committed an expellable offense, unless the student requests, in writing, that the hearing be postponed.

In the event an administrative panel hears the case, it will, within 10 days of the hearing, make a recommendation to the Academic Affairs Committee for a final decision whether or not to expel. The hearing shall be held in closed session unless the student makes a written request for a public hearing three days prior to the hearing.

Written notice of the hearing shall be forwarded to the student and the student's parent/guardian before the date of the hearing. Upon mailing the notice, it shall be deemed served upon the student. The notice shall include:

- The date and place of the expulsion hearing;
- A statement of the specific facts, charges and offenses upon which the proposed expulsion is based, along with a summary of the evidence against the student;
- A copy of Rocketship's disciplinary rules which relate to the alleged violation;
- Notification of the student's or parent/guardian's obligation to provide information about the student's status at the school to any other school district or school to which the student seeks enrollment;
- The opportunity for the student or the student's parent/guardian to appear in person or to employ and be represented by counsel or a non-attorney advisor;
- The right to inspect and obtain copies of all documents to be used at the hearing;
- The opportunity to confront and question all witnesses who testify at the hearing;
- The opportunity to question all evidence presented and to present oral and documentary evidence on the student's behalf including witnesses.

***Special Procedures for Expulsion Hearings Involving Sexual Assault or Battery Offenses.***

Rocketship may, upon a finding of good cause, determine that the disclosure of either the identity of the witness or the testimony of that witness at the hearing, or both, would subject the witness to an unreasonable risk of psychological or physical harm. Upon this determination, the testimony of the witness may be presented at the hearing in the form of a statement from the victim or witness, which shall be examined only by Rocketship or the hearing officer. Copies of these statements, edited to delete the name and identity of the witness, shall be made available to the student.

***Presentation of Evidence.*** While technical rules of evidence do not apply to expulsion hearings, evidence may be admitted and used as proof only if it is the kind of evidence on which reasonable persons can rely in the conduct of serious affairs. A recommendation by the Administrative Panel and decision by the Board to expel must be supported by a preponderance of the evidence that the student committed an expellable offense.

Findings of fact shall be based solely on the evidence at the hearing. While hearsay evidence is admissible, no decision to expel shall be based solely on hearsay and written declarations may be admitted as testimony from witnesses of whom the Board, Panel or designee determines that disclosure of their identity or testimony at the hearing may subject them to an unreasonable risk of physical or psychological harm.

The decision of the Administrative Panel shall be in the form of written findings of fact and shall be made within three school days following the conclusion of the hearing.

If the expulsion hearing panel decides not to recommend expulsion, the student shall be returned to his/her educational program or become subject to discipline or suspension in accordance with this policy.

***Written Notice to Expel.*** The Principal or designee, following a decision of the Board to expel, shall send written notice of the decision to expel, including the Board's adopted findings of fact, to the student or parent/guardian. This notice shall also include the following:

- notice of the specific offense committed by the student and

notice of the student's or parent/guardian's obligation to inform any new district in which the student seeks to enroll of the student's status with Rocketship.

**Right to Appeal.** The student/family shall have the right to appeal the decision to expel the student from Rocketship directly to the Academic Affairs Committee. If the Academic Affairs Committee made the final decision on the expulsion, the appeal shall go directly to the Executive Committee of the Board. The request to appeal must be made in writing and shall be submitted to the Academic Affairs Committee or Executive Committee within five business days of being made aware of the decision to expel the student. The appeal shall be heard by the Academic Affairs Committee or Executive Committee within 15 days of receipt of the appeal.

**Expelled Students/Alternative Education.** With the exception of students with disabilities under IDEA, students who are expelled shall be responsible for seeking alternative education programs including, but not limited to, programs within their school district of residence.

**Rehabilitation and Readmission.** At the time of the expulsion order, students who are expelled shall be given a rehabilitation plan, to be developed by the Academic Affairs Committee in conjunction with Rocketship staff, which may include, but is not limited to, periodic review as well as assessment at the time of review for readmission. The rehabilitation plan should include a date not later than one year from the date of expulsion when the student may be reviewed for readmission to a Rocketship school.

The decision to readmit a pupil or to admit a previously expelled pupil from another school, school district or charter school shall be in the sole discretion of the Board following a meeting with the Principal and the pupil and guardian or representative to determine whether the pupil has successfully completed the rehabilitation plan and to determine whether the pupil poses a threat to others or will be disruptive to the school environment. The Principal shall make a recommendation to the Board following the meeting regarding his or her determination. The pupil's readmission is also contingent upon Rocketship's capacity at the time the student seeks readmission.

#### PROCEDURES AND SPECIAL PROCEDURES FOR THE CONSIDERATION OF SUSPENSION AND EXPULSION OF STUDENTS WITH DISABILITIES

Rocketship shall immediately notify the Authorizer and coordinate the procedures for the discipline of any student with a disability who is suspended for more than 10 school days during a school year.

**Services During Suspension.** Students suspended for more than 10 school days in a school year shall continue to receive services so as to enable the student to continue to participate in the general education curriculum, although in another setting, and to progress toward meeting the goals set out in the child's IEP; and receive, as appropriate, a functional behavioral assessment or functional analysis, and behavioral intervention services and modifications, that are designed to address the behavior violation so that it does not recur. These services may be provided in an interim alternative educational setting.

**Procedural Safeguards/Manifestation Determination.** Within 10 school days of any decision to change the placement of a child with a disability because of a violation of a code of student conduct, a manifestation determination shall take place. "Change of Placement" includes a recommendation for expulsion or a cumulative removal of more than 10 school days in a school year.



If Rocketship, the parent, and relevant members of the IEP Team make the determination that the conduct was a manifestation of the child's disability, the IEP Team will (a) conduct a functional behavioral assessment or a functional analysis assessment, and implement a behavioral intervention plan for such child, provided that the school had not conducted such assessment prior to such determination before the behavior that resulted in a change in placement; (b) if a behavioral intervention plan has been developed, review the behavioral intervention plan if the child already has such a behavioral intervention plan, and modify it, as necessary, to address the behavior; and (c) return the child to the placement from which the child was removed, unless the parent and the school agree to a change of placement as part of the modification of the behavioral intervention plan.

If the school, the parent, and relevant members of the IEP team determine that the behavior was not a manifestation of the student's disability and that the conduct in question was not a result of the failure to implement the IEP, then the school may apply the relevant disciplinary procedures to children with disabilities in the same manner and for the same duration as the procedures would be applied to students without disabilities.

***Due Process Appeals.*** The parent of a child with a disability who disagrees with any decision regarding placement, or the manifestation determination, or the school believes that maintaining the current placement of the child is substantially likely to result in injury to the child or to others, may request an expedited administrative hearing through the Special Education Unit of the Office of Administrative Hearings.

When an appeal relating to the placement of the student or the manifestation determination has been requested by either the parent or the school, the student shall remain in the interim alternative educational setting pending the decision of the hearing officer or until the expiration of the 45 day time period provided for in an interim alternative educational setting, whichever occurs first, unless the parent and the school agree otherwise.

***Special Circumstances.*** Rocketship personnel may consider any unique circumstances on a case-by-case basis when determining whether to order a change in placement for a child with a disability who violates a code of student conduct. RSSP's Principal or designee may remove a student to an interim alternative educational setting for not more than 45 days without regard to whether the behavior is determined to be a manifestation of the student's disability in cases where a student: a) carries or possesses a weapon, as defined in 18 USC 930, to or at school, on school premises, or to or at a school function; (b) knowingly possesses or uses illegal drugs, or sells or solicits the sale of a controlled substance, while at school, on school premises, or at a school function; or (c) has inflicted serious bodily injury, as defined by 20 USC 1415(k)(7)(D), upon a person while at school, on school premises, or at a school function.

***Interim Alternative Educational Setting.*** The student's interim alternative educational setting shall be determined by the student's IEP team.

***Procedures for Students Not Yet Eligible for Special Education Services.*** A student who has not been identified as an individual with disabilities pursuant to IDEA and who has violated Rocketship's disciplinary procedures may assert the procedural safeguards granted under this administrative regulation only if Rocketship had knowledge that the student was disabled before the behavior occurred.

For more details, please see Section O of Rocketship's Suspension and Expulsion Policy, attached as Appendix 13. Rocketship's Suspension and Expulsion Policy shall serve as RSSP's policy and procedures for student suspension and expulsion and it may be amended from time to time without the need to amend the charter so long as the amendments comport with legal requirements. RSSP staff shall enforce disciplinary rules and procedures fairly and consistently among all students.

## ELEMENT K: STAFF RETIREMENT SYSTEM

*Governing Law: The manner by which staff members of the charter schools will be covered by the State Teachers' Retirement System, the Public Employees' Retirement System, or federal social security. -- California Education Code Section 47605(b)(5)(K)*

All full-time employees of Rocketship will participate in a qualified retirement plan. All full-time employees will be offered a 403(b) program with a 3% match from RSED. Full-time certificated teachers may also participate in the State Teachers' Retirement System ("STRS"), and all part-time employees and full-time non-certificated employees will participate in the federal social security system. Rocketship employees may have access to additional Rocketship-sponsored retirement plans according to policies developed by the board of directors and adopted as Rocketship employee policies. Rocketship Education's Human Resources team, in conjunction with the principal, ensures that appropriate arrangements for coverage have been made.

## ELEMENT L: ATTENDANCE ALTERNATIVES

Governing Law: *The public school attendance alternatives for pupils residing within the district who choose not to attend charter school. -- Education Code Section 47605(b)(5)(L)*

No student may be required to attend RSSP. Students who reside within the Alum Rock Union School District may attend other district schools or pursue an intra- or inter-district transfer in accordance with existing district enrollment and transfer policies.

Parents and guardians of each student enrolled in RSSP will be informed on admissions forms that the students have no right to admission in a particular school of any local education agency as a consequence of enrollment in the Charter School, except to the extent that such a right is extended by the local education agency.

## ELEMENT M: DESCRIPTION OF EMPLOYEE RIGHTS

*Governing Law: A description of the rights of any employee of the school district upon leaving the employment of the school district to work in a charter school, and of any rights of return to the school district after employment at a charter school.-- Education Code Section 47605(b)(5)(M)*

No public school district employee shall be required to work at Rocketship. Employees of the school district who choose to leave the employment of school district to work at Rocketship will have no automatic rights of return to the school district after employment by Rocketship unless specifically granted by the school district through a leave of absence or other agreement. Rocketship employees shall have any right upon leaving the school district to work at Rocketship that the school district may specify, any rights of return to employment in a school district after employment at Rocketship that the school district may specify, and any other rights upon leaving employment to work at Rocketship that the school district determines to be reasonable and not in conflict with any law.

All employees of RSSP will be considered the exclusive employees of Rocketship Education and not of the school district, unless otherwise mutually agreed in writing. Sick or vacation leave or years of service credit at the school district or any school district will not be transferred to Rocketship Education. Employment by Rocketship Education provides no rights of employment at any other entity, including any rights in the case of closure of RSSP.

## ELEMENT N: DISPUTE RESOLUTION PROCESS

*Governing Law: The procedures to be followed by the charter school and the entity granting the charter to resolve disputes relating to provisions of the charter.”*

*-California Education Code Section 47605(b)(5)(N)*

The intent of our dispute resolution process is to (1) resolve disputes within the Charter School pursuant to the Charter School’s policies, (2) minimize the oversight burden on the authorizer, and (3) ensure a fair and timely resolution to disputes.

The following process is proposed by RSSP to meet the requirements of Education Code Section 47605(b)(5)(N) with the understanding that RSSP may present revisions for Authorizer consideration and approval either as part of the MOU or as a revision to this charter.

The staff and governing board members of RSED and SCCOE agree to attempt to resolve all disputes regarding this charter pursuant to the terms of this section. All parties shall refrain from public commentary regarding any disputes until the matter has progressed through the dispute resolution process unless otherwise required by law.

All internal Rocketship disputes will be handled internally and will be governed by RSED’s adopted policies.

In the event of a dispute between RSSP and the authorizer, the staff and Board members of RSED and the authorizer agree to first frame the issue in written format (“dispute statement”) and refer the issue to the Superintendent of the County and the Principal of RSSP or designees. In the event that the authorizer believes that the dispute relates to an issue that could lead to revocation of the charter under Education Code Section 47607, RSSP requests that this be specifically noted in the written dispute statement, but is aware that the authorizer is not legally bound to do so. Nothing in this section is intended to impair the authority or ability of the authorizer to revoke the charter in accordance with the procedures detailed in Education Code Section 47607.

The Principal and Superintendent shall informally meet and confer in a timely fashion (no later than 10 school days from receipt of the dispute statement) to attempt to resolve the dispute. In the event that this informal meeting fails to resolve the dispute, both parties shall identify two members from their respective Boards who shall jointly meet with the Superintendent of the County and the Principal(s) of RSSP or designees and attempt to resolve the dispute. The joint meeting shall be held within 15 school days from the informal meeting.

If this joint meeting fails to resolve the dispute, the Superintendent and Principal(s) or designees shall jointly identify a neutral, third party mediator. The format of the mediation session shall be developed jointly by the Superintendent and the Principal(s) or designees. Mediation shall be held within 30 school days of the joint meeting. All dates or procedures within this section can be amended by written mutual agreement or necessity due to mediator scheduling. Each party shall bear its own costs of dispute resolution with the cost of the mediator being split equally amongst the Parties. If mediation fails, either Party will have been deemed to have exhausted the administrative remedies within this charter and may pursue any alternative legal options for resolution.

## ELEMENT P: CLOSURE OF THE SCHOOL

*Governing Law: A description of the procedures to be used if the charter school closes. The procedures shall ensure a final audit of the school to determine the disposition of all assets and liabilities of the charter school, including plans for disposing of any net assets and for the maintenance and transfer of public records. --Education Code Section 47605(b)(5)(P)*

The following procedures shall apply in the event RSSP closes. The following procedures apply regardless of the reason for closure.

Closure of RSSP shall be documented by official action of the RSED Board. The action shall identify the reason for closure. The official action will also identify an entity and person or persons responsible for closure-related activities.

The RSED Board will promptly notify parents and students of RSSP, the Santa Clara County Office of Education, RSSP's SELPA, the retirement systems in which RSSP's employees participate (e.g., Public Employees' Retirement System, State Teachers' Retirement System, and federal social security), and the California Department of Education of the closure as well as the effective date of the closure. This notice will also include the name(s) of and contact information for the person(s) to whom reasonable inquiries may be made regarding the closure; the students' school districts of residence; and the manner in which parents (guardians) may obtain copies of student records, including specific information on completed courses and credits that meet graduation requirements.

The Board will ensure that the notification to the parents and students of RSSP of the closure provides information to assist parents and students in locating suitable alternative programs. This notice will be provided promptly following the Board's decision to close RSSP.

The RSED Board will also develop a list of students in each grade level and the classes they have completed, together with information on the students' districts of residence, which they will provide to the entity responsible for closure-related activities. As allowable by the students' district of residence, RSSP shall transfer all appropriate student records to the districts of residence and shall otherwise assist students in transferring to their next school. If the district of residence will not store student records, RSSP will discuss an alternative arrangement with the district of residence and shall provide a copy for parents/guardians of the student record of their child prior to closure. All transfers of student records shall be made in compliance with the Family Educational Rights and Privacy Act ("FERPA"), 20 U.S.C. § 1232g.

All state assessment results, special education records, and personnel records will be transferred to and maintained by the entity responsible for closure-related activities in accordance with applicable law.

As soon as is reasonably practical, RSED shall prepare final financial records. RSED shall also have a State Controller-approved firm complete an independent audit within six months after closure. RSED shall pay for the final audit. The audit shall be prepared by a qualified Certified Public Accountant selected by RSSP and shall be provided to SCCOE promptly upon completion. The final audit will include an accounting of all financial assets, including cash and accounts receivable and an inventory of property, equipment, and other items of material value, an accounting of the liabilities, including accounts payable and any reduction in apportionments as a result of audit findings or other investigations, loans,

and unpaid staff compensation, and an assessment of the disposition of any restricted funds received by or due to RSSP.

RSED will complete and file any annual reports required pursuant to Education Code section 47604.33.

On closure of RSSP, all net assets of RSSP, including but not limited to all leaseholds, tangible and intangible personal property and all ADA apportionments and other revenues generated by students attending the Charter School, remain the sole property of Rocketship and upon dissolution of the corporation, shall be distributed in accordance with the Articles of Incorporation and applicable law upon dissolution. Any district property will be promptly returned upon RSSP closure to the district. The distribution shall include return of any grant funds and restricted categorical funds to their source in accordance with the terms of the grant or state and federal law, as appropriate, which may include submission of final expenditure reports for entitlement grants and the filing of any required Final Expenditure Reports and Final Performance Reports, as well as the return of any donated materials and property in accordance with any conditions established when the donation of such materials or property was accepted.

On closure, RSSP shall remain responsible for satisfaction of all liabilities arising from the operation of RSSP. RSSP will utilize reserve funds to undertake any expenses associated with the closure procedures identified above.



## BUSINESS OPERATIONS

*Governing Law: The petitioner or petitioners shall also be required to provide financial statements that include a proposed first year operational budget, including startup costs, and cash flow and financial projections for the first three years of operation. -- Education Code Section 47605(g)*

## BUDGETS AND CASH FLOW

Attached, as Appendix 1, please find the following documents:

- A projected multi-year budget;
- Cash flow and financial projections;
- A narrative describing the above.

These documents are based upon the best data available to the Petitioners at this time. The Alum Rock Union School District will owe in-lieu property tax payments to the Charter School pursuant to Education Code 47635, which provides, in relevant part:

(b) The sponsoring local educational agency shall transfer funding in lieu of property taxes to the charter school in monthly installments, by no later than the 15th of each month.

(1) For the months of August to February, inclusive, a charter school's funding in lieu of property taxes shall be computed based on the amount of property taxes received by the sponsoring local educational agency during the preceding fiscal year, as reported to the Superintendent for purposes of the second principal apportionment. A sponsoring local educational agency shall transfer to the charter school the charter school's estimated annual entitlement to funding in lieu of property taxes as follows:

(A) Six percent in August.

(B) Twelve percent in September.

(C) Eight percent each month in October, November, December, January, and February.

(2) For the months of March to June, inclusive, a charter school's funding in lieu of property taxes shall be computed based on the amount of property taxes estimated to be received by the sponsoring local educational agency during the fiscal year, as reported to the Superintendent for purposes of the first principal apportionment. A sponsoring local educational agency shall transfer to each of its charter schools an amount equal to one-sixth of the difference between the school's estimated annual entitlement to funding in lieu of property taxes and the amounts provided pursuant to paragraph (1). An additional one-sixth of this difference shall be included in the amount transferred in the month of March.

(3) For the month of July, a charter school's funding in lieu of property taxes shall be computed based on the amount of property

taxes estimated to be received by the sponsoring local educational agency during the prior fiscal year, as reported to the Superintendent for purposes of the second principal apportionment. A sponsoring local educational agency shall transfer to each of its charter schools an amount equal to the remaining difference between the school's estimated annual entitlement to funding in lieu of property taxes and the amounts provided pursuant to paragraphs (1) and (2).

(4) Final adjustments to the amount of funding in lieu of property taxes allocated to a charter school shall be made in February, in conjunction with the final reconciliation of annual apportionments to schools.

(5) Subdivision (a) and paragraphs (1) to (4), inclusive, do not apply for pupils who reside in, and are otherwise eligible to attend a school in, a basic aid school district, but who attend a charter school in a non-basic aid school district. With regard to these pupils, the sponsoring basic aid school district shall transfer to the charter school an amount of funds equivalent to the local control funding formula grant pursuant to Section 42238.02, as implemented by Section 42238.03, earned through average daily attendance by the charter school for each pupil's attendance, not to exceed the average property tax share per unit of average daily attendance for pupils residing and attending in the basic aid school district. The transfer of funds shall be made in not fewer than two installments at the request of the charter school, the first occurring not later than February 1 and the second not later than June 1 of each school year. Payments shall reflect the average daily attendance certified for the time periods of the first and second principal apportionments, respectively. The Superintendent may not apportion any funds for the attendance of pupils described in this subdivision unless the amount transferred by the basic aid district is less than the local control funding formula grant pursuant to Section 42238.02, as implemented by Section 42238.03, earned by the charter school, in which event the Superintendent shall apportion the difference to the charter school from state funds.

The attached budget assumes that these payments will be made timely by the District as required by Education Code 47635 and 42238.02. The program outlined in the petition is predicated, among other things, on the District meeting its obligation to provide in-lieu property tax payments in a timely fashion and the State of California maintaining at least the funding rates per pupil contained in the 2013-14 fiscal year budget.

## FINANCIAL REPORTING

Rocketship shall provide reports as required by Education Code Section 47604.33 as follows, and shall provide additional fiscal reports as requested by the Authorizer:

- By July 1, a preliminary budget for the current fiscal year.
- By July 1, an annual update required pursuant to Education Code Section 47606.5.
- By December 15, an interim financial report for the current fiscal year reflecting changes through October 31. Additionally, on December 15, a copy of the Charter School's annual, independent financial audit report for the preceding fiscal year shall be delivered to the County Office of Education, State Controller, and State Department of Education.
- By March 15, a second interim financial report for the current fiscal year reflecting changes through January 31.
- By September 15, a final unaudited report for the full prior year. The report submitted to the Authorizer shall include an annual statement of all the Charter School's receipts and expenditures for the preceding fiscal year.
- All attendance reports: 20 day, P-1, P-2 and annual.
- All additional reporting as agreed to, in writing, as part of an MOU between the Authorizer and Rocketship.

## INSURANCE

Rocketship shall acquire and finance general liability, workers compensation, and other necessary insurance of the types and in the amounts required for an enterprise of similar purpose and circumstance. SCCOE shall be named as an additional insured on all policies of the Charter School.

## ADMINISTRATIVE SERVICES

*Governing Law: The manner in which administrative services of the school are to be provided. -- Education Code Section 47605(g)*

Administrative services will be managed in-house and contracted with appropriately qualified and/or credentialed (as necessary) outside providers to address all administrative services. Please see above Element D for the role of Rocketship Education as the predominate provider of administrative services. We do not anticipate purchasing any services from the County, but we will fairly evaluate any offer of services from the County against any other offers for similar services from third party providers. Administrative services which we have experienced to be required for Rocketship include but are not limited to the following:

- Accounting and payroll management
- Cash flow management
- Contracts with charter authorizers
- Real estate financial management
- Securing and managing loans
- Federal grant writing and reporting
- Creation of the student management system used to keep student's daily, periodic, and annual academic results
- Human Resources
- Provide support on academic data analysis as necessary

- Develop best practices for school safety and other school procedures
- Provide ongoing consulting for the management of the Learning Lab
- Teacher recruiting

The Rocketship Education teams responsible for the above services will be staffed by industry experts who have experience providing services to existing Rocketship schools.

Selection of contractors includes a rigorous screening process. In the case where a contractor is paid for by federal funds, we follow all necessary federal compliance guidelines.

## FACILITIES

*Governing Law: The governing board shall require that the petitioner or petitioners provide information regarding...the facilities to be utilized by the school. -- California Education Code Section 47605(g).*

**Location.** RSSP is located at 2249 Dobern Avenue in the Mayfair neighborhood of San Jose, California. We plan to remain located at this site through the term of this renewal.

**Projected Cost, Type, and Financing Plan.** Rocketship conducts a rigorous facilities acquisition process to open its campuses. Historically, this process has resulted in working with Launchpad Development Company (Launchpad) to acquire the land and build Rocketship's schools.

Each of the facilities housing Rocketship's California schools was completed on-time and on budget, resulted in an average facility cost of ~18% of revenues for the school network for 2014/15 (Bay Area Region), prior to any lease-aid reimbursements available under California Proposition 39.

Rocketship budgets Facility Expenses based on lease payments determined by its real estate development partner based on the cost of each project. The Facility Expense is finalized and agreed to by both parties prior to project financing, and memorialized by an industry-standard lease document. The Facility Expense is comprised of normal and customary components of market rents including; project costs, property management fees, taxes, insurance, and reserves for replacement of capital items. This methodology results in market based rents for Rocketship.

Launchpad's financing plan for the development of the new schools and sites, absent the desired Prop 39 partnership, is one of three main options listed below. With these financing options, Launchpad has been able to complete all of its projects for Rocketship on time and within the approved project budget.

- New Market Tax Credits
- Tax Exempt Bond financing
- Bridge financing during the development and construction periods that will be taken out by tax exempt bond financing once the project is complete and has opened.

Launchpad successfully financed four of the ten permanent Rocketship campuses in the Bay Area with New Market Tax Credits, five projects by issuing long term tax exempt bonds, and one project through short term private financing that was ultimately refinanced with bonds. These transactions have resulted in the increased interest of local and national lenders as well as capital markets investors, providing confidence in the ability to finance the construction of new Rocketship schools moving forward. RSSP is financed through tax exempt bonds.

Access to local school bond and/or parcel tax proceeds would have a clear financial benefit for charter school operators and we hope collective efforts in the future will produce these results. Currently, we know of no school bond or parcel tax proceeds available for capital projects for charter schools. It is our understanding that Prop 1D and Prop 55 state bond monies set aside for charter school capital projects are currently fully allocated and there are numerous charter schools that have been allocated funds but have yet to identify and implement development and financing plans in order to receive the benefit of the funds allocated. Launchpad and Rocketship periodically and strategically maintain working relationships with CSFA; the entity overseeing the award of and distribution of state bond monies, and the investment bankers that assist CSFA with this distribution and awarding of Prop. 1D and Prop. 55 funds.

## IMPACT ON THE DISTRICT

*Governing Law: Potential civil liability effects, if any, upon the school, any school district where the charter school may operate and upon the school district -- Education Code Section 47605(g).*

RSSP is operated by RSED, a California non-profit public benefit corporation. This corporation is organized and operated exclusively for charitable purposes within the meaning of Section 501(c)(3) of the Internal Revenue Code and California Revenue and Taxation Code Section 23701d. The specific purposes for which the corporation is organized are for the operation of public charter schools for educational services in accordance with the Education Code Section 47600, *et seq.*

Pursuant to Education Code Section 47604(c), an entity that grants a charter to a charter school operated by or as a non-profit public benefit corporation shall not be liable for the debts or obligations of the charter school or for claims arising from the performance of acts, errors or omissions by the Charter School if the authority has complied with all oversight responsibilities required by law. The Rocketship Education Articles of Incorporation and Bylaws are attached as Appendix 11. Rocketship Education shall work diligently to assist the Authorizer in meeting any and all oversight obligations under the law, including monthly meetings, reporting, or other requested protocol to ensure the Authorizer shall not be liable for the operation of RSSP.

Further, RSED and the Authorizer shall enter into a memorandum of understanding or contract which shall provide for indemnification of the Authorizer by RSED. Insurance amounts will be determined by recommendation of the insurance company for schools of similar size, location, and type of program. The Authorizer shall be named an additional insured on the general liability insurance of RSSP.

The corporate bylaws of Rocketship Education and each of its schools shall provide for indemnification of the Rocketship Education and Rocketship Education Board of Directors, officers, agents, and employees, and Rocketship Education and Rocketship Board will purchase general liability insurance, Directors and Officers insurance, and fidelity bonding to secure against financial risks.

Rocketship Education and the Rocketship Education Board of Directors will institute appropriate risk management practices, including screening of employees, establishing codes of conduct for students, staff, and participating families, and procedures governing financial transactions and dispute resolution.

## CONCLUSION

By approving the renewal of this charter, the Santa Clara County of Education will be fulfilling the intent of the Charter Schools Act of 1992 to improve student learning; increase learning opportunities for all students, with special emphasis on expanded learning opportunities for all students who are identified as academically low-achieving; create new professional opportunities for teachers; provide parents and students with expanded choices in education; and be following the directive of law to encourage the creation of Charter Schools. The Petitioners are eager to work independently but cooperatively with the Authorizer to set the gold standard for charter schools. To this end, the Petitioners pledge to work cooperatively with the Authorizer to answer any concerns over this document and to present the District with the strongest possible proposal for establishment of a charter for a five-year term to begin July 1, 2018. In order to comply with rigorous Authorizer charter approval requirements, the Petitioners have attached a comprehensive series of detailed appendices. These appendices, with the exception of the Budget included as Appendix 1, are not intended to be incorporated by reference into the petition, but are provided to ensure that the Authorizer has a full and accurate understanding of the scope of the charter proposal and the means by which the Petitioners intend to achieve the academic results outlined in the charter.

Pursuant to Education Code section 47605(b) the chartering authority should be guided by the intent of the legislature that charter schools are and should become an integral part of the California educational system and that the establishment of charter schools should be encouraged. The governing board of the school district shall grant a charter for the operation of the school if it is satisfied the granting of the charter is consistent with sound educational practice. The governing board of a school district shall not deny a petition for the establishment of a charter school unless it makes written factual findings, specific to the particular petition, setting forth facts to support a finding that the charter petition's educational program is unsound, or the charter petitioners are unlikely to succeed, or the charter fails to include the appropriate number of signatures or affirmations, or the charter does not include a reasonably comprehensive description of all of the required elements.

Should this petition not be approved for renewal, the Petitioners will file an appeal with the California State Board of Education pursuant to Education Code Section 47605(j)(1), which provides that the county board must then "review the petition pursuant to subdivision (b)" of Section 47605.

# Appendix 1: Budget Narrative



**Appendix BO-1: Budget Narrative & Cash Flow Statement**

The Rocketship Sí Se Puede Academy Charter Renewal (“RSSP”) financial statements include a five year pro-forma annual budget and monthly cash flow statement (2016/17 – 2020/21).

**Students: Enrollment, Demographics and Average Daily Attendance**

Revenues for RSSP will depend on the number of students enrolled and their demographics. Based on historical data this budget assumes 59.4% English Learners (EL), 89.5% Free and Reduced Lunch (FRL), and an unduplicated population of 92.8%. The Average Daily Attendance (ADA) is the aggregate attendance of a school during a reporting period divided by the number of days school is in session during this period. These projections assume a 95% ADA percentage in 2016-17. To build in conservatism the following 4 years ADA % is projected at 94%. ADA is used to calculate many of the revenue sources.

The following table shows our projected enrollment and ADA.

**Table A: Enrollment & ADA**

	2016-17	2017-18	2018-19	2019-20	2020-21
<b>Enrollment &amp; ADA</b>					
<b>Projected Enrollment by Grade</b>					
Kindergarten	90	112	112	112	112
1st Grade	108	90	112	112	112
2nd Grade	90	108	90	112	112
3rd Grade	110	82	108	82	102
4th Grade	100	100	75	93	75
5th Grade	15	28	28	28	28
<b>Total</b>	<b>513</b>	<b>520</b>	<b>525</b>	<b>539</b>	<b>540</b>
<b>Average Daily Attendance</b>					
ADA %	95%	94%	94%	94%	94%
<b>Total</b>	<b>487</b>	<b>489</b>	<b>493</b>	<b>506</b>	<b>508</b>

Enrollment patterns and attrition rates are monitored very closely when creating enrollment targets for Rocketship schools each year. Higher attrition rates are often experienced in the 5th grade, due to students moving onto middle school charters that start with 5th grade. Rocketship encourages this choice for their families. In 2016-17, over 80% of returning 4<sup>th</sup> graders moved onto middle school charters. Should this pattern change, RSSP would increase enrollment in fifth grade to meet the increased demand.

**Revenues**

Factoring in all revenues at the school, per-pupil funding is over \$13,000/ADA at RSSP. Revenues are higher in 2016-17 due to one-time funding revenues. State revenue streams provide the largest source

of funding, constituting approximately 90% of charter school funding in California. All revenues are monitored throughout the year as the funding estimates are refined and recalculated.

**Table B: Summary of Projected Revenues**

	2016-17	2017-18	2018-19	2019-20	2020-21
<b>Summary of Revenue Programs (Thousands)</b>					
State Revenue	\$5,734	\$5,744	\$5,794	\$5,947	\$5,967
Federal Revenue	\$578	\$568	\$571	\$582	\$589
Local Revenue	\$24	\$33	\$22	\$16	\$22
Philanthropy	-	-	-	-	-
<b>Total Revenues</b>	<b>\$6,336</b>	<b>\$6,344</b>	<b>\$6,387</b>	<b>\$6,545</b>	<b>\$6,578</b>
<i>% of State Revenues</i>	90.5%	90.5%	90.7%	90.9%	90.7%
<i>Revenues per ADA</i>	<i>\$13,000</i>	<i>\$12,982</i>	<i>\$12,953</i>	<i>\$12,925</i>	<i>\$12,948</i>

**State Revenues**

State Revenues are estimated based on specific programs as identified below, with the majority of this funding dependent upon the annual state budget and the school’s student population.

**Table C: Projected State Revenues**

	2016-17	2017-18	2018-19	2019-20	2020-21
<b>State Revenues (Thousands)</b>					
LCFF - State Aide	\$3,200	\$3,344	\$3,677	\$4,062	\$4,075
In Lieu of Property Tax	\$949	\$973	\$981	\$1,008	\$1,011
Prop 30 EPA	\$625	\$576	\$278	-	-
Mandate Block Grant	\$8	\$7	\$7	\$7	\$7
California Lottery	\$88	\$88	\$89	\$92	\$92
State Lunch Reimbursements	\$33	\$33	\$33	\$34	\$34
After School Education and Safety Prog	\$113	\$113	\$113	\$113	\$113
SB740 Facilities Subsidy	\$366	\$367	\$370	\$380	\$381
One-Time Funding	\$110	-	-	-	-
SPED State Revenue	\$244	\$244	\$247	\$253	\$254
<b>Total State Revenue</b>	<b>\$5,734</b>	<b>\$5,744</b>	<b>\$5,794</b>	<b>\$5,947</b>	<b>\$5,967</b>

**Principal Apportionment**

The LCFF FCMAT calculator (2016-07-26-v17.2b) is used to determine the LCFF projections for each year of the pro-forma. For conservatism these projections assume a gap closure of 51.47% in 2016-17, 36.5% in 2017-18, and no increases thereafter. In addition, no COLA increases are assumed in 2016-17 and beyond. Projecting more conservative revenue assumptions prepares the schools financial situation for any potential economic downturn in the future.

The supplemental and concentration grant components of LCFF are calculated based on the unduplicated population of the school and district the school is located. Rocketship Sí Se Puede Academy is located in the Alum Rock Elementary School District, which has an unduplicated percentage of 89%. Therefore, RSSP qualifies for concentration grant funding.

Based on historical disbursements, these projections assume 20% of the principal apportionment to be disbursed through property taxes. Education Protection Account will account for 13% of LCFF funding in 2016-17, however, will be reduced in the following two years. By 2019-20 no funding will be disbursed via the Education Protection Account.

### **Lottery & Mandate Block Grant**

Lottery funding is based upon recent estimates provided by School Services of California. We project a total per student allocation of approximately \$181 per year. Funding is based on annual ADA. Lottery funds are mainly allocated for general purpose use with slightly over 20% of the funds restricted for instructional materials. Projections for the Mandate Block Grant are assumed at \$14/ADA.

### **Facilities Reimbursement (SB 740)**

The California School Finance Authority administers a program to assist with facilities rent and lease expenditures for charter schools that meet certain eligibility criteria. Eligible charter schools may receive reimbursement for facilities rent and lease costs in an amount of up to \$750 per unit of classroom-based average daily attendance (ADA), not to exceed 75 percent of their total annual facilities rent and lease costs. If there are insufficient funds to reimburse all eligible charter schools at the maximum level, the funding provided to each school will be reduced on a pro-rata basis.

To be eligible for reimbursement, a charter school site must be geographically located within the attendance area of a public elementary school in which at least 55 percent of the pupil enrollment is eligible for free or reduced-price meals, or serving a pupil population that meets or exceeds 55 percent eligibility for free and reduced-price meals. RSSP has far exceeded this percentage each year and thus qualified and received this funding in the past.

### **ASES & One-Time Funding**

RSSP has partnered with YMCA to run an after school program. This program has been funded by the After School Education and Safety Program for the last several years, and is assumed to continue to fund this program in the future. In 2016-17, the state provided one-time funding at ~\$200 per prior year ADA.

### **Special Education**

Rocketship provides special education services for all schools in its network, and works with the El Dorado County Special Education Local Planning Area (SELPA) to ensure resources are allocated across all schools to ensure compliant, efficient and effective delivery of services. RSSP's state special education funding includes general state aid of \$500/ADA. In addition to state special education funding, the revenue projection for RSSP also assumes \$125/ADA of federal special education funding. Federal funding is based off of previous year's ADA.

### **Federal Revenues**

As a direct-funded charter school, RSSP will apply for federal funds directly through the Consolidated Application process. Federal revenues are estimated based on specific programs identified below.

**Table D: Projected Federal Revenues**

	2016-17	2017-18	2018-19	2019-20	2020-21
<b><i>Federal Revenues (Thousands)</i></b>					
Title I	\$178	\$175	\$175	\$177	\$181
Title II	\$4	\$4	\$4	\$4	\$4
Title III	\$27	\$28	\$28	\$29	\$29
IDEA	\$69	\$61	\$61	\$62	\$63
National School Lunch Program	\$299	\$300	\$303	\$311	\$312
<b>Total Federal Revenue</b>	<b>\$578</b>	<b>\$568</b>	<b>\$571</b>	<b>\$582</b>	<b>\$589</b>

**Free and Reduced-Price Meal Eligibility**

The federally funded National School Lunch Program provides free and reduced-price meals for lunch and breakfast to eligible students, based on parent/guardian income levels. RSSP provides universal breakfast to all its students. For this budget, we assume that 88.5%, of our students will be eligible to receive federal funding reimbursements per meal per day for lunch meals. For operational purposes, we project that 70% of all students receive lunch, based on historical percentages. Additional receipts from paid student meals are included in the budget as local revenue. Food expenses for this program are shown below; serving staff expenses are included in classified salaries and benefits.

**Title I, II, & III**

Title I funding is used to improve the academic achievement of economically disadvantaged students. The funding is calculated based on the number of students qualifying for free and/or reduced meals. We conservatively project \$400 per identified pupil. Title II funding is used to improve the quality of teaching and principal leadership. These projections assume \$3,800/school each year. Finally, Title III funding is used for language instruction for limited English proficient and immigrant students. With a large portion of English Language Learner (ELL) students Title III funding is based off \$95 per ELL ADA.

**Expenditures**

The projected expenditures through 2020-2021 are shown below and are followed by a summary of assumptions for some of the larger expenses.

**Table E: Summary of Projected Expenses**

	2016-17	2017-18	2018-19	2019-20	2020-21
<b>Summary of Projected Expenses (Thousands)</b>					
Certificated Salaries	\$1,596	\$1,612	\$1,628	\$1,645	\$1,661
Classified Salaries	\$628	\$594	\$597	\$602	\$648
Employee Benefits	\$588	\$619	\$652	\$686	\$719
<b>Total Compensation</b>	<b>\$2,813</b>	<b>\$2,825</b>	<b>\$2,878</b>	<b>\$2,933</b>	<b>\$3,028</b>
Books & Supplies	\$322	\$323	\$330	\$335	\$335
Food Service	\$356	\$366	\$358	\$361	\$368
Other Operating Expenses	\$1,336	\$1,362	\$1,350	\$1,346	\$1,350
Professional Services	\$1,375	\$1,375	\$1,382	\$1,406	\$1,414
Interest & Capital Outlay	\$31	\$33	\$35	\$37	\$39
<b>Total Non-Comp</b>	<b>\$3,420</b>	<b>\$3,459</b>	<b>\$3,454</b>	<b>\$3,485</b>	<b>\$3,506</b>
<b>Total Expenses</b>	<b>\$6,233</b>	<b>\$6,284</b>	<b>\$6,332</b>	<b>\$6,419</b>	<b>\$6,534</b>

### **Salaries and Employee Benefits**

Total compensation costs (salary and benefits) remain relatively constant at just under half of total expenditures over the four years. "Compensation" includes the salary costs of all staff, including those who work full-time and part-time. Compensation also incorporates all staff benefits including social security, state teachers' retirement, Medicare, and workers' compensation.

RSSP's teacher staffing levels are based upon enrollment projections. In a traditional elementary school, if a teacher's homeroom class is receiving services from another teacher, the homeroom teacher does not instruct another class of students. Because RSSP teachers engage in a teaming approach they are able to teach more than one class of students each day. In addition, our students spend a portion of their day in the learning lab in groups. By using a teaming approach in conjunction with the learning lab, Rocketship is able to have an overall school-wide ratio of certificated teachers to students at 30:1, while maintaining an actual classroom ratio of certificated teachers to students at approximately 28:1.

As explained in the "Instructional Minutes Section" of Element A, Rocketship's unique rotational model and approach to instruction, which includes students spending a portion of their day in the Learning Lab, allows for students to receive instruction in core academic subjects at student/teacher ratios of about 28:1. Using our Kindergarten class, we can explain how those ratios are achieved. Table A of the Financial Narrative (Appendix BO-1) shows we will enroll 112 Kindergarten students in 2017-18. At any given time throughout the day, 28 of those students will be in the Learning Lab receiving additional practice in Math and Literacy at their current level of instruction through online learning, active reading, tutoring, and enrichment. Appendix BO-1, Table G, shows that we will hire three certificated Kindergarten teachers in 2017-18. The remaining 84 students will be split between those three teachers, receiving instruction in core academic subjects. This results in a classroom student/teacher ratio of 28:1.

In order to further understand the instructional and student: teacher ratios in the classroom (and overall), it is helpful to better understand the bell schedule and overall enrollment at RSSP. Initially, one may assume that with 112 students in a grade level (Appendix BO-1, Table A) and three credentialed teachers (Appendix BO-1, Table I) that the ratio is 37:1 or more during instructional time; however, that

is incorrect. To understand the correct ratio of instruction, it is helpful to further focus on this one specific grade level.

As described above, in Kindergarten in 2017-18, RSSP plans to enroll 112 students. This grade level will then be divided into four homerooms or cohorts of students ( $112/4=28$ ). These cohorts of students will then rotate to their separate classes and remain with the same homeroom of 28 students throughout the entire day. The first cohort of students will begin their day in their humanities class with their homeroom and are provided instruction at a 28:1 ratio with a credentialed teacher. This cohort of Rocketeers spends approximately 170 minutes in this classroom every day. At the same time, the second cohort of Rocketeers is also receiving instruction from a second credentialed teacher in a separate humanities classroom, again at a 28:1 ratio, and similar to the first cohort of students, they will spend 170 minutes in this classroom. The third cohort of students is in the Math/Science class with the third credentialed teacher (Appendix BO-1, Table G) within this grade level, again at a 28:1 ratio. This cohort of students will spend 85 minutes in this class. The final cohort of students are in the Learning Lab at a 28:1 ratio as well with an Individualized Learning Specialist, a highly qualified tutor, that guides this class through online learning, tutoring, active reading.

After 85 minutes, the third and fourth cohort of kindergarten students will then switch classroom spaces (third homeroom of students goes to the Learning Lab with the ILS and fourth homeroom of students goes to Math/Science). Again, they will remain in their same homerooms and maintain the ratio of 28:1. This completes the first half of the school day for these students.

After completing these classes and 170 minutes of instruction, the entire grade level will then rotate. After this total of 170 minutes across the grade level, the first and second cohorts will then remain in their homerooms, but each will move to either Math/Science and the other cohort will go to Learning Lab for their separate 85 minute blocks. The third and fourth homeroom classes will at that same time then rotate to their humanities classes and spend 170 minutes in these spaces with the same credentialed teachers that instructed the first and second homerooms of students at the beginning of the day.

It is through this 'rotational model' that RSSP will be able to ensure that student: teacher ratios remain at a level of 28:1 throughout the school day as well as ensuring that students, teachers, and families are able to build deep relationships and learning communities by remaining with the same homeroom of students throughout the day and year.

The Rocketship instructional model employs a mix of qualified instructional staff including teachers and tutors (Individualized Learning Specialists or "ILS") in each school. All of these positions are engaged in full-time student instruction, some providing group instruction in the classroom, and others providing personalized instruction, with students rotating to different subject areas during the day. This unique structure means that while instruction is being delivered, there are never more than 28 students working with a certificated teacher. As students matriculate to older grades RSSP allows for some natural attrition to bring these class sizes down. In terms of ratios, as shown below in Table F, the ratio of instructional staff to students is 23:1. Also shown is a table showing planned staffing level across the school, along with a table following that provides detailed staffing projections on a grade-by-grade level.

**Table F: Teacher - Instructional Staff Ratio**

	2016-17	2017-18	2018-19	2019-20	2020-21
<b><i>Instructional Staff Ratio</i></b>					
Total Enrollment	513	520	525	539	540
Teachers	16	16	16	16	16
Tutors	3	3	3	3	4
Special Education Teachers	2	2	2	2	2
Para-Professionals	2	2	2	2	2
<b>Total Instructional Staff</b>	<b>23</b>	<b>23</b>	<b>23</b>	<b>23</b>	<b>24</b>
<i>Student : Instructional Staff Ratio</i>	22	23	23	23	23

Teachers at RSSP will be supported by a Principal and two Assistant Principals. Additionally, RSSP will have support staff to assist with operations and personalized learning within the Learning Lab. Special Education staffing is based on comparable special education populations found in neighboring Rocketship schools, at approximately 7 percent.

The staffing tables associated with our financial projections are shown below:

**Table G: Staffing Model**

	2016-17	2017-18	2018-19	2019-20	2020-21
<b>Staffing Model</b>					
<b>Instructional Staff</b>					
<b>Teachers</b>					
Kindergarten	3.0	3.0	3.0	3.0	3.0
1st Grade	3.0	3.0	3.0	3.0	3.0
2nd Grade	3.0	3.0	3.0	3.0	3.0
3rd Grade	3.0	3.0	3.0	3.0	3.0
4th Grade	3.0	3.0	3.0	3.0	3.0
5th Grade	1.0	1.0	1.0	1.0	1.0
Special Education Specialists	2.0	2.0	2.0	2.0	2.0
<b>Total Teachers</b>	<b>18.0</b>	<b>18.0</b>	<b>18.0</b>	<b>18.0</b>	<b>18.0</b>
<b>Tutors/Para-Professionals</b>					
Kindergarten	-	1.0	1.0	1.0	1.0
1st Grade	1.0	-	1.0	1.0	1.0
2nd Grade		1.0	-	1.0	1.0
3rd Grade	1.0	-	1.0	-	1.0
4th Grade	1.0	1.0	-	-	-
5th Grade	-	-	-	-	-
Para-Professional	2.0	2.0	2.0	2.0	2.0
<b>Total Tutors/Para-Professionals</b>	<b>5.0</b>	<b>5.0</b>	<b>5.0</b>	<b>5.0</b>	<b>6.0</b>
<b>Total Instructional Staff</b>	<b>23.0</b>	<b>23.0</b>	<b>23.0</b>	<b>23.0</b>	<b>24.0</b>
<b>Non-Instructional Staff</b>					
<b>School Leaders</b>					
Principal	1.0	1.0	1.0	1.0	1.0
Assistant Principal	2.0	2.0	2.0	2.0	2.0
<b>Total School Leaders</b>	<b>3.0</b>	<b>3.0</b>	<b>3.0</b>	<b>3.0</b>	<b>3.0</b>
<b>Other Non-Instructional Staff</b>					
Office Manager	1.0	1.0	1.0	1.0	1.0
Business Operations Manager	1.0	1.0	1.0	1.0	1.0
Enrichment Coordinators	3.0	3.0	3.0	3.0	3.0
Psychologist	0.3	0.3	0.3	0.3	0.3
Speech Language Pathologist	0.5	0.5	0.5	0.5	0.5
Part-time Support Staff (Est. as FTE)	4.9	5.0	4.9	5.0	5.0
<b>Total Other Non-Instructional Staff</b>	<b>10.8</b>	<b>10.8</b>	<b>10.8</b>	<b>10.8</b>	<b>10.8</b>
<b>Total Non-Instructional Staff</b>	<b>13.8</b>	<b>13.8</b>	<b>13.8</b>	<b>13.8</b>	<b>13.8</b>
<b>Total Staffing</b>	<b>36.8</b>	<b>36.8</b>	<b>36.8</b>	<b>36.8</b>	<b>37.8</b>

The average salary & wage structure for key staff positions are listed in Table H.

**Table H: Average Budgeted Salary by Position**



	2016-17	2017-18	2018-19	2019-20	2020-21
<b>Average Budgeted Salary by Position</b>					
<b>Instructional Positions</b>					
Teachers (incl. Special Ed Teachers)	\$67,575	\$68,251	\$68,933	\$69,623	\$70,319
Tutors/Para-Professionals	\$34,560	\$34,906	\$35,255	\$35,607	\$35,963
<b>Non-Instructional Positions</b>					
Principal	\$124,500	\$125,745	\$127,002	\$128,272	\$129,555
Assistant Principal	\$92,000	\$92,920	\$93,849	\$94,788	\$95,736
Office Manager	\$65,500	\$66,155	\$66,817	\$67,485	\$68,160
Business Operations Manager	\$82,500	\$83,325	\$84,158	\$85,000	\$85,850
Psychologist	\$80,000	\$80,800	\$81,608	\$82,424	\$83,248
Speech Language Pathologist	\$90,000	\$90,900	\$91,809	\$92,727	\$93,654

**Table I: Employee Benefits**

	2016-17	2017-18	2018-19	2019-20	2020-21
<b>Employee Benefits (Thousands)</b>					
Medical / Dental / Vision	\$233	\$233	\$233	\$233	\$240
Workers Compensation	\$33	\$33	\$33	\$34	\$35
Medicare	\$32	\$32	\$32	\$33	\$33
Social Security / FICS	\$39	\$37	\$37	\$37	\$40
STRS Retirement	\$201	\$233	\$265	\$298	\$317
403(b) Match	\$22	\$22	\$22	\$22	\$23
PTO Payout	\$28	\$29	\$29	\$29	\$30
<b>Total Benefits</b>	<b>\$588</b>	<b>\$619</b>	<b>\$652</b>	<b>\$686</b>	<b>\$719</b>

The above table lists the total projected annual employer costs for all employee benefits, on a year-by-year basis. RSSP's employees participate in some combination of State Teachers' Retirement, Social Security, Medicare, and workers' compensation depending on position. For full-time certificated employee who participate in the State Teachers' Retirement System (and not in the Federal Social Security system), the employer contribution is expected to increase to 19.1% by 2020-21. Other employee benefits include health care insurance to employees who are scheduled to work at least 30 hours per week.

**Table J: Books, Supplies, and Food**

	2016-17	2017-18	2018-19	2019-20	2020-21
<b>Books &amp; Supplies (Thousands)</b>					
Curriculum	\$110	\$111	\$111	\$111	\$111
Instructional Supplies	\$109	\$108	\$107	\$106	\$106
Non-Instructional Supplies	\$7	\$13	\$14	\$15	\$15
Software Programs (Admin & Assessment)	\$27	\$28	\$27	\$28	\$28
Student Computer Equipment	\$28	\$28	\$26	\$26	\$27
Other Non-Cap. Equipment & Furniture	\$41	\$35	\$45	\$50	\$49
<b>Total Books &amp; Supplies</b>	<b>\$322</b>	<b>\$323</b>	<b>\$330</b>	<b>\$335</b>	<b>\$335</b>
<b>Food Service (Thousands)</b>					
Student Food Services	\$356	\$366	\$358	\$361	\$368
<b>Total Food Service</b>	<b>\$356</b>	<b>\$366</b>	<b>\$358</b>	<b>\$361</b>	<b>\$368</b>

Many of the core programming cost projections are based upon a per pupil allotment, such as food, instructional supplies, textbooks, and some assessments. With technology an innovative component of our school model, schools spend approximately \$40,000 on online-learning curricula each year for use in the learning labs. Chromebooks are projected based on new student enrollment and pre-determined life-cycle for existing equipment. The budget assumes a 2.5:1 student to Chromebook ratio, with a 33% breakage rate.

**Table K: Other Discretionary Expenses**

	2016-17	2017-18	2018-19	2019-20	2020-21
<b>Other Operating Expenses (Thousands)</b>					
Travel & Conferences	\$56	\$81	\$69	\$65	\$67
Dues & Memberships	\$8	\$8	\$8	\$8	\$8
Communications	\$28	\$28	\$28	\$28	\$29
Insurance	\$14	\$14	\$14	\$14	\$14
Utilities	\$68	\$68	\$68	\$68	\$68
Copier Leases	\$58	\$58	\$58	\$58	\$58
Facility Maintenance & Repairs	\$73	\$73	\$73	\$73	\$73
Facility Lease Expense	\$1,032	\$1,032	\$1,032	\$1,032	\$1,032
<b>Total Other Operating Expenses</b>	<b>\$1,336</b>	<b>\$1,362</b>	<b>\$1,350</b>	<b>\$1,346</b>	<b>\$1,350</b>

Many of the operating cost projections are based upon historical averages experienced at RSSP, such as communication costs, utility and copier lease costs. Communications costs include student mailings and telecommunication costs. These costs have been projected based on historical experience at RSSP. Costs for insurance are an enrollment-based allocation of Rocketship's overall schools commercial insurance package.

*Facility Lease Expense*

Traditional public schools have a significant cost advantage for facilities costs when compared to charter schools for several reasons: (a) much of the facility costs in existing traditional public schools are based on schools that were built many years ago when costs for land and buildings were significantly less than the cost of land acquisition and construction that Rocketship schools are forced to pay; (b) Rocketship is obligated to finance its own buildings and land and is not permitted to access low-cost state financing like traditional public schools nor to access additional sources like parcel taxes to offset costs; and (c) most of Rocketship’s schools are built in high-density areas rather than on land that was previously used for other, less congested (e.g. agricultural) purposes.

Rocketship’s lease expense line item is determined based on a number of facility-related components including:

- Debt service, covering land acquisition and construction
- Ground leases, when required
- Taxes & insurance
- Maintenance and cap-ex reserves
- Property management fees

The financial projections for RSSP include a lease cost of approximately \$1M. SB740 is a restricted revenue source and only used to cover RSSP’s lease expense. As shown in Table L this revenue stream relieves close to 40% of this cost for the school.

**Table L: SB740 Impact**

	2016-17	2017-18	2018-19	2019-20	2020-21
<b>SB740 Impact (Thousands)</b>					
SB740 Revenue	\$366	\$367	\$370	\$380	\$381
Lease Expense	\$1,032	\$1,032	\$1,032	\$1,032	\$1,032
<i>SB740 Relief</i>		36%	36%	37%	37%
<i>Actual Lease Burden to School</i>	\$667	\$666	\$662	\$652	\$651

Expenses in this next section are primarily based on preliminary negotiations with prospective service providers or based on historical amounts at RSSP. We make note of items below as needed to explain our budgeting assumptions.

**Table M: Professional Services**

	2016-17	2017-18	2018-19	2019-20	2020-21
<b>Professional Services (Thousands)</b>					
Professional Development	\$67	\$68	\$69	\$69	\$69
SPED Consultants	\$27	\$31	\$29	\$28	\$30
Other Consultants	\$13	\$13	\$13	\$13	\$13
IT Support	\$30	\$30	\$30	\$30	\$30
Custodial Services	\$62	\$62	\$62	\$62	\$62
Health & Testing	\$3	\$3	\$3	\$3	\$3
After School Program	\$113	\$113	\$113	\$113	\$113
Substitutes	\$41	\$44	\$44	\$44	\$45
Field Trips	\$43	\$33	\$33	\$33	\$33
Other Services	\$38	\$38	\$38	\$38	\$38
Authorizer Oversight	\$48	\$49	\$49	\$51	\$51
SPED Admin Fee	\$13	\$12	\$12	\$13	\$13
Central Office Allocation Fee	\$880	\$880	\$887	\$911	\$915
<b>Total Professional Services</b>	<b>\$1,375</b>	<b>\$1,375</b>	<b>\$1,382</b>	<b>\$1,406</b>	<b>\$1,414</b>

#### *Professional Development*

Professional development includes both certification costs and costs for other professional development of administrators, teachers, and staff.

#### *SPED Consultants*

Special Education Consultant costs include additional service provider costs, such as occupational therapy services to RSSP's students with IEPs. These costs are based on historical experience at RSSP.

#### *After School Program*

The After School Program and Safety Grant covers the majority of RSSP's After School Program. YMCA covers the remaining cost of the program.

#### *Substitute Teacher Costs*

Teacher substitute provisions are included for both projected sick and personal leave as well as for professional staff development leave. Ten days per year per teacher FTE are projected for all forms of leave. For each day of leave per teacher FTE, \$250 has been assumed for teacher substitute provisions. Projections estimate substitutes will be needed for 60% of paid time off. Estimates are based off of historical experience of Rocketship's existing schools. Included in this line-item are proctoring costs for CELDT testing, based on historical data at RSSP.

#### *Field Trips*

Schools are budgeted \$5,500/grade for field trips; these costs have been projected based on historical experience at RSSP.

#### *Other Services*

The budget line item for "Other Services" includes the following external expenses: audit fees, security services, relocation costs, parent and staff appreciation.

#### *Authorizer Oversight & SELPA Admin Fee*

Authorizer oversight is the fee charged by each charter authorizer. We assume 1 percent of principal apportionment revenue is budgeted for all our Rocketship schools in the Bay Area. As a member of the El Dorado County SELPA, RSSP is charged a 4 percent fee of special education revenue.

#### *Central Office Expense Allocation Fee*

Rocketship's model is highly centralized. Many services that benefit the school, and that are typically provided directly at the school in a traditional public school environment, are provided by Rocketship's central office. This structure allows school leaders to focus their time and energy on instruction and student/parent engagement and provides more efficient and effective centralized delivery of various support services. These centralized services include, but are not limited to:

#### Programmatic Services:

- Curriculum & Assessment
- Instructional Leadership
- Recruitment
- Lottery Management
- Student Data Analysis
- Parent & Community Engagement

#### Operational Services:

- Payroll
- Accounting & Financial Reporting
- Procurement
- Human Resources
- Legal Support
- IT Support
- Operational Policy Support
- Authorizer Relations

To cover the cost of these services schools are charged 15% revenue which is transferred to the central office (Note some reimbursed revenues are not included, i.e. Lunch revenues).

#### **Other Outgo**

RSSP will invest in capital upgrades and investments in each year. The proposed budget for these capital upgrades is assumed at approximately \$150,000/year. Should other needs arise at RSSP this budget may be shifted to address new initiatives. The engagement through our LCAP process will help to identify such initiatives and/or facility improvements.

#### **Ending Cash Balance**

RSSP will maintain a cash balance reserve between 32% and 37% over the next five years. This will be preserved for any economic uncertainty during that period. The projected reserves will be monitored

constantly and adjusted and refined as decisions and updates are provided relative to state funding amounts as well as when refinements or updates are made to the projected spending plan for the school. As illustrated in the table below, RSSP is expected to maintain a significant positive net ending cash balance reserve.

**Table N: Statement of Activities & Reserve Balance**

	2016-17	2017-18	2018-19	2019-20	2020-21
<b>Statement of Activities (Thousands)</b>					
<b>Revenues</b>					
State Revenue	\$5,734	\$5,744	\$5,794	\$5,947	\$5,967
Federal Revenue	\$578	\$568	\$571	\$582	\$589
Local Revenue	\$24	\$33	\$22	\$16	\$22
Grants & Fundraising	-	-	-	-	-
<b>Total Revenues</b>	<b>\$6,336</b>	<b>\$6,344</b>	<b>\$6,387</b>	<b>\$6,545</b>	<b>\$6,578</b>
<b>Expenses</b>					
Certificated Salaries	\$1,596	\$1,612	\$1,628	\$1,645	\$1,661
Classified Salaries	\$628	\$594	\$597	\$602	\$648
Employee Benefits	\$588	\$619	\$652	\$686	\$719
Books & Supplies	\$322	\$323	\$330	\$335	\$335
Food Service	\$356	\$366	\$358	\$361	\$368
Other Operating Expenses	\$1,336	\$1,362	\$1,350	\$1,346	\$1,350
Professional Services	\$1,375	\$1,375	\$1,382	\$1,406	\$1,414
Interest & Capital Outlay	\$31	\$33	\$35	\$37	\$39
<b>Total Expenses</b>	<b>\$6,233</b>	<b>\$6,284</b>	<b>\$6,332</b>	<b>\$6,419</b>	<b>\$6,534</b>
<b>Increase/Decrease of Net Assets</b>	<b>\$103</b>	<b>\$61</b>	<b>\$55</b>	<b>\$126</b>	<b>\$44</b>
Beginning Balance	\$2,266	\$2,318	\$2,259	\$2,197	\$2,241
Ending Balance	\$2,318	\$2,259	\$2,197	\$2,241	\$2,135
<b>Reserve Balance (% of Expenditures)</b>	<b>37.2%</b>	<b>35.9%</b>	<b>34.7%</b>	<b>34.9%</b>	<b>32.7%</b>

**Cash Flow**

**Revenues**

Since revenues are disbursed from multiple sources at different times, projecting cash flow is a top priority for all Rocketship schools. The greatest cash flow challenge is predicting the flow of federal and state revenue sources. California law identifies the percentage of a school’s general purpose funds to be paid at specified dates. The California Department of Education (CDE) disburses state aide on a 5-9-9 schedule.

*Principal Apportionment*

The principal apportionment comes from a combination of three sources: In Lieu Property Taxes, State Aid, and Education Protection Account. The district where the school is located pays the Charter School an In Lieu Property Tax amount per (ADA). In most cases this takes place on or before the 15<sup>th</sup> of each

month from August through July. State Aid is due from the state on or before the end of the month and is paid monthly from July to June on a 5-5-9 schedule. The Economic Protection Account flows quarterly in September, December, March and June.

#### **California Lottery**

State Lottery payments, paid according to the prior year's ADA, are projected to be disbursed in January (25%), April (25%) and October (50%).

#### **Title Funding**

Title payments are projected to be paid in January (25%), April (25%), and April (50%).

#### **Free and Reduced Meals Program**

Payments are made after RSSP files a reimbursement claim. Claims are generally filed monthly and the payment schedule is generally within 45 to 60 days after the claim is filed. This means that revenue for Free and Reduced Meals generally lag expenses by a month.

#### **Loan Proceeds and Repayment of Debt Principal**

RSSP does not assume any debt obligations during this time period.

#### **Expenditure**

The most significant areas of RSSP's cost structure are primarily staff compensation and facilities related expenses, which are generally paid evenly throughout the year. The vast majority of the curriculum and supply costs are front-loaded to the beginning of the school year.

## Cash Flow Summary

RSSP — Summary Cash Flow Projections												
2016-17	Jul	Aug	Sep	Oct	Nov	Dec	Jan	Feb	Mar	Apr	May	Jun
<b>Beginning Cash Balance</b>	2,266,286	1,872,760	1,521,814	1,644,324	1,846,535	1,752,243	1,865,982	2,057,046	1,962,753	2,068,774	2,261,669	2,157,376
Total Receipts	455,302	251,234	650,658	717,826	421,322	629,354	706,679	421,322	621,636	708,510	421,322	539,584
Total Disbursements	(789,219)	(542,572)	(528,147)	(515,615)	(515,615)	(515,615)	(515,615)	(515,615)	(515,615)	(515,615)	(515,615)	(448,689)
Other Disbursements / Financing	(59,609)	(59,609)	-	-	-	-	-	-	-	-	-	-
Change in Cash	(393,526)	(350,947)	122,511	202,211	(94,293)	113,739	191,064	(94,293)	106,021	192,895	(94,293)	150,895
<b>Ending Cash Balance</b>	<b>1,872,760</b>	<b>1,521,814</b>	<b>1,644,324</b>	<b>1,846,535</b>	<b>1,752,243</b>	<b>1,865,982</b>	<b>2,057,046</b>	<b>1,962,753</b>	<b>2,068,774</b>	<b>2,261,669</b>	<b>2,167,376</b>	<b>2,318,271</b>
2017-18	Jul	Aug	Sep	Oct	Nov	Dec	Jan	Feb	Mar	Apr	May	Jun
<b>Beginning Cash Balance</b>	2,318,271	1,972,997	1,612,044	1,734,089	1,849,764	1,767,125	1,835,421	2,037,867	1,955,227	2,016,701	2,211,889	2,129,250
Total Receipts	290,836	260,457	654,460	635,536	437,221	588,158	722,306	437,221	581,335	715,049	437,221	531,335
Total Disbursements	(561,110)	(546,410)	(532,414)	(519,861)	(519,861)	(519,861)	(519,861)	(519,861)	(519,861)	(519,861)	(519,861)	(452,004)
Other Disbursements / Financing	(75,000)	(75,000)	-	-	-	-	-	-	-	-	-	-
Change in Cash	(345,274)	(360,953)	122,045	115,675	(82,640)	68,297	202,445	(82,640)	61,474	195,188	(82,640)	129,331
<b>Ending Cash Balance</b>	<b>1,972,997</b>	<b>1,612,044</b>	<b>1,734,089</b>	<b>1,849,764</b>	<b>1,767,125</b>	<b>1,835,421</b>	<b>2,037,867</b>	<b>1,955,227</b>	<b>2,016,701</b>	<b>2,211,889</b>	<b>2,129,250</b>	<b>2,258,580</b>
2018-19	Jul	Aug	Sep	Oct	Nov	Dec	Jan	Feb	Mar	Apr	May	Jun
<b>Beginning Cash Balance</b>	2,258,580	1,927,535	1,579,173	1,653,011	1,795,763	1,739,761	1,760,139	1,991,113	1,935,111	1,948,647	2,171,778	2,115,777
Total Receipts	310,468	277,947	610,051	666,141	467,388	543,768	754,363	467,388	536,926	746,521	467,388	536,926
Total Disbursements	(566,514)	(551,309)	(536,213)	(523,390)	(523,390)	(523,390)	(523,390)	(523,390)	(523,390)	(523,390)	(523,390)	(455,949)
Other Disbursements / Financing	(75,000)	(75,000)	-	-	-	-	-	-	-	-	-	-
Change in Cash	(331,046)	(348,361)	73,838	142,751	(56,001)	20,378	230,973	(56,001)	13,536	223,131	(56,001)	30,976
<b>Ending Cash Balance</b>	<b>1,927,535</b>	<b>1,579,173</b>	<b>1,653,011</b>	<b>1,795,763</b>	<b>1,739,761</b>	<b>1,760,139</b>	<b>1,991,113</b>	<b>1,935,111</b>	<b>1,948,647</b>	<b>2,171,778</b>	<b>2,115,777</b>	<b>2,136,753</b>
2019-20	Jul	Aug	Sep	Oct	Nov	Dec	Jan	Feb	Mar	Apr	May	Jun
<b>Beginning Cash Balance</b>	2,196,753	1,878,074	1,543,841	1,578,623	1,753,864	1,728,566	1,710,170	1,978,001	1,952,703	1,927,405	2,186,025	2,150,727
Total Receipts	330,013	299,710	578,219	705,634	505,094	511,997	798,223	505,094	505,094	789,013	505,094	505,094
Total Disbursements	(573,692)	(558,944)	(543,438)	(530,393)	(530,393)	(530,393)	(530,393)	(530,393)	(530,393)	(530,393)	(530,393)	(425,178)
Other Disbursements / Financing	(75,000)	(75,000)	-	-	-	-	-	-	-	-	-	-
Change in Cash	(318,679)	(334,233)	34,781	175,241	(25,298)	(18,395)	267,831	(25,298)	(25,298)	258,621	(25,298)	79,917
<b>Ending Cash Balance</b>	<b>1,878,074</b>	<b>1,543,841</b>	<b>1,578,623</b>	<b>1,753,864</b>	<b>1,728,566</b>	<b>1,710,170</b>	<b>1,978,001</b>	<b>1,952,703</b>	<b>1,927,405</b>	<b>2,186,025</b>	<b>2,160,727</b>	<b>2,240,644</b>
2020-21	Jul	Aug	Sep	Oct	Nov	Dec	Jan	Feb	Mar	Apr	May	Jun
<b>Beginning Cash Balance</b>	2,240,644	1,878,727	1,536,285	1,563,735	1,736,544	1,703,912	1,678,369	1,940,790	1,908,159	1,875,528	2,131,291	2,098,660
Total Receipts	333,229	300,713	580,476	712,791	507,351	514,439	802,403	507,351	507,351	795,746	507,351	507,351
Total Disbursements	(620,146)	(568,155)	(553,026)	(539,982)	(539,982)	(539,982)	(539,982)	(539,982)	(539,982)	(539,982)	(539,982)	(471,409)
Other Disbursements / Financing	(75,000)	(75,000)	-	-	-	-	-	-	-	-	-	-
Change in Cash	(361,917)	(342,442)	27,450	172,809	(32,631)	(25,543)	262,421	(32,631)	(32,631)	255,764	(32,631)	35,941
<b>Ending Cash Balance</b>	<b>1,878,727</b>	<b>1,536,285</b>	<b>1,563,735</b>	<b>1,736,544</b>	<b>1,703,912</b>	<b>1,678,369</b>	<b>1,940,790</b>	<b>1,908,159</b>	<b>1,875,528</b>	<b>2,131,291</b>	<b>2,098,660</b>	<b>2,134,601</b>



2016 – 2017 Cash Flow

RSSP — 2016-17 Cash Flow Worksheet

	Jul 2016	Aug 2016	Sep 2016	Oct 2016	Nov 2016	Dec 2016	Jan 2017	Feb 2017	Mar 2017	Apr 2017	May 2017	Jun 2017	Total 2016-17
<b>Beginning Cash Balance</b>	<b>2,266,286</b>	<b>1,872,760</b>	<b>1,521,814</b>	<b>1,644,324</b>	<b>1,846,535</b>	<b>1,752,243</b>	<b>1,865,982</b>	<b>2,057,046</b>	<b>1,962,753</b>	<b>2,068,774</b>	<b>2,261,669</b>	<b>2,167,376</b>	
<b>REVENUES</b>													
<b>State Programs</b>													
LCFF - State Aide	159,976	159,976	287,957	287,957	287,957	287,957	287,957	287,957	287,957	287,957	287,957	287,957	3,199,523
In Lieu of Property Taxes	-	79,074	79,074	79,074	79,074	79,074	79,074	79,074	79,074	79,074	79,074	79,074	869,814
Prop 30 EPA	-	-	156,211	-	-	156,211	-	-	156,211	-	-	156,211	624,843
Mandate Block Grant	-	-	-	-	-	7,718	-	-	-	-	-	-	7,718
California Lottery	-	-	-	-	-	-	22,053	-	-	22,053	-	-	44,105
<b>Total State Programs</b>	<b>159,976</b>	<b>239,050</b>	<b>523,242</b>	<b>367,031</b>	<b>367,031</b>	<b>530,960</b>	<b>389,084</b>	<b>367,031</b>	<b>523,242</b>	<b>389,084</b>	<b>367,031</b>	<b>523,242</b>	<b>4,746,002</b>
<b>Other State Programs</b>													
State Lunch Reimbursements	-	-	2,958	2,958	2,958	2,958	2,958	2,958	2,958	2,958	2,958	2,958	29,584
After School Education and Safety Program C	-	-	73,125	-	-	-	28,125	-	-	-	-	-	101,250
One-Time Funding	-	-	-	-	-	44,103	-	-	44,103	-	-	22,052	110,258
SB740 Facilities Subsidy	-	-	-	-	-	-	182,756	-	-	91,378	-	-	274,134
State SPED	12,184	12,184	21,931	21,931	21,931	21,931	21,931	21,931	21,931	21,931	21,931	21,931	243,675
<b>Total Other State Programs</b>	<b>12,184</b>	<b>12,184</b>	<b>98,014</b>	<b>24,889</b>	<b>24,889</b>	<b>68,992</b>	<b>235,770</b>	<b>24,889</b>	<b>68,992</b>	<b>116,267</b>	<b>24,889</b>	<b>46,941</b>	<b>758,901</b>
<b>Federal Programs</b>													
Title I	-	-	-	44,600	-	-	44,600	-	-	89,200	-	-	178,400
Title II	-	-	-	950	-	-	950	-	-	1,900	-	-	3,800
Title III	-	-	-	6,873	-	-	6,873	-	-	13,746	-	-	27,492
IDEA	-	-	-	-	-	-	-	-	-	68,911	-	-	68,911
National School Lunch Program	-	-	27,223	27,223	27,223	27,223	27,223	27,223	27,223	27,223	27,223	27,223	272,233
<b>Total Federal Programs</b>	<b>-</b>	<b>-</b>	<b>27,223</b>	<b>79,646</b>	<b>27,223</b>	<b>27,223</b>	<b>79,646</b>	<b>27,223</b>	<b>27,223</b>	<b>200,981</b>	<b>27,223</b>	<b>27,223</b>	<b>550,836</b>
<b>Local Programs</b>													
Local Food Service Revenue	-	-	2,179	2,179	2,179	2,179	2,179	2,179	2,179	2,179	2,179	2,179	21,785
<b>Total Local Programs</b>	<b>-</b>	<b>-</b>	<b>2,179</b>	<b>2,179</b>	<b>2,179</b>	<b>2,179</b>	<b>2,179</b>	<b>2,179</b>	<b>2,179</b>	<b>2,179</b>	<b>2,179</b>	<b>2,179</b>	<b>21,785</b>
<b>Fundraising &amp; Grants</b>													
Fundraising	-	-	-	-	-	-	-	-	-	-	-	-	-
<b>Total Local Programs</b>	<b>-</b>	<b>-</b>	<b>-</b>	<b>-</b>	<b>-</b>	<b>-</b>	<b>-</b>	<b>-</b>	<b>-</b>	<b>-</b>	<b>-</b>	<b>-</b>	<b>-</b>
<b>PY Receivables</b>	<b>283,142</b>	<b>-</b>	<b>-</b>	<b>244,081</b>	<b>-</b>	<b>-</b>	<b>-</b>	<b>-</b>	<b>-</b>	<b>-</b>	<b>-</b>	<b>-</b>	<b>527,223</b>
<b>TOTAL REVENUES</b>	<b>455,302</b>	<b>251,234</b>	<b>650,658</b>	<b>717,826</b>	<b>421,322</b>	<b>629,354</b>	<b>706,679</b>	<b>421,322</b>	<b>621,636</b>	<b>708,510</b>	<b>421,322</b>	<b>599,584</b>	<b>6,604,748</b>
<b>EXPENSES</b>													
Certificated Salaries	133,021	133,021	133,021	133,021	133,021	133,021	133,021	133,021	133,021	133,021	133,021	133,021	1,596,250
Classified Salaries	52,344	52,344	52,344	52,344	52,344	52,344	52,344	52,344	52,344	52,344	52,344	52,344	628,128
Employee Benefits	49,021	49,021	49,021	49,021	49,021	49,021	49,021	49,021	49,021	49,021	49,021	49,021	588,251
Books & Supplies	48,337	64,450	32,225	19,693	19,693	19,693	19,693	19,693	19,693	19,693	19,693	15,754	318,311
Food Service	-	17,800	35,600	35,600	35,600	35,600	35,600	35,600	35,600	35,600	35,600	17,800	355,998
Other Operating Services	111,330	111,330	111,330	111,330	111,330	111,330	111,330	111,330	111,330	111,330	111,330	111,330	1,313,700
Professional Services	114,606	114,606	114,606	114,606	114,606	114,606	114,606	114,606	114,606	114,606	114,606	91,685	1,352,348
Interest	-	-	-	-	-	-	-	-	-	-	-	-	-
<b>PY Payables</b>	<b>280,559</b>	<b>-</b>	<b>-</b>	<b>-</b>	<b>-</b>	<b>-</b>	<b>-</b>	<b>-</b>	<b>-</b>	<b>-</b>	<b>-</b>	<b>-</b>	<b>280,559</b>
<b>TOTAL EXPENSES</b>	<b>789,219</b>	<b>542,572</b>	<b>528,147</b>	<b>515,615</b>	<b>515,615</b>	<b>515,615</b>	<b>515,615</b>	<b>515,615</b>	<b>515,615</b>	<b>515,615</b>	<b>515,615</b>	<b>448,689</b>	<b>6,433,545</b>
<b>OTHER DISBURSEMENTS/FINANCING SOURCES</b>													
Capital Improvements	(59,609)	(59,609)	-	-	-	-	-	-	-	-	-	-	(119,218)
<b>Total Other Disbursement &amp; Financing</b>	<b>(59,609)</b>	<b>(59,609)</b>	<b>-</b>	<b>-</b>	<b>-</b>	<b>-</b>	<b>-</b>	<b>-</b>	<b>-</b>	<b>-</b>	<b>-</b>	<b>-</b>	<b>(119,218)</b>
<b>Cumulative Cash Position</b>	<b>1,872,760</b>	<b>1,521,814</b>	<b>1,644,324</b>	<b>1,846,535</b>	<b>1,752,243</b>	<b>1,865,982</b>	<b>2,057,046</b>	<b>1,962,753</b>	<b>2,068,774</b>	<b>2,261,669</b>	<b>2,167,376</b>	<b>2,318,271</b>	

2017-2018 Cash Flow

RSSP — 2017-18 Cash Flow Worksheet

	Jul 2018	Aug 2018	Sep 2018	Oct 2018	Nov 2018	Dec 2018	Jan 2019	Feb 2019	Mar 2019	Apr 2019	May 2019	Jun 2019	Total 2018-19
<b>Beginning Cash Balance</b>	<b>2,318,271</b>	<b>1,972,997</b>	<b>1,612,044</b>	<b>1,734,089</b>	<b>1,849,764</b>	<b>1,767,125</b>	<b>1,835,421</b>	<b>2,037,867</b>	<b>1,955,227</b>	<b>2,016,701</b>	<b>2,211,889</b>	<b>2,129,250</b>	
<b>REVENUES</b>													
<b>State Programs</b>													
LCFF - State Aide	167,185	167,185	300,932	300,932	300,932	300,932	300,932	300,932	300,932	300,932	300,932	300,932	3,343,691
In Lieu of Property Taxes	-	81,054	81,054	81,054	81,054	81,054	81,054	81,054	81,054	81,054	81,054	81,054	891,598
Prop 30 EPA	-	-	144,114	-	-	144,114	-	-	144,114	-	-	144,114	576,455
Mandate Block Grant	-	-	-	-	-	6,823	-	-	-	-	-	-	6,823
California Lottery	-	-	-	-	-	-	22,114	-	-	22,114	-	-	44,228
<b>Total State Programs</b>	<b>167,185</b>	<b>248,239</b>	<b>526,100</b>	<b>381,987</b>	<b>381,987</b>	<b>532,923</b>	<b>404,101</b>	<b>381,987</b>	<b>526,100</b>	<b>404,101</b>	<b>381,987</b>	<b>526,100</b>	<b>4,862,795</b>
<b>Other State Programs</b>													
State Lunch Reimbursements	-	-	2,967	2,967	2,967	2,967	2,967	2,967	2,967	2,967	2,967	2,967	29,666
After School Education and Safety F	-	-	73,125	-	-	-	28,125	-	-	-	-	-	101,250
One-Time Funding	-	-	-	-	-	-	-	-	-	-	-	-	-
SB740 Facilities Subsidy	-	-	-	-	-	-	183,265	-	-	91,632	-	-	274,897
State SPED	12,218	12,218	21,992	21,992	21,992	21,992	21,992	21,992	21,992	21,992	21,992	21,992	244,353
<b>Total Other State Programs</b>	<b>12,218</b>	<b>12,218</b>	<b>98,083</b>	<b>24,958</b>	<b>24,958</b>	<b>24,958</b>	<b>236,348</b>	<b>24,958</b>	<b>24,958</b>	<b>116,591</b>	<b>24,958</b>	<b>24,958</b>	<b>650,166</b>
<b>Federal Programs</b>													
Title I	-	-	-	43,739	-	-	43,739	-	-	87,478	-	-	174,957
Title II	-	-	-	950	-	-	950	-	-	1,900	-	-	3,800
Title III	-	-	-	6,892	-	-	6,892	-	-	13,784	-	-	27,568
IDEA	-	-	-	-	-	-	-	-	-	60,919	-	-	60,919
National School Lunch Program	-	-	27,299	27,299	27,299	27,299	27,299	27,299	27,299	27,299	27,299	27,299	272,991
<b>Total Federal Programs</b>	<b>-</b>	<b>-</b>	<b>27,299</b>	<b>78,880</b>	<b>27,299</b>	<b>27,299</b>	<b>78,880</b>	<b>27,299</b>	<b>27,299</b>	<b>191,380</b>	<b>27,299</b>	<b>27,299</b>	<b>540,234</b>
<b>Local Programs</b>													
Local Food Service Revenue	-	-	2,977	2,977	2,977	2,977	2,977	2,977	2,977	2,977	2,977	2,977	29,770
<b>Total Local Programs</b>	<b>-</b>	<b>-</b>	<b>2,977</b>	<b>2,977</b>	<b>2,977</b>	<b>2,977</b>	<b>2,977</b>	<b>2,977</b>	<b>2,977</b>	<b>2,977</b>	<b>2,977</b>	<b>2,977</b>	<b>29,770</b>
<b>Fundraising &amp; Grants</b>													
Fundraising	-	-	-	-	-	-	-	-	-	-	-	-	-
<b>Total Local Programs</b>	<b>-</b>	<b>-</b>	<b>-</b>	<b>-</b>	<b>-</b>	<b>-</b>	<b>-</b>	<b>-</b>	<b>-</b>	<b>-</b>	<b>-</b>	<b>-</b>	<b>-</b>
<b>PY Receivables</b>	<b>111,434</b>	<b>-</b>	<b>-</b>	<b>146,733</b>	<b>-</b>	<b>-</b>	<b>-</b>	<b>-</b>	<b>-</b>	<b>-</b>	<b>-</b>	<b>-</b>	<b>258,167</b>
<b>TOTAL REVENUES</b>	<b>290,336</b>	<b>260,457</b>	<b>654,460</b>	<b>635,536</b>	<b>437,221</b>	<b>588,158</b>	<b>722,306</b>	<b>437,221</b>	<b>581,335</b>	<b>715,049</b>	<b>437,221</b>	<b>581,335</b>	<b>6,341,133</b>
<b>EXPENSES</b>													
Certificated Salaries	134,351	134,351	134,351	134,351	134,351	134,351	134,351	134,351	134,351	134,351	134,351	134,351	1,612,213
Classified Salaries	49,513	49,513	49,513	49,513	49,513	49,513	49,513	49,513	49,513	49,513	49,513	49,513	594,158
Employee Benefits	51,569	51,569	51,569	51,569	51,569	51,569	51,569	51,569	51,569	51,569	51,569	51,569	618,827
Books & Supplies	48,421	64,562	32,281	19,727	19,727	19,727	19,727	19,727	13,727	19,727	19,727	15,782	318,864
Food Service	-	18,285	36,571	36,571	36,571	36,571	36,571	36,571	35,571	36,571	36,571	36,571	365,706
Other Operating Services	113,522	113,522	113,522	113,522	113,522	113,522	113,522	113,522	113,522	113,522	113,522	90,818	1,339,565
Professional Services	114,507	114,607	114,607	114,607	114,607	114,607	114,607	114,607	114,607	114,607	114,607	91,686	1,352,365
Interest	-	-	-	-	-	-	-	-	-	-	-	-	-
<b>PY Payables</b>	<b>49,126</b>	<b>-</b>	<b>-</b>	<b>-</b>	<b>-</b>	<b>-</b>	<b>-</b>	<b>-</b>	<b>-</b>	<b>-</b>	<b>-</b>	<b>-</b>	<b>49,126</b>
<b>TOTAL EXPENSES</b>	<b>561,110</b>	<b>546,410</b>	<b>532,414</b>	<b>519,861</b>	<b>519,861</b>	<b>519,861</b>	<b>519,861</b>	<b>519,861</b>	<b>519,861</b>	<b>519,861</b>	<b>519,861</b>	<b>452,004</b>	<b>6,201,698</b>
<b>OTHER DISBURSEMENTS/FINANCING SOURCES</b>													
Capital Improvements	(75,000)	(75,000)	-	-	-	-	-	-	-	-	-	-	(150,000)
<b>Total Other Disbursement &amp; Financin</b>	<b>(75,000)</b>	<b>(75,000)</b>	<b>-</b>	<b>-</b>	<b>-</b>	<b>-</b>	<b>-</b>	<b>-</b>	<b>-</b>	<b>-</b>	<b>-</b>	<b>-</b>	<b>(150,000)</b>
<b>Cumulative Cash Position</b>	<b>1,972,997</b>	<b>1,612,044</b>	<b>1,734,089</b>	<b>1,849,764</b>	<b>1,767,125</b>	<b>1,835,421</b>	<b>2,037,867</b>	<b>1,955,227</b>	<b>2,016,701</b>	<b>2,211,889</b>	<b>2,129,250</b>	<b>2,258,580</b>	

# 2018-2019 Cash Flow

RSSP — 2018-19 Cash Flow Worksheet

	Jul 2019	Aug 2019	Sep 2019	Oct 2019	Nov 2019	Dec 2019	Jan 2020	Feb 2020	Mar 2020	Apr 2020	May 2020	Jun 2020	Total 2019-20
<b>Beginning Cash Balance</b>	<b>2,258,580</b>	<b>1,927,535</b>	<b>1,579,173</b>	<b>1,653,011</b>	<b>1,795,763</b>	<b>1,739,761</b>	<b>1,760,139</b>	<b>1,991,113</b>	<b>1,935,111</b>	<b>1,948,647</b>	<b>2,171,778</b>	<b>2,115,777</b>	
<b>REVENUES</b>													
<b>State Programs</b>													
LCFF - State Aide	183,845	183,845	330,921	330,921	330,921	330,921	330,921	330,921	330,921	330,921	330,921	330,921	3,676,899
In Lieu of Property Taxes	-	81,776	81,776	81,776	81,776	81,776	81,776	81,776	81,776	81,776	81,776	81,776	899,537
Prop 30 EPA	-	-	69,538	-	-	69,538	-	-	69,538	-	-	69,538	278,150
Mandate Block Grant	-	-	-	-	-	6,842	-	-	-	-	-	-	6,842
California Lottery	-	-	-	-	-	-	22,311	-	-	22,311	-	-	44,622
<b>Total State Programs</b>	<b>183,845</b>	<b>265,621</b>	<b>482,235</b>	<b>412,697</b>	<b>412,697</b>	<b>489,076</b>	<b>435,008</b>	<b>412,697</b>	<b>482,235</b>	<b>435,008</b>	<b>412,697</b>	<b>482,235</b>	<b>4,906,049</b>
<b>Other State Programs</b>													
State Lunch Reimbursements	-	-	2,993	2,993	2,993	2,993	2,993	2,993	2,993	2,993	2,993	2,993	29,930
After School Education and Safety Program C	-	-	73,125	-	-	-	28,125	-	-	-	-	-	101,250
One-Time Funding	-	-	-	-	-	-	-	-	-	-	-	-	-
SB740 Facilities Subsidy	-	-	-	-	-	-	184,896	-	-	92,448	-	-	277,345
State SPED	12,326	12,326	22,188	22,188	22,188	22,188	22,188	22,188	22,188	22,188	22,188	22,188	246,529
<b>Total Other State Programs</b>	<b>12,326</b>	<b>12,326</b>	<b>98,306</b>	<b>25,181</b>	<b>25,181</b>	<b>25,181</b>	<b>238,202</b>	<b>25,181</b>	<b>25,181</b>	<b>117,629</b>	<b>25,181</b>	<b>25,181</b>	<b>655,053</b>
<b>Federal Programs</b>													
Title I	-	-	-	43,739	-	-	43,739	-	-	87,478	-	-	174,957
Title II	-	-	-	950	-	-	950	-	-	1,900	-	-	3,800
Title III	-	-	-	6,953	-	-	6,953	-	-	13,907	-	-	27,814
IDEA	-	-	-	-	-	-	-	-	-	61,088	-	-	61,088
National School Lunch Program	-	-	27,542	27,542	27,542	27,542	27,542	27,542	27,542	27,542	27,542	27,542	275,421
<b>Total Federal Programs</b>	<b>-</b>	<b>-</b>	<b>27,542</b>	<b>79,185</b>	<b>27,542</b>	<b>27,542</b>	<b>79,185</b>	<b>27,542</b>	<b>27,542</b>	<b>191,916</b>	<b>27,542</b>	<b>27,542</b>	<b>543,080</b>
<b>Local Programs</b>													
Local Food Service Revenue	-	-	1,968	1,968	1,968	1,968	1,968	1,968	1,968	1,968	1,968	1,968	19,684
<b>Total Local Programs</b>	<b>-</b>	<b>-</b>	<b>1,968</b>	<b>1,968</b>	<b>1,968</b>	<b>1,968</b>	<b>1,968</b>	<b>1,968</b>	<b>1,968</b>	<b>1,968</b>	<b>1,968</b>	<b>1,968</b>	<b>19,684</b>
<b>Fundraising &amp; Grants</b>													
Fundraising	-	-	-	-	-	-	-	-	-	-	-	-	-
<b>Total Local Programs</b>	<b>-</b>	<b>-</b>	<b>-</b>	<b>-</b>	<b>-</b>	<b>-</b>	<b>-</b>	<b>-</b>	<b>-</b>	<b>-</b>	<b>-</b>	<b>-</b>	<b>-</b>
<b>PY Receivables</b>	<b>114,297</b>	<b>-</b>	<b>-</b>	<b>147,110</b>	<b>-</b>	<b>-</b>	<b>-</b>	<b>-</b>	<b>-</b>	<b>-</b>	<b>-</b>	<b>-</b>	<b>261,407</b>
<b>TOTAL REVENUES</b>	<b>310,468</b>	<b>277,947</b>	<b>610,051</b>	<b>666,141</b>	<b>467,388</b>	<b>543,768</b>	<b>754,363</b>	<b>467,388</b>	<b>536,926</b>	<b>746,521</b>	<b>467,388</b>	<b>536,926</b>	<b>6,385,274</b>
<b>EXPENSES</b>													
Certificated Salaries	135,695	135,695	135,695	135,695	135,695	135,695	135,695	135,695	135,695	135,695	135,695	135,695	1,628,335
Classified Salaries	49,777	49,777	49,777	49,777	49,777	49,777	49,777	49,777	49,777	49,777	49,777	49,777	597,324
Employee Benefits	54,353	54,353	54,353	54,353	54,353	54,353	54,353	54,353	54,353	54,353	54,353	54,353	652,236
Books & Supplies	49,462	65,949	32,974	20,151	20,151	20,151	20,151	20,151	20,151	20,151	20,151	16,121	325,714
Food Service	-	17,879	35,757	35,757	35,757	35,757	35,757	35,757	35,757	35,757	35,757	17,879	357,575
Other Operating Services	112,520	112,520	112,520	112,520	112,520	112,520	112,520	112,520	112,520	112,520	112,520	90,016	1,327,734
Professional Services	115,137	115,137	115,137	115,137	115,137	115,137	115,137	115,137	115,137	115,137	115,137	92,109	1,358,611
Interest	-	-	-	-	-	-	-	-	-	-	-	-	-
<b>PY Payables</b>	<b>49,571</b>	<b>-</b>	<b>-</b>	<b>-</b>	<b>-</b>	<b>-</b>	<b>-</b>	<b>-</b>	<b>-</b>	<b>-</b>	<b>-</b>	<b>-</b>	<b>49,571</b>
<b>TOTAL EXPENSES</b>	<b>566,514</b>	<b>551,309</b>	<b>536,213</b>	<b>523,390</b>	<b>523,390</b>	<b>523,390</b>	<b>523,390</b>	<b>523,390</b>	<b>523,390</b>	<b>523,390</b>	<b>523,390</b>	<b>455,949</b>	<b>6,247,530</b>
<b>OTHER DISBURSEMENTS/FINANCING SOURCES</b>													
Capital Improvements	(75,000)	(75,000)	-	-	-	-	-	-	-	-	-	-	(150,000)
<b>Total Other Disbursement &amp; Financing</b>	<b>(75,000)</b>	<b>(75,000)</b>	<b>-</b>	<b>-</b>	<b>-</b>	<b>-</b>	<b>-</b>	<b>-</b>	<b>-</b>	<b>-</b>	<b>-</b>	<b>-</b>	<b>(150,000)</b>
<b>Cumulative Cash Position</b>	<b>1,927,535</b>	<b>1,579,173</b>	<b>1,653,011</b>	<b>1,795,763</b>	<b>1,739,761</b>	<b>1,760,139</b>	<b>1,991,113</b>	<b>1,935,111</b>	<b>1,948,647</b>	<b>2,171,778</b>	<b>2,115,777</b>	<b>2,196,753</b>	

## 2019-2020 Cash Flow

RSSP — 2019-20 Cash Flow Worksheet

	Jul 2020	Aug 2020	Sep 2020	Oct 2020	Nov 2020	Dec 2020	Jan 2021	Feb 2021	Mar 2021	Apr 2021	May 2021	Jun 2021	Total 2020-21
<b>Beginning Cash Balance</b>	<b>2,195,753</b>	<b>1,878,074</b>	<b>1,543,841</b>	<b>1,578,623</b>	<b>1,753,864</b>	<b>1,728,566</b>	<b>1,710,170</b>	<b>1,978,001</b>	<b>1,952,703</b>	<b>1,927,405</b>	<b>2,186,025</b>	<b>2,160,727</b>	
<b>REVENUES</b>													
<b>State Programs</b>													
LCFF - State Aide	203,075	203,075	365,535	365,535	365,535	365,535	365,535	365,535	365,535	365,535	365,535	365,535	4,061,503
In Lieu of Property Taxes	-	83,977	83,977	83,977	83,977	83,977	83,977	83,977	83,977	83,977	83,977	83,977	923,748
Prop 30 EPA	-	-	-	-	-	-	-	-	-	-	-	-	-
Mandate Block Grant	-	-	-	-	-	6,903	-	-	-	-	-	-	6,903
California Lottery	-	-	-	-	-	-	22,911	-	-	22,911	-	-	45,823
<b>Total State Programs</b>	<b>203,075</b>	<b>287,052</b>	<b>449,512</b>	<b>449,512</b>	<b>449,512</b>	<b>456,415</b>	<b>472,424</b>	<b>449,512</b>	<b>449,512</b>	<b>472,424</b>	<b>449,512</b>	<b>449,512</b>	<b>5,037,977</b>
<b>Other State Programs</b>													
State Lunch Reimbursements	-	-	3,074	3,074	3,074	3,074	3,074	3,074	3,074	3,074	3,074	3,074	30,736
After School Education and Safety Prog	-	-	73,125	-	-	-	28,125	-	-	-	-	-	101,250
One-Time Funding	-	-	-	-	-	-	-	-	-	-	-	-	-
SB740 Facilities Subsidy	-	-	-	-	-	-	189,873	-	-	94,937	-	-	284,810
State SPED	12,658	12,658	22,785	22,735	22,785	22,785	22,785	22,785	22,785	22,785	22,785	22,785	253,164
<b>Total Other State Programs</b>	<b>12,658</b>	<b>12,658</b>	<b>98,983</b>	<b>25,858</b>	<b>25,858</b>	<b>25,858</b>	<b>243,856</b>	<b>25,858</b>	<b>25,858</b>	<b>120,795</b>	<b>25,858</b>	<b>25,858</b>	<b>669,960</b>
<b>Federal Programs</b>													
Title I	-	-	-	44,129	-	-	44,129	-	-	88,257	-	-	176,514
Title II	-	-	-	950	-	-	950	-	-	1,900	-	-	3,800
Title III	-	-	-	7,141	-	-	7,141	-	-	14,281	-	-	28,562
IDEA	-	-	-	-	-	-	-	-	-	61,632	-	-	61,632
National School Lunch Program	-	-	28,283	28,233	28,283	28,283	28,283	28,283	28,283	28,283	28,283	28,283	282,834
<b>Total Federal Programs</b>	<b>-</b>	<b>-</b>	<b>28,283</b>	<b>80,593</b>	<b>28,283</b>	<b>28,283</b>	<b>80,593</b>	<b>28,283</b>	<b>28,283</b>	<b>194,354</b>	<b>28,283</b>	<b>28,283</b>	<b>553,344</b>
<b>Local Programs</b>													
Local Food Service Revenue	-	-	1,440	1,440	1,440	1,440	1,440	1,440	1,440	1,440	1,440	1,440	14,403
<b>Total Local Programs</b>	<b>-</b>	<b>-</b>	<b>1,440</b>	<b>1,440</b>	<b>1,440</b>	<b>1,440</b>	<b>1,440</b>	<b>1,440</b>	<b>1,440</b>	<b>1,440</b>	<b>1,440</b>	<b>1,440</b>	<b>14,403</b>
<b>Fundraising &amp; Grants</b>													
Fundraising	-	-	-	-	-	-	-	-	-	-	-	-	-
<b>Total Local Programs</b>	<b>-</b>	<b>-</b>	<b>-</b>	<b>-</b>	<b>-</b>	<b>-</b>	<b>-</b>	<b>-</b>	<b>-</b>	<b>-</b>	<b>-</b>	<b>-</b>	<b>-</b>
<b>PY Receivables</b>	<b>114,280</b>	<b>-</b>	<b>-</b>	<b>148,320</b>	<b>-</b>	<b>-</b>	<b>-</b>	<b>-</b>	<b>-</b>	<b>-</b>	<b>-</b>	<b>-</b>	<b>262,600</b>
<b>TOTAL REVENUES</b>	<b>333,013</b>	<b>299,710</b>	<b>578,219</b>	<b>705,634</b>	<b>505,094</b>	<b>511,997</b>	<b>798,223</b>	<b>505,094</b>	<b>505,094</b>	<b>789,013</b>	<b>505,094</b>	<b>505,094</b>	<b>6,538,283</b>
<b>EXPENSES</b>													
Certificated Salaries	137,051	137,051	137,051	137,051	137,051	137,051	137,051	137,051	137,051	137,051	137,051	137,051	1,644,618
Classified Salaries	53,199	50,199	50,199	50,199	50,199	50,199	50,199	50,199	50,199	50,199	50,199	50,199	602,388
Employee Benefits	57,206	57,206	57,206	57,206	57,206	57,206	57,206	57,206	57,206	57,206	57,206	57,206	686,469
Books & Supplies	53,319	67,092	33,546	20,500	20,500	20,500	20,500	20,500	20,500	20,500	20,500	14,350	329,308
Food Service	-	18,040	36,081	36,031	36,081	36,081	36,081	36,081	36,081	36,081	36,081	18,040	360,807
Other Operating Services	112,178	112,178	112,178	112,178	112,178	112,178	112,178	112,178	112,178	112,178	112,178	89,742	1,323,701
Professional Services	117,177	117,177	117,177	117,177	117,177	117,177	117,177	117,177	117,177	117,177	117,177	58,589	1,347,540
Interest	-	-	-	-	-	-	-	-	-	-	-	-	-
<b>PY Payables</b>	<b>43,562</b>	<b>-</b>	<b>-</b>	<b>-</b>	<b>-</b>	<b>-</b>	<b>-</b>	<b>-</b>	<b>-</b>	<b>-</b>	<b>-</b>	<b>-</b>	<b>-</b>
<b>TOTAL EXPENSES</b>	<b>573,692</b>	<b>558,944</b>	<b>543,438</b>	<b>530,393</b>	<b>530,393</b>	<b>530,393</b>	<b>530,393</b>	<b>530,393</b>	<b>530,393</b>	<b>530,393</b>	<b>530,393</b>	<b>425,178</b>	<b>6,294,830</b>
<b>OTHER DISBURSEMENTS/FINANCING SOURCES</b>													
Capital Improvements	(75,000)	(75,000)	-	-	-	-	-	-	-	-	-	-	(150,000)
<b>Total Other Disbursement &amp; Financing</b>	<b>(75,000)</b>	<b>(75,000)</b>	<b>-</b>	<b>-</b>	<b>-</b>	<b>-</b>	<b>-</b>	<b>-</b>	<b>-</b>	<b>-</b>	<b>-</b>	<b>-</b>	<b>(150,000)</b>
<b>Cumulative Cash Position</b>	<b>1,873,074</b>	<b>1,543,841</b>	<b>1,578,623</b>	<b>1,753,854</b>	<b>1,728,566</b>	<b>1,710,170</b>	<b>1,978,001</b>	<b>1,952,703</b>	<b>1,927,405</b>	<b>2,186,025</b>	<b>2,160,727</b>	<b>2,240,644</b>	

2020-2021 Cash Flow

RSSP — 2020-21 Cash Flow Worksheet

	Jul 2021	Aug 2021	Sep 2021	Oct 2021	Nov 2021	Dec 2021	Jan 2022	Feb 2022	Mar 2022	Apr 2022	May 2022	Jun 2022	Total 2021-22
<b>Beginning Cash Balance</b>	<b>2,240,644</b>	<b>1,878,727</b>	<b>1,536,285</b>	<b>1,563,735</b>	<b>1,736,544</b>	<b>1,703,912</b>	<b>1,678,369</b>	<b>1,940,790</b>	<b>1,908,159</b>	<b>1,875,528</b>	<b>2,131,291</b>	<b>2,098,660</b>	
<b>REVENUES</b>													
<b>State Programs</b>													
LCFF - State Aide	203,754	203,754	366,758	366,758	366,758	366,758	366,758	366,758	366,758	366,758	366,758	366,758	4,075,088
In Lieu of Property Taxes	-	84,258	84,258	84,258	84,258	84,258	84,258	84,258	84,258	84,258	84,258	84,258	926,838
Prop 30 EPA	-	-	-	-	-	-	-	-	-	-	-	-	-
Mandate Block Grant	-	-	-	-	-	7,089	-	-	-	-	-	-	7,089
California Lottery	-	-	-	-	-	-	22,988	-	-	22,988	-	-	45,976
<b>Total State Programs</b>	<b>203,754</b>	<b>288,012</b>	<b>451,016</b>	<b>451,016</b>	<b>451,016</b>	<b>458,105</b>	<b>474,004</b>	<b>451,016</b>	<b>451,016</b>	<b>474,004</b>	<b>451,016</b>	<b>451,016</b>	<b>5,054,991</b>
<b>Other State Programs</b>													
State Lunch Reimbursements	-	-	3,084	3,084	3,084	3,084	3,084	3,084	3,084	3,084	3,084	3,084	30,838
After School Education and Safety Progra	-	-	73,125	-	-	-	28,125	-	-	-	-	-	101,250
One-Time Funding	-	-	-	-	-	-	-	-	-	-	-	-	-
SB740 Facilities Subsidy	-	-	-	-	-	-	190,508	-	-	95,254	-	-	285,762
State SPED	12,701	12,701	22,861	22,861	22,861	22,861	22,861	22,861	22,861	22,861	22,861	22,861	254,011
<b>Total Other State Programs</b>	<b>12,701</b>	<b>12,701</b>	<b>99,070</b>	<b>25,945</b>	<b>25,945</b>	<b>25,945</b>	<b>244,578</b>	<b>25,945</b>	<b>25,945</b>	<b>121,199</b>	<b>25,945</b>	<b>25,945</b>	<b>671,862</b>
<b>Federal Programs</b>													
Title I	-	-	-	45,316	-	-	45,316	-	-	90,633	-	-	181,266
Title II	-	-	-	950	-	-	950	-	-	1,900	-	-	3,800
Title III	-	-	-	7,165	-	-	7,165	-	-	14,329	-	-	28,658
IDEA	-	-	-	-	-	-	-	-	-	63,291	-	-	63,291
National School Lunch Program	-	-	28,378	28,378	28,378	28,378	28,378	28,378	28,378	28,378	28,378	28,378	283,780
<b>Total Federal Programs</b>	<b>-</b>	<b>-</b>	<b>28,378</b>	<b>81,809</b>	<b>28,378</b>	<b>28,378</b>	<b>81,809</b>	<b>28,378</b>	<b>28,378</b>	<b>198,531</b>	<b>28,378</b>	<b>28,378</b>	<b>560,795</b>
<b>Local Programs</b>													
Local Food Service Revenue	-	-	2,012	2,012	2,012	2,012	2,012	2,012	2,012	2,012	2,012	2,012	20,120
<b>Total Local Programs</b>	<b>-</b>	<b>-</b>	<b>2,012</b>	<b>2,012</b>	<b>2,012</b>	<b>2,012</b>	<b>2,012</b>	<b>2,012</b>	<b>2,012</b>	<b>2,012</b>	<b>2,012</b>	<b>2,012</b>	<b>20,120</b>
<b>Fundraising &amp; Grants</b>													
Fundraising	-	-	-	-	-	-	-	-	-	-	-	-	-
<b>Total Local Programs</b>	<b>-</b>	<b>-</b>	<b>-</b>	<b>-</b>	<b>-</b>	<b>-</b>	<b>-</b>	<b>-</b>	<b>-</b>	<b>-</b>	<b>-</b>	<b>-</b>	<b>-</b>
<b>PY Receivables</b>	<b>116,774</b>	<b>-</b>	<b>-</b>	<b>152,009</b>	<b>-</b>	<b>-</b>	<b>-</b>	<b>-</b>	<b>-</b>	<b>-</b>	<b>-</b>	<b>-</b>	<b>268,784</b>
<b>TOTAL REVENUES</b>	<b>333,229</b>	<b>300,713</b>	<b>580,476</b>	<b>712,791</b>	<b>507,351</b>	<b>514,439</b>	<b>802,403</b>	<b>507,351</b>	<b>507,351</b>	<b>795,746</b>	<b>507,351</b>	<b>507,351</b>	<b>6,576,552</b>
<b>EXPENSES</b>													
Certificated Salaries	138,422	138,422	138,422	138,422	138,422	138,422	138,422	138,422	138,422	138,422	138,422	138,422	1,661,064
Classified Salaries	54,030	54,030	54,030	54,030	54,030	54,030	54,030	54,030	54,030	54,030	54,030	54,030	648,361
Employee Benefits	59,904	59,904	59,904	59,904	59,904	59,904	59,904	59,904	59,904	59,904	59,904	59,904	718,843
Books & Supplies	50,312	67,083	33,542	20,498	20,498	20,498	20,498	20,498	20,498	20,498	20,498	16,398	331,316
Food Service	-	18,412	36,825	36,825	36,825	36,825	36,825	36,825	36,825	36,825	36,825	18,412	368,250
Other Operating Services	112,468	112,468	112,468	112,468	112,468	112,468	112,468	112,468	112,468	112,468	112,468	89,974	1,327,120
Professional Services	117,836	117,836	117,836	117,836	117,836	117,836	117,836	117,836	117,836	117,836	117,836	94,269	1,390,466
Interest	-	-	-	-	-	-	-	-	-	-	-	-	-
<b>PY Payables</b>	<b>87,174</b>	<b>-</b>	<b>-</b>	<b>-</b>	<b>-</b>	<b>-</b>	<b>-</b>	<b>-</b>	<b>-</b>	<b>-</b>	<b>-</b>	<b>-</b>	<b>-</b>
<b>TOTAL EXPENSES</b>	<b>620,146</b>	<b>568,155</b>	<b>553,026</b>	<b>539,982</b>	<b>539,982</b>	<b>539,982</b>	<b>539,982</b>	<b>539,982</b>	<b>539,982</b>	<b>539,982</b>	<b>539,982</b>	<b>471,409</b>	<b>6,445,420</b>
<b>OTHER DISBURSEMENTS/FINANCING SOURCES</b>													
Capital Improvements	(75,000)	(75,000)	-	-	-	-	-	-	-	-	-	-	(150,000)
<b>Total Other Disbursement &amp; Financing</b>	<b>(75,000)</b>	<b>(75,000)</b>	<b>-</b>	<b>-</b>	<b>-</b>	<b>-</b>	<b>-</b>	<b>-</b>	<b>-</b>	<b>-</b>	<b>-</b>	<b>-</b>	<b>(150,000)</b>
<b>Cumulative Cash Position</b>	<b>1,878,727</b>	<b>1,536,285</b>	<b>1,563,735</b>	<b>1,736,544</b>	<b>1,703,912</b>	<b>1,678,369</b>	<b>1,940,790</b>	<b>1,908,159</b>	<b>1,875,528</b>	<b>2,131,291</b>	<b>2,098,660</b>	<b>2,134,601</b>	

## Appendix 2: English/Language Arts

## First Grade Reading and Writing Scope and Sequence Map - 2015-2016

	August		September					October			November				December			January					February				March				April				May				June		
Total Days	10		20					15			16				10			17					17				18				20				20				12		
Week	1	2	3	4	5	6	7	8	9	10	11	12	13	14	15	16	17	18	19	20	21	22	23	24	25	26	27	28	29	30	31	32	33	34	35	36	37	38	39	40	
Instructional Days	5	5	5	4	3	5	3	5	5	5*	5	4	5	2	5	5	5*	3	5	4	5	3	5	4	5	5	3	5*	5	5	5	5	5	5	5	5	5	4	5	3	
Read Aloud			Unit 1: Readers Build Good Habits (8 days)		Unit 2: Tackling Trouble (14 days)			Unit 3: Narrative Elements (19 days)				Unit 4: Readers Work Hard (13 days)			Unit 5: Meeting Characters (19 days)					Unit 6: Traditional Literature (19 days)				Unit 7: Expository Text: Nonfiction Text Features (24 days)				Unit 8: Biography (15 days)				Unit 9: Poetry (11 days)		Unit 10: Types of Conflict /Mystery (16 days)							
Reading Comprehension																																									
Writing			Small Moments: Writing with Focus, Detail, and Dialogue					Music In Our Hearts: Writing Songs and Poetry (S)			Writing Reviews					Writing How to Books (S)				Nonfiction Chapter Books				From Scenes to Series: Writing Fiction																	

\* School break follows  
 For Reading Units, see RA/RC LTP for exact timing  
 (S) denotes supplemental writing unit found in If Then booklet

Reading	Writing
Narrative	Narrative
	Opinion
NonFiction	Informational

# Calkins At A Glance: Fifth Grade



## Unit 1 Narrative Craft - Bend 1

BEND 1 GOALS	BEND 1 LEARNING TARGETS
<ul style="list-style-type: none"> <li>• Good writers write personal narratives by telling the story from the inside.</li> <li>• Good writers assess their own growth.</li> <li>• Good writers describe people, places, things, and events.</li> </ul>	<ul style="list-style-type: none"> <li>• I can think of turning point moments to come up with ideas for personal narratives.</li> <li>• I can generate story ideas by thinking of places that matter to me and the episodes that occurred in those places.</li> <li>• I can write effective narratives by re-experiencing episodes before writing.</li> <li>• I can allow another author's words to spark ideas of my own.</li> <li>• I can tell the story from inside it.</li> <li>• I can assess my own growth and set new goals by using a checklist.</li> <li>• I can conjugate both regular and irregular verbs in the past tense.</li> <li>• I can use precise adjectives to describe details.</li> <li>• I can use prepositional phrases to describe where or when things happen.</li> </ul>
BEND 1 ACADEMIC VOCABULARY	BEND 1 LINKED STANDARDS
<ul style="list-style-type: none"> <li>• Narrative</li> <li>• Turning Points</li> <li>• Episode</li> <li>• Re-experience</li> </ul>	W.5.3a,b,d, W.5.4, W.5.5, W.5.8, W.5.10, RL.5.2, RL.5.4, RL.5.1, RL.5.6 SL.5.1, SL.5.4, SL.5.6, L.5.1, L.5.2, L.5.3

## Unit 1 Narrative Craft - Bend 2

BEND 2 GOALS	BEND 2 LEARNING TARGETS
<ul style="list-style-type: none"> <li>• Good writers develop the elements of their story through revision.</li> <li>• Good writers draw on all they know about editing.</li> <li>• Good writers use different verb tenses correctly.</li> </ul>	<ul style="list-style-type: none"> <li>• I can draft by writing fast and furious.</li> <li>• I can engage in large-scale, whole-new-draft revisions, by asking myself that the story is really about.</li> <li>• I can revise my narrative by bringing out the story structure.</li> <li>• I can elaborate on parts of my story that show meaning by using writing techniques.</li> <li>• I can bring out the internal story by using scenes from the past and future.</li> <li>• I can end my stories so that they tie back to the big meaning of the story.</li> <li>• I can put the final touches on my writing by using checklists and charts while I edit.</li> <li>• I can use the past perfect tense.</li> <li>• I can use the past progressive tense.</li> <li>• I can use transition words and phrases to connect elements of my story.</li> </ul>
BEND 2 ACADEMIC VOCABULARY	BEND 2 LINKED STANDARDS
<ul style="list-style-type: none"> <li>• Flash Drafting</li> <li>• Story Arc</li> <li>• Internal</li> <li>• Scenes</li> <li>• Techniques</li> </ul>	<p>W.5.3a,e, W.5.4, W.5.5, W.5.8, W.5.10, RL.5.1, RL.5.2, RL.5.5, RL.5.6, SL.5.1, SL.5.4, SL.5.6, L.5.1, L.5.2, L.5.3</p>

## Unit 1 Narrative Craft - Bend 3

BEND 3 GOALS	BEND 3 LEARNING TARGETS
<ul style="list-style-type: none"> <li>• Good writers learn from mentor texts and apply it to their own writing.</li> <li>• Good writers use mentor texts to improve their punctuation and make their writing more exact.</li> <li>• Good writers celebrate their writing and apply it to other genres.</li> <li>• Good writers develop their writing by describing people, place, things, and events.</li> </ul>	<ul style="list-style-type: none"> <li>• I can make my writing powerful by emulating narrative writing I admire.</li> <li>• I can use my writers' notebook as a place to try new things and work hard at the writing goals I've set for myself.</li> <li>• I can structure my stories by stretching out the problem, telling it bit by bit.</li> <li>• I can think about which actions or images happened before I felt or thought something.</li> <li>• I can write those exact actions or images to evoke the same emotions or thoughts in readers.</li> <li>• I can further the larger meaning of the story by making sure every character has a role that connects to it.</li> <li>• I can make my writing more exact by learning about punctuation, especially commas, from writing I admire.</li> <li>• The teacher can create mini-lesson by assessing students writing needs.</li> <li>• I can celebrate my writing by reading it aloud.</li> <li>• I can apply everything I've learned about narrative writing and apply it to other genres and tasks.</li> <li>• I can use precise adjectives to describe details.</li> </ul>
BEND 3 ACADEMIC VOCABULARY	BEND 3 LINKED STANDARDS
<ul style="list-style-type: none"> <li>• Emulate</li> <li>• Genre</li> <li>• Evoke</li> </ul>	W.5.3,b,d, W.5.4, W.5.5, W.5.7, W.5.8, W.5.9a, RL.5.1, RL.5.2,RL.5.3, RL.5.4, RL.5.5, RL.5.10, RFS.5.4, RL.6, SL.5.1, SL.5.2s, SL.5.4, SL.5.6, L.5.1, L.5.2, L.5.3a, L.5.5a

## Unit 1 - Daily Objectives

BEND 1			
DAY	SESSION	TOPIC	OBJECTIVES
1	1	Starting with Turning Points	<ul style="list-style-type: none"> <li>I can think of turning point moments to come up with ideas for personal narratives.</li> </ul>
2	1	Continue: Starting with Turning Points	<ul style="list-style-type: none"> <li>I can think of turning point moments to come up with ideas for personal narratives.</li> </ul>
3	2	Dreaming the Dream of the Story	<ul style="list-style-type: none"> <li>I can generate story ideas by thinking of places that matter to me and the episodes that occurred in those places.</li> </ul>
4	2	Continue: Dreaming the Dream of the Story	<ul style="list-style-type: none"> <li>I can write effective narratives by re-experiences episodes before writing.</li> </ul>
5	3	Letting Other Authors' Words Awaken Our Own	<ul style="list-style-type: none"> <li>I can allow another author's words to spark ideas of my own.</li> </ul>
6	3	Continue: Letting Other Authors' Words Awaken Our Own	<ul style="list-style-type: none"> <li><i>Language target:</i> <ul style="list-style-type: none"> <li>I can use precise adjectives to describe details.</li> </ul> </li> </ul>
7	4	Telling the Story from Inside It	<ul style="list-style-type: none"> <li>I can tell the story from inside it.</li> </ul>
8	4	Continue: Telling the Story from Inside It	<ul style="list-style-type: none"> <li><i>Language target:</i> <ul style="list-style-type: none"> <li>I can use prepositional phrases to describe where or when things happen.</li> </ul> </li> </ul>
9	5	Taking Stock and Setting Goals	<ul style="list-style-type: none"> <li>I can assess my own growth and set new goals by using a checklist.</li> </ul>

BEND 2			
DAY	SESSION	TOPIC	OBJECTIVES
10	6	Flash-Drafting	<ul style="list-style-type: none"> <li>I can draft by writing fast and furious.</li> </ul>
11	7	What's this Story Really About?	<ul style="list-style-type: none"> <li>I can engage in large-scale, whole-new-draft revisions, by asking myself that the story is really about.</li> </ul>
12	8	Bringing Forth the Story Arc	<ul style="list-style-type: none"> <li>I can revise my narrative by bringing out the story structure.</li> </ul>
13	8	Continue: Bringing Forth the Story Arc	<ul style="list-style-type: none"> <li>I can revise my narrative by bringing out the story structure.</li> </ul>
14	9	Elaborating on Important Parts	<ul style="list-style-type: none"> <li>I can elaborate on parts of my story that show meaning by using writing techniques.</li> </ul>
15	9	Continue: Elaborating on Important	<ul style="list-style-type: none"> <li><i>Language target:</i> I can use transition words and phrases to connect elements of my story.</li> </ul>
16	10	Adding Scenes from the Past and Future	<ul style="list-style-type: none"> <li>I can bring out the internal story by using scenes from the past and future.</li> </ul>
17	10	Continue: Adding Scenes from the Past and Future	<ul style="list-style-type: none"> <li><i>Language target:</i> <ul style="list-style-type: none"> <li>I can use the past progressive tense.</li> </ul> </li> </ul>
18	11	Ending Stories	<ul style="list-style-type: none"> <li>I can end my stories so that they tie back to the big meaning of the story.</li> </ul>
19	12	Putting On the Final Touches	<ul style="list-style-type: none"> <li>I can put the final touches on my writing by using checklists and charts while I edit.</li> </ul>
20	12	Continue: Putting On the Final Touches	<ul style="list-style-type: none"> <li><i>Language target:</i> <ul style="list-style-type: none"> <li>I can conjugate both regular and irregular verbs in the past tense.</li> </ul> </li> </ul>

BEND 3			
DAY	SESSION	TOPIC	OBJECTIVES
21	13	Reading with a Writer's Eye	<ul style="list-style-type: none"> <li>I can make my writing powerful by emulating narrative writing I admire.</li> </ul>
22	14	Taking Writing to the Workbench	<ul style="list-style-type: none"> <li>I can use my writers' notebook as a place to try new things and work hard at the writing goals I've set for myself.</li> </ul>
23	15	Stretching out the Tension	<ul style="list-style-type: none"> <li>I can structure my stories by stretching out the problem, telling it bit by bit.</li> </ul>
24	15	Continue: Stretching out the Tension	<ul style="list-style-type: none"> <li><i>Language target:</i> <ul style="list-style-type: none"> <li>I can use transition words and phrases to connect elements of my story.</li> </ul> </li> </ul>
25	16	Catching the Action or Image that Produced the Emotion	<ul style="list-style-type: none"> <li>I can think about which actions or images happened before I felt or thought something.</li> </ul>
26	16	Continue: Catching the Action or Image that Produced the Emotion	<ul style="list-style-type: none"> <li>I can write those exact actions or images to evoke the same emotions or thoughts in readers.</li> </ul>
27	17	Every Character Plays a Role	<ul style="list-style-type: none"> <li>I can further the larger meaning of the story by making sure every character has a role that connects to it.</li> </ul>
28	17	Continue: Every Character Plays a Role	<ul style="list-style-type: none"> <li><i>Language target:</i> <ul style="list-style-type: none"> <li>I can use precise adjectives to describe details.</li> </ul> </li> </ul>
29	18	Editing	<ul style="list-style-type: none"> <li>I can make my writing more exact by learning about punctuation, especially commas from writing I admire.</li> </ul>
30	18	Continue: Editing	<ul style="list-style-type: none"> <li>I can make my writing more exact by learning about punctuation, especially commas from writing I admire.</li> </ul>
31	19	Mechanics	<ul style="list-style-type: none"> <li>The teacher can create mini-lesson by assessing students writing needs.</li> </ul>
32	20	Reading Aloud Your Writing	<ul style="list-style-type: none"> <li>I can celebrate my writing by reading it aloud.</li> </ul>
33	21	Transferring Learning: Applying Narrative Writing Skills across the Curriculum	<ul style="list-style-type: none"> <li>I can apply everything I've learned about narrative writing and apply it to other genres and tasks.</li> </ul>

## Unit 2 The Lens of History - Bend 1

BEND 1 GOALS	BEND 1 LEARNING TARGETS
<ul style="list-style-type: none"> <li>• Good writers take careful notes by reflecting about what they've read and how it will contribute to their writing.</li> <li>• Good writers look back over their research and fill in gaps.</li> <li>• Good writers celebrate their accomplishments and set new goals.</li> <li>• Good writers summarize, draw conclusions, and make generalizations.</li> </ul>	<ul style="list-style-type: none"> <li>• I can write about my topic by organizing the information I know about my topic.</li> <li>• I can recall all I know about the type of writing I'm about to do.</li> <li>• I can shift between reading to collect and record information, and writing to grow ideas.</li> <li>• I can reflect by thinking, talking, and jotting about patterns, surprises, and points of comparison or contrast, and ask questions.</li> <li>• I can keep in mind the qualities of good history by being mindful of geography.</li> <li>• I can think about the information I'm learning by asking questions and figuring out the answers to those questions.</li> <li>• I can keep in mind the qualities of good history by keeping in mind the relationship between events and history.</li> <li>• I can make a plan to fill in any gaps by talking stock of all the information I've collected so far.</li> <li>• I can come up with an image of what I hope to write by sketching an outline and then writing fast off of my outline.</li> <li>• I can celebrate my accomplishment so far and set new goals for future work.</li> <li>• I can use transition words to connect my research and ideas.</li> </ul>
BEND 1 ACADEMIC VOCABULARY	BEND 1 LINKED STANDARDS
<ul style="list-style-type: none"> <li>• Flash Drafts</li> <li>• Westward Expansion</li> <li>• Fact Checking</li> <li>• Outline</li> <li>• Sketch</li> <li>• Geography</li> <li>• History</li> <li>• Relevant Facts</li> <li>• Timeline</li> </ul>	<p>W.5.2a,b,c,d,e, W.5.4, W.5.5, W.5.6, W.5.7, W.5.8, W.5.9b, W.5.10, W.6.2b,c,e, RI.5.1, RI.5.2, RI.5.3, RI.5.4, RI.5.5, RI.5.7, RI.5.9, RI.5.10, SL.5.1, SL.5.2, SL.5.3, SL.5.4, L.5.1, L.5.2, L.5.3, L.5.5, L.5.6</p>

## Unit 2 The Lens of History - Bend 2

BEND 2 GOALS	BEND 2 LEARNING TARGETS
<ul style="list-style-type: none"> <li>• Good writers collect facts from various sources.</li> <li>• Good writers analyze the structure of their writing to make it more accessible for their audience.</li> <li>• Good writers have things to teach their audience through their writing.</li> <li>• Good writers can summarize, draw conclusions, and make generalizations.</li> </ul>	<ul style="list-style-type: none"> <li>• I can write in a way that draws readers in by angling my research appropriately.</li> <li>• I can make sense of primary source documents by careful, close reading.</li> <li>• I can organize my research by categorizing facts and analysis I've collected.</li> <li>• I can make the structure of my writing the best it can be by studying mentor authors.</li> <li>• I can understand that every single story and fact have multiple points of view by asking myself what are some other ways to see this.</li> <li>• I can make my writing accessible and easier for readers to take in by relying on patterning in words, structures and meanings.</li> <li>• I can support a reader's navigation through the text by using text features.</li> <li>• I can explain the structure of my writing and lure readers in by crafting introductions.</li> <li>• I can use mentor texts for strategies and techniques and for revision ideas.</li> <li>• I can use punctuation to pack facts and information into my sentences.</li> <li>• I can teach my audience all I've learned by sharing my writing.</li> <li>• I can use transition phrases to organize and present my ideas and research.</li> <li>• I can compare and contrast documents to help me understand different points of view.</li> </ul>
BEND 2 ACADEMIC VOCABULARY	BEND 2 LINKED STANDARDS
<ul style="list-style-type: none"> <li>• Drafting</li> <li>• Structure</li> <li>• Cause and Effect</li> <li>• Perspectives</li> <li>• Interesting Facts</li> <li>• Research</li> <li>• Primary Source</li> <li>• Secondary Source</li> </ul>	<p>W.5.2a,b,c,d,e, W.5.4, W.5.5, W.5.6, W.5.7, W.5.8, W.5.9.b, W.6.2a,e,            RI.5.1, RI.5.2, RI.5.4, RI.5.5, RI.5.6, RI.5.7, RI.5.9, RI.5.10, RI.6.7, SL.5.1, SL.5.2, SL.5.3,            SL.5.4, SL.5.5, L.5.1, L.5.2, L.5.3, L.5.5, L.5.6, L.6.2a</p>



## Unit 2 - Daily Objectives

BEND 1			
DAY	SESSION	TOPIC	OBJECTIVES
1	1	Organizing for the Journey Ahead	<ul style="list-style-type: none"> <li>I can write about my topic by organizing the information I know about my topic.</li> </ul>
2	1	Continue: Organizing for the Journey Ahead	<ul style="list-style-type: none"> <li>I can write about my topic by organizing the information I know about my topic.</li> </ul>
3	2	Writing Flash-Drafts	<ul style="list-style-type: none"> <li>I can recall all I know about the type of writing I'm about to do.</li> </ul>
4	2	Continue: Writing Flash-Draft	<ul style="list-style-type: none"> <li>I can recall all I know about the type of writing I'm about to do.</li> </ul>
5	3	Note-Taking and Idea-Making for Revision	<ul style="list-style-type: none"> <li>I can shift between reading to collect and record information, and writing to grow ideas.</li> </ul>
6	3	Continue: Note-Taking and Idea-Making for Revision	<ul style="list-style-type: none"> <li>I can reflect by thinking, talking, and jotting about patterns, surprises, and points of comparison or contrast, and ask questions.</li> </ul>
7	4	Writers of History Pay Attention to Geography	<ul style="list-style-type: none"> <li>I can keep in mind the qualities of good history by being mindful of geography.</li> </ul>
8	4	Continue: Writers of History Pay Attention to Geography	<ul style="list-style-type: none"> <li>I can use transitions words to connect my research and ideas.</li> </ul>
9	5	Writing to Think	<ul style="list-style-type: none"> <li>I can think about the information I'm learning by asking questions and figuring out the answers to those questions.</li> </ul>
10	5	Continue: Writing to Think	<ul style="list-style-type: none"> <li>I can use transitions words to connect my research and ideas.</li> </ul>
11	6	Writers of History Draw on an Awareness of Timelines	<ul style="list-style-type: none"> <li>I can keep in mind the qualities of good history by keeping in mind the relationship between events and history.</li> </ul>
12	7	Assembling and Thinking about Information	<ul style="list-style-type: none"> <li>I can make a plan to fill in any gaps by talking stock of all the information I've collected so far.</li> </ul>
13	8	Redrafting Our Research Reports	<ul style="list-style-type: none"> <li>I can come up with an image of what I hope to write by sketching an outline and then writing fast off of my outline.</li> </ul>
14	9	Celebrating and Reaching Toward New Goals	<ul style="list-style-type: none"> <li>I can celebrate my accomplishment so far and set new goals for future work.</li> </ul>

BEND 2			
DAY	SESSION	TOPIC	OBJECTIVES
15	10	Drawing Inspiration from Mentor Texts	<ul style="list-style-type: none"> <li>I can write in a way that draws readers in by angling my research appropriately.</li> </ul>
16	11	Primary Source Documents	<ul style="list-style-type: none"> <li>I can make sense of primary source documents by careful, close reading.</li> </ul>
17	11	Continue: Primary Source Documents	<ul style="list-style-type: none"> <li>I can make sense of primary source documents by careful, close reading.</li> </ul>
18	11	Continue: Primary Source Documents	<ul style="list-style-type: none"> <li>I can make sense of primary source documents by careful, close reading.</li> </ul>
19	12	Organizing Information for Drafting	<ul style="list-style-type: none"> <li>I can organize my research by categorizing facts and analysis I've collected.</li> </ul>
20	12	Continue: Organizing Information for Drafting	<ul style="list-style-type: none"> <li>I can organize my research by categorizing facts and analysis I've collected.</li> </ul>
21	13	Finding a Structure to Let Writing Grow Into	<ul style="list-style-type: none"> <li>I can make the structure of my writing the best it can be by studying mentor authors.</li> </ul>
22	14	Finding Multiple Points of View	<ul style="list-style-type: none"> <li>I can understand that every single story and fact have multiple points of view by asking myself what are some other ways to see this.</li> </ul>
23	14	Continue: Finding Multiple Points of View	<ul style="list-style-type: none"> <li><i>Language target:</i> <ul style="list-style-type: none"> <li>I can compare and contrast documents to help me understand different points of view.</li> </ul> </li> </ul>
24	15	Creating Cohesion	<ul style="list-style-type: none"> <li>I can make my writing accessible and easier for readers to take by relying on patterning in words, structures and meanings.</li> </ul>
25	15	Continue: Creating Cohesion	<ul style="list-style-type: none"> <li><i>Language target:</i> <ul style="list-style-type: none"> <li>I can use transitions words to connect my research and ideas.</li> </ul> </li> </ul>
26	16	Using Text Features to Write Well	<ul style="list-style-type: none"> <li>I can support a reader's navigation through the text by using text features.</li> </ul>
27	16	Continue: Using Text Features to Write Well	<ul style="list-style-type: none"> <li>I can support a reader's navigation through the text by using text features.</li> </ul>
28	17	Crafting Introductions and Conclusions	<ul style="list-style-type: none"> <li>I can explain the structure of my writing and lure readers in by crafting introductions.</li> </ul>

29	17	Continue: Crafting Introductions and Conclusions	<ul style="list-style-type: none"> <li>I can explain the structure of my writing and lure readers in by crafting introductions.</li> </ul>
30	18	Mentor Texts Help Writers Revise	<ul style="list-style-type: none"> <li>I can use mentor text for strategies and techniques and for revision ideas.</li> </ul>
31	18	Continue: Mentor Texts Help Writers Revise	<ul style="list-style-type: none"> <li><i>Language target:</i> <ul style="list-style-type: none"> <li>I can use transition phrases to organize and present my ideas and research.</li> </ul> </li> </ul>
32	19	Adding Information Inside Sentences	<ul style="list-style-type: none"> <li>I can use punctuation to pack facts and information into my sentences.</li> </ul>
33	19	Continue: Adding Information Inside Sentences	<ul style="list-style-type: none"> <li>I can use punctuation to pack facts and information into my sentences.</li> </ul>
34	Extra	Additional Session: Polishing Drafts for Tomorrow's Celebration	<ul style="list-style-type: none"> <li>I can polish my draft so that it is ready for an audience.</li> </ul>
35	20	Celebration	<ul style="list-style-type: none"> <li>I can teach my audience all I've learned by sharing my writing.</li> </ul>

## Unit 3 Shaping Texts - Bend 1

BEND 1 GOALS	BEND 1 LEARNING TARGETS
<ul style="list-style-type: none"> <li>• Good writers understand what makes a memoir.</li> <li>• Good writers examine their own writing for themes and connections.</li> <li>• Good writers use literature and good mentor texts to grow a seed idea.</li> <li>• Good writers use precise language when they write.</li> </ul>	<ul style="list-style-type: none"> <li>• I can study the qualities of Memoir by noticing not only their specific elements, but the ways by which they draw on personal and persuasive essays and narratives.</li> <li>• I can uncover issues or themes that surface in my writing again and again by re-reading my notebook, looking for connects and asking what this is really about.</li> <li>• I can write small about big topics.</li> <li>• I can let literature influence my own writing.</li> <li>• I can choose a seed idea to devise a writing process that works for me.</li> <li>• I can dive deep into my memoir by studying how other authors write with depth.</li> <li>• I can compare and contrast in my writing to add depth to what I say.</li> <li>• I can use prepositional phrases to describe where or when things happened.</li> <li>• I can use transition words and phrases to push my thinking further.</li> </ul>

BEND 1 ACADEMIC VOCABULARY	BEND 1 LINKED STANDARDS
<ul style="list-style-type: none"> <li>• Memoir</li> <li>• Memories</li> <li>• Themes</li> <li>• Issues</li> <li>• Depth</li> <li>• Qualities</li> <li>• Elements</li> <li>• Persuasive</li> <li>• Potent topics</li> <li>• Seed Ideas</li> </ul>	<p>W.5.1, W.5.3, W.5.4, W.5.5, W.5.7, W.5.10, RL.5.2, RL.5.9, RL.5.10, SL.5.1, SL.5.3, L.5.1, L.5.2, L.5.3</p>

## Unit 3 Shaping Texts - Bend 2

BEND 2 GOALS	BEND 2 LEARNING TARGETS
<ul style="list-style-type: none"> <li>• Good writers can structure their memoir like an essay.</li> <li>• Good writers inspire themselves by drafting and revising the meaningful stories they want to tell.</li> <li>• Good writers make sure their voice is heard.</li> <li>• Good writers use cause and effect to link events.</li> </ul>	<ul style="list-style-type: none"> <li>• I can study published texts to get ideas for ways to structure my own text.</li> <li>• I can inspire myself to write better than ever as a way to improve drafting.</li> <li>• I can confer with myself as I revise.</li> <li>• I can remember that if my memoir contains narrative, those stories need to have meaning.</li> <li>• I can edit and write in a way to allow my voice to come through.</li> <li>• I can use cause and effect to link events in my writing.</li> </ul>
BEND 2 ACADEMIC VOCABULARY	BEND 2 LINKED STANDARDS
<ul style="list-style-type: none"> <li>• Memoir</li> <li>• Memories</li> <li>• Themes</li> <li>• Internal Story</li> <li>• Issues</li> <li>• Depth</li> <li>• Qualities</li> <li>• Elements</li> <li>• Potent topics</li> <li>• Seed Ideas</li> <li>• Draft</li> <li>• Structure</li> </ul>	<p>W.5.2, W.5.3b,d, W.5.4, W.5.5, W.5.10, RL.5.1, RL.5.2, RL.5.3, RL.5.4, RL.5.5, SL.5.1, SL.5.2, SL.5.4, L.5.1, L.5.2, L.5.3, L.5.6</p>

## Unit 3 Shaping Texts - Bend 3

BEND 3 GOALS	BEND 3 LEARNING TARGETS
<ul style="list-style-type: none"> <li>• Good writers grow theories about themselves.</li> <li>• Good writers use structure to allow them to say what they want to say.</li> <li>• Good writers understand that details convey meaning.</li> <li>• Good writers listen to their writing to bring out their voice.</li> <li>• Good writers celebrate their writing.</li> <li>• Good writers compare themselves to characters in literature.</li> </ul>	<ul style="list-style-type: none"> <li>• I can discover new memoir ideas by studying myself like a character in a book.</li> <li>• I can draft my second memoir in one sitting by imagining how the piece will be structured, then writing quickly.</li> <li>• I can write about ideas by finding or creating a structure that will allow me to say what I want to say.</li> <li>• I can understand that the best details are the truest.</li> <li>• I can revise by re-reading my writing intently.</li> <li>• I can let one tiny detail represent the whole big message of my writing.</li> <li>• I can choose word, structures, and punctuation to convey content, mood, tone, and feeling by listening to my writing carefully.</li> <li>• I can celebrate my writing success by placing my writing in the company of others.</li> <li>• I can compare my ideas about character in literature to ideas about myself.</li> <li>• I can use transition words and phrases to link the narrative and narrative sections of my memoir.</li> </ul>

BEND 3 ACADEMIC VOCABULARY	BEND 3 LINKED STANDARDS
<ul style="list-style-type: none"> <li>• Memoir</li> <li>• Memories</li> <li>• Themes</li> <li>• Internal Story</li> <li>• Issues</li> <li>• Depth</li> <li>• Metaphor</li> <li>• Interpret</li> <li>• Persistence</li> </ul>	<p>W.5.3b,d, W.5.4, W.5.5, W.5.6, W.5.10, W.6.1d, W.6.3d, RL.5.1, RL.5.2, RL.5.4, RL.5.5, RL.5.10, SL.5.1, SL.5.3, SL.5.4, SL.5.6, L.5.1, L.5.2, L.5.3, L.5.5a</p>

## Unit 3 - Daily Objectives

BEND 1			
DAY	SESSION	TOPIC	OBJECTIVES
1	1	What Makes a Memoir?	<ul style="list-style-type: none"> <li>I can study the qualities of Memoir by noticing not only their specific elements, but the ways by which they draw on personal and persuasive essays and narratives.</li> </ul>
2	2	Interpreting the Comings and Goings of Life	<ul style="list-style-type: none"> <li>I can uncover issues or themes that surface in my writing again and again by re-reading my notebook, looking for connects and asking what this is really about.</li> </ul>
3	3	Writing Small about Big Topics	<ul style="list-style-type: none"> <li>I can write small about big topics.</li> </ul>
4	3	Continue: Writing Small about Big Topics	<ul style="list-style-type: none"> <li><i>Language target:</i> <ul style="list-style-type: none"> <li>I can use prepositional phrases to describe where or when things happened.</li> </ul> </li> </ul>
5	4	Reading Literature to Inspire Writing	<ul style="list-style-type: none"> <li>I can let literature influence my own writing.</li> </ul>
6	5	Choosing a Seed Idea	<ul style="list-style-type: none"> <li>I can choose a seed idea to devise a writing process that works for me.</li> </ul>
7	5	Continue: Choosing a Seed Idea	<ul style="list-style-type: none"> <li><i>Language target:</i> <ul style="list-style-type: none"> <li>I can use transition words and phrases to push my thinking further. (Page 45)</li> </ul> </li> </ul>
8	6	Expecting Depth from Your Writing	<ul style="list-style-type: none"> <li>I can dive deep into my memoir by studying how other authors write with depth.</li> </ul>
9	6	Continue: Expecting Depth from Your Writing	<ul style="list-style-type: none"> <li><i>Language target:</i> <ul style="list-style-type: none"> <li>I can compare and contrast in my writing to add depth to what I say.</li> </ul> </li> </ul>

BEND 2			
DAY	SESSION	TOPIC	OBJECTIVES
10	7	Studying and Planning Structures	<ul style="list-style-type: none"> <li>I can study published texts to get ideas for ways to structure my own text.</li> </ul>
11	8	The Inspiration to Draft	<ul style="list-style-type: none"> <li>I can inspire myself to write better than ever as a way to improve drafting.</li> </ul>
12	8	Continue: The Inspiration to Draft	<ul style="list-style-type: none"> <li>I can inspire myself to write better than ever as a way to improve drafting.</li> </ul>
13	9	Becoming Your Own Teacher	<ul style="list-style-type: none"> <li>I can confer with myself as I revise.</li> </ul>
14	10	Revising the Narrative Portion of a Memoir	<ul style="list-style-type: none"> <li>I can remember that if my memoir contains narrative, those stories need to have meaning.</li> </ul>
15	10	Continue: Revising the Narrative Portion of a Memoir	<ul style="list-style-type: none"> <li><i>Language target:</i> <ul style="list-style-type: none"> <li>I can use cause and effect to link events in my writing.</li> </ul> </li> </ul>
16	11	Editing for Voice	<ul style="list-style-type: none"> <li>I can edit and write in a way to allow my voice to come through.</li> </ul>
17	11	Continue: Editing for Voice	<ul style="list-style-type: none"> <li><i>Language target:</i> <ul style="list-style-type: none"> <li>I can use correct verb/subject agreements and verb tenses. (Page 92)</li> </ul> </li> </ul>



BEND 3			
DAY	SESSION	TOPIC	OBJECTIVES
18	Extra	Additional Session: Mini-Celebration/Reflection/Sharing (Page 94)	<ul style="list-style-type: none"> <li>I can reflect on what I've learned and set new goals for myself.</li> </ul>
19	12	Seeing Again, with New Lenses: Interpreting Your Own Story	<ul style="list-style-type: none"> <li>I can discover new memoir ideas by studying myself like a character in a book.</li> </ul>
20	12	Continue: Seeing Again, with New Lenses: Interpreting Your Own Story	<ul style="list-style-type: none"> <li><i>Language target:</i> <ul style="list-style-type: none"> <li>I can compare my ideas about character in literature to ideas about myself.</li> </ul> </li> </ul>
21	13	Flash-Drafting	<ul style="list-style-type: none"> <li>I can draft my second memoir in one sitting by imagining how the piece will be structured, then writing quickly.</li> </ul>
22	14	Revising the Expository Portions of a Memoir	<ul style="list-style-type: none"> <li>I can write about ideas by finding or creating a structure that will allow me to say what I want to say.</li> </ul>
23	14	Continue: Revising the Expository Portions of a Memoir	<ul style="list-style-type: none"> <li>I can write about ideas by finding or creating a structure that will allow me to say what I want to say.</li> </ul>
24	15	Reconsidering the Finer Points	<ul style="list-style-type: none"> <li>I can understand that the best details are the truest.</li> </ul>
25	15	Continue: Reconsidering the Finer Points	<ul style="list-style-type: none"> <li><i>Language target:</i> <ul style="list-style-type: none"> <li>I can use transition words and phrases to link the narrative and narrative sections of my memoir.</li> </ul> </li> </ul>
26	16	Rereading Your Draft and Drawing on All You Know to Revise	<ul style="list-style-type: none"> <li>I can revise by re-reading my writing intently.</li> </ul>
27	16	Continue: Rereading Your Draft and Drawing on All You Know to Revise	<ul style="list-style-type: none"> <li><i>Language target:</i> <ul style="list-style-type: none"> <li>All previously taught Language Goals.</li> </ul> </li> </ul>
28	17	Metaphors Can Convey Big Ideas	<ul style="list-style-type: none"> <li>I can let one tiny detail represent the whole big message of my writing.</li> </ul>
29	17	Continue: Metaphors Can Convey Big Ideas	<ul style="list-style-type: none"> <li>I can let one tiny detail represent the whole big message of my writing.</li> </ul>
30	18	Editing to Match Sound to Meaning	<ul style="list-style-type: none"> <li>I can choose word, structures, and punctuation to convey content, mood, tone, and feeling by listening to my writing carefully.</li> </ul>

31	18	Continue: Editing to Match Sound to Meaning	<ul style="list-style-type: none"><li>I can choose word, structures, and punctuation to convey content, mood, tone, and feeling by listening to my writing carefully.</li></ul>
32	Extra	Additional Session: Final Copy	<ul style="list-style-type: none"><li>I can prepare my memoir to share with others.</li></ul>
33	19	An Author's Final Celebration	<ul style="list-style-type: none"><li>I can celebrate my writing success by placing my writing in the company of others.</li></ul>

## Unit 4 The Research-Based Argument Essay - Bend 1

BEND 1 GOALS	BEND 1 LEARNING TARGETS
<ul style="list-style-type: none"> <li>• Good writers investigate to understand an argument.</li> <li>• Good writers flash draft arguments.</li> <li>• Good writers carefully consider a variety of formats for their argument.</li> <li>• Good writers use persuasive language to justify their argument.</li> </ul>	<ul style="list-style-type: none"> <li>• I can investigate and collect information about both sides on an issue.</li> <li>• I can use what I know about structuring an essay to quickly write a full rough draft.</li> <li>• I can conduct research and provide evidence that supports my claim.</li> <li>• I can add relevant quotes to make my arguments more powerful.</li> <li>• I can conduct an inquiry of what makes a quote powerful.</li> <li>• I can re-draft to incorporate additional evidence and thinking.</li> <li>• I can make my voice powerful by analyzing evidence and explaining my thinking.</li> <li>• I can choose the best format that will effectively convey my message.</li> <li>• I can use modals and conjunctions to express my opinion.</li> <li>• I can use transition words and phrases to link my arguments.</li> <li>• I can use if then clauses to link claims and evidence.</li> </ul>
BEND 1 ACADEMIC VOCABULARY	BEND 1 LINKED STANDARDS
<ul style="list-style-type: none"> <li>• Argument</li> <li>• Support</li> <li>• Bolster</li> <li>• Evidence</li> <li>• Position</li> <li>• Relative</li> <li>• Incorporate</li> <li>• Analyze</li> <li>• Explain</li> </ul>	<p>W.5.1c, W.5.4, W.5.5, W.5.7, W.5.8, W.5.9b, W.5.10, W.6.1a,d, RI.5.1, RI.5.2, RI.5.7, RI.6.1, SL.5.1, SL.5.3, SL.5.4, L.5.1, L.5.2d, L.5.3, L.6.3b</p>

## Unit 4 The Research-Based Argument Essay - Bend 2

BEND 2 GOALS	BEND 2 LEARNING TARGETS
<ul style="list-style-type: none"> <li>• Good writers collect and organize information pertinent to their argument.</li> <li>• Good writers bring a critical perspective to their writing.</li> <li>• Good writers analyze their writing to make sure there are no weaknesses.</li> <li>• Good writers write with a target audience in mind.</li> <li>• Good writers use persuasive language to justify their argument.</li> </ul>	<ul style="list-style-type: none"> <li>• I can think about how to capture the information I need when starting a research project.</li> <li>• I can set up systems to collect my knowledge and research.</li> <li>• I can write critically by bringing everything I know about reading critically.</li> <li>• I can plan for and rehearse my entire draft.</li> <li>• I can choose a tricky place to focus on as I work.</li> <li>• I can strengthen my claims by including evidence, supporting the opposing viewpoint and offering a rebuttal.</li> <li>• I can ensure my own arguments are solid by evaluating evidence.</li> <li>• I can tailor my arguments to appeal to a particular audience.</li> <li>• I can share my arguments in a panel.</li> <li>• I can use argument skills in a variety of ways and contents.</li> <li>• I can use modals and conjunctions to express my opinion.</li> <li>• I can use transitional phrases to acknowledge and rebut counterclaims.</li> </ul>
BEND 2 ACADEMIC VOCABULARY	BEND 2 LINKED STANDARDS
<ul style="list-style-type: none"> <li>• Argument</li> <li>• Support</li> <li>• Evidence</li> <li>• Position</li> <li>• Relative</li> <li>• Incorporate</li> <li>• Analyze</li> <li>• Explain</li> <li>• Rebuttal</li> <li>• View Point</li> <li>• Counter Claims</li> <li>• Claims</li> </ul>	<p>W.5.1, W.5.5, W.5.7, W.5.8, W.5.9b, W.5.10, W.6.1, RI.5.1, RI.5.2, RI.5.7, RI.5.8, RI.6.1, RL.5.1, RL.6.1, SL.5.1, SL.5.3, SL.5.6, L.5.1, L.5.2, L.5.3, L.5.6</p>

## Unit 4 The Research-Based Argument Essay - Bend 3

BEND 3 GOALS	BEND 3 LEARNING TARGETS
<ul style="list-style-type: none"> <li>• Good writers stand and be counted.</li> <li>• Good writers evaluate the validity of their argument.</li> <li>• Good writers make paragraphing choices.</li> <li>• Good writers find a place to share their writing in the world.</li> <li>• Good writers use persuasive language to justify their argument.</li> </ul>	<ul style="list-style-type: none"> <li>• I can stand up for what I believe in and build a strong case.</li> <li>• I can find persuasive evidence in everyday life.</li> <li>• I can take stock of my progress, set goals, and move forward.</li> <li>• I can strengthen my argument by using everything I know about other types of writing.</li> <li>• I can strengthen my claims by making sure my evidence doesn't depend on flawed reasoning.</li> <li>• I can use editing strategies I know and make decision about non-fiction paragraphs.</li> <li>• I can share and discuss my writing for plan how and where it will live in the world.</li> <li>• I can use modals and conjunctions to express my opinion.</li> <li>• I can use if...then... statements to increase the validity of an argument.</li> </ul>
BEND 3 ACADEMIC VOCABULARY	BEND 3 LINKED STANDARDS
<ul style="list-style-type: none"> <li>• Previously taught language from Bends 1 and 2</li> <li>• Often</li> <li>• Sometime,</li> <li>• Usually</li> <li>• Frequently</li> <li>• In many cases</li> <li>• In many instances</li> <li>• On many occasions</li> <li>• Commonly</li> <li>• Ordinarily</li> <li>• Countless</li> <li>• Innumerable</li> <li>• Scores of</li> <li>• Diverse</li> </ul>	<p>W.5.1a, W.5.3, W.5.5, W.5.7, W.5.8, W.5.9b, W.5.10, W.6.1a, RI.5.1, RI.5.2, RI.5.4, RI.5.7, RI.5.8, RI.6.1, RL.5.1, RL.6.1, SL.5.1, SL.5.3, SL.5.6, L.5.1, L.5.2, L.5.3, L.5.6</p>

## Unit 4 - Daily Objectives

BEND 1			
DAY	SESSION	TOPIC	OBJECTIVES
1	1	Investigating to Understand an Argument	<ul style="list-style-type: none"> <li>I can investigate and collect information about both sides on an issue.</li> </ul>
2	2	Flash-Drafting Arguments	<ul style="list-style-type: none"> <li>I can use what I know about structuring an essay to quickly write a full rough draft.</li> </ul>
3	2	Continue: Flash-Drafting Arguments	<ul style="list-style-type: none"> <li><i>Language target:</i> <ul style="list-style-type: none"> <li>I can use modals and conjunctions to express my opinion. (Page 21)</li> </ul> </li> </ul>
4	3	Using Evidence to Build Argument	<ul style="list-style-type: none"> <li>I can conduct research and provide evidence that supports my claim.</li> </ul>
5	3	Continue: Using Evidence to Build Argument	<ul style="list-style-type: none"> <li>I can use the Opinion Writing Checklist to set goals. (Page 36)</li> <li><i>Language target:</i> I can use transition words and phrases to link my arguments.</li> </ul>
6	4	Using Quotations to Arguments	<ul style="list-style-type: none"> <li>I can add relevant quotes to make my arguments more powerful.</li> </ul>
7	4	Continue: Using Quotations to Arguments	<ul style="list-style-type: none"> <li>I can conduct an inquiry of what makes a quote powerful.</li> <li><i>Language target:</i> I can use transition words and phrases that set up quotations.</li> </ul>
8	5	Re-drafting to Add More Evidence	<ul style="list-style-type: none"> <li>I can re-draft to incorporate additional evidence and thinking.</li> </ul>
9	6	Balancing Evidence with Analysis	<ul style="list-style-type: none"> <li>I can make my voice powerful by analyzing evidence and explaining my thinking.</li> </ul>
10	6	Continue: Balancing Evidence with Analysis	<ul style="list-style-type: none"> <li><i>Language target:</i> <ul style="list-style-type: none"> <li>I can use if then clauses to link claims and evidence. (Page 58).</li> </ul> </li> </ul>
11	7	Signed, Sealed, Delivered	<ul style="list-style-type: none"> <li>I can choose the best format that will effectively convey my message.</li> </ul>

BEND 2			
DAY	SESSION	TOPIC	OBJECTIVES
12	8	Taking Arguments Up a Notch	<ul style="list-style-type: none"> <li>I can think about how to capture the information I need when starting a research project.</li> </ul>
13	8	Continue: Taking Arguments Up a Notch	<ul style="list-style-type: none"> <li>I can set up systems to collect my knowledge and research.</li> </ul>
14	9	Bringing a Critical Perspective to Writing	<ul style="list-style-type: none"> <li>I can write critically by bringing everything I know about reading critically.</li> </ul>
15	10	Rehearsing the Whole, Refining a Part	<ul style="list-style-type: none"> <li>I can plan for and rehearse my entire draft.</li> </ul>
16	10	Continue: Rehearsing the Whole, Refining a Part	<ul style="list-style-type: none"> <li>I can choose a tricky place to focus on as I work.</li> </ul>
17	11	Rebuttals, Responses, and Counterclaims	<ul style="list-style-type: none"> <li>I can strengthen my claims by including evidence, supporting the opposing viewpoint and offering a rebuttal.</li> </ul>
18	11	Continue: Rebuttals, Responses, and Counterclaims	<ul style="list-style-type: none"> <li><i>Language target:</i> <ul style="list-style-type: none"> <li>I can use transitional phrases to acknowledge and rebut counterclaims. (Page 108)</li> </ul> </li> </ul>
19	12	Evaluating Evidence	<ul style="list-style-type: none"> <li>I can ensure my own arguments are solid by evaluating evidence.</li> </ul>
20	12	Continue: Evaluating Evidence	<ul style="list-style-type: none"> <li><i>Language target:</i> <ul style="list-style-type: none"> <li>I can use transitional phrases to acknowledge and rebut counterclaims. (Page 108)</li> </ul> </li> </ul>
21	13	Appealing to the Audience	<ul style="list-style-type: none"> <li>I can tailor my arguments to appeal to a particular audience.</li> </ul>
22	13	Continue: Appealing to the Audience	<ul style="list-style-type: none"> <li><i>Language target:</i> <ul style="list-style-type: none"> <li>I can use modals and conjunctions to express my opinion.</li> </ul> </li> </ul>
23	Extra	Additional Session: Final Copy	<ul style="list-style-type: none"> <li>I can polish my writing for an audience.</li> </ul>
24	14	A Mini-Celebration	<ul style="list-style-type: none"> <li>I can share my arguments in a panel.</li> </ul>
25	15	Argument across the Curriculum	<ul style="list-style-type: none"> <li>I can use argument skills in a variety of ways and contents.</li> </ul>

BEND 3			
DAY	SESSION	TOPIC	OBJECTIVES
26	16	Taking Opportunities to Stand and Be Counted	<ul style="list-style-type: none"> <li>I can stand up for what I believe in and build a strong case.</li> </ul>
27	17	Everyday Research	<ul style="list-style-type: none"> <li>I can find persuasive evidence in everyday life.</li> </ul>
28	17	Continue: Everyday Research	<ul style="list-style-type: none"> <li>I can find persuasive evidence in everyday life.</li> </ul>
29	18	Taking Stock and Setting Writing Tasks	<ul style="list-style-type: none"> <li>I can take stock of my progress, set goals, and move forward.</li> </ul>
30	19	Using All You Know from Other Types of Writing to Make Your Arguments More Powerful	<ul style="list-style-type: none"> <li>I can strengthen my argument by using everything I know about other types of writing.</li> </ul>
31	19	Continue: Using All You Know from Other Types of Writing to Make Your Arguments More Powerful	<ul style="list-style-type: none"> <li><i>Language target:</i> <ul style="list-style-type: none"> <li>I can use modals and conjunctions to express my opinion.</li> </ul> </li> </ul>
32	20	Evaluating the Validity of Your Argument	<ul style="list-style-type: none"> <li>I can strengthen my claims by making sure my evidence doesn't depend on flawed reasoning.</li> </ul>
33	20	Continue: Evaluating the Validity of Your Argument	<ul style="list-style-type: none"> <li><i>Language target:</i> <ul style="list-style-type: none"> <li>I can use if...then... statements to increase the validity of an argument. (Page 187)</li> </ul> </li> </ul>
34	21	Paragraphing Choices	<ul style="list-style-type: none"> <li>I can use editing strategies I know and make decision about non-fiction paragraphs.</li> </ul>
35	21	Continue: Paragraphing Choices	<ul style="list-style-type: none"> <li>I can use editing strategies I know and make decision about non-fiction paragraphs.</li> </ul>
36	Extra	Additional Session: Final Copy	<ul style="list-style-type: none"> <li>I can publish my writing to present to an audience.</li> </ul>
37	22	Celebration: Taking Positions, Developing Stances	<ul style="list-style-type: none"> <li>I can share and discuss my writing for plan how and where it will live in the world.</li> </ul>



### THIRD GRADE BOTTOM LINES - NARRATIVE

STEP 9	STEP 10	STEP 11	STEP 12
<p><b>Multiple plots, events (3.5)</b></p> <ul style="list-style-type: none"> <li>Trace characters across multiple episodes, elaborating own understanding as the story progresses</li> <li>Relate earlier and later parts of a text, figuring out how they make sense together</li> </ul> <p><b>Cross-book themes (RL 2.9)</b></p> <ul style="list-style-type: none"> <li>Connect general themes among books, discussing some similarities and differences</li> </ul> <p><b>Deep retell (3.2)</b></p> <ul style="list-style-type: none"> <li>Retell stories using some synthesis and interpretation of events - going beyond factual recall and sequencing and including character motivation, feelings/actions/thoughts</li> </ul> <p><b>Types of conflict (4.6)</b></p> <ul style="list-style-type: none"> <li>Recognize the difference between internal and external conflict, and can identify types of conflict (person vs. person, vs. nature, vs. self)</li> </ul> <p><b>*Written comprehension questions begin</b></p>	<p><b>Genre I (RL 2.5)</b></p> <ul style="list-style-type: none"> <li>Use knowledge of literary genre to support comprehension.</li> </ul> <p><b>Search Text (RL 3.1)</b></p> <ul style="list-style-type: none"> <li>Identify pertinent information in a text when searching for answers</li> </ul> <p><b>Connect Within Text (RL 3.5)</b></p> <ul style="list-style-type: none"> <li>Connect different parts of a text to build understanding of overall meaning</li> </ul> <p><b>Character Perspective (RL 4.3)</b></p> <ul style="list-style-type: none"> <li>Understand that characters and perspectives revealed by what they say, think, and do and what others say/think. Characters change over time.</li> </ul> <p><b>Citing Evidence V</b></p> <ul style="list-style-type: none"> <li>Evaluate the use of evidence by another reader in order to push inferential and critical thinking</li> </ul>	<p><b>New Info (RL 3.2, RI 3.2)</b></p> <ul style="list-style-type: none"> <li>Incorporate new information into own understanding of narrative topic</li> </ul> <p><b>Figurative (RL 3.4, RL 5.4)</b></p> <ul style="list-style-type: none"> <li>Recognize some figurative language and make attempts to understand beyond a literal interpretation</li> </ul> <p><b>Skim</b></p> <ul style="list-style-type: none"> <li>Skim text independently to find information and clarify meaning</li> </ul> <p><b>Revise predictions</b></p> <ul style="list-style-type: none"> <li>Revise understanding of a text while reading when initial ideas no longer fit the story</li> </ul> <p><b>Paraphrase</b></p> <ul style="list-style-type: none"> <li>Test own understanding of a text by summarizing, paraphrasing, or self-questioning</li> </ul>	<p><b>Genre II (RL 3.5, RL 3.10)</b></p> <ul style="list-style-type: none"> <li>Use knowledge of literary genre and text structure (chapter, scene, stanza) to support comprehension.</li> <li>Engage in reading different genres</li> </ul> <p><b>Evaluate Interpretations (SL 4.3)</b></p> <ul style="list-style-type: none"> <li>Entertain and evaluate differing interpretations of a story: Use comparison and analogy to explain ideas</li> </ul>

### THIRD GRADE BOTTOM LINES - NON-FICTION

STEP 9	STEP 10	STEP 11	STEP 12
<p><b>Definitions II - Single Section (RI 1.4, 1.5)</b></p> <ul style="list-style-type: none"> <li>Define the characteristics/ behavior of a topic that appears in a single section but is not explicitly stated in the text</li> </ul> <p><b>Organizing Information (RI 2.3, 3.3, 3.8)</b></p> <ul style="list-style-type: none"> <li>Organize information in a text on a given topic in a logical order based on size, time, distance, etc.</li> </ul> <p><b>Citing Evidence II (RI 1.1, 2.1)</b></p> <ul style="list-style-type: none"> <li>Use details and events in a story to support answers to inferential and critical thinking questions</li> </ul> <p><b>Compare &amp; Contrast IV - Ideas Across Text (RI 3.9)</b></p> <ul style="list-style-type: none"> <li>Able to compare and contrast the most important key details for a key point presented in two texts on the same topic.</li> </ul>	<p><b>Main Idea II - Overall Text (RI 2.5, 3.2)</b></p> <ul style="list-style-type: none"> <li>Identify the primary idea of an informational text that has one main idea and sections that follow a logical order</li> </ul> <p><b>Author's Purpose II - Point of View (RI 3.6)</b></p> <ul style="list-style-type: none"> <li>Able to distinguish their own point of view from that of the author of a text.</li> </ul> <p><b>Citing Evidence IV (RI 2.7, RI 4.1)</b></p> <ul style="list-style-type: none"> <li>Cites the best evidence from a story to support answers to inferential and critical thinking questions</li> </ul> <p><b>Background Knowledge II - Other Sources</b></p> <ul style="list-style-type: none"> <li>Acquire background knowledge from other sources to support comprehension of new concepts</li> </ul> <p><b>Explain Processes (RI 3.3, 3.8)</b></p> <ul style="list-style-type: none"> <li>Explain processes by defining sequential steps and their relationship to one another</li> </ul> <p><b>Text Features II - Subsections (RI 2.5)</b></p> <ul style="list-style-type: none"> <li>Use headings and tables of contents to find the right subsection to answer a specific question</li> </ul>	<p><b>Main Idea III - Subsections (RI 1.2, 2.2, 2.5)</b></p> <ul style="list-style-type: none"> <li>Identify the primary idea of a section of informational text with one main idea</li> </ul> <p><b>Text Features III - Captions (RI 2.5)</b></p> <ul style="list-style-type: none"> <li>Use captions and their corresponding images to understand a core detail or concept from the text</li> </ul> <p><b>Citing Evidence V</b></p> <ul style="list-style-type: none"> <li>Evaluate the use of evidence by another reader in order to push inferential and critical thinking</li> </ul>	<p><b>Main Idea IV - Overall Text (RI 2.5, 3.2)</b></p> <ul style="list-style-type: none"> <li>Identify the primary idea of an informational text for which you have to deduce the connections between multiple sections</li> </ul> <p><b>Retell (RI 3.4, 4.2)</b></p> <ul style="list-style-type: none"> <li>Retell informational texts using main ideas, text features and key vocabulary</li> </ul> <p><b>Definitions III - Cross-Section (RI 3.4, 4.3)</b></p> <ul style="list-style-type: none"> <li>Define the characteristics/behavior of the key topic that gets defined across multiple sections</li> </ul> <p><b>Text Features IV - Stand-Alone Visuals (RI 1.7, 2.7, 3.7)</b></p> <ul style="list-style-type: none"> <li>Utilize stand-alone (don't require text to be understood) charts, diagrams, or pictures to understand text</li> </ul>

# THIRD GRADE

Day	RC (N) Objective	RC (N) Text	Day	RA (NF) Objective	RC (NF) Text
Unit 1 6	<ul style="list-style-type: none"> <li>• <b>SWBAT classify literary text as a story (RL 3.5)</b></li> <li>• SWBAT make inferences based on a title</li> <li>• SWBAT make predictions about what will happen next in a story</li> </ul>	Henry and the Buccaneer Bunnies by Carolyn Crimi	Unit 1 6	<ul style="list-style-type: none"> <li>• <b>SWBAT identify characteristics of an informational text. (RI.3.5)</b></li> <li>• SWBAT identify facts in an informational text.</li> </ul>	Everything Dolphin by Marty Crisp
7	<ul style="list-style-type: none"> <li>• SWBAT classify literary text as a story</li> <li>• <b>SWBAT make predictions about what will happen next in a story (RL 3.1)</b></li> </ul>	Henry and the Buccaneer Bunnies by Carolyn Crimi	7	<ul style="list-style-type: none"> <li>• <b>SWBAT identify the author's purpose as: to entertain, to inform, or to persuade. (RI 3.7)</b></li> <li>• SWBAT identify text evidence that supports the author's purpose.</li> </ul>	Summer Olympics Events (Reading A-Z, Level Q)
8	<ul style="list-style-type: none"> <li>• SWBAT classify literary text as a story</li> <li>• <b>SWBAT make inferences based on a title (RL 3.1)</b></li> <li>• <b>SWBAT make predictions about what will happen next in a story (RL 3.1)</b></li> </ul>	Class Clown by Johanna Hurwitz	8	<ul style="list-style-type: none"> <li>• SWBAT identify the author's purpose as: to entertain, to inform, or to persuade.</li> <li>• <b>SWBAT identify text evidence that supports the author's purpose. (RI 3.8)</b></li> <li>• SWBAT determine the intended audience of informational text</li> </ul>	Summer Olympics Events (Reading A-Z, Level Q)
9	<ul style="list-style-type: none"> <li>• SWBAT define the connecting reading strategy</li> <li>• <b>SWBAT make a personal connection to the text</b></li> </ul>	Class Clown by Johanna Hurwitz	9	<ul style="list-style-type: none"> <li>• SWBAT identify the author's purpose as: to entertain, to inform, or to persuade.</li> <li>• SWBAT identify text evidence that supports the author's purpose.</li> <li>• <b>SWBAT determine the intended audience of informational text (RI 3.6)</b></li> </ul>	<p><a href="#">"Smoking Hurts the Lungs and Heart"</a> (persuade)</p> <p><a href="#">"Hispanic Population Soars"</a> (inform)</p> <p><a href="#">"Casey Saves the Play"</a> (entertain)</p>
10	<ul style="list-style-type: none"> <li>• SWBAT define the connecting reading strategy</li> <li>• <b>SWBAT make a personal connection to the text</b></li> </ul>	Class Clown by Johanna Hurwitz	10	<ul style="list-style-type: none"> <li>• SWBAT identify the author's purpose as: to entertain, to inform, or to persuade.</li> <li>• <b>SWBAT identify text evidence that supports the author's purpose. (RI 3.8)</b></li> <li>• SWBAT determine the intended audience of informational text</li> </ul>	<p><a href="#">"Fit For Life"</a> (inform)</p> <p><a href="#">"A Tricky Monkey"</a> (entertain)</p> <p><b>"Ice City" for independent text</b></p>
11	<ul style="list-style-type: none"> <li>• SWBAT identify the components of a good summary</li> <li>• <b>SWBAT summarize text using their own words (RL 3.2)</b></li> </ul>	Class Clown by Johanna Hurwitz	11	<ul style="list-style-type: none"> <li>• <b>SWBAT determine the author's point of view on a given topic (RI 3.6)</b></li> <li>• SWBAT generate own point of view (independent of author's)</li> </ul>	Everest: Reaching for the Sky by Joy Masoff

12	<ul style="list-style-type: none"> <li>SWBAT identify the components of a good summary</li> <li><b>SWBAT summarize text using their own words (RL 3.2)</b></li> </ul>	Class Clown by Johanna Hurwitz	12	<ul style="list-style-type: none"> <li><b>SWBAT determine the author's point of view on a given topic (RI 3.6)</b></li> <li>SWBAT identify important facts from the text.</li> <li>SWBAT select facts from a text to prove ideas from the text.</li> </ul>	Everest: Reaching for the Sky by Joy Masoff
13	<ul style="list-style-type: none"> <li>SWBAT identify the components of a good summary</li> <li><b>SWBAT summarize text using their own words (RL 3.2)</b></li> </ul>	Class Clown by Johanna Hurwitz	13	<ul style="list-style-type: none"> <li><b>SWBAT identify important facts in a text. (RI 3.1)</b></li> <li>SWBAT select facts from a text to prove ideas from the text.</li> <li>SWBAT make predictions based on factual evidence.</li> <li>SWBAT predict a scenario based on facts from the text.</li> </ul>	Everest: Reaching for the Sky by Joy Masoff
14	<ul style="list-style-type: none"> <li>SWBAT classify literary text as a story</li> <li>SWBAT make inferences based on a title</li> <li><b>SWBAT define author's purpose (RL 3.5)</b></li> <li><b>SWBAT identify the author's purpose of a paragraph (RL 3.5)</b></li> <li>SWBAT identify the author's purpose of a passage</li> </ul>	The Girl Who Hated Books by Manjusha Pawagi	14	<ul style="list-style-type: none"> <li><b>SWBAT determine the author's point of view on a given topic (RI 3.6)</b></li> <li>SWBAT identify important facts from the text.</li> <li>SWBAT select facts from a text to prove ideas from the text.</li> <li>SWBAT generate own point of view (independent of author's)</li> </ul>	Coral Reefs (Reading A-Z, Level Q)
15	<ul style="list-style-type: none"> <li><b>SWBAT define author's purpose (RL 3.5)</b></li> <li>SWBAT identify the author's purpose of a paragraph</li> <li><b>SWBAT identify the author's purpose of a passage (RL 3.5)</b></li> </ul>	The Girl Who Hated Books by Manjusha Pawagi	15	<ul style="list-style-type: none"> <li>SWBAT determine the author's point of view on a given topic</li> <li><b>SWBAT identify important facts from the text. (RI 3.1)</b></li> <li>SWBAT select facts from a text to prove ideas from the text.</li> <li>SWBAT generate own point of view (independent of author's)</li> </ul>	Extreme Animals (Reading A-Z, Level Q)
16	<ul style="list-style-type: none"> <li>SWBAT classify literary text as a story</li> <li>SWBAT make inferences based on a title</li> <li><b>SWBAT define author's purpose (RL 3.5)</b></li> <li><b>SWBAT identify the author's purpose of a paragraph (RL 3.5)</b></li> <li>SWBAT identify the author's purpose of a passage</li> </ul>	The Ugly Duckling by Jerry Pinkney - G2	16	<ul style="list-style-type: none"> <li>SWBAT define inference.</li> <li>SWBAT identify how to make an inference.</li> <li><b>SWBAT infer meaning from a specific line in an informational text. (RI 3.1)</b></li> </ul>	Salmon: A Link in the Food Chain (Reading A-Z, Level Q)
17	<ul style="list-style-type: none"> <li><b>SWBAT define author's purpose (RL 3.5)</b></li> <li>SWBAT identify the author's purpose of a paragraph</li> <li><b>SWBAT identify the author's purpose of a passage (RL 3.5)</b></li> </ul>	The Ugly Duckling by Jerry Pinkney	17	<ul style="list-style-type: none"> <li>SWBAT define inference.</li> <li>SWBAT identify how to make an inference.</li> <li><b>SWBAT infer meaning from a specific line in a text or a graph/diagram (RI 3.1)</b></li> </ul>	"Saving the Animals"
18	<ul style="list-style-type: none"> <li>SWBAT classify literary text as a story</li> <li>SWBAT make inferences based on a title</li> <li><b>SWBAT define author's purpose (RL 3.5)</b></li> <li>SWBAT identify the author's purpose of a paragraph</li> <li><b>SWBAT identify the author's purpose of a passage (RL 3.5)</b></li> </ul>	Miss Brooks Loves Books! (and I Don't) by Barbara Bottner	18	<ul style="list-style-type: none"> <li>SWBAT identify facts in a text using supporting details.</li> <li>SWBAT identify opinions in a text using clue words.</li> <li><b>SWBAT distinguish between facts and opinions in a text. (RI 3.1)</b></li> </ul>	A Butterfly Is Patent by Dianna Hutts Aston and Sylvia Long
19	<ul style="list-style-type: none"> <li><b>SWBAT identify explicit information in a text (RI 3.1)</b></li> <li>SWBAT identify the difference between explicit information and drawing conclusions</li> </ul>	King of the Playground by Phyllis Reynolds Naylor	19	<ul style="list-style-type: none"> <li>SWBAT identify facts in a text using supporting details.</li> </ul>	A Butterfly Is Patent by Dianna Hutts Aston and Sylvia Long

	<ul style="list-style-type: none"> <li>SWBAT draw reasonable conclusions in a text by using prior knowledge (schema) and textual evidence</li> </ul>			<ul style="list-style-type: none"> <li>SWBAT identify opinions in a text using clue words.</li> <li><b>SWBAT distinguish between facts and opinions in a text. (RI 3.1)</b></li> </ul>	
20	<ul style="list-style-type: none"> <li>SWBAT identify explicit information in a text</li> <li>SWBAT identify the difference between explicit information and drawing conclusions</li> <li><b>SWBAT draw reasonable conclusions in a text by using prior knowledge (schema) and textual evidence (RL 3.1)</b></li> </ul>	Mirette on the High Wire by Emily Arnold McCully	20	<ul style="list-style-type: none"> <li>SWBAT identify facts in a text using supporting details.</li> <li>SWBAT identify opinions in a text using clue words.</li> <li>SWBAT determine opinions in charts.</li> <li><b>SWBAT distinguish between facts and opinions in a text.</b></li> </ul>	A Visit to Kitt Peak (Reading A-Z, Level Q)
21	<ul style="list-style-type: none"> <li>SWBAT determines the topic in literary text</li> <li><b>SWBAT identify an additional title that reflects the main idea in a story (RL 3.2)</b></li> </ul>	Mirette on the High Wire by Emily Arnold McCully	21	<ul style="list-style-type: none"> <li>SWBAT identify facts in a text using supporting details.</li> <li>SWBAT identify opinions in a text using clue words.</li> <li>SWBAT determine opinions in charts.</li> <li><b>SWBAT distinguish between facts and opinions in a text. (RI 3.1)</b></li> </ul>	Fireworks (Reading A-Z, Level Q)
22	<ul style="list-style-type: none"> <li><b>End of unit assessment</b></li> </ul>		22	<ul style="list-style-type: none"> <li>SWBAT identify facts in a text using supporting details.</li> <li>SWBAT identify opinions in a text using clue words.</li> <li><b>SWBAT distinguish between facts and opinions in a text. (RI.3.1)</b></li> </ul>	<a href="#">Play Review: You Can't Have My Golden Charms &amp; Finding Nemo Movie Review</a>
Unit 2 23	<ul style="list-style-type: none"> <li><b>SWBAT identify characteristics of the realistic fiction genre (RL 3.5)</b></li> <li>SWBAT make inferences based on the title</li> <li>SWBAT identify the elements of a realistic fiction story (setting, characters, problem, attempts to resolve the problem, and solution)</li> </ul>	My Rotten Red-headed Older Brother by Patricia Polacco	23	<ul style="list-style-type: none"> <li><b>End of unit assessment</b></li> </ul>	
24	<ul style="list-style-type: none"> <li><b>SWBAT identify first person or third person points of view in a narrative (RL 3.6)</b></li> <li><b>SWBAT to identify the narrator in the story (RL 3.6)</b></li> </ul>	Super-completely and Totally the Messiest! By Judith Viorst	Unit 2 24	<ul style="list-style-type: none"> <li>SWBAT identify the title</li> <li>SWBAT understand the purpose of a title</li> <li><b>SWBAT identify some text features of an informational text (table of contents, headings and subheadings) (RI 3.5)</b></li> <li>SWBAT use text features to find information in a text</li> </ul>	Volcano: The Eruption and Healing of Mount St. Helens by Patricia Lauber
25	<ul style="list-style-type: none"> <li><b>SWBAT identify first person or third person points of view in a narrative (RL 3.6)</b></li> <li><b>SWBAT to identify the narrator in the story (RL 3.6)</b></li> </ul>	Tony's Bread by Tomie dePaola	25	<ul style="list-style-type: none"> <li><b>SWBAT identify some text features of an informational text (varied typeface such as bold and italicized text and glossary) (RI 3.5)</b></li> <li>SWBAT analyze how text features help readers comprehend an information</li> </ul>	Volcano: The Eruption and Healing of Mount St. Helens by Patricia Lauber

26	<ul style="list-style-type: none"> <li>• <b>SWBAT identify main and secondary characters (RL 3.3)</b></li> <li>• SWBAT figure out the personality trait of the main and secondary characters by drawing on specific details from the text</li> </ul>	Tony's Bread by Tomie dePaola	26	<ul style="list-style-type: none"> <li>• SWBAT identify some text features of an informational text (photographs, labels, captions)</li> <li>• SWBAT identifies specific purpose of a graphic</li> <li>• <b>SWBAT analyze how text features help readers comprehend an information (RI 3.5)</b></li> </ul>	<p>Volcano: The Eruption and Healing of Mount St. Helens by Patricia Lauber</p> <p><b>Mighty Glaciers by Ned Jensen (Reading A to Z, Level L) for independent text</b></p>
27	<ul style="list-style-type: none"> <li>• <b>SWBAT identify first person or third person points of view in a narrative (RL.3.6)</b></li> <li>• SWBAT to identify the narrator in the story</li> </ul>	Cool Zone with the Pain & the Great One by Judy Blume (Ch 1-2)	27	<ul style="list-style-type: none"> <li>• <b>SWBAT identify text features in an informational text (index, charts/graphs) (RI 3.5; RI 3.7)</b></li> <li>• SWBAT analyze information on a chart or graph</li> <li>• SWBAT analyze how text features help readers comprehend information.</li> </ul>	<p>Volcano: The Eruption and Healing of Mount St. Helens by Patricia Lauber</p>
28	<ul style="list-style-type: none"> <li>• SWBAT identify main and secondary characters</li> <li>• <b>SWBAT figure out the personality trait of the main and secondary characters by drawing on specific details from the text (RL 3.3)</b></li> <li>• SWBAT determines the topic in literary text</li> <li>• SWBAT identify an additional title that reflects the main idea in a story</li> </ul>	Cool Zone with the Pain & the Great One by Judy Blume (Ch 3-4)	28	<ul style="list-style-type: none"> <li>• <b>SWBAT identify text features in an informational text (maps) (RI 3.7)</b></li> <li>• SWBAT analyze how text features help readers comprehend information.</li> </ul>	Expedition 40: The Secret of the Seasons (Reading A-Z, Level R)
29	<ul style="list-style-type: none"> <li>• <b>SWBAT figure out the personality trait of the main and secondary characters by drawing on specific details from the text (RL.3.3)</b></li> <li>• SWBAT determines the topic in literary text</li> <li>• SWBAT identify an additional title that reflects the main idea in a story</li> </ul>	Silver Packages by Cynthia Rylant	29	<ul style="list-style-type: none"> <li>• <b>SWBAT identify text features in an informational text (diagrams) (RI 3.7)</b></li> <li>• SWBAT analyze how text features help readers comprehend information.</li> </ul>	Expedition 40: The Secret of the Seasons (Reading A-Z, Level R)
30	<ul style="list-style-type: none"> <li>• <b>SWBAT prove the personality trait of the secondary character by drawing on specific details from the text (RL.3.3)</b></li> <li>• SWBAT determines the topic in literary text</li> <li>• SWBAT identify an additional title that reflects the main idea in a story</li> </ul>	Chili Pepper Powder Surprise, Reading A-Z, Level Q	30	<ul style="list-style-type: none"> <li>• <b>SWBAT identify text features in an informational text (diagrams) (RI 3.7)</b></li> <li>• SWBAT analyze how text features help readers comprehend information.</li> </ul>	Earthquakes, Volcanoes, and Tsunamis (Reading A-Z, Level Q)
31	<ul style="list-style-type: none"> <li>• <b>SWBAT analyze character relationships of the main and secondary characters. (RL.3.3)</b></li> <li>• SWBAT determines the topic in literary text</li> <li>• SWBAT identify an additional title that reflects the main idea in a story</li> </ul>	Worst Friends (Spotlight on...Plot) by Agnes Gardner	31	<ul style="list-style-type: none"> <li>• <b>SWBAT identify text features in an informational text (parentheses and white space) (RI 3.5)</b></li> <li>• SWBAT analyze how text features help readers comprehend information.</li> </ul>	Earthquakes, Volcanoes, and Tsunamis (Reading A-Z, Level Q)
32	<ul style="list-style-type: none"> <li>• <b>SWBAT define conflict. (RL.3.3)</b></li> <li>• <b>SWBAT identify and describe an external (man against man) conflict. (RL.3.3)</b></li> <li>• SWBAT analyze character relationships of the main and</li> </ul>	The Mystery in the Backyard (Spotlight on...Plot) by Tom Conklin	32	<ul style="list-style-type: none"> <li>• <b>SWBAT understand characteristics of a dictionary (RI 3.5)</b></li> <li>• <b>SWBAT look up words in the glossary in a dictionary (RI 3.5; L.3.4.a; L.3.4.d)</b></li> </ul>	Tsunamis (Reading A-Z; level S)

	secondary characters.				
33	<ul style="list-style-type: none"> <li>• <b>SWBAT identify and describe an internal (man against self) conflict (RL.3.3)</b></li> </ul>	The Memory String by Eve Bunting	33	<ul style="list-style-type: none"> <li>• SWBAT understand characteristics of thesauruses</li> <li>• <b>SWBAT look up words in the informational text in a thesaurus and find synonyms (L.3.4.a; L.3.4.d)</b></li> </ul>	Tsunamis (Reading A-Z; level S)
34	<ul style="list-style-type: none"> <li>• SWBAT identify and describe an external (man against man) conflict. (RL.3.3)</li> <li>• SWBAT identify and describe an internal (man against self) conflict (RL.3.3)</li> </ul>	The Memory String by Eve Bunting	34	<ul style="list-style-type: none"> <li>• <b>SWBAT utilize both a dictionary and a thesaurus to look up either the meaning or a synonym of a word using previously read text in this unit. (L.3.4.a; L.3.4.d)</b></li> </ul>	Previously used text
35	<ul style="list-style-type: none"> <li>• <b>SWBAT identify the plot of a story. (RL.3.1)</b></li> <li>• SWBAT identify and describe an external (man against man) conflict.</li> <li>• SWBAT identify and describe an internal (man against self) conflict</li> </ul>	Morty and Suitcase Caper, Reading A-Z, Level Q	35	<ul style="list-style-type: none"> <li>• <b>End of unit assessment</b></li> </ul>	
36	<ul style="list-style-type: none"> <li>• SWBAT identify main characters</li> <li>• <b>SWBAT figure out the personality trait of the main characters by drawing on specific details from the text (RL.3.3)</b></li> <li>• SWBAT identify and describe an external (man against man) conflict.</li> <li>• SWBAT identify and describe an internal (man against self) conflict</li> </ul>	Stone Fox by John Reynolds Gardiner Ch. 1	Unit 3 36	<ul style="list-style-type: none"> <li>• <b>SWBAT identify characteristics of a descriptive text (RI 3.4)</b></li> <li>• SWBAT identify another name for the topic of a section</li> <li>• SWBAT discuss facts learned about a topic.</li> </ul>	...If You Lived 100 Years Ago by Ann McGovern
37	<ul style="list-style-type: none"> <li>• SWBAT identify secondary characters</li> <li>• <b>SWBAT figure out the personality trait of the secondary characters by drawing on specific details from the text (RL.3.3)</b></li> <li>• SWBAT identify and describe an external (man against man) conflict.</li> <li>• SWBAT identify and describe an internal (man against self) conflict</li> </ul>	Stone Fox by John Reynolds Gardiner Ch. 2	37	<ul style="list-style-type: none"> <li>• SWBAT identify characteristics of a descriptive text</li> <li>• <b>SWBAT identify another name for the topic of a section (RI 3.2)</b></li> <li>• SWBAT discuss facts learned about a topic</li> </ul>	...If You Lived 100 Years Ago by Ann McGovern
38	<ul style="list-style-type: none"> <li>• SWBAT figure out the personality trait of the secondary characters by drawing on specific details from the text</li> <li>• SWBAT identify and describe an external (man against man) conflict.</li> <li>• <b>SWBAT identify and describe an external (man against nature) conflict) (RL.3.3)</b></li> <li>• SWBAT identify and describe an internal (man against self) conflict</li> </ul>	Stone Fox by John Reynolds Gardiner Ch. 3-4	38	<ul style="list-style-type: none"> <li>• SWBAT identify characteristics of a descriptive text</li> <li>• SWBAT identify another name for the topic of a section</li> <li>• <b>SWBAT discuss facts learned about a topic (RI 3.1)</b></li> </ul>	...If You Lived 100 Years Ago by Ann McGovern
39	<ul style="list-style-type: none"> <li>• <b>SWBAT identify a character's perspective (RL.3.6)</b></li> </ul>	Stone Fox by John Reynolds	39	<ul style="list-style-type: none"> <li>• SWBAT identify problem/solution text structure of</li> </ul>	The Great Chicago Fire by

	<ul style="list-style-type: none"> <li>SWBAT figure out the personality trait of the secondary characters by drawing on specific details from the text</li> <li>SWBAT identify and describe an external (man against man) conflict.</li> <li>SWBAT identify and describe an external (man against nature) conflict</li> <li>SWBAT identify and describe an internal (man against self) conflict</li> </ul>	Gardiner Ch. 5-6		<p>information in a text</p> <ul style="list-style-type: none"> <li><b>SWBAT determine the problem of a situation in an informational text (RI.3.2)</b></li> <li><b>SWBAT determine the solution of a situation in an informational text (RI.3.2)</b></li> </ul>	Janet McHugh
<b>40</b>	<ul style="list-style-type: none"> <li><b>SWBAT figure out why a character says or does something (character motivation) (RL.3.3)</b></li> <li>SWBAT compare and contrast the personality traits of Willy and Stone Fox</li> <li>SWBAT identify and describe an external (man against man) conflict.</li> <li>SWBAT identify and describe an external (man against nature) conflict</li> <li>SWBAT identify and describe an internal (man against self) conflict</li> </ul>	Stone Fox by John Reynolds Gardiner Ch. 7-8	<b>40</b>	<ul style="list-style-type: none"> <li><b>SWBAT determine the problem of a situation in an informational text (RI.3.2)</b></li> <li><b>SWBAT determine the solution of a situation in an informational text (RI.3.2)</b></li> </ul>	The Great Chicago Fire by Janet McHugh
<b>41</b>	<ul style="list-style-type: none"> <li><b>SWBAT determines the topic in literary text (RL 3.2)</b></li> <li><b>SWBAT identify an additional title that reflects the main idea in a story (RL 3.2)</b></li> <li>SWBAT determine the theme, or the big idea, of the story</li> <li>SWBAT identify and describe an external (man against man) conflict.</li> <li>SWBAT identify and describe an external (man against nature) conflict</li> <li>SWBAT identify and describe an internal (man against self) conflict</li> </ul>	Stone Fox by John Reynolds Gardiner Ch. 9-10	<b>41</b>	<ul style="list-style-type: none"> <li><b>SWBAT define cause and effect. (RI.3.3)</b></li> <li>SWBAT use signal words (if, then, because, since, so, before, after) to show cause and effect relationships.</li> <li>SWBAT analyze information and present it in a timelines</li> </ul>	Old Penn Station by William Low
<b>42</b>	<ul style="list-style-type: none"> <li><b>End of unit assessment</b></li> </ul>		<b>42</b>	<ul style="list-style-type: none"> <li>SWBAT define cause and effect.</li> <li>SWBAT use signal words (if, then, because, since, so, before, after) to show cause and effect relationships.</li> <li><b>SWBAT to determine the cause and effect (RI 3.3)</b></li> </ul>	Old Penn Station by William Low
<b>Unit 3</b> <b>43</b>	<ul style="list-style-type: none"> <li>SWBAT identify the plot of a story</li> <li><b>SWBAT identify the lesson learned by a character (RL 3.2)</b></li> <li><b>SWBAT identify the moral of a story (RL 3.2)</b></li> <li></li> </ul>	The Bee Tree by Patricia Polacco	<b>43</b>	<ul style="list-style-type: none"> <li>SWBAT define cause and effect.</li> <li>SWBAT use signal words (if, then, because, since, so, before, after) to show cause and effect relationships.</li> <li><b>SWBAT analyze information and present it in a timeline (RI 3.7)</b></li> </ul>	Titanic (Reading A-Z, Level S)
<b>44</b>	<ul style="list-style-type: none"> <li><b>SWBAT identify characteristics of fables (RL 3.5)</b></li> <li>SWBAT identify the plot of a story.</li> </ul>	Wolf and Lean Dog (EL article)	<b>44</b>	<ul style="list-style-type: none"> <li>SWBAT define cause and effect.</li> <li>SWBAT use signal words (if, then, because, since,</li> </ul>	Titanic (Reading A-Z, Level S)



	<ul style="list-style-type: none"> <li>SWBAT identify make-believe statements in a fable</li> <li><b>SWBAT identify the moral of a fable. (RL.3.2)</b></li> </ul>	Fox and Wolf (EL article)		<ul style="list-style-type: none"> <li>so, before, after) to show cause and effect relationships.</li> <li><b>SWBAT to determine the cause and effect (RI.3.3)</b></li> </ul>	
45	<ul style="list-style-type: none"> <li>SWBAT identify the plot of a story.</li> <li>SWBAT determine characteristics about the characters of a story.</li> <li>SWBAT identify make-believe statements in a fable</li> <li><b>SWBAT identify the moral of a fable. (RL.3.2)</b></li> </ul>	The Wolf in Sheep's Clothing (EL article)	45	<ul style="list-style-type: none"> <li>SWBAT identify characteristics of the sequential/time order text structure</li> <li><b>SWBAT analyze information presented in timelines (RI.3.7)</b></li> </ul>	Inventions (Reading A-Z, Level R)
46	<ul style="list-style-type: none"> <li>SWBAT identify the plot of a story.</li> <li>SWBAT determine characteristics about the characters of a story.</li> <li>SWBAT identify make-believe statements in a fable</li> <li><b>SWBAT identify examples of figurative language (similes and metaphors) (RL.3.4)</b></li> <li><b>SWBAT identify the moral of a fable (RL.3.2)</b></li> </ul>	Lon Po Po by Ed Young	46	<ul style="list-style-type: none"> <li>SWBAT identify characteristics of the sequential/time order text structure</li> <li><b>SWBAT determine the cause and effect of sequential events (RI.3.3)</b></li> </ul>	Inventions (Reading A-Z, Level R)
47	<ul style="list-style-type: none"> <li>SWBAT identify the plot of a story.</li> <li>SWBAT determine characteristics about the characters of a story.</li> <li>SWBAT identify make-believe statements in a fable</li> <li><b>SWBAT identify examples of figurative language (similes and metaphors) (RL.3.4)</b></li> <li><b>SWBAT identify the moral of a fable (RL.3.2)</b></li> </ul>	Lon Po Po by Ed Young  <b>A Golden Tragedy by Reading A-Z (Level P; F&amp;P Level N) for independent text</b>	47	<ul style="list-style-type: none"> <li><b>End of unit assessment</b></li> </ul>	
48	<ul style="list-style-type: none"> <li>SWBAT identify the plot of a story.</li> <li>SWBAT determine characteristics about the characters of a story.</li> <li>SWBAT determine the theme of the story by using clues from the plot and character development.</li> <li>SWBAT identify examples of figurative language (similes and metaphors)</li> <li><b>SWBAT use supporting details about the plot and characters to support the theme. (RL.3.2; RL.3.3)</b></li> </ul>	Great Joy, the Self-Respecting Ox (Spotlight On...)  <b>The Golden Flute, Reading A-Z, Level Q for independent text</b>	<b>Unit 4</b> <b>48</b>	<ul style="list-style-type: none"> <li>SWBAT identify the author's point of view about wolves</li> <li><b>SWBAT identify the main idea of a paragraph using the first or last sentence (RI.3.2)</b></li> </ul>	"Face to Face" in Face to Face with Wolves by Jim and Judy Brandenburg
49	<ul style="list-style-type: none"> <li>SWBAT determine the characteristics of multiple characters in a story</li> <li>SWBAT identify the plot of a story.</li> <li><b>SWBAT determine the theme of the story by using clues from the plot and character development. (RL.3.2; RL.3.3)</b></li> <li>SWBAT identify examples of figurative language</li> </ul>	Mufaro's Beautiful Daughters  <b>Chinzaemon the Silent, Reading A-Z, Level Q for independent text</b>	49	<ul style="list-style-type: none"> <li>SWBAT identify the main idea of a paragraph using the first or last sentence</li> <li><b>SWBAT use the clues in a paragraph to figure out the main idea of a paragraph (RI.3.2)</b></li> <li>SWBAT use the main idea of a passage to create a title for a passage.</li> </ul>	"Face to Face" in Face to Face with Wolves by Jim and Judy Brandenburg

	<ul style="list-style-type: none"> <li>(similes and metaphors)</li> <li>SWBAT use supporting details about the plot and characters to support the theme.</li> </ul>				
50	<ul style="list-style-type: none"> <li><b>SWBAT identify characteristics of legends (RL.3.5)</b></li> <li>SWBAT identify the plot of a story.</li> <li>SWBAT identify make-believe statements in a legend</li> <li>SWBAT identify examples of figurative language (alliteration, onomatopoeia, hyperbole)</li> <li>SWBAT determine the theme of the story by using clues from the plot and character development.</li> </ul>	Johnny Appleseed by Jane Yolen	50	<ul style="list-style-type: none"> <li>SWBAT identify specific facts and details about the appearance and behaviors of wolves</li> <li><b>SWBAT identify the main idea of a paragraph using the supporting details in a paragraph. (RI 3.2)</b></li> </ul>	"Meet the Wolf" in Face to Face with Wolves by Jim and Judy Brandenburg
51	<ul style="list-style-type: none"> <li><b>SWBAT identify characteristics of tall tales (RL.3.5)</b></li> <li>SWBAT identify the plot of a story.</li> <li>SWBAT identify make-believe statements in a tall tale</li> <li>SWBAT identify examples of figurative language (alliteration, onomatopoeia, hyperbole)</li> <li>SWBAT determine the theme of the story by using clues from the plot and character development.</li> </ul>	John Henry by Julius Lester	51	<ul style="list-style-type: none"> <li><b>SWBAT identify the main idea of a section of a text using the main idea of each paragraph. (RI 3.2)</b></li> </ul>	"Meet the Wolf" in Face to Face with Wolves by Jim and Judy Brandenburg
52	<ul style="list-style-type: none"> <li><b>SWBAT recognize terms commonly used in drama (RL.3.5)</b></li> <li>Classify literary text as a play (based on a tall tale)</li> <li>SWBAT identify examples of figurative language (alliteration, onomatopoeia, hyperbole)</li> </ul>	<a href="#">Master Man</a>	52	<ul style="list-style-type: none"> <li>SWBAT identify the main idea of a section of a text using the main idea of each paragraph.</li> <li><b>SWBAT figure out the main idea of a text using the chapter headings. (RI 3.2)</b></li> </ul>	"Making A Comeback" in Face to Face with Wolves by Jim and Judy Brandenburg
53	<ul style="list-style-type: none"> <li><b>SWBAT recognize terms commonly used in drama (RL.3.5)</b></li> <li>Classify literary text as a play (based on a tall tale)</li> <li>SWBAT identify examples of figurative language (alliteration, onomatopoeia, hyperbole)</li> <li></li> </ul>	<a href="#">Master Man</a>	53	<ul style="list-style-type: none"> <li><b>SWBAT distinguish main details from secondary details in a paragraph (RI 3.2)</b></li> </ul>	"Making A Comeback" in Face to Face with Wolves by Jim and Judy Brandenburg
54	<ul style="list-style-type: none"> <li><b>SWBAT recognize terms commonly used in drama (RL.3.5)</b></li> <li>Classify literary text as a play (based on a tall tale)</li> <li>SWBAT identify examples of figurative language (alliteration, onomatopoeia, hyperbole)</li> <li>SWBAT determine the theme of the story by using clues from the plot and character development.</li> </ul>	<a href="#">Master Man</a>	54	<ul style="list-style-type: none"> <li>SWBAT identify the steps for textual analysis</li> <li><b>SWBAT use the steps of textual analysis to extract information from a passage (RI 3.1)</b></li> </ul>	"Ghosts in the Twilight" pgs. 21 - 26
55	<ul style="list-style-type: none"> <li><b>SWBAT identify characteristics of myths (RL.3.5)</b></li> <li>SWBAT identify the plot of a story.</li> <li>SWBAT identify make-believe statements in a myth</li> <li>SWBAT identify examples of figurative language (similes, metaphors, alliteration, onomatopoeia, hyperbole)</li> </ul>	World Mythology: Athena by B.A. Hoena	55	<ul style="list-style-type: none"> <li><b>SWBAT distinguish main details from secondary details in a text (RI 3.1; RI 3.2)</b></li> </ul>	"Ghosts in the Twilight" pgs. 21 - 26

	<ul style="list-style-type: none"> <li>SWBAT determine the theme of the story by using clues from the plot and character development.</li> </ul>				
56	<ul style="list-style-type: none"> <li>SWBAT identify characteristics of myths</li> <li>SWBAT identify the plot of a story.</li> <li><b>SWBAT identify make-believe statements in a myth (RL.3.5)</b></li> <li>SWBAT identify examples of figurative language (similes, metaphors, alliteration, onomatopoeia, hyperbole)</li> <li>SWBAT determine the theme of the story by using clues from the plot and character development.</li> </ul>	World Mythology: Athena by B.A. Hoena	56	<ul style="list-style-type: none"> <li>SWBAT identify the steps for textual analysis</li> <li><b>SWBAT use the steps of textual analysis to extract information from a passage (RI 3.1)</b></li> </ul>	<a href="#">Humans Have Killed off Plants and Animals</a> article
57	<ul style="list-style-type: none"> <li>SWBAT identify characteristics of myths</li> <li><b>SWBAT identify the plot of a story. (RL.3.1)</b></li> <li>SWBAT identify make-believe statements in a myth</li> <li>SWBAT identify examples of figurative language (similes, metaphors, alliteration, onomatopoeia, hyperbole)</li> <li>SWBAT determine the theme of the story by using clues from the plot and character development.</li> </ul>	World Mythology: Zeus by B.A. Hoena	57	<ul style="list-style-type: none"> <li>SWBAT identify the components of an informational text retell</li> <li><b>SWBAT retell an informational text passage (RI 3.2)</b></li> </ul>	<a href="#">The White Wolf</a> article
58	<ul style="list-style-type: none"> <li>SWBAT identify characteristics of myths</li> <li><b>SWBAT identify the plot of a story. (RL.3.1)</b></li> <li>SWBAT identify make-believe statements in a myth</li> <li>SWBAT identify examples of figurative language (similes, metaphors, alliteration, onomatopoeia, hyperbole)</li> <li>SWBAT determine the theme of the story by using clues from the plot and character development.</li> </ul>	World Mythology: Zeus by B.A. Hoena	58	<ul style="list-style-type: none"> <li>SWBAT identify the components of an informational text retell</li> <li><b>SWBAT retell an informational text passage (RI 3.2)</b></li> </ul>	<a href="#">Catching Wolves Catching Yawns</a> article
59	<ul style="list-style-type: none"> <li>SWBAT identify characteristics of myths</li> <li><b>SWBAT identify the plot of a story. (RL.3.1)</b></li> <li>SWBAT identify make-believe statements in a myth</li> <li>SWBAT identify examples of figurative language (similes, metaphors, alliteration, onomatopoeia, hyperbole)</li> <li>SWBAT determine the theme of the story by using clues from the plot and character development.</li> </ul>	World Mythology: Poseidon by B.A. Hoena	59	<ul style="list-style-type: none"> <li>SWBAT distinguish main details from secondary details in a text</li> <li><b>SWBAT identify the main idea of a text using the main idea of each section of text (RI 3.2)</b></li> </ul>	<a href="#">A Plan To Protect Wolves</a> article
60	<ul style="list-style-type: none"> <li>SWBAT identify characteristics of myths</li> <li><b>SWBAT identify the plot of a story. (RL.3.1)</b></li> <li>SWBAT identify make-believe statements in a myth</li> <li>SWBAT identify examples of figurative language (similes, metaphors, alliteration, onomatopoeia, hyperbole)</li> <li>SWBAT determine the theme of the story by using clues</li> </ul>	World Mythology: Poseidon by B.A. Hoena	60	<ul style="list-style-type: none"> <li>SWBAT identify the steps for textual analysis</li> <li><b>SWBAT use the steps of textual analysis to extract information from a passage. (RI 3.1)</b></li> <li>SWBAT answer questions that require thinking beyond the text.</li> </ul>	<a href="#">Dogs and Wolves</a> article

	from the plot and character development.				
61	<ul style="list-style-type: none"> <li>• <b>SWBAT identify examples of figurative language (similes, metaphors, alliteration, onomatopoeia, hyperbole) (RL.4.4)</b></li> <li>• SWBAT determine the theme of the story by using clues from the plot and character development.</li> </ul>	Sugar Cane: A Caribbean Rapunzel	61	<ul style="list-style-type: none"> <li>• <b>End of unit assessment</b></li> </ul>	
62	<ul style="list-style-type: none"> <li>• <b>End of unit assessment</b></li> </ul>		Unit 5 62	<ul style="list-style-type: none"> <li>• SWBAT identify steps in a "how-to" everyday text</li> <li>• <b>SWBAT draw conclusions about information in a "how-to" everyday text (RI 3.1)</b></li> </ul>	<a href="#">How to Write Secret Messages, Text 4 in Non Fiction Text Passages</a>
Unit 4 63	<ul style="list-style-type: none"> <li>• <b>SWBAT identify characteristics of the magical fantasy genre. (RL.3.5)</b></li> </ul>	Jumanji by Chris Van Allsburg	63	<ul style="list-style-type: none"> <li>• SWBAT identify steps in a "how-to" everyday text</li> <li>• <b>SWBAT draw conclusions about information in a "how-to" everyday text (RI 3.2)</b></li> </ul>	<a href="#">How To Make a Swan, Text 13 in Non Fiction Text Passages</a>
64	<ul style="list-style-type: none"> <li>• <b>SWBAT determine the setting changes in a magical fantasy text. (RL.3.3; RL.3.5)</b></li> <li>• SWBAT determine how the setting impacted the story.</li> </ul>	Golem by David Wisniewski	64	<ul style="list-style-type: none"> <li>• SWBAT identify characteristics of newspaper articles</li> <li>• <b>SWBAT determine the main idea of a newspaper article (RI 3.2)</b></li> </ul>	Choice of NewsELA article
65	<ul style="list-style-type: none"> <li>• <b>SWBAT analyze the impact secondary characters make on main characters (their thoughts, actions, and mood/feelings). (RL.3.3)</b></li> </ul>	The Dragon's Child by Jenny Nimmo	65	<ul style="list-style-type: none"> <li>• SWBAT identify characteristics of magazine articles</li> <li>• SWBAT determine the main idea of a magazine article</li> <li>• <b>SWBAT identify the author's purpose of a magazine article (RI 3.1)</b></li> </ul>	Choice of magazine article
66	<ul style="list-style-type: none"> <li>• <b>SWBAT analyze the impact secondary characters make on main characters (their thoughts, actions, and mood/feelings). (RL.3.3)</b></li> </ul>	The Dragon's Child by Jenny Nimmo	66	<ul style="list-style-type: none"> <li>• <b>SWBAT determine the main idea of a poster (RI 3.2)</b></li> </ul>	<a href="#">Talent Show, Text 6 in Non Fiction Text Passages</a>  <a href="#">Text 6 in Non Fiction Text Passages (G2-3)</a>
67	<ul style="list-style-type: none"> <li>• <b>SWBAT figure out why a character says or does something (character motivation) (RL.3.3)</b></li> <li>• SWBAT go beyond a character's dialogue to figure out the non-literal meaning of what a character says.</li> </ul>	The Dragon's Child by Jenny Nimmo	67	<ul style="list-style-type: none"> <li>• <b>SWBAT determine fact and opinion in advertising (RI 3.1)</b></li> <li>• SWBAT locate details in advertisement</li> <li>• SWBAT recognize an assumption made in advertisement</li> </ul>	<a href="#">Text 12 and 23 in Non Fiction Text Passages (G2-3)</a>
68	<ul style="list-style-type: none"> <li>• SWBAT figure out why a character says or does something (character motivation)</li> <li>• <b>SWBAT go beyond a character's dialogue to figure out the non-literal meaning of what a character says. (RL.3.3)</b></li> </ul>	The Dragon's Child by Jenny Nimmo	68	<ul style="list-style-type: none"> <li>• SWBAT determine fact and opinion in advertising</li> <li>• <b>SWBAT locate details in advertisement (RI 3.1)</b></li> <li>• SWBAT recognize an assumption made in advertisement</li> </ul>	<a href="#">Crockett Travel Agency, Text 21 in Non Fiction Text Passages</a>
69	<ul style="list-style-type: none"> <li>• <b>SWBAT make logical predictions about a character's thoughts, actions and mood/feelings (RL.3.3)</b></li> </ul>	The Wretched Stone by Chris Van Allsburg	69	<ul style="list-style-type: none"> <li>• <b>End of unit assessment</b></li> </ul>	

70	<ul style="list-style-type: none"> <li>• <b>SWBAT make logical predictions about a character's thoughts, actions and mood/feelings (RL.3.3)</b></li> </ul>	The Wretched Stone by Chris Van Allsburg	<b>Unit 6</b>  <b>70</b>	<ul style="list-style-type: none"> <li>• <b>SWBAT identify the main idea and supporting details (RI 3.1; RI 3.2)</b></li> <li>• SWBAT define the scientific concept of "adaptation."</li> </ul>	<a href="#">Bullfrog at Magnolia Circle:</a> <a href="#">Bullfrog Habitat</a> <a href="#">Pgs. 4-7 and 12-15</a>
71	<ul style="list-style-type: none"> <li>• <b>Identifies make-believe statements in literary text (RL.3.1)</b></li> <li>• <b>Identifies onomatopoeia (Charlotte's Web) (RL.3.4)</b></li> <li>• Interprets onomatopoeia in literary text</li> </ul>	Charlotte's Web Ch 1-2	71	<ul style="list-style-type: none"> <li>• <b>SWBAT identify the main idea and supporting details (RI 3.1; RI 3.2)</b></li> <li>• SWBAT define the scientific concept of habitat.</li> <li>• SWBAT explain what helps a bullfrog survive.</li> </ul>	<a href="#">Bullfrog at Magnolia Circle:</a> <a href="#">Bullfrog Habitat</a> <a href="#">Pgs. 4-7 and 12-15</a>
72	<ul style="list-style-type: none"> <li>• <b>Identifies imagery or description (RL.3.4)</b></li> <li>• Identifies a literal description that supports a given idea</li> <li>• Identifies onomatopoeia (Charlotte's Web)</li> <li>• Interprets onomatopoeia in literary text</li> <li>• <b>Identifies the tone or mood of the text (RL.3.4)</b></li> </ul>	Charlotte's Web Ch 3-4	72	<ul style="list-style-type: none"> <li>• <b>SWBAT identify the main idea and supporting details (RI 3.1; RI 3.2)</b></li> </ul>	<a href="#">Bullfrog at Magnolia Circle:</a> <a href="#">Bullfrog Habitat</a> <a href="#">Pgs. 8-11 and 16-25</a>
73	<ul style="list-style-type: none"> <li>• <b>Identifies imagery or description (RL.3.4)</b></li> <li>• Identifies a literal description that supports a given idea</li> <li>• Identifies onomatopoeia (Charlotte's Web)</li> <li>• Interprets onomatopoeia in literary text</li> <li>• <b>Identifies the tone or mood of the text (RL.3.4)</b></li> </ul>	Charlotte's Web Ch 5-6	73	<ul style="list-style-type: none"> <li>• <b>SWBAT identify the main idea and supporting details (RI 3.1; RI 3.2)</b></li> <li>• SWBAT define the scientific concepts of predator and prey.</li> <li>• SWBAT explain what adaptations help bullfrogs survive.</li> </ul>	<a href="#">Bullfrog at Magnolia Circle:</a> <a href="#">Bullfrog Habitat</a> <a href="#">Pgs. 8-11 and 16-25</a>
74	<ul style="list-style-type: none"> <li>• <b>Infers the meaning of a phrase in a literary text (RL.3.4)</b></li> <li>• Uses context to determine the meaning of a phrase</li> <li>• <b>Identifies the tone or mood of the text (RL.3.4)</b></li> </ul>	Charlotte's Web Ch 7-8	74	<ul style="list-style-type: none"> <li>• <b>SWBAT identify the main idea and supporting details (RI 3.1; RI 3.2)</b></li> <li>• SWBAT explain what adaptations help bullfrogs survive.</li> </ul>	<a href="#">Bullfrog at Magnolia Circle:</a> <a href="#">Bullfrog Life Cycle</a> <a href="#">Pgs. 26-31</a>
75	<ul style="list-style-type: none"> <li>• <b>Infers the meaning of a phrase in a literary text (RL.3.4)</b></li> <li>• Uses context to determine the meaning of a phrase</li> <li>• <b>Identifies the tone or mood of the text (RL.3.4)</b></li> </ul>	Charlotte's Web Ch 9-10	75	<ul style="list-style-type: none"> <li>• <b>SWBAT identify the main idea and supporting details (RI 3.1; RI 3.2)</b></li> <li>• SWBAT define the scientific concept of amphibian.</li> </ul>	<a href="#">Bullfrog at Magnolia Circle:</a> <a href="#">Bullfrog Life Cycle</a> <a href="#">Pg. 32</a>
76	<ul style="list-style-type: none"> <li>• <b>Infers the meaning of a phrase in a literary text (RL.3.4)</b></li> <li>• Uses context to determine the meaning of a phrase</li> <li>• <b>Identifies the tone or mood of the text (RL.3.4)</b></li> </ul>	Charlotte's Web Ch 11-12	76	<ul style="list-style-type: none"> <li>• <b>SWBAT identify the main idea and supporting details (RI 3.1; RI 3.2)</b></li> <li>• SWBAT describe the different kinds of animal adaptations.</li> </ul>	"Staying Alive: Animal Adaptations"

77	<ul style="list-style-type: none"> <li>• <b>Infers the meaning of a phrase in a literary text (RL.3.4)</b></li> <li>• Uses context to determine the meaning of a phrase</li> <li>• <b>Identifies the tone or mood of the text (RL.3.4)</b></li> </ul>	Charlotte's Web Ch 13-14	77	<ul style="list-style-type: none"> <li>• <b>SWBAT use text features to find information (RI 3.5)</b></li> <li>• SWBAT determine the meaning of key words about freaky frogs.</li> </ul>	<a href="#">Everything You Need to Know about Frogs and Other Slippery Creatures</a>
78	<ul style="list-style-type: none"> <li>• <b>Analyzes dialogue to understand characters (RL.3.3)</b></li> <li>• Analyzes the effect of word choice in literary text</li> <li>• Identifies dialogue as the primary structure of a literary text</li> <li>• <b>Identifies the tone or mood of the text (RL.3.4)</b></li> </ul>	Charlotte's Web Ch. 15-16	78	<ul style="list-style-type: none"> <li>• <b>SWBAT ask and answer questions about frogs' skin (RI 3.1)</b></li> <li>• SWBAT describe how frogs shed their skin</li> </ul>	<a href="#">Everything You Need to Know about Frogs and Other Slippery Creatures</a>
79	<ul style="list-style-type: none"> <li>• <b>Analyzes dialogue to understand characters (RL.3.3)</b></li> <li>• Analyzes the effect of word choice in literary text</li> <li>• Identifies dialogue as the primary structure of a literary text</li> <li>• <b>Identifies the tone or mood of the text (RL.3.4)</b></li> </ul>	Charlotte's Web Ch 17-18	79	<ul style="list-style-type: none"> <li>• <b>SWBAT ask and answer questions about frogs' habitat (RI 3.1)</b></li> <li>• SWBAT describe an adaptation that helps a frog survive in a particular habitat</li> </ul>	<a href="#">Everything You Need to Know about Frogs and Other Slippery Creatures</a>
80	<ul style="list-style-type: none"> <li>• Analyzes dialogue to understand characters</li> <li>• <b>Analyzes the effect of word choice in literary text (RL.3.3)</b></li> <li>• Identifies dialogue as the primary structure of a literary text</li> <li>• <b>Identifies the tone or mood of the text (RL.3.4)</b></li> </ul>	Charlotte's Web Ch 19-20	80	<ul style="list-style-type: none"> <li>• <b>SWBAT identify the main idea of an excerpt from by reading the text closely (RI 3.2)</b></li> </ul>	"The Spadefoot Toad"
81	<ul style="list-style-type: none"> <li>• Analyzes dialogue to understand characters</li> <li>• <b>Analyzes the effect of word choice in literary text (RL.3.3)</b></li> <li>• Identifies dialogue as the primary structure of a literary text</li> <li>• <b>Identifies the tone or mood of the text (RL.3.4)</b></li> </ul>	Charlotte's Web Ch 21-22	81	<ul style="list-style-type: none"> <li>• <b>SWBAT ask and answer questions about glass frogs (RI 3.1)</b></li> </ul>	Everything You Need to Know about Frogs and Other Slippery Creatures "The Glass Frog" Pgs. 32-33
82	<ul style="list-style-type: none"> <li>• <b>End of unit assessment</b></li> </ul>		82	<ul style="list-style-type: none"> <li>• <b>SWBAT ask and answer questions about water-holding frogs (RI 3.1)</b></li> </ul>	Everything You Need to Know about Frogs and Other Slippery Creatures "The Water Holding Frog" Pgs. 36-37
Unit 5 83	<ul style="list-style-type: none"> <li>• <b>SWBAT define the genre historical fiction (RI 3.5)</b></li> <li>• SWBAT identify historical terms in historical fiction</li> <li>• <b>SWBAT distinguish between historical fact and fiction in a historical fiction text (RI 3.5)</b></li> </ul>	<a href="#">Short piece about Internment Camps during WW2</a>  The Bracelet by Yoshiko Uchida	83	<ul style="list-style-type: none"> <li>• <b>SWBAT ask and answer questions about the Amazon horned frog (RI 3.1)</b></li> </ul>	Everything You Need to Know about Frogs and Other Slippery Creatures "Amazon Horned Frog" Pgs. 20-21

84	<ul style="list-style-type: none"> <li>SWBAT apply knowledge learned from an informational article to understand a narrative text</li> <li><b>SWBAT explain how the character's lives are affected by the historical setting of the story (RI 3.5)</b></li> </ul>	<a href="#">Short article about the Jewish experience during WW2</a>	84	<ul style="list-style-type: none"> <li>SWBAT identify the main idea and details in two texts: Deadly Poison Dart Frogs and Poison Dart Frogs Up Close</li> <li><b>SWBAT compare and contrast the main ideas and key details of sections of Deadly Poison Dart Frogs and Poison Dart Frogs Up Close (RI.3.9)</b></li> </ul>	<p>Deadly Poison Dart Frogs Pgs. 14-15</p> <p>Poison Dart Frogs Up Close Pgs. 8-9</p>
85	<ul style="list-style-type: none"> <li><b>SWBAT build their schema of a historical time period using an informational article (RI 3.9; RL 3.9)</b></li> <li>SWBAT identify some causes and effects of WW2</li> <li>SWBAT predict the historical terms/facts that will be encountered in a historical fiction text (WW2 time period)</li> </ul>	<a href="#">WW2 Informational Text article</a>  Sadako Pre-reading	85	<ul style="list-style-type: none"> <li><b>End of unit assessment</b></li> </ul>	
86	<ul style="list-style-type: none"> <li><b>SWBAT explain how the historical setting impacts the characters' actions, thoughts, feelings, and motivations. (RL 3.3)</b></li> <li>SWBAT determine cause and effect in text</li> </ul>	Sadako by Eleanor Coerr Ch 1-2	Unit 7 86	<ul style="list-style-type: none"> <li><b>SWBAT cites text evidence to answer questions to important factual, inferential, and critical thinking questions about the country of Japan (RI 3.8)</b></li> </ul>	Exploring Countries: Japan
87	<ul style="list-style-type: none"> <li>SWBAT explain how the historical setting impacts the characters' actions, thoughts, feelings, and motivations.</li> <li><b>SWBAT determine cause and effect in text (RL 3.1)</b></li> </ul>	Sadako by Eleanor Coerr Ch 3-4	87	<ul style="list-style-type: none"> <li><b>SWBAT cites text evidence to answer questions to important factual, inferential, and critical thinking questions about the country of Japan (RI 3.8)</b></li> </ul>	Exploring Countries: Japan
88	<ul style="list-style-type: none"> <li><b>SWBAT apply knowledge of a time period to understand the character's feelings/mental state (RL 3.3; RL 3.9)</b></li> </ul>	Sadako by Eleanor Coerr Ch 5-6	88	<ul style="list-style-type: none"> <li><b>SWBAT cites text evidence to answer questions to important factual, inferential, and critical thinking questions about the country of Japan (RI 3.8)</b></li> </ul>	Exploring Countries: Japan
89	<ul style="list-style-type: none"> <li>SWBAT determines the topic in literary text</li> <li>SWBAT identify an additional title that reflects the main idea in a story</li> <li><b>SWBAT determine the theme, or the big idea, of the story (RL 3.2)</b></li> <li>SWBAT analyze evaluate text for evidence of bias or stereotypes</li> <li>SWBAT connect a theme in historical fiction to today's world.</li> </ul>	Sadako by Eleanor Coerr 7-9	89	<ul style="list-style-type: none"> <li><b>SWBAT cites text evidence to answer questions to important factual, inferential, and critical thinking questions about the country of Italy (RI 3.8)</b></li> </ul>	Exploring Countries: Italy
90	<ul style="list-style-type: none"> <li><b>SWBAT analyze different perspectives on the same historical time period in a historical fiction text (RL 3.9)</b></li> </ul>	Informational Article about the Civil War (needs to be selected) Pink and Say by Patricia Polacco	90	<ul style="list-style-type: none"> <li><b>SWBAT cites text evidence to answer questions to important factual, inferential, and critical thinking questions about the country of Italy (RI 3.8)</b></li> </ul>	Exploring Countries: Italy

91	<ul style="list-style-type: none"> <li>• <b>SWBAT determine and explain character change as a result of a historical event (RL 3.3)</b></li> <li>• SWBAT determine the theme of a historical fiction text</li> <li>• SWBAT analyze evaluate text for evidence of bias or stereotypes</li> </ul>	Pink and Say by Patricia Polacco	91	<ul style="list-style-type: none"> <li>• <b>SWBAT cites text evidence to answer questions to important factual, inferential, and critical thinking questions about the country of Italy (RI 3.8)</b></li> </ul>	Exploring Countries: Italy
92	<ul style="list-style-type: none"> <li>• <b>End of unit assessment</b></li> </ul>		92	<ul style="list-style-type: none"> <li>• <b>SWBAT cites text evidence to answer questions to important factual, inferential, and critical thinking questions about the country of Iraq (RI 3.8)</b></li> </ul>	Exploring Countries: Iraq
Unit 6 93	<ul style="list-style-type: none"> <li>• <b>SWBAT identify common themes in literature. (RL 3.9)</b></li> <li>• <b>SWBAT determine the lesson learned by a character in a story. (RL 3.2)</b></li> <li>• SWBAT figure out the theme of a story by using knowledge of the lesson the character learned.</li> <li>• SWBAT use supporting details about the plot and characters to support the theme.</li> </ul>	The Honest-to-Goodness Truth by Patricia C. McKissack	93	<ul style="list-style-type: none"> <li>• <b>SWBAT cites text evidence to answer questions to important factual, inferential, and critical thinking questions about the country of Iraq (RI 3.8)</b></li> </ul>	Exploring Countries: Iraq
94	<ul style="list-style-type: none"> <li>• SWBAT determine the lesson learned by a character in a story.</li> <li>• SWBAT figure out the theme of a story by using knowledge of the lesson the character learned.</li> <li>• <b>SWBAT use supporting details about the plot and characters to support the theme. (RL 3.1; RL 3.2)</b></li> </ul>	Wings by Christopher Myers	94	<ul style="list-style-type: none"> <li>• <b>SWBAT cites text evidence to answer questions to important factual, inferential, and critical thinking questions about the country of Iraq (RI 3.8)</b></li> </ul>	Exploring Countries: Iraq
95	<ul style="list-style-type: none"> <li>• <b>SWBAT figure out the internal conflict of a character. (RL 3.3)</b></li> <li>• SWBAT determine the theme of the story by using clues from the plot and character development.</li> <li>• SWBAT use supporting details about the plot and characters to support the theme.</li> </ul>	Grandma's Purple Flowers by Adjoa J. Burrowes	95	<ul style="list-style-type: none"> <li>• <b>SWBAT cites text evidence to answer questions to important factual, inferential, and critical thinking questions about the country of India (RI 3.8)</b></li> </ul>	Exploring Countries: India
96	<ul style="list-style-type: none"> <li>• <b>SWBAT compare and contrast the themes of two texts (RL 3.9)</b></li> </ul>	Grandma's Purple Flowers by Adjoa J. Burrowes and The Memory String by Eve Bunting	96	<ul style="list-style-type: none"> <li>• <b>SWBAT cites text evidence to answer questions to important factual, inferential, and critical thinking questions about the country of India (RI 3.8)</b></li> </ul>	Exploring Countries: India
97	<ul style="list-style-type: none"> <li>• SWBAT determine the big idea of a section of text.</li> <li>• <b>SWBAT use supporting details about the plot and characters to support the big idea of a chapter. (RL 3.1; RL 3.2)</b></li> <li>• SWBAT use the big idea of a chapter to create a title</li> </ul>	Sarah, Plain and Tall by Patricia MacLachlan (Ch 1)	97	<ul style="list-style-type: none"> <li>• <b>SWBAT compare and contrast information presented in previously read texts (RI 3.9; RL 3.9)</b></li> </ul>	Previously read texts



98	<ul style="list-style-type: none"> <li>SWBAT determine the big idea of a section of text.</li> <li><b>SWBAT use supporting details about the plot and characters to support the big idea of a chapter. (RL 3.1; RL 3.2)</b></li> <li>SWBAT use the big idea of a chapter to create a title</li> </ul>	Sarah, Plain and Tall (Ch 2 and 3)	98	<ul style="list-style-type: none"> <li><b>End of unit assessment</b></li> </ul>	
99	<ul style="list-style-type: none"> <li><b>SWBAT determine the causes that affected a character's actions, dialogue, or feelings. (RL 3.1; RL 3.3)</b></li> <li>SWBAT predict the theme of a story using what they know about the events and characters in a story</li> </ul>	Sarah, Plain and Tall (Ch 4 -6)	<b>Unit 8</b> <b>99</b>	<ul style="list-style-type: none"> <li>SWBAT identify compare and contrast key words.</li> <li><b>SWBAT use compare and contrast key words to compare two animals. (RL 3.4)</b></li> </ul>	Alligators and Crocodiles by Trudi Strain Trueit
100	<ul style="list-style-type: none"> <li><b>SWBAT determine the theme of a story. (RL 3.2)</b></li> <li>SWBAT use supporting details about the plot and characters to support the big idea of a text.</li> </ul>	Sarah, Plain and Tall (Ch 7-9)	100	<ul style="list-style-type: none"> <li><b>SWBAT compare and contrast a subject in an informational text (RI 3.9)</b></li> </ul>	<a href="#">Colonial Life</a> by Brendan January  <a href="#">Trouble in Amazon</a>
101	<ul style="list-style-type: none"> <li>SWBAT determine the big idea of a section of text.</li> <li><b>SWBAT use supporting details about the plot and characters to support the big idea of a chapter. (RL 3.1; RL 3.2)</b></li> <li>SWBAT use the big idea of a chapter to create a title</li> </ul>	The BFG by Roald Dahl Ch. 1-2	101	<ul style="list-style-type: none"> <li><b>SWBAT define compare and contrast. (RI 3.9)</b></li> <li>SWBAT identify compare and contrast as a text structure.</li> <li>SWBAT determine the main idea of a text</li> <li>SWBAT identify details used to support the main idea</li> </ul>	"How do Animals Adapt?" by Bobbie Kalman  Desert People (Reading A-Z Level P)
102	<ul style="list-style-type: none"> <li>SWBAT determine the big idea of a section of text.</li> <li><b>SWBAT use supporting details about the plot and characters to support the big idea of a chapter. (RL 3.2)</b></li> <li>SWBAT use the big idea of a chapter to create a title.</li> </ul>	The BFG by Roald Dahl Ch. 3-4	102	<ul style="list-style-type: none"> <li><b>SWBAT compare and contrast information presented in two texts on the same topic (adaptation) (RI 3.9)</b></li> </ul>	"How do Animals Adapt?" by Bobbie Kalman  Desert People (Reading A-Z Level P)
103	<ul style="list-style-type: none"> <li>SWBAT determine the big idea of a section of text.</li> <li><b>SWBAT use supporting details about the plot and characters to support the big idea of a chapter. (RL 3.2)</b></li> <li>SWBAT use the big idea of a chapter to create a title.</li> </ul>	The BFG by Roald Dahl Ch. 5-6	103	<ul style="list-style-type: none"> <li><b>SWBAT compare and contrast information presented in two texts on the same topic (solar system) (RI 3.9)</b></li> <li>SWBAT determine the main idea of a text</li> <li>SWBAT identify details used to support the main idea</li> </ul>	Our Solar System by Seymour Simon  Our Solar System (Reading A-Z, Level S)
104	<ul style="list-style-type: none"> <li><b>SWBAT determine the causes that affected a character's actions, dialogue, or feelings. (RL 3.1; RL 3.3)</b></li> <li>SWBAT predict the theme of a story using what they</li> </ul>	The BFG by Roald Dahl Ch. 7-8	104	<ul style="list-style-type: none"> <li>SWBAT compare and contrast information presented in two texts on the same topic</li> <li><b>SWBAT evaluate which text was more useful for giving information on the topic (RI 3.1; RI 3.9)</b></li> </ul>	Our Solar System by Seymour Simon  Our Solar System

	know about the events and characters in a story				(Reading A-Z, Level S)
105	<ul style="list-style-type: none"> <li>• <b>SWBAT determine the causes that affected a character's actions, dialogue, or feelings. (RL 3.1; RL 3.3)</b></li> <li>• SWBAT predict the theme of a story using what they know about the events and characters in a story</li> </ul>	The BFG by Roald Dahl Ch. 9-10	105	<ul style="list-style-type: none"> <li>• <b>End of unit assessment</b></li> </ul>	
106	<ul style="list-style-type: none"> <li>• <b>SWBAT determine the causes that affected a character's actions, dialogue, or feelings. (RL 3.1; RL 3.3)</b></li> <li>• SWBAT predict the theme of a story using what they know about the events and characters in a story</li> </ul>	The BFG by Roald Dahl Ch. 11-12	Unit 9  106	<ul style="list-style-type: none"> <li>• SWBAT identify characteristics of a persuasive text</li> <li>• SWBAT identify the author's purpose in an informative text</li> <li>• <b>SWBAT distinguish between informative and persuasive texts (RL 3.9)</b></li> </ul>	<p>Are Organized Sports Better for Kids Than Pickup Games? Pgs. 20-21</p> <p>Should We Drill for Oil in Protected Areas? Pgs. 9-10</p>
107	<ul style="list-style-type: none"> <li>• <b>SWBAT determine the causes that affected a character's actions, dialogue, or feelings. (RL 3.1; RL 3.3)</b></li> <li>• SWBAT predict the theme of a story using what they know about the events and characters in a story</li> </ul>	The BFG by Roald Dahl Ch. 13-14	107	<ul style="list-style-type: none"> <li>• SWBAT determine the main idea of a persuasive text</li> <li>• <b>SWBAT determine the author's opinion about a topic in a persuasive text (RL 3.6)</b></li> </ul>	<p>Should Kids Play Video Games? Pgs. 8-9</p> <p>Should There Be Space Explorati'on? Pgs. 7-9</p>
108	<ul style="list-style-type: none"> <li>• <b>SWBAT use supporting details about the plot and characters to support the big idea of a text. (RL 3.1; RL 3.2)</b></li> </ul>	The BFG by Roald Dahl Ch. 15-16	108	<ul style="list-style-type: none"> <li>• <b>SWBAT distinguish between fact and opinion in a persuasive text (RL 3.1)</b></li> </ul>	<p>Should There Be Space Exploration? Pgs. 7-9</p> <p><a href="#">Summer: 15 Days or 2 ½ Months?</a></p>
109	<ul style="list-style-type: none"> <li>• <b>SWBAT use supporting details about the plot and characters to support the big idea of a text. (RL 3.1; RL 3.2)</b></li> </ul>	The BFG by Roald Dahl Ch. 17-18	109	<ul style="list-style-type: none"> <li>• SWBAT determine the main idea of a persuasive text</li> <li>• <b>SWBAT determine the author's opinion about a topic in a persuasive text (RL 3.6)</b></li> </ul>	Should There Be Space Exploration? Pgs. 26-2
110	<ul style="list-style-type: none"> <li>• <b>SWBAT determine the causes that affected a character's actions, dialogue, or feelings. (RL 3.1; RL 3.3)</b></li> <li>• SWBAT predict the theme of a story using what they know about the events and characters in a story</li> </ul>	The BFG by Roald Dahl Ch. 19-20	110	<ul style="list-style-type: none"> <li>• <b>SWBAT identify the facts used to support argument in a persuasive text (RL 3.8)</b></li> </ul>	<p>Is It Better to Be Judged by a Jury of Your Peers Than by a Judge? Pgs. 7-8</p> <p>Should There Be Zoos? Pgs. 23-24</p>
111	<ul style="list-style-type: none"> <li>• <b>SWBAT determine the causes that affected a character's actions, dialogue, or feelings. (RL 3.1; RL 3.3)</b></li> <li>• SWBAT predict the theme of a story using what they</li> </ul>	The BFG by Roald Dahl Ch. 21	111	<ul style="list-style-type: none"> <li>• <b>SWBAT identify the facts used to support argument in a persuasive text (RL 3.8)</b></li> </ul>	Should We Drill for Oil in Protected Areas? Pgs. 11-12

	know about the events and characters in a story				Should Kids Play Video Games? Pgs. 16-17  Should There Be Zoos? Pgs. 7-10
112	<ul style="list-style-type: none"> <li>• <b>SWBAT determine the theme of a story. (RL 3.2)</b></li> <li>• SWBAT use supporting details about the plot and characters to support the big idea of a text.</li> </ul>	The BFG by Roald Dahl Ch. 22	112	<ul style="list-style-type: none"> <li>• SWBAT identify the steps for textual analysis</li> <li>• SWBAT use the steps of textual analysis to extract information from a passage</li> <li>• <b>SWBAT figure out cause and effect relationships in a passage. (RL 3.1; RL 3.3)</b></li> </ul>	Should We Use Green Energy Sources That Could Endanger Animals?
113	<ul style="list-style-type: none"> <li>• <b>End of unit assessment</b></li> </ul>		113	<ul style="list-style-type: none"> <li>• <b>SWBAT distinguish their own opinion from that of the author in a persuasive text (RL 3.6)</b></li> </ul>	Should There Be Presidential Term Limits? Pg. 20  Should There Be Space Exploration? Pgs. 31-32
Unit 7 114	<ul style="list-style-type: none"> <li>• <b>SWBAT classify a nursery rhyme vs. a poem (RL 3.5)</b></li> <li>• SWBAT identify elements of poetry (rhyme, rhythm, and repetition)</li> </ul>	Select nursery rhymes  Every Second Something Happens by Christine San Jose and Bill Johnson  Reading, Rhyming, and 'Rithmetic by Dave Crawley	114	<ul style="list-style-type: none"> <li>• <b>End of unit assessment</b></li> </ul>	
115	<ul style="list-style-type: none"> <li>• <b>SWBAT identify elements of poetry (rhyme, rhythm, and repetition) (RL 3.5)</b></li> </ul>	A Light in the Attic by Shel Silverstein <i>"How Not to Have to Dry the Dishes"</i> <i>"Strange Wind"</i> <i>"Bear in There"</i> <i>"Standing is Stupid"</i>  Words With Wings: A Treasury of African American Poetry by Belinda Rochelle <i>"This Morning"</i>	Unit 10 115	<ul style="list-style-type: none"> <li>• <b>SWBAT identify the main idea and key details (RI 3.1; RI 3.2)</b></li> </ul>	One Well: The Story of Water on Earth—Where Is Water on Earth? Pgs. 4-7
116	<ul style="list-style-type: none"> <li>• <b>SWBAT identify sensory details in poems (RL 3.4)</b></li> </ul>	The Hound Dog's Haiku and Other Poems for Dog Lovers by Michael J. Rosen	116	<ul style="list-style-type: none"> <li>• <b>SWBAT identify the main idea and key details (RI 3.1; RI 3.2)</b></li> </ul>	"Where in the World Is Water?"

117	<ul style="list-style-type: none"> <li>SWBAT identify and describe figurative language (similes and metaphors) in poetry - Read Works: Grade 3, Lesson 3</li> <li><b>SWBAT distinguish between a simile and a metaphor (RL 3.4)</b></li> </ul>	"The Pilot" poem and "My Favorite Day" poem (provided by Read Works)	117	<ul style="list-style-type: none"> <li><b>SWBAT identify the main idea and key details (RI 3.1; RI 3.2)</b></li> </ul>	"Rivers and Streams"
118	<ul style="list-style-type: none"> <li><b>SWBAT identify and describe the main idea of a poem (RL 3.2) - Read Works: Grade 5, Lesson 1</b></li> </ul>	Words With Wings: A Treasury of African American Poetry by Belinda Rochelle <i>"John, Who is Poor"</i> by Gwendolyn Brooks <i>"Primer"</i> by Rita Dove <i>"Happy Family"</i> by Dr. Maya Angelou	118	<ul style="list-style-type: none"> <li><b>SWBAT identify the main idea and key details (RI 3.1; RI 3.2)</b></li> </ul>	"Rivers and Streams"
119	<ul style="list-style-type: none"> <li><b>SWBAT identify and describe the theme of a poem (RL 3.2)</b></li> <li>SWBAT describe the emotion or tone of a poem</li> </ul>	Random House Book of Poetry for Children -Edited by Jack Prelutsky <i>"Cockpit in the Clouds"</i> - pg 99 <i>"City"</i> - pg 98 <i>"Two People"</i> - pg 143 <i>"The Reason I Like Chocolate"</i> - pg 119 <i>"Keziah"</i> - pg 120	119	<ul style="list-style-type: none"> <li><b>SWBAT identify the main idea and key details (RI 3.1; RI 3.2)</b></li> </ul>	"River to the Sea"
120	<ul style="list-style-type: none"> <li>SWBAT identify and describe the theme of a poem</li> <li><b>SWBAT describe the emotion or tone of a poem (RL.3.4)</b></li> </ul>	Random House Book of Poetry for Children -Edited by Jack Prelutsky <i>"Homework"</i> - pg 141 <i>"The Crocodile"</i> - pg 81 <i>"Don't Worry if Your Job is Small"</i> - pg 186 <i>"Foul Shot"</i> - pg 220	120	<ul style="list-style-type: none"> <li><b>SWBAT compare and contrast the similarities and differences between the two texts about rivers and streams (RI 3.9)</b></li> </ul>	Two texts about rivers and streams
121	<ul style="list-style-type: none"> <li><b>SWBAT analyze how poems are constructed by identifying lines, stanzas, and the use of punctuation in poetry (line breaks and white space) (RL.3.5)</b></li> <li>SWBAT understand the author's purpose for writing a poem</li> </ul>	The Underwear Salesman by J. Patrick Lewis	121	<ul style="list-style-type: none"> <li><b>SWBAT identify the main idea and key details (RI 3.1; RI 3.2)</b></li> </ul>	One Well: "Recycling Water in the Well" Pg. 8
122	<ul style="list-style-type: none"> <li><b>End of unit assessment</b></li> </ul>		122	<ul style="list-style-type: none"> <li><b>SWBAT identify the main idea and key details (RI 3.1; RI 3.2)</b></li> </ul>	"The Water Cycle" (from the USGS)
Unit 8	<ul style="list-style-type: none"> <li><b>SWBAT identify biographical facts about Patricia Polacco's life (RI 3.1)</b></li> </ul>	<a href="#">Article about Patricia Polacco</a>	123	<ul style="list-style-type: none"> <li><b>SWBAT compare and contrast the similarities and differences between the two texts about the water cycle (RI 3.9)</b></li> </ul>	One Well: "Recycling Water in the Well"

123					Pg. 8 "The Water Cycle" (from the USGS)
124	<ul style="list-style-type: none"> <li>SWBAT examine how the author's life influenced her writing (RI 3.9; RL 3.9)</li> </ul>	The Keeping Quilt by Patricia Polacco	124	<ul style="list-style-type: none"> <li>SWBAT ask and answer questions about informational text (RI 3.1)</li> </ul>	One Well, "People at the Well" Pgs. 16-17
125	<ul style="list-style-type: none"> <li>SWBAT examine how Patricia Polacco's background influenced the characters in her story. (RL 3.9; RI 3.9)</li> </ul>	Rechenka's Eggs by Patricia Polacco	125	<ul style="list-style-type: none"> <li>SWBAT ask and answer questions about informational text (RI 3.1)</li> </ul>	One Well, "People at the Well" Pgs. 20-21
126	<ul style="list-style-type: none"> <li>SWBAT examine how Patricia Polacco's background influenced the characters in her story. (RL 3.9; RI 3.9)</li> </ul>	Mrs. Katz and Tush by Patricia Polacco	126	<ul style="list-style-type: none"> <li>SWBAT ask and answer questions about informational text (RI 3.1)</li> </ul>	One Well, "People at the Well" Pgs. 24-25
127	<ul style="list-style-type: none"> <li>SWBAT examine how Patricia Polacco's background influenced the characters in her story. (RL 3.9; RI 3.9)</li> </ul>	Mrs. Mack by Patricia Polacco	127	<ul style="list-style-type: none"> <li>SWBAT identify the main idea and key details (RI 3.1; RI 3.2)</li> </ul>	"Dry Days in Australia"
128	<ul style="list-style-type: none"> <li>SWBAT compare and contrast the main characters in 2 of Patricia Polacco's books (RL 3.3; RL 3.9)</li> </ul>	Thank You, Mr. Falkner and other Polacco texts	128	<ul style="list-style-type: none"> <li>SWBAT identify the main idea and key details (RI 3.1; RI 3.2)</li> </ul>	"Tackling the Trash"
129	<ul style="list-style-type: none"> <li>SWBAT analyze the theme/message that Patricia Polacco wanted to voice in one of her stories (RL 3.2)</li> </ul>	Chicken Sunday by Patricia Polacco	129	<ul style="list-style-type: none"> <li>SWBAT identify the main idea and key details (RI 3.1; RI 3.2)</li> </ul>	"Ryan Hreljac: The Boy Who Built a Well"
130	<ul style="list-style-type: none"> <li>SWBAT analyze the theme/message that Patricia Polacco wanted to voice in one of her stories</li> </ul>	The Butterfly by Patricia Polacco	130	<ul style="list-style-type: none"> <li>End of unit assessment</li> </ul>	
131	<ul style="list-style-type: none"> <li>SWBAT compare/contrast the themes in 2 of Patricia Polacco's books (RL 3.9)</li> </ul>	Various Patricia Polacco text	Unit 11 131	<ul style="list-style-type: none"> <li>SWBAT define biography</li> <li>SWBAT define autobiography</li> <li>SWBAT distinguish biography and autobiography using a story's point of view. (RI 3.6)</li> </ul>	Bessie Coleman (Reading A-Z)
132	<ul style="list-style-type: none"> <li>SWBAT examine the characteristics of Patricia Polacco's style of writing (RL 3.9)</li> </ul>	Various Patricia Polacco text	132	<ul style="list-style-type: none"> <li>SWBAT distinguish main details from secondary details in a biography. (RI 3.1; RI 3.2)</li> <li>SWBAT retell events of a biography in order. (RI 3.1; RI 3.3)</li> </ul>	Bessie Coleman (Reading A-Z)

133	<ul style="list-style-type: none"> <li>End of unit assessment</li> </ul>		133	<ul style="list-style-type: none"> <li>SWBAT infer an author's unstated opinion about a subject using facts from the text. (RI 3.6)</li> </ul>	The Story of Jackie Robinson, Bravest Man in Baseball by Margaret Davidson Ch. 1 & 2
134			134	<ul style="list-style-type: none"> <li>SWBAT identify important events of a biography in order. (RI 3.1; RI 3.3)</li> </ul>	The Story of Jackie Robinson, Bravest Man in Baseball by Margaret Davidson Ch. 3 & 4
135			135	<ul style="list-style-type: none"> <li>SWBAT determine the motivations of a secondary character/person in a biography (RI 3.1)</li> <li>SWBAT explain the effect of a significant secondary person on another person's life</li> </ul>	The Story of Jackie Robinson, Bravest Man in Baseball by Margaret Davidson Ch. 5
136			136	<ul style="list-style-type: none"> <li>SWBAT explain the impact of a significant event on a person's life. (RI 3.3)</li> </ul>	The Story of Jackie Robinson, Bravest Man in Baseball by Margaret Davidson Ch. 6 & 7
137			137	<ul style="list-style-type: none"> <li>SWBAT use a text feature to find and explain facts in a text. (RI 3.5)</li> </ul>	The Story of Jackie Robinson, Bravest Man in Baseball by Margaret Davidson Ch. 8 & 9
138			138	<ul style="list-style-type: none"> <li>SWBAT explain the significant impacts of a person in history. (RI 3.3)</li> </ul>	The Story of Jackie Robinson, Bravest Man in Baseball by Margaret Davidson Ch. 10
139			139	<ul style="list-style-type: none"> <li>End of unit assessment</li> </ul>	

## Third Grade Standards Overview

Standard	Description	Unit 1	Unit 2	Unit 3	Unit 4	Unit 5	Unit 6	Unit 7	Unit 8
		Strengthening Good Habits	I Can't Believe It's Not Real!	The Moral of the Story Is...	Spells & Magic	Going Back in Time!	Common Themes in Literature	Poetry	Author's Study
Unit Title									
<b>Reading Standards for Literature: Third Grade</b>		<b>RC - N</b>	<b>RC - N</b>	<b>RC - N</b>	<b>RC - N</b>	<b>RC - N</b>	<b>RC - N</b>	<b>RC - N</b>	<b>RC - N</b>
<b>Key Ideas and Details:</b>									
RL.3.1	Ask and answer questions to demonstrate understanding of a text, referring explicitly to the text as the basis for the answers.	X	X	X	X	X	X		
RL.3.2	Recount stories, including fables, folktales, and myths from diverse cultures; determine the central message, lesson, or moral and explain how it is conveyed through key details in the text.	X	X	X		X	X	X	X
RL.3.3	Describe characters in a story (e.g., their traits, motivations, or feelings) and explain how their actions contribute to the sequence of events		X		X	X	X	X	X
<b>Craft and Structure:</b>									
RL.3.4	Determine the meaning of words and phrases as they are used in a text, distinguishing literal from nonliteral language.			X	X				
RL.3.5	Refer to parts of stories, dramas, and poems when writing or speaking about a text, using terms such as chapter, scene, and stanza; describe how each successive part builds on earlier sections.	X	X	X	X	X			
RL.3.6	Distinguish their own point of view from that of the narrator or those of the characters.		X						
<b>Integration of Knowledge and Ideas:</b>									
RL.3.7	Explain how specific aspects of a text's illustrations contribute to what is conveyed by the words in a story (e.g., create mood, emphasize aspects of a character or setting)								
RL.3.8	(RL.3.8 not applicable to literature)								
RL.3.9	Compare and contrast the themes, settings, and plots of stories written by the same author about the same or similar characters (e.g., in books from a series)						X		X

### Third Grade Standards Overview

Range of Reading and Level of Text Complexity:												
RL.3.10	By the end of the year, read and comprehend literature, including stories, dramas, and poetry, at the high end of the grades 2-3 text complexity band independently and proficiently.											
Standard	Description	Unit 1	Unit 2	Unit 3	Unit 4	Unit 5	Unit 6	Unit 7	Unit 8	Unit 9	Unit 10	Unit 11
Unit Title		What Does It Mean to be a Reader of Informational Text?	Volca-noes, Earth-quakes, Tsunami! (Text Features)	Com-munities of the Past (Text Structures)	Wolves - Main Idea I	Common Text Struc-tures II	Frogs - Main Idea II	Compa-ring Main Ideas	Yes or No? Can You Be Per-suaded?	Yes or No? Can You Be Per-suaded?	Fresh-water	Biograph-ies
Reading Standards for Information: Third Grade		RC - NF	RC - NF	RC - NF	RC - NF	RC - NF	RC - NF	RC - NF	RC - NF	RC - NF	RC - NF	RC - NF
Key Ideas and Details:												
RI.3.1	Ask and answer questions to demonstrate understanding of a text, referring explicitly to the text as the basis for the answers.	X		X	X	X	X		X	X	X	X
RI.3.2	Determine the main idea of a text; recount the key details and explain how they support the main idea.			X	X	X	X				X	X
RI.3.3	Describe the relationship between a series of historical events, scientific ideas or concepts, or steps in technical procedures in a text, using language that pertains to time, sequence, and cause/effect.			X						X		X
Craft and Structure:												
RI.3.4	Determine the meaning of general academic and domain-specific words and phrases in a text relevant to a grade 3 topic or subject area.			X								
RI.3.5	Use text features and search tools (e.g., key words, sidebars, hyperlinks) to locate information relevant to a given topic efficiently.	X	X	X			X					X
RI.3.6	Distinguish their own point of view from that of the author of a text.	X										X
Integration of Knowledge and Ideas:												
RI.3.7	Use information gained from illustrations (e.g., maps, photographs) and the words in a text to demonstrate understanding of the text (e.g., where, when, why, and how key events occur).	X	X									X
RI.3.8	Describe the logical connection between particular sentences and paragraphs in a text (e.g., comparison, cause/effect, first/second/third in a sequence).	X						X		X		





## Third Grade Standards Overview

# Third Grade Standards Overview

# Third Grade Standards Overview

# 4<sup>th</sup> Grade Non-Fiction Unit 1: Nonfiction Overview

## Vision of Excellence

### ENDURING UNDERSTANDINGS

- When reading any kind of text, fiction or non-fiction, good readers always consider their own schema, or background knowledge, about the topic of the text, and ask questions about what they might read about. While reading, good readers continue to ask questions, while also looking for answers to the questions they've already asked. By doing this, good readers stay actively engaged in their text, which aids comprehension.
- Good readers always self-monitor to ensure they are comprehending what they are reading.
- Good readers always use text features to help them better access information and, thus, better understand the text. Text features help readers to clarify and expand upon what is written in the text itself.

### UNIT STANDARDS

RL.4.1 - Refer to details and examples in a text when explaining what the text says explicitly and when drawing inferences from the text.

RI.4.4 - Determine the meaning of general academic and domain-specific words or phrases in a text relevant to a *grade 4 topic or subject area*.

RI.4.5 - Describe the overall structure (e.g., chronology, comparison, cause/effect, problem/solution) of events, ideas, concepts, or information in a text or part of a text.

RI.4.7 - Interpret information presented visually, orally, or quantitatively (e.g., in charts, graphs, diagrams, time lines, animations, or interactive elements on Web pages) and explain how the information contributes to an understanding of the text in which it appears.

RI.4.9 - Integrate information from two texts on the same topic in order to write or speak about the subject knowledgeably.

KNOWLEDGE	SKILLS
<p><b>Ask Questions</b> - a strategy good readers use to better understand and enjoy the text, good readers generate questions before, during, and after reading and then look for the answers as they read.</p> <p><b>Clicking</b> - the story is making sense</p> <p><b>Clunking</b> - comprehension is breaking down</p> <p><b>Literary Non- Fiction</b> - a genre of text that uses literary styles and techniques to create factually accurate narratives</p> <p><b>Fix Up Strategies</b> - ways good readers problem-solve to find the meaning of unknown words and phrases</p> <ul style="list-style-type: none"> <li>- <b>Context clues</b> - word, phrases, or ideas that can be used to help the reader determine the meaning of other, unknown words or phrases. Generally, context clues surround the unknown word or phrase, coming both before and after</li> <li>- <b>Background knowledge / Schema</b> - everything that you already know</li> <li>- <b>Knowledge of common word parts</b> - ex. Affixes (prefixes/suffixes) and roots - use the meanings of these to determine the general meaning of the word itself</li> <li>- <b>Glossary</b> - located at the very back of a book, Lists words specific to the text (usually the ones bolded / italicized) along with their definitions, in alphabetical order. Like a mini-dictionary just for that book.</li> </ul> <p><b>Non-Fiction Text Features</b> - text structures most commonly seen in non-fiction text (but also often present in fiction texts) that enable the reader to more easily access and understand key information</p>	<p><b>Ask and answer questions</b></p> <ul style="list-style-type: none"> <li>- "What does my schema make me wonder about this topic?"</li> <li>- "What questions pop into my head?"</li> <li>- "What questions do I have about the text that might be answered as I keep reading?"</li> <li>- Look for answers to these questions as you read</li> </ul> <p><b>Self-monitor for understanding (clicking / clunking)</b></p> <ul style="list-style-type: none"> <li>- Pause while reading and think, "Does this make sense?"</li> <li>- Re-read when comprehension has broken down (clunking)</li> </ul> <p><b>Use non-fiction text features</b></p> <ul style="list-style-type: none"> <li>- Determine what information you're looking for, and use the appropriate text feature to quickly find that information, OR</li> <li>- Identify the type of text feature, then determine what it is telling you about the text</li> </ul> <p><b>Determine sequence of events (from a timeline)</b></p> <ul style="list-style-type: none"> <li>- Far left = earliest / first in chronological order</li> <li>- Far right = latest / last in chronological order</li> <li>- The title of the timeline tells what these events are part of</li> </ul> <p><b>Synthesize information from two texts on the same topic</b></p> <ul style="list-style-type: none"> <li>- Gather important details from each text</li> <li>- Put the details from both texts together to generate big ideas</li> </ul> <p><b>Compare and contrast information</b></p>

Text Feature	Location	Purpose
<b>Table of Contents</b>	Inside front cover (very beginning of book)	Lists the chapters or main headings in the book in order with the page that each starts on; allows the reader to quickly flip to one main part of the text
<b>Heading / Subheading</b>	At the top of a section of text	Tells what that section of text is mostly about (like a title for a small section); related to the section's main idea
<b>Stylized Text (bold, italics)</b>	Throughout the text	Used to indicate vocabulary words that are usually defined within the text itself. Also used to highlight important points in the text.
<b>Index</b>	The very back of a book (last pages)	Lists all the topics covered in the text in alphabetical order, along with the page numbers where that topic is mentioned.
<b>Glossary</b>	The very back of a book (last pages, usually before the index)	Lists words specific to the text (usually the ones bolded / italicized) along with their definitions, in alphabetical order. Like a mini-dictionary just for that book.
<b>Captions</b>	Underneath or near a picture or illustration	Explain what the picture / illustration is about and help connect the picture / illustration to the text
<b>Labels</b>	On a diagram or illustration	Show the reader exactly what each part of a diagram or illustration is
<b>Photographs</b>	Throughout the text	Used to enhance and support information found in the written text
<b>Parentheses</b>	Throughout the text	Usually used to show pronunciations of tricky words (sometimes the same ones that are bolded / italicized). Also used to give a

- How is information presented? (ex. text structure, text features)
- What information is the same?
- What information is different?
- Does one have more facts or opinions than the other? Why?
- What is the author's purpose of each text?



		brief definition of a word, or brief background information, in the body of the text itself.	
<b>Timeline</b>	Throughout the text	Used to show the order of events from earliest to latest or beginning to end. Events are listed in chronological (time) order.	
<b>Sequence</b> - the order of events			

### CORRELATING GLAD STRATEGIES

**Cognitive Content Dictionary** - for Tier III, content-specific vocabulary words, and words that students are supposed to use context clues to determine meaning. Pre-populate the CCD chart (laminated one for your classroom so you can erase it) with the words you'll encounter that day, and then as you come to those words in the text, stop and have students predict the meaning. Then, model how you'd use the word itself AND the context it's in (context clues) to determine the actual meaning. This needs to be heavily modeled in the beginning of the year, and then students can be more independent with this later on (even getting to do this independently). Note that sometimes, there will be no context that might help students generate their own definition. In this case, still have students predict meaning (some may have schema for the words), but spend more time on the actual meaning and oral sentences.

**Inquiry Chart (KWL)** - as a way to activate students' schema and reinforce the idea that good readers actively use schema to make predictions and inferences during reading. Rather than only doing this at the very beginning of a text, you can do separate inquiry charts before, during, and after reading - this will help students catalogue the things that they learn as they go through a text, as well as illustrate how good readers can use what they integrate into their schema as they read about a topic.

**Narrative input chart** - Although typically used to show the arc of narrative stories, you can modify this to illustrate a sequence of events, as through a timeline.

**Observation Chart** - as introductory activity for any non-fiction text - put a photo (or several photos) of the topic(s) of the text on a blank piece of paper, without labeling them, and ask students to make observations and ask questions about each. This strategy is also useful before engaging in any new topic or content to get students thinking about what they already know and what they wonder. Can also be used before reading a second text on the same topic, to have students activate their prior learnings.

**Big Book** - for all the different non-fiction text features

**Chant** - Non-Fiction Text Features

- Nonfiction, nonfiction, nonfiction text features (2x)
- First, table of contents, where to find information (2x)
- Second, photograph, what it looks like (2x)
- Third, labels, parts of a picture (2x)
- Fourth, caption, explains the picture (2x)
- Fifth, glossary, defines the words (2x)

You can also add these:

(number), heading, describes the section (2x)

(number), index, names and page numbers (2x)

(number), diagram, picture with labels (2x)

**Comparative Input Chart** – to help students compare and contrast information. Draw pictures of the topics/texts being compared with information about each surrounding the outside. Place these side by side to visually facilitate comparisons.

### POTENTIAL PITFALLS

*Students may not realize when they are not actually comprehending.* Students may have a particularly hard time with this if their fluency is good and they can physically read all or most of the words on the page – they may not realize that although they can read the words, they don't actually understand what those words are saying. Help students build their awareness of their own comprehension by stopping frequently, or training them to stop frequently, while reading to synthesize or determine the main idea. If students have a hard time with this, it probably means they were "clunking" and need to go back to re-read.

*Students may get too wrapped up in using fix-it strategies to determine the meaning of unknown words.* Often as readers, we see unknown words and are able to maintain comprehension with a general understanding of the word or phrase, rather than an exact definition. Make sure students know that in most cases, they do not need a dictionary definition in order to continue reading! (The exception would be for Tier III content-specific words, which usually are defined within the text itself).

## Standards Matrix

Standard	Day 1	Day 2	Day 3	Day 4	Day 5	Day 6	Day 7	Day 8	Day 9	Day 10
RL.4.1										
RL.4.2										
RL.4.3										
RL.4.4										
RL.4.5										
RL.4.6										
RL.4.7										
RL.4.8										
RL.4.9										
RL.4.10										
RI.4.1										
RI.4.2										
RI.4.3										
RI.4.4							X	X		
RI.4.5		X	X		X	X				
RI.4.6										
RI.4.7				X						
RI.4.8										
RI.4.9						X			X	
RI.4.10										

## Assessment Connection

ASSESSMENT	SKILLS
<b>STEP bottom lines</b>	STEP 12 - Text Features IV - Stand Alone Visuals STEP 13 - Text Features IV - Dependent Visuals STEP 14 - Compare and Contrast
<b>NWEA: 50<sup>th</sup> percentile</b>	RI.4.5 Classifies text as informational (1) RI.4.5 Understands characteristics of a dictionary (1) RI.4.5 Text Features (subheadings, etc.) (2) RI.4.5 Timelines (1) RI.4.9 Synthesizing between two texts (2)

## Long Term Plan

DAY	OBJECTIVES	TEXT SELECTION	LINK
1	<ul style="list-style-type: none"> <li>• <b>SWBAT follow a step-by-step process to activate their prior knowledge, generate questions, and locate answers to build content understanding.</b></li> </ul>	Gorillas (Living in the Wild: Primates) by Lori McManus	
2	<ul style="list-style-type: none"> <li>• SWBAT identify when they are clicking (the story is making sense) and when they are clunking (comprehension is breaking down).</li> <li>• <b>SWBAT use the click vs. clunk strategy to re-read when comprehension has broken down (RI.4.1)</b></li> <li>• SWBAT identify characteristics of literary nonfiction. (RI.4.5)</li> </ul>	<a href="#">Article: Gorilla Rescue</a>	<a href="#">Resource Link</a>
3	<ul style="list-style-type: none"> <li>• <b>SWBAT use fix up strategies to enhance their understanding of a subject and learn new information. (RI.4.4)</b> (Context Clues and Background Knowledge)</li> </ul>	Africa True book by Mel Freidman	<a href="#">Sample Anchor Chart</a> <a href="#">NF Text Features Organizer</a>
4	<ul style="list-style-type: none"> <li>• <b>SWBAT use fix up strategies to enhance their understanding of a subject and learn new information. (RI.4.4)</b> (Knowledge of Common Word Parts and Glossary)</li> </ul>	Africa True book by Mel Freidman	
5	<ul style="list-style-type: none"> <li>• <b>SWBAT identify nonfiction text features and use them to sort and deepen their understanding of content. (RI.4.5)</b></li> </ul>	Looking at the Congo by Kathleen Pohl (650L)	<a href="#">Sample Anchor Chart</a> <a href="#">NF Text Features Organizer</a>

6	<ul style="list-style-type: none"> <li>• <b>SWBAT identify stand-alone visuals (nonfiction text features) and use them to sort and deepen their understanding of content.</b> (RI.4.7)</li> </ul>		<a href="#">Text Structure PPT</a>
7	<ul style="list-style-type: none"> <li>• SWBAT identify nonfiction text features and use them to sort and deepen their understanding of content. (RI.4.5)</li> </ul>	Gorillas (Living in the Wild: Primates) by Lori McManus	<a href="#">Graphic Organizer</a>
8	<ul style="list-style-type: none"> <li>• <b>SWBAT identify nonfiction text features to understand a timeline of events. (RI.4.5)</b></li> <li>• SWBAT determine sequence of events from a timeline. (RI.4.1)</li> <li>• SWBAT compare and contrast information from two text (article and video). (RI.4.9)</li> </ul>	<a href="#">Article - Zoo Atlanta</a>  <a href="#">Printable Text from Website</a>	
9	<ul style="list-style-type: none"> <li>• <b>SWBAT accurately synthesize information from two texts on the same topic.</b> (RI 4.9)</li> </ul>	Ivan: The Remarkable True Story of the Shopping Mall Gorilla by Katherine Applegate Article: Gorilla Rescue	
10	<ul style="list-style-type: none"> <li>• Assessment</li> </ul>		

## Additional Resources

ANCHOR CHART IDEAS													
<p><b>Integrating Information from Multiple Sources</b></p> <p>Topic:</p> <table border="1" style="width: 100%; border-collapse: collapse;"> <tr> <td style="width: 50%; padding: 5px;">Source</td> <td style="width: 50%; padding: 5px;">Information Learned</td> </tr> <tr> <td style="height: 20px;"></td> <td></td> </tr> <tr> <td style="height: 20px;"></td> <td></td> </tr> </table> <p>Big Ideas:</p> <hr style="border: 1px solid black;"/> <p><b>Sequence</b></p> <p><u>Chronological/Sequence:</u></p> <div style="text-align: center;"> </div>	Source	Information Learned					<p><b>Inquiry Chart (KWL)</b></p> <table border="1" style="width: 100%; border-collapse: collapse;"> <thead> <tr> <th style="padding: 5px;">What I know</th> <th style="padding: 5px;">What I want to know</th> <th style="padding: 5px;">What I've learned</th> </tr> </thead> <tbody> <tr> <td style="height: 30px;"></td> <td></td> <td></td> </tr> </tbody> </table> <p><b>Compare and Contrast</b></p> <div style="text-align: center;"> </div>	What I know	What I want to know	What I've learned			
Source	Information Learned												
What I know	What I want to know	What I've learned											

NARRATIVE CONNECTION
<p><b>Unit 1: Metacognitive Strategies</b></p> <p>Just as students are practicing being metacognitive in this non-fiction unit, self-monitoring for meaning, they are practicing similar strategies in their narrative unit. Remind students that being metacognitive while reading is something good readers do all the time, no matter what type of text they are reading.</p>



## Unit Reflections

### PRE UNIT REFLECTIONS

#### Read Aloud

- What text lists did you omit, add, etc.? Why?
- What objectives did you omit, add, etc.? Why?
- What anchor charts did you omit, add, etc.? Why?

#### Reading Comprehension

- What text lists did you omit, add, etc.? Why?
- What objectives did you omit, add, etc.? Why?
- What anchor charts did you omit, add, etc.? Why?

### MID UNIT REFLECTIONS

#### Read Aloud

- How far did you get along?
- What skills were students strongest in?
- Weakest in?
- Why?

#### Reading Comprehension

- How far did you get along?
- What skills were students strongest in?
- Weakest in?
- Why?

### POST UNIT REFLECTIONS

#### Read Aloud

- How far did you get along?
- What skills were students strongest in?
- Weakest in?
- Why?

#### Reading Comprehension

- How far did you get along?
- What skills were students strongest in?
- Weakest in?
- Why?

<b>Grade &amp; unit #</b>	G2 ELA Unit 4 Fairy Tales and Tall Tales (Traditional Literature)	<b>Created by</b>	
---------------------------	---	-------------------	--

## UNIT SUMMARY

# of Days	Standard	Objectives Primary = bolded, secondary = not bolded
5	RL.2.2 - Recount stories, including fables and folktales from diverse cultures, and determine their central message, lesson, or moral.	<ul style="list-style-type: none"> <li>• SWBAT identify the moral in both texts (RL.2.2)</li> <li>• SWBAT compare and contrast the morals of both texts (RL.2.2; RL.2.9)</li> <li>• SWBAT identify the theme, lesson, or moral, in “The Fisherman and His Wife” (RL.2.2)</li> <li>• SWBAT identify the theme, lesson, or moral, in “The Emperor’s New Clothes” (RL.2.2)</li> <li>• SWBAT identify the theme, lesson, or moral, in two Cinderella stories from around the world (RL.2.2; RL.2.9)</li> <li>• SWBAT identify the theme, lesson, or moral, in the folk tale (RL.2.2)</li> <li>•</li> </ul>
4	RL.2.5 - Describe the overall structure of a story, including describing how the beginning introduces the story and the ending concludes the action.	<ul style="list-style-type: none"> <li>• SWBAT compare and contrast characteristics of fairy tales in “The Fisherman and His Wife” with the characteristics of fairy tales in “The Emperor’s New Clothes” (RL.2.5; RL.2.9)</li> <li>• SWBAT define tall tales as stories with things that could not happen in real life (RL.2.5)</li> <li>• SWBAT define tall tales as stories with things that could not happen in real life (RL.2.5)</li> <li>• SWBAT compare and contrast other characteristics of tall tales in “John Henry” with the characteristics of tall tales in “Pecos Bill” (RL.2.5; RL.2.9)</li> <li>• SWBAT compare and contrast orally the characteristics of tall tales in “Paul Bunyan,” “John Henry,” and “Casey Jones” (RL.2.5; RL.2.9)</li> </ul>
2	RL.2.9 - Compare and contrast two or more versions of the same story (e.g., Cinderella stories) by different authors or from different cultures	<ul style="list-style-type: none"> <li>• SWBAT compare and contrast the morals of both texts (RL.2.2; RL.2.9)</li> <li>• SWBAT compare and contrast characteristics of fairy tales in “The Fisherman and His Wife” with the characteristics of fairy tales in “The Emperor’s New Clothes” (RL.2.5; RL.2.9) SWBAT identify the theme, lesson, or moral, in two Cinderella stories from around the world (RL.2.2; RL.2.9)</li> <li>• SWBAT compare and contrast other characteristics of tall tales in “John Henry” with the characteristics of tall tales in “Pecos Bill” (RL.2.5; RL.2.9)</li> <li>• SWBAT compare and contrast orally the characteristics of tall tales in “Paul Bunyan,” “John Henry,” and “Casey Jones” (RL.2.5; RL.2.9)</li> </ul>

Guiding Qs	Answers
What is this unit mostly about?	
Which standards will be heavily prioritized?	
Which standards are not as heavily prioritized?	

## VISION OF EXCELLENCE (VoE)

### Standard Summary

<Copy and paste the following tables for each standard in the unit>

<b>Standard Name:</b>	RL.2.2 - Recount stories, including fables and folktales from diverse cultures, and determine their central message, lesson, or moral.
<b>Aligned Objectives</b>	<ul style="list-style-type: none"> <li>• SWBAT identify the moral in both texts (RL.2.2)</li> <li>• SWBAT compare and contrast the morals of both texts (RL.2.2; RL.2.9)</li> <li>• SWBAT identify the theme, lesson, or moral, in “The Fisherman and His Wife” (RL.2.2)</li> <li>• SWBAT identify the theme, lesson, or moral, in “The Emperor’s New Clothes” (RL.2.2)</li> <li>• SWBAT identify the theme, lesson, or moral, in two Cinderella stories from around the world (RL.2.2; RL.2.9)</li> <li>• SWBAT identify the theme, lesson, or moral, in the folk tale (RL.2.2)</li> </ul>
<b>Aligned Knowledge</b>	<ul style="list-style-type: none"> <li>• People have always created stories to explain the world around them and to teach lessons about things, traits, and actions</li> </ul>

(glossary)

that they value. Certain stories have been passed on for generations, sometimes taking slightly different forms, but always maintaining the original lesson, moral, or theme valued by that group of people.

- Authors of literary texts include details that help readers make sense of stories.
- Good readers create an effective recounting or retelling of literary text(s) that includes key ideas and details (e.g., characters, settings, problem/solution)
  
- Authors add lessons to their stories to help us learn about our own lives
  
- Folktales = a story originating in popular culture, typically passed on by word of mouth
- fables = a narrative short story, typically with animals as characters, conveying a moral.
- fairy tales = a children's story about magical and imaginary beings and lands
- Central message, moral, lesson = the lesson or message the author wants to teach us about our lives using this story
- central ideas = main ideas that lead to the moral or lesson
- key ideas are important ideas about the main topic of the story
  
- retell = to tell a story again (using main details from the original text)
  
- Retell stories, including key details, and demonstrate understanding of their central message or lesson.
- the lesson and moral and theme is the what the author is trying to teach us in the story
- problem is what the character wants or needs but cannot have
- solution is how the problem gets fixed
  
- sequence is the order in which the story takes place
  
- summary is a only the most important information in a story: usually STORY elements and theme / moral / lesson
  - to summarize:
  - Identify and restate only the key parts and ideas of a text, using STORY elements as a guide
  - Explain how the theme / moral / lesson of the story was revealed (ex. Through character actions throughout a story, through how the problem was resolved, etc)
  
- main idea is The central, "big" idea of a given piece of text; what all the details are about ; in a paragraph, usually the first or last paragraphs; in a text, usually related to the title and/or theme; is the lesson the author wants o you learn about the main topic
  
- What the author is trying to teach us in the story
  - usually what the main character learns in the story, or what is revealed as the character changes throughout a story
  - reflects what the author values
  - usually very generalizable across a variety of texts / many texts share the same general theme
- Determine Theme:
  - Infer – use text evidence + schema
  - Think about how the main character changes in the story
  - Think about how the problem was resolved

	<ul style="list-style-type: none"> <li>• In stories with clear antagonists and protagonists, think about the contrast between these two characters – the author is usually trying to tell us to act like the protagonist, or to NOT act like the antagonist</li> <li>• the moral of a story is what the author is trying to teach us in the story</li> <li>• the lesson or moral can show what the main character learns in the story, or what is revealed as the character changes throughout a story</li> </ul>
<b>Aligned Skills</b>	<ul style="list-style-type: none"> <li>• Recount/retell (or graphically represent) key details from literary texts, including fables and folktales from diverse cultures</li> <li>• Determine central message, lesson or moral</li> <li>• Describe how key details show a central message, lesson or moral</li> <li>• Recount stories, Identify details of a story (e.g., characters, setting, conflict, plot).</li> <li>• Recount stories by summarizing key events.</li> <li>• Explain the key details of a story (e.g., characters, setting, conflict, plot).</li> <li>• Identify key details to determine the central message, lesson, or moral of a literary text.</li> </ul> <ul style="list-style-type: none"> <li>• Determine the lesson/message/moral of the story including fables and folktales from diverse cultures, and determine their central message, lesson, or moral</li> </ul>
<b>Aligned STEP Bottom lines</b>	STEP 8 – Theme STEP 9 – Cross-book Themes STEP 7 – Character Motive
<b>Aligned NWEA Skills</b>	<ul style="list-style-type: none"> <li>• Identifies the moral of a fable</li> <li>• Identifies the moral of a story</li> <li>• Identifies theme in literary text</li> <li>• Summarizes literary text</li> <li>• Determines main idea in literary text</li> <li>• Determines the topic in literary text</li> <li>• Identifies a title that reflects main idea in literary text</li> </ul>
<b>What’s not covered in this standard?</b> <b>What’s not covered in this standard?</b>	This is the final unit for this standard. Teach to mastery.
<b>Aligned Assessment Stems</b>	Recount the key events in the story. What happens in the story?

Which of the following statements recounts the plot of the story?  
 How does X...? Why does X...?  
 Which detail from the text shows that X learns Y?  
 Which details from the text show the central message/lesson/moral of the story?  
 In this passage, X learns Y. What key details in the story help the reader understand this lesson?  
 Where/when/what/who/ does X...?  
 What lesson is this story teaching you?  
 What did X and Y learn at the end of both stories?

**Standard Name:**

RL.2.5 - Describe the overall structure of a story, including describing how the beginning introduces the story and the ending concludes the action.

**Aligned Objectives**

- SWBAT compare and contrast characteristics of fairy tales in “The Fisherman and His Wife” with the characteristics of fairy tales in “The Emperor’s New Clothes” (RL.2.5; RL.2.9)
- SWBAT define tall tales as stories with things that could not happen in real life (RL.2.5)
- SWBAT define tall tales as stories with things that could not happen in real life (RL.2.5)
- SWBAT compare and contrast other characteristics of tall tales in “John Henry” with the characteristics of tall tales in “Pecos Bill” (RL.2.5; RL.2.9)
- SWBAT compare and contrast orally the characteristics of tall tales in “Paul Bunyan,” “John Henry,” and “Casey Jones” (RL.2.5; RL.2.9)

**Aligned Knowledge**  
[\(glossary\)](#)

- All texts of a particular genre follow a similar, predictable structure; understanding this common structure helps good readers better understand and enjoy the text.
- Characters, like people in real life, have feelings that change in response to events that occur. These feelings are predictable based on what we know about the character’s personality, motivation, and from our own personal experience (schema).
- Story Structure: beginning, rising action, middle, falling action, end
  - beginning: where the story starts
  - middle: where the events that lead to the solution occur
  - end: when the story is over and the problem has been solved.
- sequence: events that happen in the story, happen in order
- stories are structured with story elements: setting, character, plot, problem, events, attempts to resolve the solution, solution
- stories have a beginning, middle and end
- setting is where and when the story takes place
- characters are people or animals or objects that are talking in the story
- problem is something the character wants or needs but cannot have
- attempts to resolve the problem are when they try and try to solve the problem through different events in the story

	<ul style="list-style-type: none"> <li>● solution is how the problem gets fixed</li> <li>● an inference is when you use evidence from the text plus schema to draw a conclusion</li> <li>● the cause of an event is why something happens</li> <li>● effect is what happens as a result</li> <li>● conflict is the same as problem</li> <li>● resolution is the same as solution</li> <li>● setting can have an impact on characters</li> <li>● Characters' actions can impact the setting</li> <li>● Characters actions can impact the plot</li> </ul>
<b>Aligned Skills</b>	<ul style="list-style-type: none"> <li>● Describe the overall structure of a story, including how the beginning introduces the story and the ending concludes the story</li> <li>● Identify the different parts of the story (Beginning, middle, end)</li> <li>● go back to find the middle of the text</li> <li>● locate key information from the question within the text</li> <li>● sequencing events</li> <li>● identify a specific event from the sequence of the story</li> <li>● know that when you are asked to look at a the beginning or end of the text you go to the very beginning or the very end.</li> </ul>
<b>Aligned STEP Bottom lines</b>	<p>STEP 6 – STORY Elements III STEP 7 – Character Motive</p>
<b>Aligned NWEA Skills</b>	<ul style="list-style-type: none"> <li>● Identifies use of repetition in poetry</li> <li>● Identifies use of rhyme in poetry</li> <li>● Understands characteristics of fiction</li> <li>● Classifies literary text as a nursery rhyme</li> <li>● Classifies literary text as a story</li> <li>● Classifies literary text as a tall tale</li> <li>● Classifies literary text as fantasy</li> <li>● Classifies literary text as historical fiction</li> <li>● Classifies literary text as poetry</li> <li>● Identifies make-believe statements in literary text</li> </ul>

What's not covered in this standard?

Aligned Assessment Stems

- What happens in the beginning/middle/end of this story?
- What is the beginning/middle/end of this story about?
- Explain how the story is organized. What is the overall structure of the passage?
- What do you find out from the beginning of the "(text)X"?
- What happens in the MIDDLE of the story?
- What does the beginning of "(text)X" tell the reader?
- Describe the parts of a story (beginning and end)?
- Why does X want to Y?

Standard Name:

RL.2.9 - Compare and contrast two or more versions of the same story (e.g., Cinderella stories) by different authors or from different cultures

Aligned Objectives

- SWBAT compare and contrast the morals of both texts (RL.2.2; RL.2.9)
- SWBAT compare and contrast characteristics of fairy tales in "The Fisherman and His Wife" with the characteristics of fairy tales in "The Emperor's New Clothes" (RL.2.5; RL.2.9) SWBAT identify the theme, lesson, or moral, in two Cinderella stories from around the world (RL.2.2; RL.2.9)
- SWBAT compare and contrast other characteristics of tall tales in "John Henry" with the characteristics of tall tales in "Pecos Bill" (RL.2.5; RL.2.9)
- SWBAT compare and contrast orally the characteristics of tall tales in "Paul Bunyan," "John Henry," and "Casey Jones" (RL.2.5; RL.2.9)

Aligned Knowledge  
([glossary](#))

- compare is to finding out how things are the same
- contrast is to find out how things are different
- Author(s): the person or people who wrote the story
- Culture: a way of life of a group of people
- Setting is where and when the story takes place.
- Plot (main events, problem/solution)
- Retell is telling the story in your own words, telling all the details of the story elements.
- Character/character traits are who the character is on the inside based on their actions,
  - The plot is the problem, the attempts to resolve the problem and solution in a story
  - The plot is the juicy part of the story
  - Plot consists of:
    - Exposition
      - The beginning of the story
      - Introduction to the characters and setting



- Gives us background information
- • Rising Action
  - When the main events in the story take place that build towards the problem/conflict
  - Helps to move the plot along
  - Includes suspense
- • Climax
  - The exciting part where we find the problem/conflict, and something has to be done to resolve it
  - Conflicts can be internal or external
  - Internal conflict
    - Person vs. self
  - External conflict
    - Person vs. nature
    - Person vs. person
    - The part the reader is waiting for •
- Falling Action
  - When the problems begin to be wrapped up and solve •
- Resolution
  - The end of the story, when a decision is made and the problem/conflict is solve
  - When all loose ends are tied up for the reader
  - When we figure out the theme

Central message is:

- What the author is trying to teach us in the story
  - usually what the main character learns in the story, or what is revealed as the character changes throughout a story
  - reflects what the author values
  - usually very generalizable across a variety of texts / many texts share the same general theme
- To determine theme:
- Use “figuring out” strategy (inferring)
- Think about how the main character changes in the story
- Think about how the problem was resolved
- in stories with clear antagonists and protagonists, think about the contrast between these two characters
  - the author is usually trying to tell us to act like the protagonist, or to NOT act like the antagonist
- the moral of a story is What the author is trying to teach us in the story
- the lesson or moral can show what the main character learns in the story, or what is revealed as the character changes throughout a story
- the point of view reflects what the author values

<b>Aligned Skills</b>	<ul style="list-style-type: none"> <li>• Identify and describe the settings of two or more texts</li> <li>• Identify and describe character(s') traits in two or more texts</li> <li>• Retell the plots of two or more texts</li> <li>• Identify the central message/lesson of two or more texts</li> <li>• Infer – use text evidence + schema</li> <li>• Think about how the main character changes in the story</li> <li>• Compare and contrast two or more versions of the same story by different authors or from different cultures</li> <li>• Compare and contrast the plot</li> <li>• Compare and contract the parts of a story.</li> </ul>
<b>Aligned STEP Bottom lines</b>	STEP 6 – STORY Elements III
<b>Aligned NWEA Skills</b>	Compares and contrasts ideas presented in two or more literary texts
<b>What's not covered in this standard?</b>	
<b>Aligned Assessment Stems</b>	<p>What is the main idea of both passages?          What is the _____ in both stories?          What is different about _____ instead of _____?          What do both passages say about _____?          How was _____ different from _____ in the stories _____ and _____?          Which of the following statements identifies the most important details presented in the two texts?          In what way is story X similar to/different from story Y?          Which of the following statements identifies the similarities/differences between the two stories?          How is Text A's detail/description of X similar to/different than Text B's detail/description of X?          Why is detail/description X in Text A similar to/different than detail/description X in Text B?</p>

**Teacher Pre-Work**

<b>Guiding Qs</b>	<b>Answers</b>
-------------------	----------------

Which knowledge/skills from this standard do you already feel comfortable teaching?	
Which knowledge/skills might be new or are you less comfortable teaching?	
What do you notice about alignment between STEP, NWEA, and knowledge and skills for this standard?	
In your own words, what is this standard mostly about?	

Assessment Cover Page

Skill	Aligned Questions/question stems	Misconceptions/Error Analysis	KPs: Knowledge	KPs: Skills
<p><i>Name micro-skill that is part of larger standard</i></p> <p><b>Comparing and contrasting character motivation</b></p> <p><i>(part of larger compare and contrast standard)</i></p>	<p><i>Some of these will be from unit assessment, others will be from SBAC released Qs.</i></p> <p><b>#1 from unit assessment</b>  <b>What did character x and character y both do when z happened?</b></p> <p><b>#4 from unit assessment</b>  <b>Why did character x say ___ but character y say ___?</b></p>	<p><i>These should be based on error analysis of questions from unit assessment and other anticipated errors.</i></p>		

Text: Look! by Marilyn Kratz

<p>·SWBAT define fable as a type of story that involves talking animals.</p>	<p><b>From unit assessment</b> <b>1. Is <u>Look!</u> a fairy tale or a fable? Use RACCE to support your answer.</b></p>			
<p>RL.2.2 Identify moral</p>	<p><b>From the unit assessment</b> <b>2. What is the moral of the story?</b> a. Bears are wise animals. b. Don't run too fast, otherwise other animals will stop you. c. Take time to appreciate the beauty around you. d. It's better to sit than run.</p>			
<p>RL.2.2 Central message/lesson SWBAT respond to open ended questions with RACCE</p>	<p><b>From the unit assessment</b> <b>3. Use RACCE to support your answer for Question #2.</b></p>			

<p>RL.2.5</p> <p>SWBAT describe illustrations of the sea in "The Fisherman and His Wife"</p>	<p><b>From the unit assessment</b></p> <p><b>4. Why did the author include the picture at the beginning of the passage?</b></p> <p>a. To show what the flower looked like</p> <p>b. To show how much bigger a rabbit is than a frog</p> <p>c. To show a meadow</p> <p>d. To show the rabbit rushing past the frog</p>			
<p>RL.2.5</p> <p>SWBAT describe how the fisherman feels about asking for more wishes and how the flounder feels about granting each wish in "The Fisherman and His Wife"</p>	<p><b>From the unit assessment</b></p> <p><b>5. How do the animals feel at the end of the story?</b></p> <p>a. The animals feel calm and enjoy what is around them</p> <p>b. The animals feel tired from running so quickly</p> <p>c. The animals feel rushed because they have to start running again</p> <p>d. The animals feel bored of looking out into the land</p>			
<p>Text: The Golden Touch</p>				

<p>SWBAT define fantasy</p>	<p><b>From the unit assessment</b> <b>6. What is the genre of <u>The Golden Touch</u>?</b></p> <ul style="list-style-type: none"><li>a. legend</li><li>b. myth</li><li>c. tall tale</li><li>d. fantasy</li></ul>			
<p>RL.2.5</p> <p>SWBAT describe how the fisherman feels about asking for more wishes and how the flounder feels about granting each wish in "The Fisherman and His Wife"</p>	<p><b>From the unit assessment</b> <b>7. How does King Midas feel when Marygold's lips turn to gold? Why?</b></p> <ul style="list-style-type: none"><li>a. He feels upset because he is the fondest of his daughter, Marygold, than anything else in the world.</li><li>b. He feels delighted because his wish for more gold came true.</li><li>c. He feels furious at the stranger for not telling him that Marygold would turn into gold.</li><li>d. He feels wise that he has made the right decision to turn Marygold into gold.</li></ul>			

<p>RL.2.5</p> <p>SWBAT describe the characters, plot, and setting</p>	<p><b>From the unit assessment 8. What sentence from the text demonstrates how King Midas's problem is solved?</b></p> <p>a. "You are wiser now," said the stranger.</p> <p>b. "So you've made a discovery," observed the stranger. "Which is of more value: the Golden Touch or your own loving daughter?"</p> <p>c. "Take a vase of the water and sprinkle it over any object you desire to change into its former condition."</p> <p>d. "Oh, my child," answered Midas.</p>			
<p>RL.2.2</p> <p>Theme</p> <p>· <b>SWBAT identify the theme, lesson, or moral, in "The Fisherman and His Wife" (RL.2.2)</b></p>	<p><b>From the unit assessment 9. The theme of <u>The Golden Touch</u> is...</b></p> <p>a. It's okay to be greedy, as long as you don't hurt your family.</p> <p>b. Good fathers don't turn their daughters into gold.</p> <p>c. Family is more important than having more things. Kings can be silly.</p>			

<p>RL.2.2</p> <p>SWBAT respond to open ended questions with RACCE</p>	<p><b>From the unit assessment</b></p> <p>10. Use RACCE to support your answer for Question #9.</p>			
<p>SWBAT identify make-believe statements in literary text</p>	<p><b>11. Identify a make-believe statement found in either texts.</b></p> <p>a. A bedpost turned into gold.</p> <p>b. A spotted green frog jumped—rush, rush, rush—on his way to the pond.</p> <p>c. The rabbit sat down beside the frog and looked. He dipped the pitcher into the water.</p>			
<p>2.9</p> <p>SWBAT compare and contrast the morals of both texts</p>	<p><b>12. How are the themes in <u>Look!</u> and <u>The Golden Touch</u> similar or different to one another? Choose all that apply.</b></p> <p>a. Both stories' themes are about appreciating what is in front of you.</p> <p>b. Both stories' themes are about how make-believe characters make great stories.</p> <p>c. The theme in <u>Look!</u> is</p>			



	<p>about not being in a rush to enjoy what you have, while the theme in <u>The Golden Touch</u> is about needing to rush.</p> <p>d. The theme in <u>Look!</u> is remembering not to be so busy so that you can enjoy the little things in life, while the theme in <u>The Golden Touch</u> is not to be so greedy.</p>			
--	--	--	--	--

Guiding Qs	Answers
<b>In your own words, what does this standard ask students to do?</b>	
<b>What does this standard look like at its most basic level?</b>	
<b>What does this standard look like at the highest level?</b>	

**Teacher Complexity - Assessments**

Text Feature	Complexity Notes
<b>Word usage/syntax</b>	

<b>Vocabulary</b>	
<b>Structure</b>	
<b>Length</b>	

## UNIT PLANNING

### Teacher Pre-Work

<b>Guiding Qs</b>	<b>Answers</b>
<b>What do you notice about the word usage/syntax of the texts in the unit?</b>	
<b>What do you notice about the vocabulary of the texts in the unit?</b>	
<b>What do you notice about the text structure of the texts in the unit?</b>	

<b>What do you notice about the length of the texts in the unit?</b>	
--	--

**Action Plan from Previous Unit's DAM**

Next Steps	How we'll address it in this unit	Focus students

Day	Objective & Text	Aligned Question Stems (from above) + Unit assessment questions covered	Sticky KPs (refer to VoE above)	Chants & Anchor Charts	Intellectual Prep		
1	<p><b>Text:</b>  <a href="#">The Fox and the Stork</a>  <a href="#">The Crow and the Pitcher</a>  <b><u>More fables for independent text</u></b></p> <ul style="list-style-type: none"> <li>SWBAT define fable as a type of</li> </ul>	<p><b>From the unit assessment</b>            4. What lesson is the author trying to teach us in the story?</p> <p><b>From the unit assessment</b>            7. How did ___ solve his problem?</p> <p>Recount the key events in the story. Which detail from the text shows that X learns Y?            Which details from the text show the central message/lesson/moral of the</p>	<p><b>What:</b></p> <ul style="list-style-type: none"> <li>fables as a type of story that involves talking animals and end with a moral</li> <li>the moral of a story is what the author is trying to teach us in the story</li> <li>the lesson or moral can show what the main character</li> </ul>	<p>Theme / Message / Moral / Lesson</p> <table border="1" style="width: 100%;"> <tr> <td style="font-size: small;">Theme:</td> </tr> <tr> <td style="font-size: small;">Specific lines in the text that reveal theme:</td> </tr> </table>	Theme:	Specific lines in the text that reveal theme:	<p>Oral Drill:</p> <p>Example for application of KPs:</p> <p>Think Aloud applying KPs to this day's text:</p>
Theme:							
Specific lines in the text that reveal theme:							

	<p>story that involves talking animals.</p> <ul style="list-style-type: none"> <li>● SWBAT moral as the lesson of the story</li> <li>● <b>SWBAT identify the moral in both texts (RL.2.2)</b></li> <li>● SWBAT compare and contrast the morals of both texts</li> </ul> <p>SWBAT respond to open ended questions with RACCE</p>	<p>story?</p> <p>In this passage, X learns Y. What key details in the story help the reader understand this lesson?</p> <p>What lesson is this story teaching you?</p> <p>What did X and Y learn at the end of both stories?</p>	<p>learns in the story, or what is revealed as the character changes throughout a story</p> <p>How:</p> <ul style="list-style-type: none"> <li>● you can find the moral by thinking through what the character learns as they attempt to resolve the problem</li> <li>● determine the character lesson</li> <li>● relate/apply the character lesson to real life</li> </ul> <p>Why:</p> <ul style="list-style-type: none"> <li>● we find the moral of a story to see what the author wanted us to learn</li> <li>● this helps us learn from the characters in our books</li> </ul>	<table border="1"> <tr> <td>Problem:</td> <td>Attempts to resolve:</td> <td>Solution:</td> </tr> <tr> <td colspan="3">Character lesson:</td> </tr> <tr> <td colspan="3">Moral:</td> </tr> </table>	Problem:	Attempts to resolve:	Solution:	Character lesson:			Moral:					
Problem:	Attempts to resolve:	Solution:														
Character lesson:																
Moral:																
2	<p><b>Text:</b> <a href="#">The Fox and the Crow</a></p> <p><a href="#">The Lion and the Mouse</a></p> <ul style="list-style-type: none"> <li>● SWBAT define fable as a type of story that involves talking animals.</li> <li>● SWBAT moral as the lesson of the story</li> </ul>	<p><b>From the unit assessment</b> 4. What lesson is the author trying to teach us in the story?</p> <p><b>From the unit assessment</b> 7. How did ___ solve his problem?</p> <p><b>From the unit assessment</b> 10. What happens at the ___ of both stories?</p> <p><b>From the unit assessment</b> 9 How were X from Y and W from Z similar?</p>	<p>What:</p> <ul style="list-style-type: none"> <li>● fables as a type of story that involves talking animals and end with a moral</li> <li>● compare is to finding out how things are the same</li> <li>● contrast is to find out how things are different</li> <li>● the moral of a story is what the author is</li> </ul>	<p>Theme / Message / Moral / Lesson</p> <table border="1"> <tr> <td>Theme:</td> </tr> <tr> <td>Specific lines in the text that reveal theme:</td> </tr> </table> <table border="1"> <tr> <td>Problem:</td> <td>Attempts to resolve:</td> <td>Solution:</td> </tr> <tr> <td colspan="3">Character lesson:</td> </tr> <tr> <td colspan="3">Moral:</td> </tr> </table>	Theme:	Specific lines in the text that reveal theme:	Problem:	Attempts to resolve:	Solution:	Character lesson:			Moral:			<p>Oral Drill:</p> <p>Example for application of KPs:</p> <p>Think Aloud applying KPs to this day's text:</p>
Theme:																
Specific lines in the text that reveal theme:																
Problem:	Attempts to resolve:	Solution:														
Character lesson:																
Moral:																

- SWBAT identify the moral in both texts
- **SWBAT compare and contrast the morals of both texts (RL.2.2; RL.2.9)**

SWBAT respond to open ended questions with RACCE

Recount the key events in the story. Which detail from the text shows that X learns Y?  
 Which details from the text show the central message/lesson/moral of the story?  
 In this passage, X learns Y. What key details in the story help the reader understand this lesson?  
 What lesson is this story teaching you?  
 What did X and Y learn at the end of both stories?

What is the morale of both passages?  
 What is the \_\_\_\_\_ in both stories?  
 What is different about \_\_\_\_ instead of \_\_\_\_?  
 What do both passages say about \_\_\_\_?  
 How was \_\_\_\_ different from \_\_\_\_ in the stories \_\_\_\_ and \_\_\_\_?  
 Which of the following statements identifies the most important details presented in the two texts?  
 In what way is story X similar to/different from story Y?  
 Which of the following statements identifies the similarities/differences between the two stories?  
 How is Text A's detail/description of X similar to/different than Text B's detail/description of X?  
 Why is detail/description X in Text A similar to/different than detail/description X in Text B?

trying to teach us in the story

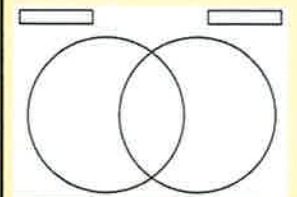
- the lesson or moral can show what the main character learns in the story, or what is revealed as the character changes throughout a story

How:

- read two texts to find the moral
- you can find the moral by thinking through what the character learns as they attempt to resolve the problem
- determine the character lesson
- relate/apply the character lesson to real life
- determine if the moral of two stories is the same or different by identifying it similarities and differences

Why:

- We do this to see if different stories can teach us the same or different things about the read world



Comparing / Contrasting Texts (can do this as a Venn diagram also)

	Text 1	Text 2
Genre		
S		
T		
O		
R		
v		
Theme		

3

**Text:**  
The Fisherman and His Wife  
(Engage NY, Domain 1)

Lesson Plan on Box

- SWBAT fairy tales and fairy tale elements
- SWBAT describe the characters, plot, and setting
- **SWBAT identify the theme, lesson, or moral, in “The Fisherman and His Wife” (RL.2.2)**
- SWBAT describe how the fisherman feels about asking for more wishes and how the flounder feels about granting each wish in “The Fisherman and His Wife”
- SWBAT describe illustrations of the sea in “The Fisherman and His Wife”

SWBAT respond to open ended questions with RACCE

**From the unit assessment**  
4. What lesson is the author trying to teach us in the story?

**From the unit assessment**  
7. How did \_\_\_ solve his problem?

**From the unit assessment**  
4. What lesson is the author trying to teach us in the story?

Recount the key events in the story. Which detail from the text shows that X learns Y?  
Which details from the text show the central message/lesson/moral of the story?  
In this passage, X learns Y. What key details in the story help the reader understand this lesson?  
What lesson is this story teaching you?  
What did X and Y learn at the end of both stories?  
What did X and Y learn at the end of both stories?

**What:**

- Fairy tales = a children's story about magical and imaginary beings and lands
- Fairy tales have the same story elements as a narrative fiction story
- the theme of a story is what the author is trying to teach us in the story
- sometimes more than one theme can occur in a story
- theme can show what the main character learns in the story, or what is revealed as the character changes throughout a story

**How:**

- you can find the theme by thinking through what the character learns as they attempt to resolve the problem
- determine the character lesson
- relate/apply the character lesson to real life

**Why:**

- we find the theme of a story to see what

Theme / Message / Moral / Lesson

Theme:
Specific lines in the text that reveal theme:

Elements of Fairy Tales:

Element of Fairy Tale	Evidence from Text
Special beginning or ending	
Good vs. Evil	
Elements of Magic	
Knighty	
Things happen in Threes	

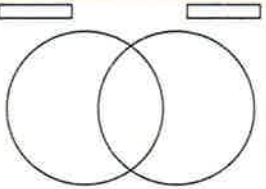
Problem:	Attempts to resolve:	Solution:
Character lesson:		
Moral:		

**Oral Drill:**

Example for application of KPs:

Think Aloud applying KPs to this day's text:

			<p>the author wanted us to learn</p> <ul style="list-style-type: none"> <li>this helps us learn from the characters in our books</li> </ul>							
4	<p><b>Text:</b> The Emperor's New Clothes (Engage NY, Domain 1)</p> <p><a href="#">Lesson Plan on Box</a></p> <ul style="list-style-type: none"> <li><b>SWBAT identify the theme, lesson, or moral, in "The Emperor's New Clothes" (RL.2.2)</b></li> <li>SWBAT describe how the people feel upon seeing the Emperor in his underwear in "The Emperor's New Clothes"</li> <li>SWBAT describe the illustration of the spinners, weavers, and tailors in "The Emperor's New Clothes"</li> </ul> <p>SWBAT respond to open ended questions with RACCE</p>	<p><b>From the unit assessment</b> 8. The theme of ___ is</p> <p><b>From the unit assessment</b> 7. How did ___ solve his problem?</p> <p>Recount the key events in the story. Which detail from the text shows that X learns Y? Which details from the text show the central message/lesson/moral of the story? In this passage, X learns Y. What key details in the story help the reader understand this lesson? What lesson is this story teaching you? What did X and Y learn at the end of both stories?</p>	<p>What:</p> <ul style="list-style-type: none"> <li>Characters feel a certain way as a reaction to an event or action of another character.</li> <li>the theme of a story is what the author is trying to teach us in the story</li> <li>sometimes more than one theme can occur in a story</li> <li>theme can show what the main character learns in the story, or what is revealed as the character changes throughout a story</li> </ul> <p>How:</p> <ul style="list-style-type: none"> <li>you can find the theme by thinking through what the character learns as they attempt to resolve the problem</li> <li>determine the character lesson</li> <li>relate/apply the character lesson to real life</li> </ul>	<p>Using Illustrations:</p> <table border="1"> <thead> <tr> <th>Part in text:</th> <th>Illustration</th> <th>Enhance Understanding / Why did the illustrator choose this part?</th> </tr> </thead> <tbody> <tr> <td></td> <td></td> <td></td> </tr> </tbody> </table>	Part in text:	Illustration	Enhance Understanding / Why did the illustrator choose this part?			
Part in text:	Illustration	Enhance Understanding / Why did the illustrator choose this part?								

			<p>Why:</p> <ul style="list-style-type: none"> <li>● we find the theme of a story to see what the author wanted us to learn</li> <li>● this helps us learn from the characters in our books</li> <li>● illustrations help us create a more accurate image in our minds, building our schema</li> </ul>																				
5	<p>Text:</p> <ul style="list-style-type: none"> <li>● SWBAT compare and contrast characteristics of fairy tales in “The Fisherman and His Wife” with the characteristics of fairy tales in “The Emperor’s New Clothes” (RL.2.5; RL.2.9)</li> <li>● SWBAT describe how the beast feels when the merchant takes his rose in “Beauty and the Beast, Part I”</li> <li>● SWBAT describe an illustration of the beast in “Beauty and the</li> </ul>	<p><b>From unit assessment</b></p> <p>1. What does the ___ paragraph of the passage tell the reader?</p> <p><b>From the unit assessment</b></p> <p>10. What happens at the ___ of both stories?</p> <p><b>From the unit assessment</b></p> <p>9 How were X from Y and W from Z similar?</p> <p><b>From the unit assessment</b></p> <p>5. What does the ___ paragraph tell the reader?</p> <p><b>From the unit assessment</b></p> <p>6. Why did the author include the ___ paragraph of the passage? Select all that apply.</p> <p><b>From the unit assessment</b></p> <p>2. Why did the author include the picture at the ___ of the passage?</p> <p><b>From unit assessment</b></p>	<p>What:</p> <ul style="list-style-type: none"> <li>● fables as a type of story that involves talking animals and end with a moral</li> <li>● compare is to finding out how things are the same</li> <li>● contrast is to find out how things are different</li> <li>● the moral of a story is what the author is trying to teach us in the story</li> <li>● the lesson or moral can show what the main character learns in the story, or what is revealed as the character changes throughout a story</li> </ul>	 <p>Using Illustrations:</p> <table border="1" data-bbox="1333 909 1627 1023"> <tr> <td>Part in text</td> <td>Illustration</td> <td>Enhanced understanding? Why did the illustrator choose this part?</td> </tr> <tr> <td></td> <td></td> <td></td> </tr> </table> <p>Elements of Fairy Tales:</p> <table border="1" data-bbox="1333 1071 1627 1250"> <thead> <tr> <th>Element of Fairy Tale</th> <th>Evidence from Text</th> </tr> </thead> <tbody> <tr> <td>Special beginning or ending</td> <td></td> </tr> <tr> <td>Good vs. Evil</td> <td></td> </tr> <tr> <td>Elements of Magic</td> <td></td> </tr> <tr> <td>Royalty</td> <td></td> </tr> <tr> <td>Things happen in Threes</td> <td></td> </tr> </tbody> </table>	Part in text	Illustration	Enhanced understanding? Why did the illustrator choose this part?				Element of Fairy Tale	Evidence from Text	Special beginning or ending		Good vs. Evil		Elements of Magic		Royalty		Things happen in Threes		
Part in text	Illustration	Enhanced understanding? Why did the illustrator choose this part?																					
Element of Fairy Tale	Evidence from Text																						
Special beginning or ending																							
Good vs. Evil																							
Elements of Magic																							
Royalty																							
Things happen in Threes																							



Beast, Part I"  
SWBAT respond to  
open ended questions  
with RACCE

1. What does the \_\_\_ paragraph of  
the passage tell the reader?

What happens in the  
beginning/middle/end of this story?  
What is the beginning/middle/end of  
this story about?  
Explain how the story is organized.  
What is the overall structure of the  
passage?  
What do you find out from the  
beginning of the "(text)X"?  
What happens in the MIDDLE of the  
story?  
What does the beginning of "(text)X"  
tell the reader?  
Describe the parts of a story (beginning  
and end)?  
Why does X want to Y?  
What is the \_\_\_\_\_ in both stories?  
What is different about \_\_\_\_ instead of  
\_\_\_\_?  
How was \_\_\_ different from \_\_\_ in  
the stories \_\_\_ and \_\_\_?  
In what way is story X similar  
to/different from story Y?  
Which of the following statements  
identifies the similarities/differences  
between the two stories?  
How is Text A's detail/description of X  
similar to/different than Text B's  
detail/description of X?  
Why is detail/description X in Text A  
similar to/different than  
detail/description X in Text B?

How:

- read two texts to find  
the moral
- you can find the  
moral by thinking  
through what the  
character learns as  
they attempt to  
resolve the problem
- determine the  
character lesson
- relate/apply the  
character lesson to  
real life
- determine if the  
moral of two stories  
is the same or  
different by  
identifying it  
similarities and  
differences

Why:

We do this to see if different  
stories can teach us the same  
or different things about the  
read world  
We can learn about diverse  
cultures by looking at their  
stories that are passed down  
through centuries

STORY:

S	
T	
O	
R	
Y	
What's the theme or big idea?	

6

**Text:**  
[Two Cinderella versions](#)

Other Cinderella versions found [here](#)

- SWBAT define fantasy
- **SWBAT identify the theme, lesson, or moral, in two Cinderella stories from around the world (RL.2.2; RL.2.9)**
- SWBAT compare and contrast the two different Cinderella versions

SWBAT respond to open ended questions with RACCE

Recount the key events in the story.  
Which detail from the text shows that X learns Y?  
Which details from the text show the central message/lesson/moral of the story?  
In this passage, X learns Y. What key details in the story help the reader understand this lesson?  
What lesson is this story teaching you?  
What did X and Y learn at the end of both stories?  
What is the \_\_\_\_\_ in both stories?  
What is different about \_\_\_\_\_ instead of \_\_\_\_\_?  
How was \_\_\_\_\_ different from \_\_\_\_\_ in the stories \_\_\_\_\_ and \_\_\_\_\_?  
In what way is story X similar to/different from story Y?  
Which of the following statements identifies the similarities/differences between the two stories?  
How is Text A's detail/description of X similar to/different than Text B's detail/description of X?  
Why is detail/description X in Text A similar to/different than detail/description X in Text B?

**What:**

- compare is to finding out how things are the same
- contrast is to find out how things are different
- the moral of a story is what the author is trying to teach us in the story
- the lesson or moral c
- an show what the main character learns in the story, or what is revealed as the character changes throughout a story

**How:**

- read two texts to find the moral
- you can find the moral by thinking through what the character learns as they attempt to resolve the problem
- determine the character lesson
- relate/apply the character lesson to real life
- determine if the moral of two stories is the same or different by identifying it

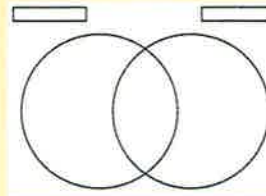
STORY:

<b>S</b>	
<b>T</b>	
<b>O</b>	
<b>R</b>	
<b>Y</b>	
What's the theme or big idea?	

Comparing / Contrasting Texts (can do this as

Venn diagram a so)

	Text 1	Text 2
Genre		
S		
T		
O		
R		
Y		
Theme		



			<p>similarities and differences</p> <ul style="list-style-type: none"> <li>•</li> </ul> <p>Why:  We do this to see if different stories can teach us the same or different things about the read world  We can learn about diverse cultures by looking at their stories that are passed down through centuries</p>		
7	<p><b>Text:</b>  Paul Bunyan  (Engage NY, Domain 1)  <a href="#">Lesson Plan on Box</a></p> <ul style="list-style-type: none"> <li>• <b>SWBAT define tall tales as stories with things that could not happen in real life (RL.2.5)</b></li> <li>• SWBAT identify make-believe statements in literary text</li> </ul> <p>SWBAT respond to open ended questions with RACCE</p>	<p><b>From unit assessment</b>  2. What does the ___ paragraph of the passage tell the reader?  <b>From the unit assessment</b>  2. Why did the author include the picture at the ___ of the passage?  <b>From the unit assessment</b>  5. What does the ___ paragraph tell the reader?  <b>From the unit assessment</b>  6. Why did the author include the ___ paragraph of the passage?  Select all that apply.</p> <p>What happens in the beginning/middle/end of this story?  What is the beginning/middle/end of this story about?  Explain how the story is organized. What is the overall structure of the passage?  What do you find out from the beginning of the "(text)X"?  What happens in the MIDDLE of the story?  What does the beginning of "(text)X" tell the reader?</p>	<p>What:</p> <ul style="list-style-type: none"> <li>• A tall tale is a story with elements that can happen in real life.</li> <li>• Tall tales are often make-believe; not real</li> <li>• Tall tales have the elements of a narrative text</li> </ul> <p>How:</p> <ul style="list-style-type: none"> <li>• When you read a narrative text you can ask yourself "could this really happen in real life"</li> </ul> <p>Why:</p> <ul style="list-style-type: none"> <li>• Tall tales allow us to use our imagination and visualize a life much different from our own.</li> </ul>		

		<p>Describe the parts of a story (beginning and end)? Why does X want to Y?</p>			
8	<p><b>Text:</b> Pecos Bill (Engage NY, Domain 1) <a href="#">Lesson Plan on Box</a></p> <ul style="list-style-type: none"> <li>• <b>SWBAT define tall tales as stories with things that could not happen in real life (RL.2.5)</b></li> <li>• SWBAT identify make-believe statements in literary text</li> <li>• SWBAT compare and contrast other characteristics of tall tales in “Paul Bunyan” with the characteristics of tall tales in “Pecos Bill”</li> </ul> <p>SWBAT respond to open ended questions with RACCE</p>	<p><b>From unit assessment</b> 3. What does the ___ paragraph of the passage tell the reader?</p> <p><b>From the unit assessment</b> 3. Why did the author include the picture at the ____ of the passage?</p> <p><b>From the unit assessment</b> 5. What does the ___ paragraph tell the reader?</p> <p><b>From the unit assessment</b> 6. Why did the author include the ___ paragraph of the passage? Select all that apply.</p> <p>What happens in the beginning/middle/end of this story? What is the beginning/middle/end of this story about? Explain how the story is organized. What is the overall structure of the passage? What do you find out from the beginning of the "(text)X"? What happens in the MIDDLE of the story? What does the beginning of "(text)X" tell the reader? Describe the parts of a story (beginning and end)? Why does X want to Y?</p>	<p>What:</p> <ul style="list-style-type: none"> <li>• A tall tale is a story with elements that can happen in real life.</li> <li>• Tall tales are often make-believe; not real</li> <li>• Tall tales have the elements of a narrative text</li> <li>• compare is to finding out how things are the same</li> <li>• contrast is to find out how things are different</li> </ul> <p>How:</p> <ul style="list-style-type: none"> <li>• When you read a narrative text you can ask yourself “could this really happen in real life”</li> <li>• Determine if the elements of the two texts are the same or different and how</li> </ul> <p>Why: Tall tales allow us to use our imagination and visualize a life much different from our own</p>		

<p>9</p>	<p><b>Text:</b> John Henry (Engage NY, Domain 1) <a href="#">Lesson Plan on Box</a></p> <ul style="list-style-type: none"> <li>• SWBAT define tall tales as stories with things that could not happen in real life</li> <li>• SWBAT identify make-believe statements in literary text</li> <li>• <b>SWBAT compare and contrast other characteristics of tall tales in “John Henry” with the characteristics of tall tales in “Pecos Bill” (RL.2.5; RL.2.9)</b></li> </ul> <p>SWBAT respond to open ended questions with RACCE</p>	<p><b>From unit assessment</b></p> <p>4. What does the ___ paragraph of the passage tell the reader?</p> <p><b>From the unit assessment</b></p> <p>4. Why did the author include the picture at the _____ of the passage?</p> <p><b>From the unit assessment</b></p> <p>5. What does the ___ paragraph tell the reader?</p> <p><b>From the unit assessment</b></p> <p>6. Why did the author include the ___ paragraph of the passage? Select all that apply.</p> <p>What happens in the beginning/middle/end of this story? What is the beginning/middle/end of this story about? Explain how the story is organized. What is the overall structure of the passage? What do you find out from the beginning of the "(text)X"? What happens in the MIDDLE of the story? What does the beginning of "(text)X" tell the reader? Describe the parts of a story (beginning and end)? Why does X want to Y? What is the _____ in both stories? What is different about ____ instead of ____? How was ____ different from ____ in the stories ____ and ____? In what way is story X similar to/different from story Y? Which of the following statements</p>	<p><b>What:</b></p> <ul style="list-style-type: none"> <li>• A tall tale is a story with elements that can happen in real life.</li> <li>• Tall tales are often make-believe; not real</li> <li>• Tall tales have the elements of a narrative text</li> <li>• compare is to finding out how things are the same</li> <li>• contrast is to find out how things are different</li> </ul> <p><b>How:</b></p> <ul style="list-style-type: none"> <li>• When you read a narrative text you can ask yourself “could this really happen in real life”</li> <li>• Determine if the elements of the two texts are the same or different and how</li> </ul> <p><b>Why:</b> Tall tales allow us to use our imagination and visualize a life much different from our own</p>		
----------	---	---	--	--	--

		<p>identifies the similarities/differences between the two stories?          How is Text A's detail/description of X similar to/different than Text B's detail/description of X?          Why is detail/description X in Text A similar to/different than detail/description X in Text B?</p>																											
10	<p><b>Text:</b>          Casey Jones          (Engage NY, Domain 1)  <a href="#">Lesson Plan on Box</a></p> <ul style="list-style-type: none"> <li>SWBAT define tall tales as stories with things that could not happen in real life</li> <li>SWBAT identify make-believe statements in literary text</li> <li>Describe how the words from the "Ballad of Casey Jones" tell the story about Casey Jones</li> <li>SWBAT compare and contrast orally the characteristics of tall tales in "Paul Bunyan," "John Henry," and "Casey Jones" (RL.2.5; RL.2.9)</li> </ul>	<p><b>From unit assessment</b>          5. What does the ___ paragraph of the passage tell the reader?</p> <p><b>From the unit assessment</b>          5. Why did the author include the picture at the ___ of the passage?</p> <p><b>From the unit assessment</b>          5. What does the ___ paragraph tell the reader?</p> <p><b>From the unit assessment</b>          6. Why did the author include the ___ paragraph of the passage?          Select all that apply.</p> <p>What is the _____ in both stories?          What is different about _____ instead of _____?          How was ___ different from ___ in the stories ___ and ___?          In what way is story X similar to/different from story Y?          Which of the following statements identifies the similarities/differences between the two stories?          How is Text A's detail/description of X similar to/different than Text B's detail/description of X?          Why is detail/description X in Text A</p>	<p>What:</p> <ul style="list-style-type: none"> <li>A tall tale is a story with elements that can happen in real life.</li> <li>Tall tales are often make-believe; not real</li> <li>Tall tales have the elements of a narrative text</li> <li>compare is to finding out how things are the same</li> <li>contrast is to find out how things are different</li> </ul> <p>How:</p> <ul style="list-style-type: none"> <li>When you read a narrative text you can ask yourself "could this really happen in real life"</li> <li>Determine if the elements of the two texts are the same or different and how</li> </ul> <p>Why:          Tall tales allow us to use our</p>	<p>Comparing / Contrasting Texts (can do this as Venn diagram also)</p> <table border="1"> <thead> <tr> <th></th> <th>Text 1</th> <th>Text 2</th> </tr> </thead> <tbody> <tr> <td>Genre</td> <td></td> <td></td> </tr> <tr> <td>S</td> <td></td> <td></td> </tr> <tr> <td>T</td> <td></td> <td></td> </tr> <tr> <td>O</td> <td></td> <td></td> </tr> <tr> <td>R</td> <td></td> <td></td> </tr> <tr> <td>V</td> <td></td> <td></td> </tr> <tr> <td>Theme</td> <td></td> <td></td> </tr> </tbody> </table>		Text 1	Text 2	Genre			S			T			O			R			V			Theme			
	Text 1	Text 2																											
Genre																													
S																													
T																													
O																													
R																													
V																													
Theme																													

	<p>SWBAT respond to open ended questions with RACCE</p>	<p>similar to/different than detail/description X in Text B?          What happens in the beginning/middle/end of this story?          What is the beginning/middle/end of this story about?          Explain how the story is organized.          What is the overall structure of the passage?          What do you find out from the beginning of the "(text)X"?          What happens in the MIDDLE of the story?          What does the beginning of "(text)X" tell the reader?          Describe the parts of a story (beginning and end)?          Why does X want to Y?</p>	<p>imagination and visualize a life much different from our own</p>															
<p>11</p>	<p><b>Text:</b>          Seven Chinese Sisters          by Kathy Tucker</p> <ul style="list-style-type: none"> <li>SWBAT define folk tales</li> <li><b>SWBAT identify the theme, lesson, or moral, in the folk tale (RL.2.2)</b></li> </ul> <p>SWBAT respond to open ended questions with RACCE</p>	<p><b>From the unit assessment</b>          3. What were the X Y?  <b>From the unit assessment</b>          4. What lesson is the author trying to teach us in the story?  <b>From the unit assessment</b>          7. How did ___ solve his problem?  <b>From the unit assessment</b>          8. The theme of ___ is</p> <p>Which character is telling the story?          Who is telling the story?          What is X's point of view about Y?          How does character X speak differently from character Y?</p> <p>Which character is telling the story?          Who is telling the story?          What is X's point of view about Y?          How does character X speak</p>	<p>What:</p> <ul style="list-style-type: none"> <li>Folktales are stories originating in popular culture, typically passed on by word of mouth. the moral of a story is what the author is trying to teach us in the story</li> <li>the lesson or moral can show what the main character learns in the story, or what is revealed as the character changes throughout a story</li> </ul> <p>How:</p> <ul style="list-style-type: none"> <li>you can find the moral by thinking</li> </ul>	<p>Theme / Message / Moral / Lesson</p> <p>Theme:</p> <p>Specific lines in the text that reveal the theme:</p> <table border="1"> <tr> <td>Problem:</td> <td>Attempts to resolve:</td> <td>Solution:</td> </tr> </table> <p>Character lesson:</p> <p>Moral:</p> <p><b>STORY:</b></p> <table border="1"> <tr> <td><b>S</b></td> <td></td> </tr> <tr> <td><b>T</b></td> <td></td> </tr> <tr> <td><b>O</b></td> <td></td> </tr> <tr> <td><b>R</b></td> <td></td> </tr> <tr> <td><b>Y</b></td> <td></td> </tr> </table> <p>What's the theme or big idea?</p>	Problem:	Attempts to resolve:	Solution:	<b>S</b>		<b>T</b>		<b>O</b>		<b>R</b>		<b>Y</b>		
Problem:	Attempts to resolve:	Solution:																
<b>S</b>																		
<b>T</b>																		
<b>O</b>																		
<b>R</b>																		
<b>Y</b>																		

		<p>differently from character Y?</p>	<p>through what the character learns as they attempt to resolve the problem</p> <ul style="list-style-type: none"> <li>determine the character lesson</li> <li>relate/apply the character lesson to real life</li> </ul> <p>Why:</p> <ul style="list-style-type: none"> <li>we find the moral of a story to see what the author wanted us to learn</li> </ul> <p>this helps us learn from the characters in our books</p>														
12	<p><b>Text:</b> Why Snails Have Shells: Minority and Han Folktales from China by Carolyn Han</p> <ul style="list-style-type: none"> <li>SWBAT define folk tales</li> <li>SWBAT identify the theme, lesson, or moral, in the folk tale (RL.2.2)</li> </ul> <p>SWBAT respond to open ended questions with RACCE</p>	<p><b>From the unit assessment</b> 3. What were the X Y? <b>From the unit assessment</b> 4. What lesson is the author trying to teach us in the story? <b>From the unit assessment</b> 7. How did ___ solve his problem? <b>From the unit assessment</b> 8. The theme of ___ is</p> <p>Which character is telling the story? Who is telling the story? What is X's point of view about Y? How does character X speak differently from character Y? Recount the key events in the story. Which detail from the text shows that X learns Y? Which details from the text show the central message/lesson/moral of the</p>	<p>What:</p> <ul style="list-style-type: none"> <li>Folktales are stories originating in popular culture, typically passed on by word of mouth. the moral of a story is what the author is trying to teach us in the story</li> <li>the lesson or moral can show what the main character learns in the story, or what is revealed as the character changes throughout a story</li> </ul> <p>How:</p> <ul style="list-style-type: none"> <li>you can find the moral by thinking</li> </ul>	<p><b>STORY:</b></p> <table border="1"> <tr> <td><b>S</b></td> <td></td> </tr> <tr> <td><b>T</b></td> <td></td> </tr> <tr> <td><b>O</b></td> <td></td> </tr> <tr> <td><b>R</b></td> <td></td> </tr> <tr> <td><b>Y</b></td> <td></td> </tr> <tr> <td colspan="2">What's the theme or big idea?</td> </tr> </table> <p>Theme / Message / Moral / Lesson</p> <p>Theme:</p> <p>Specific lines in the text that reveal theme:</p>	<b>S</b>		<b>T</b>		<b>O</b>		<b>R</b>		<b>Y</b>		What's the theme or big idea?		
<b>S</b>																	
<b>T</b>																	
<b>O</b>																	
<b>R</b>																	
<b>Y</b>																	
What's the theme or big idea?																	



		<p>story?          In this passage, X learns Y. What key details in the story help the reader understand this lesson?          What lesson is this story teaching you?          What did X and Y learn at the end of both stories?</p>	<p>through what the character learns as they attempt to resolve the problem</p> <ul style="list-style-type: none"> <li>determine the character lesson</li> <li>relate/apply the character lesson to real life</li> </ul> <p>Why:</p> <ul style="list-style-type: none"> <li>we find the moral of a story to see what the author wanted us to learn</li> </ul> <p>this helps us learn from the characters in our books</p>	<table border="1"> <tr> <td>Problem:</td> <td>Attempts to resolve:</td> <td>Solution:</td> </tr> <tr> <td colspan="3">Character lesson:</td> </tr> <tr> <td colspan="3">Moral:</td> </tr> </table>	Problem:	Attempts to resolve:	Solution:	Character lesson:			Moral:					
Problem:	Attempts to resolve:	Solution:														
Character lesson:																
Moral:																
13	<p><b>Text:</b>          The Legend of the Bluebonnet by Tommie dePaola</p> <ul style="list-style-type: none"> <li>SWBAT define legends</li> <li><b>SWBAT identify the theme, lesson, or moral, in the legend (RL.2.2)</b></li> </ul> <p>SWBAT respond to open ended questions with RACCE</p>	<p>Recount the key events in the story. Which detail from the text shows that X learns Y?          Which details from the text show the central message/lesson/moral of the story?          In this passage, X learns Y. What key details in the story help the reader understand this lesson?          What lesson is this story teaching you?          What did X and Y learn at the end of both stories?</p>	<p>What:</p> <ul style="list-style-type: none"> <li>Folktales are stories originating in popular culture, typically passed on by word of mouth. the moral of a story is what the author is trying to teach us in the story</li> <li>the lesson or moral can show what the main character learns in the story, or what is revealed as the character changes throughout a story</li> </ul> <p>How:</p> <ul style="list-style-type: none"> <li>you can find the moral by thinking through what the</li> </ul>	<p>Theme / Message / Moral / Lesson</p> <table border="1"> <tr> <td>Theme:</td> </tr> <tr> <td>Specific lines in the text that reveal theme:</td> </tr> </table> <table border="1"> <tr> <td>Problem:</td> <td>Attempts to resolve:</td> <td>Solution:</td> </tr> <tr> <td colspan="3">Character lesson:</td> </tr> <tr> <td colspan="3">Moral:</td> </tr> </table>	Theme:	Specific lines in the text that reveal theme:	Problem:	Attempts to resolve:	Solution:	Character lesson:			Moral:			
Theme:																
Specific lines in the text that reveal theme:																
Problem:	Attempts to resolve:	Solution:														
Character lesson:																
Moral:																

			<p>character learns as they attempt to resolve the problem</p> <ul style="list-style-type: none"> <li>determine the character lesson</li> <li>relate/apply the character lesson to real life</li> </ul> <p>Why:</p> <ul style="list-style-type: none"> <li>we find the moral of a story to see what the author wanted us to learn</li> </ul> <p>this helps us learn from the characters in our books</p>																
14	<p><b>Text:</b> The Legend of the Indian Paintbrush by Tommie dePaola</p> <ul style="list-style-type: none"> <li>SWBAT define legends</li> <li><b>SWBAT identify the theme, lesson, or moral, in the legend (RL.2.2)</b></li> </ul> <p>SWBAT respond to open ended questions with RACCE</p>	<p>Recount the key events in the story. Which detail from the text shows that X learns Y?</p> <p>Which details from the text show the central message/lesson/moral of the story?</p> <p>In this passage, X learns Y. What key details in the story help the reader understand this lesson?</p> <p>What lesson is this story teaching you? What did X and Y learn at the end of both stories?</p>	<p>What:</p> <ul style="list-style-type: none"> <li>Folktales are stories originating in popular culture, typically passed on by word of mouth. the moral of a story is what the author is trying to teach us in the story</li> <li>the lesson or moral can show what the main character learns in the story, or what is revealed as the character changes throughout a story</li> </ul> <p>How:</p> <ul style="list-style-type: none"> <li>you can find the moral by thinking through what the character learns as</li> </ul>	<p>Theme / Message / Moral / Lesson</p> <table border="1"> <tr> <td>Theme:</td> </tr> <tr> <td>Specific lines in the text that reveal theme:</td> </tr> </table> <table border="1"> <tr> <td>Problem:</td> <td>Attempts to resolve:</td> <td>Solution:</td> </tr> <tr> <td></td> <td></td> <td></td> </tr> <tr> <td colspan="3">Character lesson:</td> </tr> <tr> <td colspan="3">Moral:</td> </tr> </table>	Theme:	Specific lines in the text that reveal theme:	Problem:	Attempts to resolve:	Solution:				Character lesson:			Moral:			
Theme:																			
Specific lines in the text that reveal theme:																			
Problem:	Attempts to resolve:	Solution:																	
Character lesson:																			
Moral:																			

			<p>they attempt to resolve the problem</p> <ul style="list-style-type: none"> <li>● determine the character lesson</li> <li>● relate/apply the character lesson to real life</li> </ul> <p>Why:</p> <ul style="list-style-type: none"> <li>● we find the moral of a story to see what the author wanted us to learn</li> </ul> <p>this helps us learn from the characters in our books</p>		
15	Unit assessment				Unit celebration

**Unit Processing:**

**Does your unit cover all the content from your unit assessment? Does it cover all the content from your VoE?**

**Did you make changes to the unit from it's original composition? Why?**

## Appendix 3: Mathematics

# Rocketship Education – 3<sup>rd</sup> Grade Math Scope & Sequence Map – 2015-2016

## Third grade mathematics is about...

- 1) developing understanding of multiplication and division and strategies for multiplication and division within 100
- 2) developing understanding of fractions, especially unit fractions (fractions with numerator 1)
- 3) developing understanding of the structure of rectangular arrays and of area
- 4) describing and analyzing two-dimensional shapes

## Required Fluencies by the End of Third Grade

- 3.OA.7 - Single-digit products and quotients (products from memory by end of Grade 3)  
3.NBT.2: Add and subtract within 1,000

## Summary of Units in Grade 3

### Unit 1: Place Value with Addition and Subtraction - 5 weeks

In Unit 1, students will increase their sophistication with computation strategies for addition and subtraction that will be finalized by the end of the year. This unit introduces the concept of rounding, which provides students with another strategy to judge the reasonableness of their answers in addition and subtraction situations.

### Unit 2: Exploring Multiplication and Division - 4 weeks

Unit 2 builds upon the multiplication foundation started in Grade 2. First students concentrate on the meaning of multiplication and division and begin developing fluency for learning products. Students begin developing these concepts by working with numbers with which they are more familiar such as 2's, 5's and 10's in addition to numbers that are easily skip counted, such as 3's and 4's. Since multiplication is a critical area for Grade 3, students will build on these concepts throughout this year working towards fluency by the end of the year.

### Unit 3: Multiplication and Area of Plane Figures - 4 weeks

By Unit 3, students are ready to investigate area and the formula for the area of a rectangle. They measure the area of a shape by finding the total number of same-size units of area required to cover the shape without gaps or overlaps. When that shape is a rectangle with whole number side lengths, it is easy to partition the rectangle into squares with equal areas. The students reason with shapes and their attributes, including area.

### Unit 4: Developing Multiplication and Division Strategies - 8 weeks

The focus of Unit 4 is the connection between multiplication and division. Students learn the remaining multiplication and division facts as they continue to develop their understanding of multiplication and division strategies within 100 and use those strategies to solve two-step word problems.

### Unit 5: Understanding Fractions as Numbers - 3 weeks

In Unit 5, the goal is for students to transition from thinking of fractions as area or parts of a figure to points on a number line. Students learn to understand that every fraction is a combination of unit fractions. Students develop a conceptual understanding of equivalent fractions using a multiple of visual models. They build on their work with fractions to reason about fraction size and structure to compare quantities. Students defend their reasoning and critique the reasoning of others using both visual models and their understanding of the structure of fractions.

### Unit 6: Measurement: Time, Metric Weight and Capacity - 2 weeks

In Unit 6, students focus on measurement of time, metric weight and capacity.

### Unit 7: Geometry and Measurement - 2 weeks

In Unit 7, the students reason with shapes and their attributes, including perimeter and area. The standards in this unit strongly support one another because perimeter, like area, is an attribute of a shape.

### Unit 8: Collecting and Displaying Data - 2 weeks

In Unit 8, students build on concepts about data, graphing, and line plots. They focus on generating and analyzing categorical and measurement data. By the end of the unit, students are working with a mixture of scaled picture graphs, bar graphs, and line plots to problem solve using both categorical and measurement data.

**Unit 1: Place Value with Addition and Subtraction – 5 Weeks**

**3.OA.8** Solve two-step word problems using the four operations. Represent these problems using equations with a letter standing for the unknown quantity. Assess the reasonableness of answers using mental computation and estimation strategies including rounding.  
*\*Focus on addition and subtraction. Multiplication and division will be taught in Unit 4.*

**RIT Band Skills**

- > Solves multi-step addition and subtraction word problems, whole numbers within 100 (RIT 171-210)
- > Estimates solutions to multi-step word problems involving the four operations with whole numbers (RIT 171-230)
- > Represents multi-step word problems with expressions or equations, whole numbers (RIT 181-230)
- > Solves multi-step word problems involving the four operations with whole numbers (RIT 181-230)
- > Estimate solutions to one-step word problems involving the four operations with whole numbers (RIT 191-220)

**3.NBT.1** Use place value understanding to round whole numbers to the nearest 10 or 100.

**RIT Band Skills**

- > Rounds whole numbers within 100 (RIT 171 - 210)
- > Rounds whole numbers within 1,000 (RIT 181-210)

**3.NBT.2** Fluently add and subtract within 1,000 using strategies and algorithms based on place value, properties of operations, and/or the relationship between addition and subtraction.

**RIT Band Skills**

- > Subtracts whole numbers within 1,000, no regrouping (171 - 190)
- > Subtracts whole numbers within 1,000, with regrouping (RIT 181-200)
- > Understands the inverse relationship between addition & subtraction (RIT 171-230)
- > Adds three or more whole numbers with sums greater than 100 (RIT 181-220)
- > Composes or decomposes whole numbers to create equivalent expressions (RIT 171-200)
- > Adds whole numbers with sums within 1,000, no regrouping (RIT 171-180)
- > Adds whole numbers with sums within 1,000, with regrouping (RIT 1710-190)

**Unit 2: Exploring Multiplication and Division – 4 Weeks**

**3.OA.1**

Interpret products of whole numbers, e.g., interpret  $5 \times 7$  as the total number of objects in 5 groups of 7 objects each. For example, describe a context in which a total number of objects can be expressed as  $5 \times 7$ .

**RIT Band Skills**

- > Represents multiplication using models (RIT 171-190)
- > Represents multiplication as repeated addition (RIT 181-210)
- > Understands multiplication as many groups of equal size (RIT 191-220)

**3.OA.2**

Interpret whole-number quotients of whole numbers, e.g., interpret  $56 \div 8$  as the number of objects in each share when 56 objects are partitioned equally into 8 shares, or as a number of shares when 56 objects are partitioned into equal shares of 8 objects each. For example, describe a context in which a number of shares or a number of groups can be expressed as  $56 \div 8$ .

**RIT Band Skills**

- > Understands division as equal sharing (RIT 201-230)

**3.OA.4**

Determine the unknown whole number in a multiplication or division equation relating three whole numbers. For example, determine the unknown number that makes the equation true in each of the equations " $8 \times ? = 48$ ", " $5 = ? \div 3$ ", " $6 \times 6 = ?$ ".

**RIT Band Skills**

- > Determines unknown factors in multiplication equations with whole numbers and products within 100 (RIT 171-210)
- > Determines unknown divisors in division equations with whole numbers and dividends within 100 (RIT 191-210)
- > Determines unknown factors in multiplication equations with whole numbers & products greater than 100 (RIT 201-220)

**3.OA.6**

Understand division as an unknown-factor problem. For example, find  $32 \div 8$  by finding the number that makes 32 when multiplied by 8.

**RIT Band Skills**

- > Represents division equations with whole numbers as part-unknown multiplication equations (RIT 181-210)
- > Understands the inverse relationship between multiplication and division (RIT 191-210)

### Unit 3: Multiplication and Plane Figures – 4 Weeks

**3.MD.5**

Recognize area as an attribute of plane figures and understand concepts of area measurement.

- a) A square with side length 1 unit, called “a unit square,” is said to have “one square unit” of area, and can be used to measure area.
- b) A plane figure which can be covered without gaps or overlaps by  $n$  unit squares is said to have an area of  $n$  square units.

**RIT Band Skills**

- > Estimates areas of figures using square units (RIT 191-210)
- > Understands the concept of area (RIT 201-220)

**3.MD.6**

Measure areas by counting unit squares (square cm, square m, square in, square ft, and improvised units).

**RIT Band Skills**

- > Determines areas of figures composed of whole unit squares (RIT 171-200)
- > Determines areas of figures composed on whole and partial unit square (RIT 201-220)

**3.MD.7**

Relate area to the operations of multiplication and addition.

- a) Find the area of a rectangle with whole-number side lengths by tiling it, and show that the area is the same as would be found by multiplying the side lengths.
- b) Multiply side lengths to find areas of rectangles with whole number side lengths in the context of solving real world and mathematical problems, and represent whole-number products as rectangular areas in mathematical reasoning.
- c) Use tiling to show in a concrete case that the area of a rectangle with whole-number side lengths  $a$  and  $b + c$  is the sum of  $a \times b$  and  $a \times c$ . Use area models to represent the distributive property in mathematical reasoning.
- d) Recognize area as additive. Find areas of rectilinear figures by decomposing them into non-overlapping rectangles and adding the areas of the non-overlapping parts, applying this technique to solve real world problems.

**RIT Band Skills**

- > Determines areas of rectangles with whole number sides, given the formula (RIT 191-220)
- > Solves real-world and mathematical problems involving areas of rectangle (RIT 201-230)
- > Determines areas of rectangles with whole-number sides (RIT 201-230)



### Unit 4: Developing Multiplication and Division Strategies – 8 Weeks

**3.OA.3** Use multiplication and division within 100 to solve word problems in situations involving equal groups, arrays, and measurement quantities, e.g., by using drawings and equations with a symbol for the unknown number to represent the problem.

#### RIT Band Skills

- > Represents one-step equal-groups multiplication and division word problems with models, whole numbers (RIT 171-190)
- > Solves one-step equal-groups division word problems, whole numbers within 100 (RIT 171-220)
- > Solves one-step equal-groups multiplication word problems, whole numbers with products within 100 (RIT 171-200)
- > Represents one-step equal-groups multiplication word problems as expressions or equations, whole numbers (RIT 181-220)
- > Represents one-step equal-groups division word problems as expressions or equations, whole numbers (RIT 200-210)

**3.OA.5** Apply properties of operations as strategies to multiply and divide. (Students need not use formal terms for these properties.) Examples: If  $6 \times 4 = 24$  is known, then  $4 \times 6 = 24$  is also known. (Commutative property of multiplication.)  $3 \times 5 \times 2$  can be found by  $3 \times 5 = 15$ , then  $15 \times 2 = 30$ , or by  $5 \times 2 = 10$ , then  $3 \times 10 = 30$ . (Associative property of multiplication.) Knowing that  $8 \times 5 = 40$  and  $8 \times 2 = 16$ , one can find  $8 \times 7$  as  $8 \times (5 + 2) = (8 \times 5) + (8 \times 2) = 40 + 16 = 56$ . (Distributive property.)

#### RIT Band Skills

- > Applies the commutative property of multiplication to whole numbers (RIT 171-180)
- > Applies the associative property of multiplication to whole numbers (RIT 191-210)
- > Applies the distributive property of multiplication to whole numbers (RIT 201-230)

**3.OA.7** Fluently multiply and divide within 100, using strategies such as the relationship between multiplication and division (e.g., knowing that  $8 \times 5 = 40$ , one knows  $40 \div 5 = 8$ ) or properties of operations. By the end of Grade 3, know from memory all products of two one-digit numbers.

#### RIT Band Skills

- > Multiplies basic facts (RIT 171-200)
- > Divides basic facts (RIT 181-210)

**3.OA.8** Solve two-step word problems using the four operations. Represent these problems using equations with a letter standing for the unknown quantity. Assess the reasonableness of answers using mental computation and estimation strategies including rounding.

#### RIT Band Skills

- > Solves multi-step addition and subtraction word problems, whole numbers within 100 (RIT 171-210)
- > Estimates solutions to multi-step word problems involving the four operations with whole numbers (RIT 171-230)
- > Represents multi-step word problems with expressions or equations, whole numbers (RIT 181-230)
- > Solves multi-step word problems involving the four operations with whole numbers (RIT 181-230)
- > Estimate solutions to one-step word problems involving the four operations with whole numbers (RIT 191-220)

**3.OA.9** Identify arithmetic patterns (including patterns in the addition table or multiplication table), and explain them using properties of operations. For example, observe that 4 times a number is always even, and explain why 4 times a number can be decomposed into two equal addends.

#### RIT Band Skills

- > Recognizes skip-counting patterns in 100s chart (RIT 191-220)

**3.NBT.3** Multiply one-digit whole numbers by multiples of 10 in the range 10–90 (e.g.,  $9 \times 80$ ,  $5 \times 60$ ) using strategies based on place value and properties of operations.

#### RIT Band Skills

- > Multiplies multiples of 10 by one-digit whole numbers (RIT 171-190)

**Unit 5: Understanding Fractions as Numbers – 3 Weeks****3.NF.1**

Understand a fraction  $1/b$  as the quantity formed by 1 part when a whole is partitioned into  $b$  equal parts; understand a fraction  $a/b$  as the quantity formed by  $a$  parts of size  $1/b$ .

**RIT Band Skills**

- > Models non-unit fractions using area models (RIT 171-210)
- > Models unit fractions using area models (RIT 171-200)

**3.NF.2**

Understand a fraction as a number on the number line; represent fractions on a number line diagram.

- Represent a fraction  $1/b$  on a number line diagram by defining the interval from 0 to 1 as the whole and partitioning it into  $b$  equal parts. Recognize that each part has size  $1/b$  and that the endpoint of the part based at 0 locates the number  $1/b$  on the number line.
- Represent a fraction  $a/b$  on a number line diagram by marking off  $a$  lengths  $1/b$  from 0. Recognize that the resulting interval has size  $a/b$  and that its endpoint locates the number  $a/b$  on the number line.

**RIT Band Skills**

- > Locates unit fractions on a number line (RIT 191-220)
- > Locates non-unit fractions on a number line (RIT 211-230)

**3.NF.3**

Explain equivalence of fractions in special cases, and compare fractions by reasoning about their size.

- Understand two fractions as equivalent (equal) if they are the same size, or the same point on a number line.
- Recognize and generate simple equivalent fractions, e.g.,  $1/2 = 2/4$ ,  $4/6 = 2/3$ . Explain why the fractions are equivalent, e.g., by using a visual fraction model.
- Express whole numbers as fractions, and recognize fractions that are equivalent to whole numbers. Examples: Express 3 in the form  $3 = 3/1$ ; recognize that  $6/1 = 6$ ; locate  $4/4$  and 1 at the same point of a number line diagram.
- Compare two fractions with the same numerator or the same denominator by reasoning about their size. Recognize that comparisons are valid only when the two fractions refer to the same whole. Record the results of comparisons with the symbols  $>$ ,  $=$ , or  $<$ , and justify the conclusions, e.g., by using a visual fraction model.

**RIT Band Skills**

- > Orders fraction models with unlike numerators and/or denominators (RIT 171-180)
- > Identifies equivalent fraction models (RIT 171-220)
- > Identifies fractions equivalent to whole numbers using area or set models (RIT 171-190)
- > Identifies fractions equivalent to whole numbers (RIT 201-230)
- > Compares fraction models with like numerators or denominators using words (RIT 181-230)
- > Compares fraction models with like numerators or denominators using symbols (RIT 201-230)
- > Compares unit fractions using words (RIT 191-210)
- > Compares fractions with like numerators or denominators using symbols (RIT 211-230)
- > Writes equivalent fractions (RIT 191-230)
- > Writes equivalent fractions for given area or set models (RIT 191-230)
- > Writes fractions in simplest form (RIT 201-230)

**3.G.2**

Partition shapes into parts with equal areas. Express the area of each part as a unit fraction of the whole. For example, partition a shape into 4 parts with equal area, and describe the area of each part as  $1/4$  of the area of the shape.

**RIT Band Skills**

- > Identifies shapes that are divided into equal parts (RIT 171-190)
- > Identifies shapes that are divided into halves (RIT 171-180)
- > Identifies shapes that are divided into quarters (RIT 191-210)

**Unit 6: Measurement: Time, Metric Weight and Capacity – 2 Weeks**

**3.MD.1** Tell and write time to the nearest minute and measure time intervals in minutes. Solve word problems involving addition and subtraction of time intervals in minutes, e.g., by representing the problem on a number line diagram.

**RIT Band Skills**

- > Reads analog clocks to the nearest minute (RIT 171-210)
- > Solves elapsed-time word problems across either minutes or hours (RIT 171-230)
- > Solves elapsed-time word problems across both minutes and hours (RIT 191-230)
- > Understands time interval concepts: quarter to, half past, etc. (RIT 171-210)
- > Determine elapsed time across either minutes or hours using clocks (RIT 181-210)
- > Determines elapsed time across both minutes and hours using clocks (RIT 191-220)

**3.MD.2** Measure and estimate liquid volumes and masses of objects using standard units of grams (g), kilograms (kg), and liters (l). (Excludes compound units such as cm<sup>3</sup> and finding the geometric volume of a container.) Add, subtract, multiply, or divide to solve one-step word problems involving masses or volumes that are given in the same units, e.g., by using drawings (such as a beaker with a measurement scale) to represent the problem. [Excludes multiplicative comparison problems (problems involving notions of “times as much”)]

**RIT Band Skills**

- > Measures the mass of objects in metric units (RIT 181-190)
- > Measure the capacity of objects in metric units (RIT 211-210)
- > Solves one-step capacity word problems involving whole number multiplication or division (RIT 181-220)
- > Solves one-step weight/mass word problems involving whole number multiplication and division (RIT 191-200)
- > Solves one-step weight/mass word problems involving whole number addition and subtraction (RIT 201-210)
- > Estimates the mass of objects in metric units (RIT 201-220)

**Unit 7: Geometry and Measurement – 2 Weeks**

<b>3.MD.8</b>	Solve real world and mathematical problems involving perimeters of polygons, including finding the perimeter given the side lengths, finding an unknown side length, and exhibiting rectangles with the same perimeter and different areas or with the same area and different perimeters.
---------------	--

**RIT Band Skills**

- > Determines perimeters of basic polygons with all sides labeled (RIT 171-200)
- > Determines perimeters of basic polygons in which not all sides are labeled (RIT 191-230)
- > Determines side lengths given the perimeter of rectangles (RIT 201-230)
- > Solves real-world and mathematical problems involving perimeters of rectangles (RIT 191-230)
- > Counts to find the perimeters of complex figures (RIT 211-220)
- > Determines perimeters of complex figures in which not all sides are labeled (RIT 220-230)

<b>3.G.1</b>	Understand that shapes in different categories (e.g., rhombuses, rectangles, and others) may share attributes (e.g., having four sides), and that the shared attributes can define a larger category (e.g., quadrilaterals). Recognize rhombuses, rectangles, and squares as examples of quadrilaterals, and draw examples of quadrilaterals that do not belong to any of these subcategories.
--------------	--

**RIT Band Skills**

- > Understand the relationships among categories of shapes (RIT 201-230)

### Unit 8: Collecting and Displaying Data – 2 Weeks

<b>3.MD.3</b>	Draw a scaled picture graph and a scaled bar graph to represent a data set with several categories. Solve one- and two-step “how many more” and “how many less” problems using information presented in scaled bar graphs. For example, draw a bar graph in which each square in the bar graph might represent 5 pets.
---------------	--



#### RIT Band Skills

- > Reads bar graphs with multi-unit scales to determine how many in a category (RIT 171-200)
- > Reads pictographs with multi-unit scales to determine how many in a category (RIT 181-210)
- > Represents data in bar graphs with multi-unit scales (RIT 171-210)
- > Represents data in pictographs with multi-unit scales (RIT 191-210)
- > Represents data in picture graphs with multi-unit scales (RIT 191-210)
- > Compares categories in bar graphs with multi-unit scales (RIT 171-200)
- > Compares categories in pictographs with multi-unit scales (RIT 171-180)
- > Adds and subtracts to answer questions about bar graphs with multi-unit scales (RIT 181-220)
- > Adds and subtracts to answer questions about pictographs with multi-unit scales (RIT 191-220)

<b>3.MD.4</b>	Generate measurement data by measuring lengths using rulers marked with halves and fourths of an inch. Show the data by making a line plot, where the horizontal scale is marked off in appropriate units— whole numbers, halves, or quarters.
---------------	--

#### RIT Band Skills

- > Represents data in line or dot plots (RIT 191-220)

Grade 4 – Number & Operations - Fractions – Standard 7		
 <p><b>COMMON CORE</b> STATE STANDARDS INITIATIVE PREPARING AMERICA'S STUDENTS FOR COLLEGE &amp; CAREER</p> <p><b>DOMAIN:</b> Numbers and Operations – Fractions (NF) <i>Note: Grade 4 expectations in this domain are limited to fractions with denominators 2, 3, 4, 5, 6, 8, 10, 12, and 100.</i></p> <p><b>CLUSTER:</b> Understand decimal notation for fractions, and compare decimal fractions.</p> <p><b><u>CCSS.MATH.CONTENT.4.NF.C.7</u></b> Compare two decimals to hundredths by reasoning about their size. Recognize that comparisons are valid only when the two decimals refer to the same whole. Record the results of comparisons with the symbols <math>&gt;</math>, <math>=</math>, or <math>&lt;</math>, and justify the conclusions, e.g., by using the number line or another visual model.</p>	 <p><b>Singapore</b> <b>MATH</b></p> <p><u>4.NF.7 lessons can be found in:</u></p> <ul style="list-style-type: none"> <li>➤ Unit 6: Decimals</li> </ul> <p><u>Manipulatives/ Tools</u></p> <ul style="list-style-type: none"> <li>➤ Base ten blocks</li> <li>➤ Cuisenaire Rods, Snap Cubes</li> <li>➤ Fraction bars or circles</li> <li>➤ Construction Paper Strips</li> <li>➤ Money (dimes, pennies)</li> <li>➤ Hundreds chart and grid</li> <li>➤ Number lines</li> </ul>	<p><u>Math Practices Emphasized</u></p> <p>MP.2. Reason abstractly and quantitatively. MP.4. Model with mathematics. MP.5. Use appropriate tools strategically. MP.7. Look for and make use of structure.</p> <p><u>Vocabulary</u></p> <ul style="list-style-type: none"> <li>✓ Equivalent</li> <li>✓ Numerator, denominator</li> <li>✓ Decimal</li> <li>✓ Decimal point</li> <li>✓ Tenth, hundredth</li> <li>✓ Greater than, less than, equal to</li> <li>✓ <math>&gt;</math>, <math>&lt;</math>, <math>=</math></li> </ul>

## Numeracy Planning Guide for Grade 4 (4.NF.7)



### Essential Questions to develop 4.NF.7

- How does your knowledge of fractions and/or place value help you compare decimals? Use the comparison of .6 and .36 in your response.
- Write four decimals that are in between .3 and .67?
- What decimal could be less than .7 but have a 9 in it?
- How can you arrange the digits 5,3,0 to create the smallest/largest decimal possible? How can you arrange these digits to create a decimal between .5 and .9?
- Eddie has a collection of dimes and pennies and Jennifer has 64 pennies. Eddie is arguing that he has more money even though he has less coins. What coins could Eddie have that would make Eddie correct? What coins could he have that would make Eddie incorrect?
- How do you know that  $0.04 < 0.40$ ?
- When could .6 be smaller than .3? (e.g. .6 of a meter vs. .3 of a kilometer)
- What digits could be placed in the blank to make the number sentence true?  $0.43 > 0.\_\_9$

### Curriculum Notes for 4.NF.7

Students build area and other models to compare decimals. Through these experiences and their work with fraction models, they build the understanding that comparisons between decimals or fractions are only valid when the whole is the same for both cases. Each of the models below shows  $\frac{3}{10}$  but the whole on the right is much bigger than the whole on the left. They are both  $\frac{3}{10}$  but the model on the right is a much larger quantity than the model on the left.

## Numeracy Planning Guide for Grade 4 (4.NF.7)



When the wholes are the same, the decimals or fractions can be compared.

Example:

Draw a model to show that  $0.3 < 0.5$ .

(Students would sketch two models of approximately the same size to show the area that represents three-tenths is smaller than the area that represents five-tenths.)



When comparing decimals, students should use models (such as hundredths grids) and number lines. When locating decimals on a number line the smaller numbers are farther to the left and the greater number is farther to the right. Often students are able to better understand comparing decimals if the problem is in context such as comparing scores or records of athletes. Students need to understand that some decimals are equivalent. Sharing examples with models to show that  $.4 = .40$  will help students see the equivalency. Decimal numbers are rational numbers and so we can use them to indicate quantities that are less than one or between any two whole numbers. In between any two decimal numbers there is always another decimal number.



## Numeracy Planning Guide for Grade 4 (4.NF.7)

### Performance Tasks for 4.NF.7

#### Illustrative Mathematics:

Using Place Value

<https://www.illustrativemathematics.org/illustrations/182>

#### Univeristy of North Carolina:

Everyday, Ordinary Olympics

<http://www.learnnc.org/lp/pages/4013>

Students will use a stopwatch to time themselves performing in various events, record data, and then compare and order decimals to determine bronze, silver and gold medal winners.

[Trash Can Basketball](#) (pg 68)

### Additional Instructional Resources for 4.NF.7

#### Core Lesson

Our denominator is 100 because there are 100 pennies in 1 dollar.

Tenths  
(dimes)

Hundredths  
(pennies)

\$ 0 . 4 6

#### Learnzillion Video Resource:

Compare two decimals to hundredths

$$\$0.40 \left( \frac{40}{100} \right) + \$0.06 \left( \frac{6}{100} \right) = \$0.46 \left( \frac{46}{100} \right)$$



LEARN ZILLION

<https://learnzillion.com/lessonsets/672-compare-two-decimals-to-hundredths>

### STEM Connection Resources for 4.NF.7

#### Online Activities:

- **Virtual Manipulatives**  
[http://www.glencoe.com/sites/common\\_assets/mathematics/ebook\\_assets/vmf/VMF-Interface.html](http://www.glencoe.com/sites/common_assets/mathematics/ebook_assets/vmf/VMF-Interface.html)
- **Ordering Decimals to the Hundredths**  
<http://mnrussbaum.com/decorder1/>
- **Decention** - create teams of 3 - one fraction, one decimal, and one percent.  
<http://www.mathplayground.com/Decention/Decention.html>
- **Testing Room - Decimals**  
<http://www.bbc.co.uk/bitesize/ks2/maths/number/decimals/play/popup.shtml>
- **Equivalent Fractions** - Create equivalent fractions by dividing and shading squares or circles, and match each fraction to its location on the number line.  
<http://illuminations.nctm.org/Activity.aspx?id=3510>

Date

Class

Grade Level & Unit

Common Core State Standard

Daily Sub-Objective (Piece of CCSS) - (if applicable)

Daily Knowledge, Skills and/or Understandings

Essential Question(s) for the Day

Anticipated Misunderstandings

Differentiation Notes

Materials Needed



## Rocketship Math Lesson Plan Skeleton

Activator	Key Points and/or Prompting Questions	Pacing Notes

Activity	Key Points and/or Prompting Questions	Pacing Notes

Processing	Key Points and/or Prompting Questions	Pacing Notes

Assessment	Pacing Notes

<b>Application</b>	<b>Key Points and/or Prompting Questions</b>	<b>Pacing Notes</b>

# INTRODUCTION TO SINGAPORE MATH

Welcome to Singapore Math! The math curriculum in Singapore has been recognized worldwide for its excellence in producing students highly skilled in mathematics. Students in Singapore have ranked at the top in the world in mathematics on the *Trends in International Mathematics and Science Study (TIMSS)* in 1993, 1995, 2003, and 2008. Because of this, Singapore Math has gained in interest and popularity in the United States.

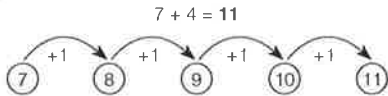
Singapore Math curriculum aims to help students develop the necessary math concepts and process skills for everyday life and to provide students with the ability to formulate, apply, and solve problems. Mathematics in the Singapore Primary (Elementary) Curriculum cover fewer topics but in greater depth. Key math concepts are introduced and built-on to reinforce various mathematical ideas and thinking. Students in Singapore are typically one grade level ahead of students in the United States.

The following pages provide examples of the various math problem types and skill sets taught in Singapore.

At an elementary level, some simple mathematical skills can help students understand mathematical principles. These skills are the counting-on, counting-back, and crossing-out methods. Note that these methods are most useful when the numbers are small.

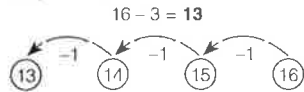
### 1. The Counting-On Method

Used for addition of two numbers. Count on in 1s with the help of a picture or number line.



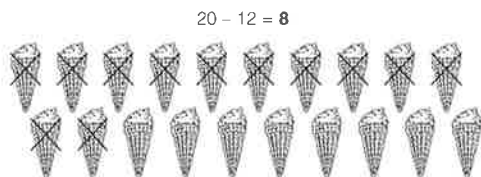
### 2. The Counting-Back Method

Used for subtraction of two numbers. Count back in 1s with the help of a picture or number line.

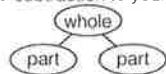


### 3. The Crossing-Out Method

Used for subtraction of two numbers. Cross out the number of items to be taken away. Count the remaining ones to find the answer.



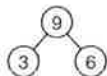
A **number bond** shows the relationship in a simple addition or subtraction problem. The number bond is based on the concept "part-part-whole." This concept is useful in teaching simple addition and subtraction to young children.



To find a whole, students must add the two parts.  
To find a part, students must subtract the other part from the whole.

The different types of number bonds are illustrated below.

#### 1. Number Bond (single digits)

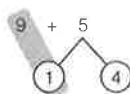


$$3 \text{ (part)} + 6 \text{ (part)} = 9 \text{ (whole)}$$

$$9 \text{ (whole)} - 3 \text{ (part)} = 6 \text{ (part)}$$

$$9 \text{ (whole)} - 6 \text{ (part)} = 3 \text{ (part)}$$

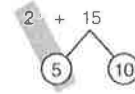
#### 2. Addition Number Bond (single digits)



$$\begin{aligned} &= 9 + 1 + 4 \\ &= 10 + 4 \\ &= 14 \end{aligned}$$

Make a ten first.

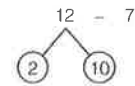
### 3. Addition Number Bond (double and single digits)



$$\begin{aligned} &= 2 + 5 + 10 \\ &= 7 + 10 \\ &= 17 \end{aligned}$$

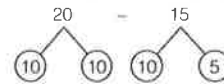
Regroup 15 into 5 and 10.

### 4. Subtraction Number Bond (double and single digits)



$$\begin{aligned} 12 - 7 &= 5 \\ 10 - 7 &= 3 \\ 3 + 2 &= 5 \end{aligned}$$

### 5. Subtraction Number Bond (double digits)



$$\begin{aligned} 20 - 15 &= 5 \\ 10 - 10 &= 0 \\ 10 - 5 &= 5 \end{aligned}$$

Students should understand that multiplication is repeated addition and that division is the grouping of all items into equal sets.

#### 1. Repeated Addition (Multiplication)

Mackenzie eats 2 rolls a day. How many rolls does she eat in 5 days?

$$\begin{aligned} 2 + 2 + 2 + 2 + 2 &= 10 \\ 5 \times 2 &= 10 \end{aligned}$$

She eats **10** rolls in 5 days.

#### 2. The Grouping Method (Division)

Mrs. Lee makes 14 sandwiches. She gives all the sandwiches equally to 7 friends. How many sandwiches does each friend receive?



$$14 \div 7 = 2$$

Each friend receives **2** sandwiches.

One of the basic but essential math skills students should acquire is to perform the 4 operations of whole numbers and fractions. Each of these methods is illustrated below.

#### 1. The Adding-Without-Regrouping Method

H T O	
3 2 1	O: Ones
+ 5 6 8	T: Tens
8 8 9	H: Hundreds

Since no regrouping is required, add the digits in each place value accordingly.

#### 2. The Adding-by-Regrouping Method

H T O	
14 9 2	O: Ones
+ 1 5 3	T: Tens
6 4 5	H: Hundreds

In this example, regroup 14 tens into 1 hundred 4 tens.

### 3. The Adding-by-Regrouping-Twice Method

	H	T	O	
	1	2	8	6
	+	3	6	5
	6	5	1	

O: Ones  
T: Tens  
H: Hundreds

Regroup twice in this example. First, regroup 11 ones into 1 ten 1 one. Second, regroup 15 tens into 1 hundred 5 tens.

### 4. The Subtracting-Without-Regrouping Method

	H	T	O	
	7	3	9	
	-	3	2	5
	4	1	4	

O: Ones  
T: Tens  
H: Hundreds

Since no regrouping is required, subtract the digits in each place value accordingly.

### 5. The Subtracting-by-Regrouping Method

	H	T	O	
	5	7	8	11
	-	2	4	7
	3	3	4	

O: Ones  
T: Tens  
H: Hundreds

In this example, students cannot subtract 7 ones from 1 one. So, regroup the tens and ones. Regroup 8 tens 1 one into 7 tens 11 ones.

### 6. The Subtracting-by-Regrouping-Twice Method

	H	T	O	
	7	8	9	10
	-	5	9	3
	2	0	7	

O: Ones  
T: Tens  
H: Hundreds

In this example, students cannot subtract 3 ones from 0 ones and 9 tens from 0 tens. So, regroup the hundreds, tens, and ones. Regroup 8 hundreds into 7 hundreds 9 tens 10 ones.

### 7. The Multiplying-Without-Regrouping Method

	T	O	
	2	4	
	×	2	
	4	8	

O: Ones  
T: Tens

Since no regrouping is required, multiply the digit in each place value by the multiplier accordingly.

### 8. The Multiplying-With-Regrouping Method

	H	T	O		
	1	3	2	4	9
	×				3
	1	0	4	7	

O: Ones  
T: Tens  
H: Hundreds

In this example, regroup 27 ones into 2 tens 7 ones, and 14 tens into 1 hundred 4 tens.

### 9. The Dividing-Without-Regrouping Method

$$\begin{array}{r} 241 \\ 2 \overline{) 482} \\ \underline{-4} \phantom{0} \\ 8 \phantom{0} \\ \underline{-8} \phantom{0} \\ 2 \\ \underline{-2} \\ 0 \end{array}$$

Since no regrouping is required, divide the digit in each place value by the divisor accordingly.

### 10. The Dividing-With-Regrouping Method

$$\begin{array}{r} 166 \\ 5 \overline{) 830} \\ \underline{-5} \phantom{0} \\ 33 \\ \underline{-3} \phantom{0} \\ 30 \\ \underline{-3} \phantom{0} \\ 0 \end{array}$$

In this example, regroup 3 hundreds into 30 tens and add 3 tens to make 33 tens. Regroup 3 tens into 30 ones.

### 11. The Addition-of-Fractions Method

$$\frac{1}{6} \times 2 + \frac{1}{4} \times 3 = \frac{2}{12} + \frac{3}{12} = \frac{5}{12}$$

Always remember to make the denominators common before adding the fractions.

### 12. The Subtraction-of-Fractions Method

$$\frac{1}{2} \times 5 - \frac{1}{5} \times 2 = \frac{5}{10} - \frac{2}{10} = \frac{3}{10}$$

Always remembers to make the denominators common before subtracting the fractions.

### 13. The Multiplication-of-Fractions Method

$$\frac{1}{5} \times \frac{1}{3} = \frac{1}{15}$$

When the numerator and the denominator have a common multiple, reduce them to their lowest fractions.

### 14. The Division-of-Fractions Method

$$\frac{7}{9} \div \frac{1}{6} = \frac{7}{9} \times \frac{6}{1} = \frac{14}{3} = 4 \frac{2}{3}$$

When dividing fractions, first change the division sign ( $\div$ ) to the multiplication sign ( $\times$ ). Then, switch the numerator and denominator of the fraction on the right hand side. Multiply the fractions in the usual way.

**Model drawing** is an effective strategy used to solve math word problems. It is a visual representation of the information in word problems using bar units. By drawing the models, students will know of the variables given in the problem, the variables to find, and even the methods used to solve the problem.

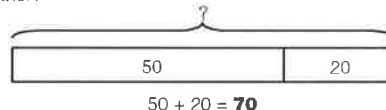
Drawing models is also a versatile strategy. It can be applied to simple word problems involving addition, subtraction, multiplication, and division. It can also be applied to word problems related to fractions, decimals, percentage, and ratio.

The use of models also trains students to think in an algebraic manner, which uses symbols for representation.

The different types of bar models used to solve word problems are illustrated below.

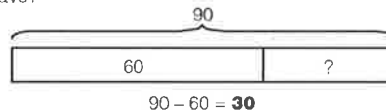
#### 1. The model that involves addition

Melissa has 50 blue beads and 20 red beads. How many beads does she have altogether?



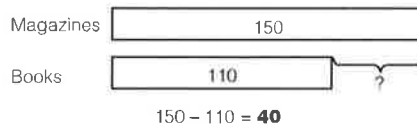
#### 2. The model that involves subtraction

Ben and Andy have 90 toy cars. Andy has 60 toy cars. How many toy cars does Ben have?



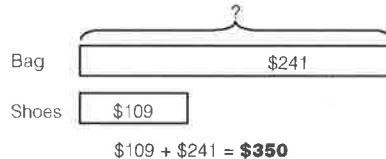
#### 3. The model that involves comparison

Mr. Simons has 150 magazines and 110 books in his study. How many more magazines than books does he have?



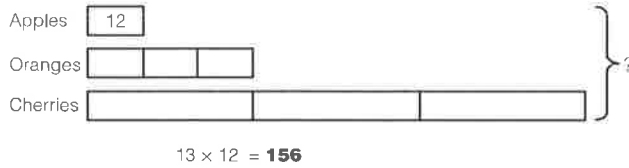
#### 4. The model that involves two items with a difference

A pair of shoes costs \$109. A leather bag costs \$241 more than the pair of shoes. How much is the leather bag?



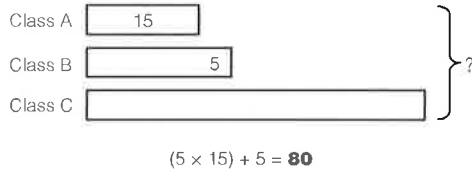
**5. The model that involves multiples**

Mrs. Drew buys 12 apples. She buys 3 times as many oranges as apples. She also buys 3 times as many cherries as oranges. How many pieces of fruit does she buy altogether?



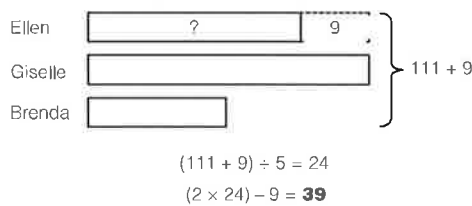
**6. The model that involves multiples and difference**

There are 15 students in Class A. There are 5 more students in Class B than in Class A. There are 3 times as many students in Class C than in Class A. How many students are there altogether in the three classes?



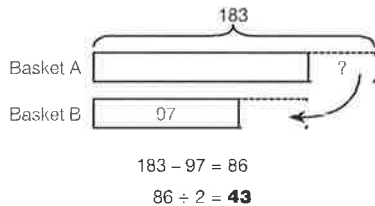
**7. The model that involves creating a whole**

Ellen, Giselle, and Brenda bake 111 muffins. Giselle bakes twice as many muffins as Brenda. Ellen bakes 9 fewer muffins than Giselle. How many muffins does Ellen bake?



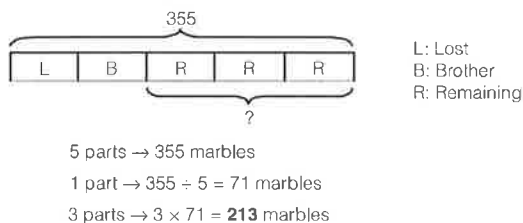
**8. The model that involves sharing**

There are 183 tennis balls in Basket A and 97 tennis balls in Basket B. How many tennis balls must be transferred from Basket A to Basket B so that both baskets contain the same number of tennis balls?



**9. The model that involves fractions**

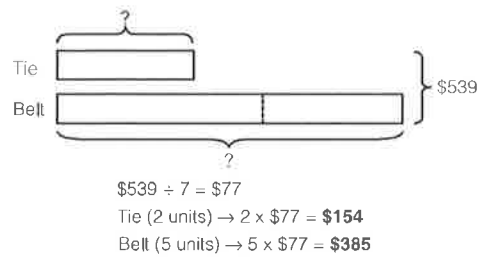
George had 355 marbles. He lost  $\frac{1}{5}$  of the marbles and gave  $\frac{1}{4}$  of the remaining marbles to his brother. How many marbles did he have left?



**10. The model that involves ratio**

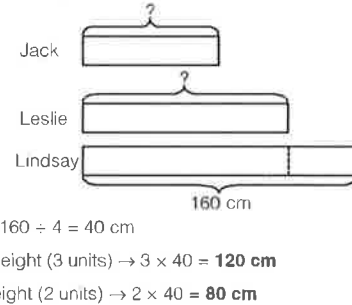
Aaron buys a tie and a belt. The prices of the tie and belt are in the ratio 2 : 5. If both items cost \$539,

- (a) what is the price of the tie?
- (b) what is the price of the belt?



**11. The model that involves comparison of fractions**

Jack's height is  $\frac{2}{3}$  of Leslie's height. Leslie's height is  $\frac{3}{4}$  of Lindsay's height. If Lindsay is 160 cm tall, find Jack's height and Leslie's height.



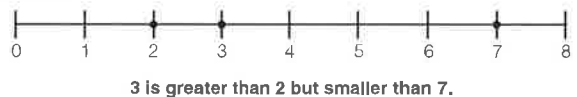
Thinking skills and strategies are important in mathematical problem solving. These skills are applied when students think through the math problems to solve them. Below are some commonly used thinking skills and strategies applied in mathematical problem solving.

**1. Comparing**

*Comparing* is a form of thinking skill that students can apply to identify similarities and differences.

When comparing numbers, look carefully at each digit before deciding if a number is greater or less than the other. Students might also use a number line for comparison when there are more numbers.

Example:



**2. Sequencing**

A sequence shows the order of a series of numbers. *Sequencing* is a form of thinking skill that requires students to place numbers in a particular order. There are many terms in a sequence. The terms refer to the numbers in a sequence.

To place numbers in a correct order, students must first find a rule that generates the sequence. In a simple math sequence, students can either add or subtract to find the unknown terms in the sequence.

Example: Find the 7th term in the sequence below.

1,	4,	7,	10,	13,	16,	?
1st	2nd	3rd	4th	5th	6th	7th
term	term	term	term	term	term	term

Step 1: This sequence is in an increasing order.

Step 2:  $4 - 1 = 3$        $7 - 4 = 3$   
The difference between two consecutive terms is 3.

Step 3:  $16 + 3 = 19$   
The 7th term is 19.

**3. Visualization**

*Visualization* is a problem solving strategy that can help students visualize a problem through the use of physical objects. Students will play a more active role in solving the problem by manipulating these objects.

The main advantage of using this strategy is the mobility of information in the process of solving the problem. When students make a wrong step in the process, they can retrace the step without erasing or canceling it.

The other advantage is that this strategy helps develop a better understanding of the problem or solution through visual objects or images. In this way, students will be better able to remember how to solve these types of problems.



Some of the commonly used objects for this strategy are toothpicks, straws, cards, strings, water, sand, pencils, paper, and dice.

### Look for a Pattern

This strategy requires the use of observational and analytical skills. Students have to observe the given data to find a pattern in order to solve the problem. Math word problems that involve the use of this strategy usually have repeated numbers or patterns.

Example: Find the sum of all the numbers from 1 to 100.

#### Step 1: Simplify the problem.

Find the sum of 1, 2, 3, 4, 5, 6, 7, 8, 9, and 10.

#### Step 2: Look for a pattern.

$$\begin{array}{rcl} 1 + 10 = 11 & 2 + 9 = 11 & 3 + 8 = 11 \\ 4 + 7 = 11 & 5 + 6 = 11 & \end{array}$$

#### Step 3: Describe the pattern.

When finding the sum of 1 to 10, add the first and last numbers to get a result of 11. Then, add the second and second last numbers to get the same result. The pattern continues until all the numbers from 1 to 10 are added. There will be 5 pairs of such results. Since each addition equals 11, the answer is then  $5 \times 11 = 55$ .

#### Step 4: Use the pattern to find the answer.

Since there are 5 pairs in the sum of 1 to 10, there should be  $(10 \times 5 = 50 \text{ pairs})$  in the sum of 1 to 100.

Note that the addition for each pair is not equal to 11 now. The addition for each pair is now  $(1 + 100 = 101)$ .

$$50 \times 101 = 5050$$

The sum of all the numbers from 1 to 100 is **5,050**.

### 5. Working Backward

The strategy of working backward applies only to a specific type of math word problem. These word problems state the end result, and students are required to find the total number. In order to solve these word problems, students have to work backward by thinking through the correct sequence of events. The strategy of working backward allows students to use their logical reasoning and sequencing to find the answers.

Example: Sarah has a piece of ribbon. She cuts the ribbon into 4 equal parts. Each part is then cut into 3 smaller equal parts. If the length of each small part is 35 cm, how long is the piece of ribbon?

$$\begin{array}{l} 3 \times 35 = 105 \text{ cm} \\ 4 \times 105 = 420 \text{ cm} \end{array}$$

The piece of ribbon is **420 cm**.

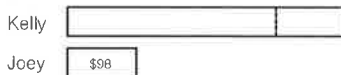
### 6. The Before-After Concept

The *Before-After* concept lists all the relevant data before and after an event. Students can then compare the differences and eventually solve the problems. Usually, the *Before-After* concept and the mathematical model go hand in hand to solve math word problems. Note that the *Before-After* concept can be applied only to a certain type of math word problem, which trains students to think sequentially.

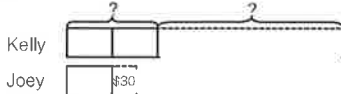
Example: Kelly has 4 times as much money as Joey. After Kelly uses some money to buy a tennis racquet, and Joey uses \$30 to buy a pair of pants, Kelly has twice as much money as Joey. If Joey has \$98 in the beginning,

- how much money does Kelly have in the end?
- how much money does Kelly spend on the tennis racquet?

#### Before



#### After



$$\begin{array}{l} \text{(a) } \$98 - \$30 = \$68 \\ 2 \times \$68 = \$136 \\ \text{Kelly has } \mathbf{\$136} \text{ in the end.} \end{array}$$

$$\begin{array}{l} \text{(b) } 4 \times \$98 = \$392 \\ \$392 - \$136 = \$256 \\ \text{Kelly spends } \mathbf{\$256} \text{ on the tennis racquet.} \end{array}$$

### 7. Making Supposition

*Making supposition* is commonly known as "making an assumption." Students can use this strategy to solve certain types of math word problems. Making

assumptions will eliminate some possibilities and simplifies the word problems by providing a boundary of values to work within.

Example: Mrs. Jackson bought 100 pieces of candy for all the students in her class. How many pieces of candy would each student receive if there were 25 students in her class?

In the above word problem, assume that each student received the same number of pieces. This eliminates the possibilities that some students would receive more than others due to good behaviour, better results, or any other reason.

### 8. Representation of Problem

In problem solving, students often use representations in the solutions to show their understanding of the problems. Using representations also allow students to understand the mathematical concepts and relationships as well as to manipulate the information presented in the problems. Examples of representations are diagrams and lists or tables.

Diagrams allow students to consolidate or organize the information given in the problems. By drawing a diagram, students can see the problem clearly and solve it effectively.

A list or table can help students organize information that is useful for analysis. After analyzing, students can then see a pattern, which can be used to solve the problem.

### 9. Guess and Check

One of the most important and effective problem-solving techniques is *Guess and Check*. It is also known as *Trial and Error*. As the name suggests, students have to guess the answer to a problem and check if that guess is correct. If the guess is wrong, students will make another guess. This will continue until the guess is correct.

It is beneficial to keep a record of all the guesses and checks in a table. In addition, a *Comments* column can be included. This will enable students to analyze their guess (if it is too high or too low) and improve on the next guess. Be careful; this problem-solving technique can be tiresome without systematic or logical guesses.

Example: Jessica had 15 coins. Some of them were 10-cent coins and the rest were 5-cent coins. The total amount added up to \$1.25. How many coins of each kind were there?

Use the guess-and-check method.

Number of 10¢ Coins	Value	Number of 5¢ Coins	Value	Total Number of Coins	Total Value
7	$7 \times 10¢ = 70¢$	8	$8 \times 5¢ = 40¢$	$7 + 8 = 15$	$70¢ + 40¢ = 110¢ = \$1.10$
8	$8 \times 10¢ = 80¢$	7	$7 \times 5¢ = 35¢$	$8 + 7 = 15$	$80¢ + 35¢ = 115¢ = \$1.15$
10	$10 \times 10¢ = 100¢$	5	$5 \times 5¢ = 25¢$	$10 + 5 = 15$	$100¢ + 25¢ = 125¢ = \$1.25$

There were **ten** 10-cent coins and **five** 5-cent coins.

### 10. Restate the Problem

When solving challenging math problems, conventional methods may not be workable. Instead, restating the problem will enable students to see some challenging problems in a different light so that they can better understand them.

The strategy of restating the problem is to "say" the problem in a different and clearer way. However, students have to ensure that the main idea of the problem is not altered.

How do students restate a math problem?

First, read and understand the problem. Gather the given facts and unknowns. Note any condition(s) that have to be satisfied.

Next, restate the problem. Imagine narrating this problem to a friend. Present the given facts, unknown(s), and condition(s). Students may want to write the "revised" problem. Once the "revised" problem is analyzed, students should be able to think of an appropriate strategy to solve it.

### 11. Simplify the Problem

One of the commonly used strategies in mathematical problem solving is simplification of the problem. When a problem is simplified, it can be "broken down" into two or more smaller parts. Students can then solve the parts systematically to get to the final answer.

## Appendix 4: Social Emotional Learning

Name: \_\_\_\_\_

## Meta-Moment Guided Notes

Day 1


What is a meta-moment? .

---

---

---

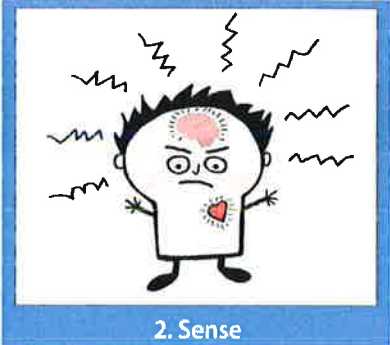
### Step 1: Something Happens



I feel <b>upset</b> when...	<u>Picture</u>
<hr/>	
<hr/>	
<hr/>	
<hr/>	

**Step 2: Sense**

Imagine you are in that situation right now.



<p>What are you thinking?</p> <hr/> <hr/> <hr/> <hr/> <hr/>	<p>What is your body doing?</p> <hr/> <hr/> <hr/> <hr/> <hr/>	<p>How are you showing your feelings (words, volume, face, etc.)?</p> <hr/> <hr/> <hr/> <hr/> <hr/>
<p><u>Picture:</u></p>	<p><u>Picture:</u></p>	<p><u>Picture:</u></p>

Day 2

Step 3: Stop



Why does breathing help us stop?

What I look like after I stop & breathe:

Days 3-4

Step 4: See Your Best Self



"Best self" means \_\_\_\_\_

Class Brainstorm: What words describe someone who is being their best self in our class? What actions does that person take?

Character traits that define our class best self	Actions that define our class best self

Character traits that define my best self:	Actions that define my best self:

Picture of my best self:



**Step 5: Strategize**

Strategy	How it Works	Picture
Add a comment box and plan your exemplars.		

The strategy that will work best for my meta-moment is:

Day 8



**Step 5: Succeed**

What will the outcome be if I use the strategy I chose?

---

---

---

Picture:



# Kimochi Plans TK-2

## January 2016

1/12

*RWBAT: recognize mad feelings and practice cooling down strategies*

Kotowaza: It's okay to be mad, but it's not okay to be mean

1/14

*RWBAT: review talking vs. fighting voice/ face and practice being assertive to show that they mean it*

Kotowaza: It's okay to be mad, but it's not okay to be mean

1/19

*RWBAT: choose helping words instead of fighting words*

Kotowaza: It's okay to be mad, but it's not okay to be mean

1/21

*RWBAT: apologize for and redo communication mistakes*

Kotowaza: It's okay to be mad, but it's not okay to be mean

1/26

*RWBAT: Demonstrate how to use positive self-talk to calm mad feelings*

Kotowaza: It's okay to be mad, but it's not okay to be mean

1/28

*RWBAT: say or do something kind when someone else is mad*

Kotowaza: It's okay to be mad, but it's not okay to be mean

## **Tuesday - 1/12**

*RWBAT: recognize mad feelings and practice cooling down strategies*

Kotowaza: It's okay to be mad, but it's not okay to be mean

1. Sitting in a circle, place Cloud in the center with Mad tucked inside. Invite a student to reveal the feeling tucked inside. Raise your hand if you ever feel mad. Everyone has mad feelings now and then, and it's okay to be mad - even really really mad. But it is never okay to be mean with your face, voice, words or actions.
2. Show me what you look like when you're mad. What makes you feel mad?
3. What happens inside your body when you feel mad? When I feel mad.....
4. What are think you say or do when you're mad?
5. What happens when you let your body to the wrong things like yell, grab, or say hurtful words?
6. Pass around the mad feeling. When students get the feeling they say - " It helps me when I am mad if I..... ( take a breath, think before I speak, say I feel mad, walk away)

Other calm down strategies:

Tell students of some other calming strategies:

- count to 10
- take 3 deep breaths, close my eyes
- relax the body
- hug a kimochoi
- visualize a peaceful place
- go to a calm place
- go to kimochoi corner
- squeeze something
- mountain breathe
- squeeze lemon

## **Thursday - 1/14**

*RWBAT: review talking vs. fighting voice/ face and practice being assertive to show that they mean it*

Kotowaza: It's okay to be mad, but it's not okay to be mean

1. Can you remind me the difference between a talking / fighting voice and face
2. Have you ever used a calm but strong talking face and voice and found that friends did not respect your words or listen to you. For example you ask a classmate nicely to stop tapping their pencil and they don't stop? This is when it's time to turn up the seriousness, not the meanness in order to be heard. The best way to do this is with our face and our voice.
3. Demonstrate how to widen eye to look serious and like you mean it - have students imitate
4. Demonstrate on Cloud how to tap shoulder, call name, and use a slow rate of speech, volume, and serious voice. - "Cloud ( pause) please stop tapping your pencil
5. Using Cloud demonstrate and then take turns turning up the seriousness when someone doesn't listen

First Attempt: Gentle shoulder tap, call person's name, pause and say when you need

Second Attempt: I asked you to stop nicely

Third Attempt: I asked you twice nicely to stop. Am i going to have to get the teacher?

## Tuesday 1/19

RWBAT: choose helping words instead of fighting words

1. When you're mad, it's important to be careful about the words you choose to use. There's a big difference between helping words and fighting words.
2. On the board, create a T chart with kid's ideas

Fighting Words	Helping Words
You cheated! Move! Liar! That's not fair! Tattletale! You're not my friend anymore	The rule is.... Can you please give me more space? Thanks! That's not how I heard it It's more fun when everyone plays fair I wish you would come to me before you go to the teacher I am really mad at you.

3. Then pose a few scenarios to the class. Have students first act out what NOT to do and then what to do

Ex scenarios: your friend keeps tapping their pencil,

your friend is on the wrong computer program,

your friend says I'm gonna tell the teacher,

your friend stand right in front of you when you wanted to be the line leader

your partner tells you the wrong answer

## Thursday - 1/21

RWBAT: apologize for and redo communication mistakes

1. Even though we have already learned so many skills for handling mad feelings, there might be times when we slip up or make a mistake in a mad moment. Everyone makes mistakes, and mistakes can be fixed! So now we are going to practice how to catch ourselves, quickly take responsibility for or own our mistake, and redo the moment!
  2. Pretend Cloud took your pencil without asking. Yell at him in a mean way. "Hey! Why did you steal my pencil? You thief! Then start over by quickly owning the moment and redoing it. Oops I am sorry I yelled. That's my pencil. May I please have it back?"
  3. When you redo a moment, you may still be mad, but instead of snapping, you'll choose a more positive way to use your face, voice, or words to express your mad feelings
  4. Put students in pairs to practice redoing a hurtful moment.
  5. For example, if you pushed you would quickly say "I'm sorry I pushed you. I hope you can forgive me. I'm just so mad because....."
  6. Together as a class decide on what to say when you see a students who needs to redo
- Ex: You can be mad but....., can you try that again?

## Tuesday - 1/26

RWBAT: Demonstrate how to use positive self-talk to calm mad feelings

1. Raise your hand if you can remember a time when you were really mad. Keep your hand up if you still feel mad about it. Ask students who put their hands down, why they don't feel mad anymore
2. You're not mad anymore because you've bounced back instead of getting stuck in your mad feelings!
3. One way we can help ourselves bounce back is with SELF - TALK
4. SELF - TALK: is what we say to ourselves in our heads
5. negative self talk - sounds like "I can't do it, or no one likes me"
6. positive self talk - is a very important skill

Write on board: What are some positive things we can say to yourself when you feel mad?

- I have been made before and I got through it
- It's okay, everyone makes mistakes
- I can work this out
- Feelings come and go

Have students practice getting mad face/ body → followed by positive self talk examples!!

## Thursday 1/28

RWBAT: say or do something kind when someone else is mad

1. What can you do if you see someone is upset? Write responses on board
2. Let's practice kindness when Cloud is mad. Demonstrate how to move toward Cloud in a kind, caring way and ask "What is wrong?"
3. Have students practice with their partner
4. Sometimes people don't want help when they are mad. Sometimes they just want to be alone. Raise your hand if you like to be alone when you are mad. It's okay to feel this way. What do we need to remember when we ask our friends for alone time? ( use talking voice or face)
5. Demonstrate what it looks and sounds like to respond unkindly when Cloud offers comfort and support ( "Leave me alone!")



## **Theoretical Background and Conceptual Framework: Summary of Research Supporting The Kimochis® Educator’s Tool Kit**

**The Kimochis® Educator’s Tool Kit** is a universal, school-based, social and emotional learning program designed to give children the knowledge, skills and attitudes they need to recognize and manage their emotions, demonstrate caring and concern for others, establish positive relationships, make responsible decisions, and handle challenging situations constructively. These skills have been identified by leading researchers in the field of social and emotional learning as necessary for school success, academic achievement, positive social relationships and the development of emotional competence. The Kimochis® curriculum incorporates innovative, fun and exciting lessons and activities that were developed to teach children how to manage challenging social situations with skill, character and confidence. This overview summarizes the research that supports the design and lesson components of the Kimochis® program.

### **Research Findings Related to the Overall Benefits of Social and Emotional Learning**

#### **Early Childhood Years:**

- Effective interventions that build social, emotional and behavioral skills at a young age can have a positive effect on how children are able to problem-solve and interact with their peers later in life (National Institute for Early Education Research, 2007).
- A convincing body of evidence has been accumulated to indicate that unless children achieve minimal social competence by about the age of 6 years, they have a high probability of being at risk for social-emotional difficulties as adults (Ladd, 2000; Parker & Asher, 1987).
- Strong evidence links social-emotional health in the early childhood years (birth to 6) to:
  - Subsequent school success and health in preteen/teen years
  - Long term health and wellbeing in adulthood
  - Promotion of resilience
  - Prevention of later mental health problems (National Center for Children in Poverty, 2009)
- Research suggests that a child’s long-term social and emotional adaptation, academic and cognitive development, and citizenship are enhanced by frequent opportunities to strengthen social competence during early childhood (Hartup & Moore, 1990; Ladd & Profilet, 1996; McClellan & Kinsey, 1999).
- Research underscores the fact that promoting young children’s social-emotional competencies significantly enhances school readiness and success (Denham & Weissberg, 2004; Freedman, 2003).

#### **Elementary School:**

- Results from three large-scale reviews of research on the impact of social and emotional learning by the Collaborative for Academic, Social and Emotional Learning (CASEL) in 2008 found that SEL programs yielded positive benefits including:



- 23% improvement in social and emotional skills
- 9% improvement in attitudes about self, others and school
- 9% improvement in school and classroom behavior
- 10% decrease in emotional distress, such as anxiety and depression
- 11% increase in achievement test scores (Payton, et al. 2008)
- Extensive developmental research indicates that effective mastery of social-emotional competence is associated with greater well-being and better school performance, whereas the failure to achieve competence in these areas can lead to a variety of personal, social, and academic difficulties (Eisenberg, 2006; Guerra & Bradshaw, 2008).
- Social and emotional learning has a positive effect on academic performance, including improved skills and grades in math, language arts, and social studies, and better problem-solving and planning skills, and subject mastery (Durlak & Weissberg, 2005; Elias et al., 1997; Greenberg et al., 2003; Hawkins, 1999; Wilson et al., 2001; Zins & Elias, 2006; Zins et al., 2004).
- “Mental health is a critical component of children’s learning and general health. Fostering social and emotional health in children as a part of healthy child development must therefore be a national priority.” (U.S. Public Health Service, 2000, p. 3).

### **Research Findings Related to the Development of the Kimochis® Curriculum**

The Kimochis® curriculum is based on sound theories of child development and social-emotional learning. Scientific, empirically-based research studies were referred to while developing the Kimochis® lessons to ensure that concepts and approaches that have proven to have beneficial effects on the development of social-emotional skills in children were included. A number of theoretical models and conceptual paradigms were studied, including, theories of Emotional Intelligence (Goleman, 1995; Bar-On, 2000), Social-Information Processing Model (Crick & Dodge, 1994), Social Cognitive Theory (Bandura, 1989) and Cognitive Behavioral Therapy (Kendall, 2005).

In addition, research completed by leading experts in the field of Social and Emotional Learning (SEL) was reviewed. Maurice Elias, a renowned SEL researcher, and his colleagues define SEL as “the process of acquiring core competencies to recognize and manage emotions, set and achieve positive goals, appreciate the perspectives of others, establish and maintain positive relationships, make responsible decisions, and handle interpersonal situations constructively” (1997). The goals of an SEL program are to foster the development of five interrelated sets of cognitive, affective, and behavioral competencies: self-awareness, self-management, social awareness, relationship skills, and responsible decision-making (Collaborative for Academic, Social and Emotional Learning, CASEL, 2003). These five core competencies provide children a foundation for better adjustment and academic achievement as shown by more positive social behaviors, fewer conduct problems, less emotional distress, and improved test scores and grades (Greenberg et al., 2003). As children master these competencies, they can connect with their own beliefs and values, develop concern for others, make good decisions, and take responsibility for their choices and behaviors. Accordingly, Kimochis® lessons were developed around these five core competencies. The Kimochis® lessons and objectives for Early Childhood and Elementary Age students are outlined on pages 7 and 8.



## Research Findings Related to the Five Core Competencies and the Kimochis® Lessons

### Self-Awareness

Self-awareness is the ability to recognize and name your own emotions. Self-awareness also involves the ability to understand your values and needs, as well as your strengths and limitations. This awareness of self is crucial to early school success. When a child has an awareness of his/her own emotions, s/he can learn to regulate or modulate them, an essential factor that influences getting along with peers and coping in a school environment. Research by Marsh and colleagues (Marsh, Craven and Debus, 1998; Marsh, Ellis and Craven, 2002) has shown that four-year-olds have an understanding of their psychological selves and of their feelings and intentions. As self understanding develops, it guides moral development and also sets the stage for self control and self regulation. Young children who can identify emotions in themselves are more likely to have success when they transition into kindergarten (Eisenberg and Fabes, 1992). As a child's self-awareness develops, they can label their own emotions and identify the emotions of others. As Daniel Goleman states in his influential book, *Emotional Intelligence*, "Self-awareness, recognizing a feeling as it happens, is the keystone of emotional intelligence. The ability to monitor feelings from moment to moment is also crucial to psychological insight and self-understanding. People with greater certainty about their feelings are better pilots of their lives (Goleman, 1995, p. 43)."

The Kimochis® lessons teach children to identify the nonverbal components (tone of voice, facial expressions, body language) of feelings. Children practice naming situations or experiences that often cause a specific feeling or feelings. Children learn to understand that feelings are messy and that we might have several feelings that occur at the same time! Lessons focus on building emotional literacy, the ability to identify, understand, and respond to emotions in oneself and others in a healthy manner (Joseph, 2003). When children know a wide range of emotion words (beyond *happy, mad, sad*), it is easier for them to understand their emotional experiences and to communicate with others about their feelings. Children are introduced to the concept of how to redo a social mistake, the first step of which requires an awareness of actually making a mistake. They practice how to *own up* and *come clean* as ways to make amends for mistakes. Children also learn that they need to be aware of how they are *coming across* to others in their nonverbal and verbal communication. Activities focus on heightening awareness of these concepts. Educators are encouraged to guide and prompt children to pay attention to their communication and emotions in social interactions throughout the school day.

### Self-Management

Self-management is the ability to regulate emotions and behaviors so that goals are achieved. It also involves persevering with difficult tasks and in complex social interactions. Self-management is a complicated, developmental process for young children (Kopp and Wyr, 1994). It requires children to remember and generalize what they have been taught by caregivers, to initiate changes in their behavior, and to constantly monitor their behavior in varying situations. These foundational self-management skills are emerging during the preschool years as the brain develops (Shonkoff & Phillips, 2000). Development in self-management can be seen in the difference between the impulsivity of a toddler and the deliberate

behavior of a four year-old entering kindergarten in the fall. The relevancy of self-management skills to school success is obvious. When children can control impulses and cope with strong feelings in emotionally charged situations, they will be more successful in school (Raver & Knitzer, 2002). In fact, some studies have shown that certain aspects of self-regulation predict children's reading and math achievement in the early primary grades (Alexander, Entwisle & Dauber, 1993; Howse, 2003). Additionally, the ability to effectively manage emotions contributes to less aggression and fewer problems with substance abuse (Brady, et al., 1998; Vitaro, 1998). Children with poor regulation skills are likely to have conflict-based relationships with their teachers and peers, which can lead to school problems and possible school dropout (Bandera, 2003). When educators are asked to identify areas of critical importance with regard to school success, they often name competence in cooperation and self-control as highly significant (Lane, Pierson, & Givner, 2003). There is some evidence that emotion regulation is a better predictor of school readiness than IQ (Blair & Razza, 2007). Children can learn strategies to manage their emotions and cope with stressful situations. Research suggests that teaching children strategies such as thinking calming thoughts, deep breathing, doing a calming activity and reframing stressful situations by focusing on positive promotes effective management of feelings such as anger (Nelson and Finch, 2000) and impatience (Metcalfe and Mischel, 1999; Eisenberg, Cumberland, and Spinrad, 1998).

The Kimochis® curriculum emphasizes the importance of teaching children to handle positive (happiness, pride) and negative (mad, frustrated, disappointed) emotions in ways that are productive and socially appropriate. The focus is on helping both educators and children understand that feelings fuel behavior (*Feeling-Behavior Link*). Lessons teach strategies such as taking *Cool Down* breaths, repeating positive self-talk strategies, and reframing upsetting situations in a more positive light. Children learn to regulate their tone of voice, facial expressions, body language, actions and word choice. Lessons help children to recognize how difficult it is to use emotion-management strategies when feelings are high. So, children are given opportunities to practice these strategies "out of the moment" when they can rely on logical reasoning and adult prompting to manage emotions (Metcalfe and Mischel, 1999). Role-plays, puppet enactments and games give children practice in predictable social situations. Educators are provided ideas on how to prompt children to use their emotional regulation strategies when needed in social settings.

## **Social Awareness**

Social awareness is the ability to understand what others are feeling and to be able to take their perspective. This is often described as "theory of mind." Researchers also talk about social awareness as the development of *empathy*, which is the response we have when we are able to recognize and understand another's emotions. Preschoolers who are more socially and emotionally perceptive have greater success in their relationships with peers and adults (Denham, 2003). Young children who are adept at understanding other's feelings tend to have more academic success at the primary level (Izard, 2002; Dowsett & Huston, 2005). Preschoolers progress through a period of development that helps them to understand that people's intentions, desires, feelings, thoughts and beliefs are motivators of behavior. As their ability to identify emotions in others increases, they are able to explain the causes of emotions and their consequences in developmentally more complex ways (Denham, 2006; Lagattuta & Thompson, 2006). Empathy plays an important role in relationship to academic and emotional success. Kaukiainen (1999) found that children who had good perspective-taking skills were less likely to be physically, verbally and





emotionally aggressive toward their peers. Other researchers have found that empathic children support their peers more frequently, are better liked and have higher academic achievement (Litvack-Miller, McDougall, & Romney, 1997; Izard, Fine, Schultz, Mostow, & Ackerman, 2001).

The Kimochis® program helps children to be aware of others' emotions and intentions by teaching them simple observation and communication strategies. Young children learn the importance of getting the attention of a peer or an adult in way that feels good to all. Children learn to use people's names, gain eye contact before speaking and to use a gentle tap (*communication tap*) on the shoulder. These communication tools send the message that the communication intent is positive and that everyone is prepared for an interaction. Social awareness is learning how to pay attention to what others are doing and feeling. Most children have a desire to be kind and compassionate when they notice others are feeling left out or sad, but they may not know what words to say or actions to take. Kimochis® lesson teach children strategies on how to actively include others and be kind to partners even if that partner may not be their first choice. Through repeated practice in role plays outside of emotional moments, children can learn how to coordinate their own desires, needs, and interests with those of others.

### **Relationship Skills**

To be successful in school, children need to be able to form positive social relationships, work cooperatively in teams and deal effectively with conflict. Research suggests that children can develop positive peer relationships, acceptance and friendships when taught social skills through intentional instruction, practice opportunities, and guidance in teachable moments (Dunn & McGuire, 1992). Children who learn social-emotional skills early in life are more self-confident, trusting, empathic, intellectually inquisitive, competent in using language to communicate, and capable of relating well to others (Cohen, Onunaku, Clothier, & Poppe, 2005). When young children are provided practical social-emotional strategies and modeling by adults, they can develop the ability to initiate and join groups of peers, to cooperatively and spontaneously share with others, to communicate in ways that others understand, and to use strategies (i.e., turn-taking) to avoid conflict (Howes, 1987, 1988; Vandell, Nenide & Van Winkle, 2006). Children who enjoy positive relationships with peers experience higher levels of emotional well-being, and have self-beliefs that are stronger and more adaptive than children without positive peer relationships. They also tend to be engaged in and even excel at academic tasks more than those who have peer relationship problems (Rubin, Bukowski, & Parker, 2006; Wentzel, 2005). Students who have established friendships with classmates are more likely to enjoy a relatively safe school environment and are less likely to be the targets of peer-directed violence and harassment than their counterparts without friends (Schwartz et al., 2000). When children can use effective social problem solving skills, they develop an ability to cope with stress (Dubow & Tisak, 1989; Elias & Clabby, 1988), handle interpersonal situations (Elias & Clabby, 1988), experience more positive social adjustment, improve academically, and show improvements in behavior (Dubow & Tisak, 1989; Gootman, 2001; Nelson et al, 1996).

The development of relationship skills is at the heart of the Kimochis® Way! When children have positive relationships they are happier, healthier and more productive. The combination of modeling (teacher, puppet, and peer), practice, coaching, and positive reinforcement is an established best practice to teach



social behaviors to children (Elliot and Gresham, 1993). The Kimochis® curriculum provides educators a number of activities and lessons that focus on building the interpersonal skills of children of all ages. Younger children will need intentional instruction and guidance in sharing and taking turns. By using the Kimochis® characters as puppets, young children can learn the communication scripts needed to solve commonly-occurring social problems in preschool (i.e., hitting, grabbing, yelling). Lessons for older children focus on implementing role plays that give children practice in using important skills such as joining groups, apologizing sincerely, forgiving in compassionate and caring ways and standing up for yourself and others. Ideas are provided for additional activities such as reading related children's books, engaging in art activities, asking older children to journal as ways to extend the learning beyond the Kimochis® lessons. Letters and activity pages are available to send home to parents so they can understand the skills and common language practiced in the Kimochis® lessons and the social-emotional learning can be extended into the home setting.

### **Responsible Decision Making**

All educators and parents strive to teach children how to make responsible decisions. Children can learn to make ethical and constructive choices about their personal and social behavior. Focus in the classroom and school community needs to be placed on problem solving, reflection, perceptive thinking, self-direction, and motivation-skills that will contribute to life-long success (Adams and Hamm 1994). Research shows that students need effective problem-solving skills when making decisions about social situations (Denham & Almeida, 1987). Children also need to know how to make good choices about their own behavior in the classroom and at school. A number of research teams have found that individual differences in children's cooperation capacities are directly associated with children's academic achievement in the early primary grades (Alexander, Entwisle, Dauber 1993; McClelland, Morrison, Holmes 2000). Children can practice making responsible social and behavioral decisions appropriate to their age level and can learn how to make choices that are respectful, realistic and responsible. They also need to think about how their actions will affect themselves and others, what their options actually are and what the outcome of their chosen path is likely to be.

The Kimochis® lessons provide structured opportunities for skill instruction and practice in the areas of self-awareness, self-management, social awareness and relationship skills. Intentional teaching combined with adult prompting, positive reinforcement, peer-to-peer monitoring and student monitoring promotes the use of the learned skills throughout the school day and in settings outside of the school community. This instruction, practice and generalization build the foundation for children to become skilled at social problem-solving and responsible decision making. As children master the skills in the Kimochis® lessons, they are on their way to knowing how to conduct themselves with personal, moral and emotional responsibility.

## Kimochis Educator's Tool Kit: Curriculum Lessons

<b>CASEL Core Competencies*</b> Children will be able to :	<b>Early Childhood Lesson objectives</b> Children will be able to:	<b>Elementary Age Lesson objectives</b> Children will be able to:
<p><b>Self-Awareness</b></p> <ul style="list-style-type: none"> <li>Recognize &amp; name emotions</li> <li>Understand reasons &amp; circumstances for feelings</li> <li>Know needs &amp; values</li> <li>Describe interests &amp; values</li> <li>Accurately assess strengths &amp; challenges</li> </ul>	<ul style="list-style-type: none"> <li>Identify &amp; name feelings</li> <li>Show an understanding of different facial expressions</li> <li>Describe social situations that can create a feeling</li> <li>Relate to Kimochis® characters' personalities</li> <li>Identify the difference between a taking voice/face/body &amp; a fighting voice/face/body</li> <li>Identify the difference between helping and hurtful words</li> <li>Show an understanding of how to act at silly and serious times</li> <li>Identify how to make a safe choices when curious</li> </ul>	<ul style="list-style-type: none"> <li>Identify &amp; name feelings</li> <li>Show an understanding of different facial expressions</li> <li>Relate to Kimochis® characters' personalities</li> <li>Describe social situations that can create certain feelings</li> <li>Identify the difference between a taking voice/face/body &amp; a fighting voice/face/body</li> <li>Identify the difference between helping &amp; hurtful words</li> <li>Identify when a redo is needed</li> <li>Recognize social cues &amp; be sure that silliness is fun for everyone</li> <li>Demonstrate an understanding of how you are <i>coming across</i></li> <li>Demonstrate how to <i>own up &amp; come clean</i> when mistakes are made</li> </ul>
<p><b>Self-Management</b></p> <ul style="list-style-type: none"> <li>Manage stress &amp; control impulses</li> <li>Verbalize &amp; cope appropriately with challenging emotions</li> <li>Persevere in overcoming obstacles</li> <li>Set &amp; monitor progress toward the achievement of personal &amp; academic goals</li> <li>Modify performance based on feedback</li> </ul>	<ul style="list-style-type: none"> <li>Use a taking voice/face/body</li> <li>Demonstrate how to use <i>Cool Down</i> strategies to express upset feelings in a positive way</li> <li>Use self-soothing strategies to comfort self when sad</li> <li>Use self-regulation tools to manage scared feelings</li> <li>Demonstrate words &amp; actions to use when others hit, push, yell</li> <li>Demonstrate how to use <i>Stop hands</i> to resolve conflicts</li> <li>Demonstrate how to label hurtful words with "Ouch"</li> <li>Demonstrate how to manage silliness in a safe &amp; friendly way</li> <li>Redo cranky moments</li> <li>Take back bossy talk</li> <li>Demonstrate how to accept a compliment in a positive way</li> </ul>	<ul style="list-style-type: none"> <li>Demonstrate talking tone of voice, face &amp; body (positive nonverbal communication)</li> <li>Demonstrate <i>Cool Down</i> strategies to cope with upset feelings</li> <li>Show how to use a talking hand &amp; Stop hands to resolve conflicts</li> <li>Use positive self-talk scripts to move through upset feelings</li> <li>Cope with statements that are <i>Big mean things that aren't true</i></li> <li>Show how to stay focused &amp; not get distracted by others</li> <li>Use positive self-talk to try new things</li> <li>Redo a hurtful social moment</li> <li>Show how to express happy, excited, silly, &amp; curious feelings with safe &amp; wise choices</li> <li>Show how to give/receive a <i>knowing look</i> to help peers redo hurtful moments</li> <li>Identify ways to warn others when upset</li> <li>Use self-regulation tools to manage expressions of pride without bragging</li> </ul>

<b>CASEL Core Competencies*</b> Children will be able to :	<b>Early Childhood Lesson objectives</b> Children will be able to:	<b>Elementary Age Lesson objectives</b> Children will be able to:
<p><b>Social Awareness</b></p> <ul style="list-style-type: none"> <li>• Understand others' perspectives, feelings &amp; points of view</li> <li>• Show empathy &amp; sensitivity to others' feelings</li> <li>• Recognize &amp; appreciate individual &amp; group similarities &amp; differences</li> <li>• Show respect to others</li> </ul>	<ul style="list-style-type: none"> <li>• Demonstrate how to get a person's attention in an appropriate way</li> <li>• Demonstrate how to use a talking hand to resolve conflicts</li> <li>• Use words &amp; actions when peers cut in line, get in your way or invade your space</li> <li>• Respect others' personal &amp; space boundaries</li> <li>• Demonstrate caring actions toward peers who are feeling sad</li> <li>• Offer encouragement to peers who are frustrated</li> <li>• Demonstrate how to give compliments to peers</li> </ul>	<ul style="list-style-type: none"> <li>• Demonstrate how to get a person's attention in an appropriate way</li> <li>• Include others who are feeling left out</li> <li>• Demonstrate how to accept &amp; work with a partner kindly &amp; respectfully</li> <li>• Show an understanding about the concept of <i>first impressions</i></li> <li>• Show a positive response when peers brag</li> <li>• Demonstrate how to avoid taking peers' negative words personally</li> <li>• Respect others' personal &amp; space boundaries</li> <li>• Recognize &amp; offer support to peers</li> <li>• Respect others' feelings of fear &amp; sadness</li> </ul>
<p><b>Relationship Skills</b></p> <ul style="list-style-type: none"> <li>• Establish &amp; maintain healthy, rewarding relationships based on cooperation</li> <li>• Show sensitivity to social-emotional cues</li> <li>• Prevent, manage, &amp; resolve interpersonal conflicts</li> <li>• Communicate clearly</li> <li>• Engage others in social situations</li> <li>• Seek &amp; provide help when needed</li> </ul>	<ul style="list-style-type: none"> <li>• Demonstrate saying hello &amp; giving <i>Friendly Signals</i> to connect with others</li> <li>• Demonstrate sharing &amp; turn-taking</li> <li>• Demonstrate how to get included when left out</li> <li>• Include peers who are left out</li> <li>• Offer comfort to peers who are sad</li> <li>• Use a communication tool to set limits when others are cranky or bossy</li> </ul>	<ul style="list-style-type: none"> <li>• Demonstrate how to use greetings &amp; <i>Friendly Signals</i> to connect with others</li> <li>• Demonstrate positive ways to get included in play &amp; conversation</li> <li>• Set boundaries when peers are too silly</li> <li>• Apologize with sincerity &amp; truthfulness</li> <li>• Forgive others who make hurtful mistakes</li> <li>• Let others try again</li> <li>• Listen to why your words &amp;/or actions can create upset feelings</li> <li>• Use communication tools to set limits when others are upset</li> <li>• Demonstrate how to act in kind &amp; caring ways when others are upset</li> <li>• Identify when &amp; how to get adult help</li> <li>• Connect with another's pride positively</li> </ul>
<p><b>Responsible Decision-Making</b></p> <ul style="list-style-type: none"> <li>• Analyze &amp; identify problems</li> <li>• Use social decision-making skills</li> <li>• Respond constructively to interpersonal obstacles</li> <li>• Conduct self with moral &amp; personal responsibility</li> </ul>	<ul style="list-style-type: none"> <li>• Identify strategies to stay safe when trying new things</li> <li>• Demonstrate how to tell the truth</li> <li>• Name how to solve problems through curiosity</li> </ul>	<ul style="list-style-type: none"> <li>• Stand up for what is right</li> <li>• Stand up for self &amp; others</li> <li>• Demonstrate how to <i>bounce back</i> when obstacles arise</li> <li>• Assume the best in social interactions</li> <li>• Demonstrate how to do the right thing when others do the wrong thing</li> <li>• Demonstrate hope &amp; activate optimism that things will work out</li> </ul>
<p>* Collaborative for Social and Emotional Learning has identified five core competencies that are learned through social and emotional interventions, all crucial to life, learning and work (CASEL, 2003)</p>		

## References

Adams, D.M., Hamm, M. (1994). *New designs for teaching and learning: Promoting active learning in tomorrow's schools*. SF: Jossey-Bass

Alexander, K., Entwisle, D. R., Dauber, S. L. (1993). First Grade Classroom Behavior: Its Short- and Long-Term Consequences for School Performance. *Child Development*, Vol. 64, 801–14.

Bandura, A. (1989). Human agency in Social Cognitive Theory. *American Psychologist*, 44, 1175–1184.

Bandura, A., Caprara, G. V., Barbaranelli, C., Gerbino, M., Pastorelli, C. (2003). Role of affective self-regulatory efficacy in diverse spheres of psychosocial functioning. *Child Development*. Vol. 74, No. 3.

Bar-On, R., Parke, J. (2000). *The Handbook of Emotional Intelligence*. San Francisco: Jossey-Bass.

Blair, C., Razza, R. P. (2007). Relating effortful control, executive function, and false belief understanding to emerging math and literacy ability in kindergarten. *Child Development*, 78(2), 647–663.

Brady, K. T., Myrick, H., McElroy, S. (1998). The relationship between substance use disorders, impulse control disorders, and pathological aggression. *American Journal on Addictions*, 7, 221–230.

Brown, J. R., Dunn, J. (1996). Continuities in emotion understanding from 3–6 years. *Child Development*, 67, 789–802.

Cohen, J., Onunaku, N., Clothier, S., & Poppe, J. (2005). Helping young children succeed: Strategies to promote early childhood social and emotional development. (Research and Policy Report). Washington, D.C.: National Conference of State Legislatures.

Crick, N. R., Dodge, K. A. (1994). A review and reformulation of social information processing mechanisms in children's social adjustment. *Psychological Bulletin*, 115, 74–101.

Denham, S. (2006). The emotional basis of learning and development in early childhood education. *Handbook of Research on the Education of Young Children* (Second edition).

Denham, S. A., & Almeida, M. C. (1987). Children's social problem-solving skills, behavioral adjustment, and interventions: A meta-analysis evaluating theory and practice. *Journal of Applied Developmental Psychology*, 8, 391–409.

Denham, S. A., Weissberg, R. P. (2004). Social-emotional learning in early childhood: What we know and where to go from here. In E. Chesebrough, P. King, T. P. Gullotta, & M. Bloom (Eds.), *A Blueprint for the Promotion of Prosocial Skills*. New York: Kluwer/Academic Publishers.

Denham, S.A., Blair, K.A., DeMulder E., Levitas J., Sawyer, K., Auerbach-Major, Queenan, P. (2003). Preschool emotional competence: Pathway to social competence? *Child Development*, 74:238–256



- Dowsett, C., Huston, A. (2005). The Role of Social-Emotional Behavior in School Readiness." In Duncan, G. (Chair), *Hard Skills and Socioemotional Behavior at School Entry: What Matters Most for Subsequent Achievement?* Symposium presented to the biennial meeting of the Society for Research in Child Development, Atlanta, Georgia, April 2005.
- Dubow, E. F., Tisak, J. (1989). The relation between stressful life events and adjustment in elementary school children: The role of social support and social problem-solving skills. *Child Development*, 60(6), 1412-1423.
- Dunn, J. McGuire, S. (1992). Sibling and peer relationship in childhood. *Journal of Child Psychology and Psychiatry and Allied Disciplines*, 33, 67-105.
- Eisenberg, N. (2006). Volume 3: Social, emotional, and personality development. In W. Damon & R. M. Lerner (Series Eds.), *Handbook of child psychology* (6<sup>th</sup> ed). New York: Wiley.
- Eisenberg, N., Cumberland, A., Spinrad, T. L. (1998). Parental socialization of emotion. *Psychology Inquiry*, 9, 241-273.
- Eisenberg, N., Fabes, R. A., Losoya, S. (1997). Emotional responding: Regulation, social correlates, and socialization. In P. Salovey and D. J. Sluyter (Eds.), *Emotional development and emotional intelligence: Educational implications*, New York: BasicBooks.
- Elias, M. J. (2004). Strategies to infuse social and emotional learning into academics. In J. E. Zins, R. P. Weissberg, M. C. Wang, H. J. Walberg (Eds). *Building academic success on social and emotional learning: What does the research say?* New York, NY: Teachers College Press.
- Elias, M. J., Clabby, J. F. (1992). *Building social problem-solving skills: Guidelines from a school-based program*. San Francisco: Jossey-Bass Publishers.
- Elias, M. J., Clabby, J. F. (1988). Teaching social decision making. *Educational Leadership*, 45(6), 52-55
- Elias, M., Gara, M., Schuyer, T., Branden-Muller, L., & Sayette, M. (1991). The promotion of social competence: Longitudinal study of a preventive school based program. *American Journal of Orthopsychiatry*, 61, 409-417.
- Elias, M. J., Zins, J.E., Weissberg, R. P., Frey, K.S., Greenberg, M.T., Haynes, N.M., Kessler, R., Schwab-Stone, M.E., and Shriver, T.P. (1997). *Promoting social and emotional learning: Guidelines for educators*. Alexandria, VA: Association for Supervision and Curriculum Development.
- Elliot, S. N., Gresham, F. M. (1993). Social skills interventions for children. *Behavior Modification*, 17 (3), 287-313.
- Freedman, J. (2003). Key lessons from 35 years of social-emotional education: How self-science builds self-awareness, positive relationships, and healthy decision-making. *Perspectives in Education*, 21(4), 69-80.

Goleman, D. (1995). *Emotional Intelligence: Why It Can Matter More Than IQ*. Bantam.

Gootman, M. E. (2001). *The caring teacher's guide to discipline: Helping young students learn self-control, responsibility, and respect* (2nd ed.). Thousand Oaks, CA: Corwin Press, Inc.

Greenberg, M. T., Weissberg, R. P., O'Brien, M. U., Zins, J. E., Fredericks, L., Resnik, H., et al. (2003). Enhancing school-based prevention and youth development through coordinated social, emotional, and academic learning. *American Psychologist*, 58, 466-474.

Guerra, N. G., & Bradshaw, C. P. (2008). Linking the prevention of problem behaviors and positive youth development: Core competencies for positive youth development and risk prevention. *New Directions for Child and Adolescent Development*, 122, 1-17.

Hansen, W. B., (1992). School-based substance abuse prevention: A review of the state of the art in curriculum, 1980-1990. *Health Education Research*, 7, 403-430.

Hartup, W. W., & Moore, S. G. (1990). Early peer relations: Developmental significance and prognostic implications. *Early Childhood Research Quarterly*, 5(1), 1-18. EJ 405 887.

Howes, C. (1987). Social competence with peers in young children: Developmental sequences. *Developmental Review*, Vol. 7, 252-72.

Howes, C. (1988). Peer interaction young children. *Monographs of the Society for Research in Child Development*, Vol. 53.

Howse, R. B., Lange, G., Farran, D. C., & Boyles, C. D. (2003). Motivation and self-regulation as predictors of achievement in economically disadvantaged young children. *Journal of Experimental Education*, 71(2), 151-174.

Izard, C., Fine, S., Schultz, D., Mostow, A., Ackerman, B., & Youngstrom, E. (2001). Emotion knowledge as a predictor of social behavior and academic competence in children at risk. *Psychological Science*, 12, 18-23.

Johnson, D. W., Johnson, R. T., Maruyama, G. (1983). Interdependence and interpersonal attraction among heterogeneous and homogeneous individuals: A theoretical formulation and a meta-analysis of the research. *Review of Educational Research*, 53, 5-54.

Joseph, G. E., Strain, P. S., (2003). Helping young children control anger and handle disappointment. *Young Exceptional Children*, 7 (1), 21-29.

Joseph, G. E., & Strain, P. S. (2003). Enhancing emotional vocabulary in young children. *Young Exceptional Children*, 6(4), 18-26.

Kaukiainen, A., Bjorkqvist, K., Lagerspetz, K., Osterman, K., Salmivalli, C., Rothberg, S., et al. (1999). The relationships between social intelligence, empathy, and three types of aggression. *Aggressive Behavior*, 25, 81-89.



- Kendall, P.C. (2005). *Child and Adolescent Therapy: Cognitive-Behavioral Procedures* (3rd ed.). Guilford Press
- Koop, C. B., Wyer, N. (1994). Self-regulation in normal and atypical development. In *Disorders and Dysfunctions of the Self (Rochester Symposium on Developmental Psychopathology)*, Vol. 5. NY: University of Rochester Press.
- Ladd, G. W. (1999). Peer relationships and social competence during early and middle childhood. *Annual Review of Psychology*, 50, 333-359.
- Ladd, G. W. (2000). The fourth R: Relationships as risks and resources following children's transition to school. *American Educational Research Association Division E Newsletter*, 19(1), 7, 9-11.
- Ladd, G. W., Profilet, S. M. (1996). The child behavior scale: A teacher-report measure of young children's aggressive, withdrawn, and pro-social behaviors. *Developmental Psychology*, 32(6), 1008-1024.
- Lagattuta, K., Thompson, R.A. (2007). The Development of Self-Conscious Emotions: Cognitive Processes and Social Influences. in *Self-Conscious Emotions: Theory and Research* (Second edition).
- Lane, K. L., Pierson, M., Givner, C. C. (2003). Teacher expectations of student behavior: Which skills do elementary and secondary teachers deem necessary for success in the classroom? *Education and Treatment of Children*, 26, 413-430.
- Linares, O. L., Rosbruch, N., Stern, M. B., Edwards, M. E., Walker, G., Abikoff, H. B. (2005). Developing cognitive-social-emotional competencies to enhance academic learning. *Psychology in the Schools*, 42 (4), 405-417.
- Litvack-Miller, W., McDougall, D., & Romney, D. M. (1997). The structure of empathy during middle childhood and its relationship to prosocial behavior. *Genetic, Social, and General Psychology Monographs*, 123(3), 303-324.
- Marsh, H., Craven, R., Debus, R. (1998). Structure, stability, and development of young children's self-concepts: A Multicohort-multioccasion study. *Child Development*, Vol. 69, No. 4, 1030-53.
- Marsh, H., Ellis, J., Craven, R. (2002). How do preschool children feel about themselves? Unraveling measurement and multidimensional self-concept structure. *Developmental Psychology*, Vol. 38, No. 3, 376-93.
- McClellan, D. E., & Kinsey, S. (1999). Children's social behavior in relation to participation in mixed-age or same-age classrooms. *Early Childhood Research & Practice*. Available online: <http://ecrp.uiuc.edu/v1n1/v1n1.html>.
- Metcalfe, J., Mischel, W. (1999). A hot/cool-system analysis of delay of gratification: Dynamics of willpower. *Psychological Review*, 106, 3-19.



Munro, S., O'Brien, M.U., Payton, J., Weissberg, R.P. (2006). Cooperative learning helps create the essential skill of working (and compromising) within a group. *Edutopia*, 2(6), 53-58.

National Center for Children in Poverty (2002). *Promoting the emotional well-being of children and families: Ready to enter-What research tells policymakers about strategies to promote social and emotional school readiness among three and four-year-old children*, Policy Brief #3.

National Institute for Early Education Research (2007). *Preschool matters: Rx for behavior problems in pre-K*, Volume 5, No. 5.

Nelson, J. R., Dykeman, C., Powell, S., Petty, D. (1996). The effects of a group counseling intervention on students with behavioral adjustment problems. *Elementary School Guidance & Counseling*, 31(1), 21-33.

Nelson, W. M., III, & Finch, A. J., Jr. (2000). Managing anger in youth: A cognitive-behavioral intervention approach. In P. C. Kendall (Ed.), *Child and adolescent therapy: Cognitive-behavioral procedures*. New York: The Guilford Press.

Parker, J. G., Asher, S. R. (1987). Peer relations and later personal adjustment: Are low-accepted children at risk? *Psychological Bulletin*, 102(3), 357-389.

Payton, J., Weissberg, R.P., Durlak, J.A., Dymnicki, A.B., Taylor, R.D., Schellinger, K.B., & Pachan, M. (2008). *The positive impact of social and emotional learning for kindergarten to eighth-grade students: Findings from three scientific reviews*. Chicago, IL: Collaborative for Academic, Social, and Emotional Learning

Raver, C. C., Knitzer, J. (2002). *Ready to enter: What research tells policymakers about strategies to promote social and emotional school readiness among three- and four-year-old children* (Policy Paper No. 3). New York:

National Center for Children in Poverty, Columbia University Mailman School of Public Health.

Rubin, K. H., Bream, L. A., & Rose-Krasnor, L. (1991). Social problem-solving and aggression in childhood. In D. J. Pepler & K. H. Rubin (Eds.), *The development and treatment of childhood aggression*. Hillsdale, NJ: Lawrence Erlbaum Assoc.

Schwartz, D., Dodge, K. A., Coie, J. D. (1993). The emergence of chronic peer victimization in boys' play groups. *Child Development*, 64, 580-588.

Shonkoff, J.P., Phillips, D.A. (2000). *From neurons to neighborhoods: The science of early childhood development*. National Academy Press.

U.S. Public Health Service. (2000). Report of the Surgeon General's Conference on Children's Mental Health. Washington, DC: Department of Health and Human Services.

Vandell, D. L., Neneide, L., Van Winkle, S. J. (2006). Peer relationships in early childhood. In *Blackwell Handbook of Early Childhood Development*. Oxford, UK: Blackwell.



Vitaro, F., Brendgen, M., Larose, S., Tremblay, R. E. (2005). Kindergarten disruptive behaviors, protective factors, and educational achievement by early adulthood. *Journal of Educational Psychology*, 97(4), 617–629.

Vitaro, F., Ferland, F., Jacques, C., Ladouceur, R. (1998). Gambling, substance use, and impulsivity during adolescence. *Psychology of Addictive Behaviors*, 12(3), 185–194.

Wentzel, K. R. (1991). Social competence at school: Relation between social responsibility and academic achievement. *Review of Educational Research*, 61, 1–24.

Wentzel, K. R. (1993). Does being good make the grade? Social behavior and academic competence in middle school. *Journal of Educational Psychology*, 85(2), 357–364.

Zins, J.E., Weissberg, R.P., Wang, M.L., Walberg, H.J. (Eds.) (2003). *Building school success through social and emotional learning: Implications for practice and research*. New York: Teachers College.

## The Interaction Effects of Program Training, Dosage, and Implementation Quality on Targeted Student Outcomes for The RULER Approach to Social and Emotional Learning

Maria Regina Reyes, Marc A. Brackett, Susan E. Rivers,  
Nicole A. Elbertson, and Peter Salovey  
*Yale University*

*Abstract.* This study examined how training, dosage, and implementation quality of a social and emotional learning program, The RULER Approach, were related to students' social and emotional competencies. There were no main effects for any of the variables on student outcomes, but students had more positive outcomes when their teachers (a) attended more trainings and taught more lessons, and (b) were classified as either moderate- or high-quality program implementers. Student outcomes were more negative when their teachers were classified as low-quality implementers who also attended more trainings and taught more lessons. Post hoc analyses revealed that low-quality implementers felt less efficacious about their overall teaching than high-quality implementers. The discussion focuses on the importance of assessing the interaction of training and implementation variables when examining the effect of social and emotional learning programs.

School programs that aim either to prevent maladaptive behaviors (August, Bloomquist, Lee, Realmuto, & Hektner, 2006; Conduct Problems Research Group, 2011) or to promote positive development among youth (Domitrovich, Cortes, & Greenberg, 2007; Jones, Brown, & Aber, 2011) have been flourishing across the United States. These programs generally fall under the umbrella term, *social and emotional learning* (SEL), which refers to the process of acquiring the skills of self- and social awareness, emotion regulation, responsible decision making, problem solving, and relationship management (Zins, Weissberg, Wang, & Walberg, 2004). Accordingly,

SEL programs are designed both to enhance these skills and create an emotionally supportive climate to increase the likelihood of school engagement, attendance, and academic success. The effects of these programs on youth outcomes have been positive (Durlak, Weissberg, Dymnicki, Taylor, & Schellinger, 2011), but most evaluations did not include training or implementation data (Gottfredson & Gottfredson, 2002; Lewis, Battistich, & Schaps, 1990; Tanyu, 2007). The variables surrounding implementation need to be assessed both in research and in practice to better understand the effectiveness of programs in achieving their intended goals (Dane & Schneider, 1998;

---

Correspondence regarding this article should be addressed to Marc A. Brackett, Yale University, 2, Hillhouse Avenue, New Haven, CT 06511; e-mail: marc.brackett@yale.edu

Copyright 2012 by the National Association of School Psychologists, ISSN 0279-6015

Durlak & DuPre, 2008; Sanetti & Kratochwill, 2009). The relative importance of the quantity of teacher training, the dosage, or number of lessons students receive, and the quality of implementation, including teacher attitudes toward programming and their delivery style, are of particular interest in SEL programming.

In this study, we examined the extent to which these training and implementation variables for an SEL program, The RULER Approach ([www.therulerapproach.org](http://www.therulerapproach.org)), were related to targeted social and emotional outcomes for students during the program's first year of implementation. We begin with a short overview of literature on program implementation followed by a description of SEL programs. We then highlight the important role that teachers play as implementers of SEL programs.

### Implementing SEL Programs

Programs introduced into social settings like schools are not always implemented with fidelity (Fixsen, Blase, Naoom, & Wallace, 2009). This makes formative evaluations or the study of the processes underlying program implementation critical. Implementation occurs in six stages (Fixsen, Naoom, Blase, & Wallace, 2007). In the *exploration stage*, schools consider which program to adopt by examining feasibility and fit. In the *installation stage*, key stakeholders decide that the program will be implemented and plan for its proper execution. In the *initial implementation stage*, staff members are hired; participants are recruited; organizational supports are in place; and because all stakeholders are new to the program, problem solving and troubleshooting are frequent. In the *full implementation stage*, the program is fully integrated, with program processes and procedures part of the regular routine. Once the program has been implemented effectively, improvements are generally tested in the *innovation stage*. Sustaining the program both through continuous staff development and funding support comprise the *sustainability stage*.

Program implementation is rarely a perfect process, and a growing body of research

shows that the effectiveness of school-based prevention programs is limited by the extent that they are implemented as intended (Dusenbury, Brannigan, Falco, & Hansen, 2003). Schools have wide-ranging priorities, policies, and politics that may interfere with how a program is delivered (e.g., Fagan & Mihalic, 2003; Gager & Elias, 1997). The evidence of SEL program effectiveness is growing; for example, a meta-analysis of over 200 studies shows that SEL programs have the intended positive effect on students' academic performance and their social and emotional skills (Durlak et al., 2011). Thus, schools will be implementing SEL programs in increasing numbers with varying levels of fidelity. Central to the understanding of how these programs are implemented is the role of teachers, who are the primary deliverers or "intervention drivers" (cf. Fixsen et al., 2009) of SEL programs.

### Assessing Training and Implementation

#### Training

Training is the knowledge acquisition component of an SEL program and is the main avenue by which programs are introduced and implemented in schools. Training, which may include both workshops and coaching, is the vehicle by which teachers acquire background information, theory, and philosophy of the SEL program. Program information generally is introduced in initial trainings; then, follow-up coaching develops teacher's implementation skills more fully (Fixsen et al., 2009; Sanetti & Kratochwill, 2009; Strother, 1989). In their review, Joyce and Showers (2002) revealed that when training was combined with coaching, 95% of teachers acquired knowledge and developed skills for applying that knowledge in the classroom. In the absence of coaching, only 5% of teachers applied the skills in the classroom.

#### Dosage

Dosage refers to the number of lessons that teachers implement for students to receive in the classroom. There is some evidence that

higher doses of program instruction produce more optimal results in certain intervention contexts (e.g., Connell, Turner, & Mason, 1985). For example, the number of lessons taught significantly affected students' healthy eating in one intervention (Story et al., 2000) and students' perceptions of healthy sexual behaviors in another (James, Reddy, Ruiters, McCauley, & van den Borne, 2006). However, an investigation of one school-based alcohol abuse prevention program revealed that dosage (e.g., teacher reports of the number of class periods used to teach program materials) was not systematically related to reductions in drinking behavior (Hopkins, Mauss, Kearney, & Weisheit, 1988). Among SEL programs, where a primary goal is to improve students' social and emotional skills and engagement in learning, the number of SEL lessons delivered was related to slower growth in negative student outcomes (Aber, Jones, Brown, Chaudry, & Samples, 1998) and fewer unexcused absences (an indicator of engagement) among girls but not among boys (Moskowitz, Schaps, & Malvin, 1982). In sum, these findings suggest that higher dosage may lead to better outcomes.

### **Implementation Quality**

Implementation quality refers to the manner in which a program is being executed (Dane & Schneider, 1998). As the deliverers of SEL programs, teachers' style of delivery is as important as the content (Jennings & Greenberg, 2009). Teachers' delivery styles and attitudes toward the program need to be congruent with the program. For example, SEL lessons often involve sharing personal experiences and being sensitive to students' needs. If teachers lack buy-in and motivation to engage with students openly, there may be dissonance between them and the SEL lesson. In this section, we discuss two components of quality that are critical to SEL programming, in particular: (a) delivery, which refers to quality of program execution or teaching effectiveness, and (b) attitudes, which refer to program buy-in or openness to programming.

Delivery style is vital to SEL programs because they require teachers to deliver the lessons in an effective manner, consistent with the program's philosophy and goals (see Fixsen et al., 2009; Waltz, Addis, Koerner, & Jacobson, 1993). For example, the teacher's display of certain emotions is important for many SEL lessons (Brackett et al., 2009; Elbertson, Brackett, & Weissberg, 2009). If a teacher cannot model the social and emotional skills a program is designed to target, that teacher will likely be less effective in imparting these skills to students. In general, teachers' beliefs about their teaching efficacy also influence their delivery of instructional programming (Han & Weiss, 2005).

Related to delivery style are teacher attitudes toward SEL programming, which also are critical to a program's success (see August et al., 2006). One study showed that within the context of a smoking prevention program, classrooms with teachers who had higher ratings on both positive attitudes (toward the program and their students) and preparedness had students with greater knowledge of and better decision-making skills about smoking (Botvin, Dusenbury, Baker, & James-Ortiz, 1989). Resistance to adopting SEL programs is common among teachers within the context of SEL. Some teachers are skeptical of the effect of SEL programs (Elias, Bruene-Butler, Blum, & Schuyler, 2000). They may be uncertain about the relative importance of SEL compared to other curricular efforts (Buchanan, Gueldner, Tran, & Merrell, 2009). Issues of accountability, such as those stemming from the No Child Left Behind Act (2001), also place tremendous pressure on teachers and schools to ensure their students perform well academically. As a result, teachers may be conflicted about the time they allocate for teaching core curricula versus SEL, both of which require dedication and constant practice.

Program quality in terms of delivery style alone is incomplete. It is unlikely that teachers will deliver SEL lessons with high quality if they are resistant to the program. To illustrate, teachers have varying levels of comfort with and commitment to incorporating

SEL lessons into academic curricula (Brackett, Reyes, Rivers, Elbertson, & Salovey, 2011), which play into how lessons are taught. Likewise, SEL programs are designed to create emotionally supportive climates for learning (Jennings & Greenberg, 2009); teachers with negative attitudes toward programming may undermine this program objective, rendering the program ineffective (Greenberg, Domitrovich, Graczyk, & Zins, 2005). Even if a teacher is implementing a program according to protocol, as judged by a trained observer, the attitude she or he has is integral to implementation quality.

### Gaps in the SEL Literature: The Effect of Training and Implementation

The interaction of training and implementation variables with SEL program outcomes has yet to be studied extensively. For example, a teacher may receive a great amount of training and deliver the recommended number of lessons, but do so with a poor attitude or unsatisfactorily. Moreover, a teacher may be highly competent when delivering the program, yet do so infrequently (cf. Gresham, 2009; Waltz et al., 1993). Most SEL program evaluations have not adequately assessed the relative effect of each of these variables on student outcomes. Past research mostly *describes* how the programs were implemented (Kallestad & Olweus, 2003; Penuel, Fishman, Yamaguchi, & Gallagher, 2007; Ransford, Greenberg, Domitrovich, Small, & Jacobson, 2009; Stead, Stradling, Macneil, Mackintosh, & Minty, 2007; Story et al., 2000), yet few published studies report which variables predict program outcomes, as might be outlined in a theory-of-change model (Rossi, Freeman, & Lipsey, 1999). Moreover, although a few studies examined training and implementation variables simultaneously (for a review see Dusenbury et al., 2003), their interactive effect on outcomes was not analyzed. In one study, the number of program lessons taught and the quality of program delivery independently predicted more positive teacher and observer ratings of student outcomes, but interactive effects were not examined (Conduct Problems

Research Group, 1999). The dearth of such studies makes it difficult to determine the critical ingredients of an intervention. For example, which affects student outcomes more: the amount of SEL program training a teacher receives, the number of SEL lessons he or she delivers, the quality with which those lessons are implemented, or some combination of the three?

### Assessing Training and Implementation of SEL Programs

One challenge in assessing variables surrounding implementation is their operationalization. In general, implementation quality is more difficult to operationalize than training or dosage, which can be quantified (Mowbray, Holter, Teague, & Bybee, 2003). To illustrate, training information can be obtained from attendance records or sign-up sheets at trainings, and dosage can be defined as teacher reports of lessons taught. Quality indicators, however, often are more difficult to obtain. Indeed, in a review of over 500 studies from 1976 to 2006 that assessed implementation of prevention and health promotion programs for children and adolescents, assessments of quality rarely were included. When quality was assessed, it was defined and measured in various, often unsystematic ways (Durlak & DuPre, 2008).

How should implementation quality be assessed? Having teachers rate the quality of their delivery of lessons introduces potential biases as teachers tend to overestimate their levels of implementation (Sanetti & Kratochwill, 2009), which often are higher than ratings by trained observers (Lane, Kalberg, Bruhn, Mahoney, & Driscoll, 2008). Similarly, when trained observers rate teacher quality (e.g., Kam, Greenberg, & Walls, 2003), they may lack thorough knowledge of both the program and the teachers to make accurate assessments. According to Waltz and colleagues (1993), raters of quality should be "sufficiently experienced and sophisticated to understand the implications of the contextual variables described in the [program] manual" (p. 628). Program coaches, who are trained as

experts in the program, may be the most knowledgeable judges of implementation quality because their interactions with teachers are more frequent and more personal (e.g., they have discussed with teachers their apprehensions and helped them to devise strategies to overcome them).

### The Present Study

The present study extends previous research by examining associations and interaction effects of training, dosage, and implementation quality on intended student outcomes of social and emotional competence during the initial implementation phase (Fixsen et al., 2007), i.e., within the first year of adopting an SEL program. This study focuses on The RULER Approach (Brackett et al., 2011), which is grounded in a theoretical model that posits that acquiring the knowledge and skills associated with recognizing, understanding, labeling, expressing, and regulating emotion (i.e., the RULER skills) is critical to positive youth development (Brackett et al., 2009; Rivers & Brackett, 2011). RULER is an SEL program endorsed by the Collaborative for Academic, Social and Emotional Learning ([www.casel.org](http://www.casel.org)), an organization comprised of distinguished educators and researchers that provides national leadership on SEL. The positive effects of RULER on both social and emotional competencies and classroom climate are reported elsewhere (Brackett, Rivers, Reyes, & Salovey, 2010; Rivers, Brackett, Reyes, Elbertson, & Salovey, 2011).

In the present investigation, we hypothesized that training, dosage, and implementation quality (i.e., delivery and attitudes), and their interaction, would relate positively to student social and emotional competencies. Training was assessed with attendance records at training sessions; dosage included number of program lessons delivered; and implementation quality was measured by observer (coaches') ratings of both teacher attitudes toward programming and their delivery of the program. Student outcomes were obtained from student self-reports, performance assessments, and report cards. Data were analyzed

using a multilevel approach owing to their nested nature (Raudenbush & Bryk, 2002).

### Method

#### Participants

Participants included sixth-grade students ( $n = 812$ ) and their teachers ( $n = 28$ ) from 28 elementary schools in a large, urban Catholic school district located in the northeastern United States. The schools were part of a randomized controlled trial (RCT) and the participating students and teachers were in schools assigned to use RULER (i.e., the program group). The full sample participating in the RCT consisted of 64 schools with 32 schools assigned randomly to the program group and 32 assigned randomly to the control group. (*Note:* Neither the individual participants nor the individual classrooms were assigned to groups. Schools were assigned randomly to either the program or control groups. Participating classrooms, teachers, and students were within these schools.) Four schools closed (two control and two program schools) during the course of the project. There were no differences in the demographic characteristics of the schools, teachers, or students between schools assigned to each group, except that the schools in the control group had larger enrollment numbers than those in the program group,  $t(62) = 2.82, p = .006$ . The current study focused exclusively on participants in the program group in the RCT for whom we had baseline data, which yielded 28 teachers and 812 students. We did not include participants in the control group.

On average, schools included 70% ( $SD = 33\%$ ) minority students (range = 5%–100%), and 24% ( $SD = 33\%$ ) of students received free or reduced-price lunch. Schools ranged in size from 178 to 656 students ( $M = 293.0, SD = 103.3$ ) with a student-teacher ratio ranging from about 11:1 to 25:1 ( $M = 17.9, SD = 3.4$ ). Participating schools varied in how they structured the school day for their sixth-grade students, such that at some schools, students received instruction from a single teacher for the entire day, and at others, students rotated through two or more

teachers throughout the day. The percentage of students in a school performing below average was based on the percentage of students with Levels 1 or 2 scores on the TerraNova Achievement Test (CTB/McGraw-Hill, 2002), which ranged from 8% to 86% ( $M = 32.7%$ ,  $SD = 17.5%$ ) in reading and from 0% to 67% ( $M = 22.5%$ ,  $SD = 16.5%$ ) in math.

Teachers were 84.4% female and identified themselves as 81.1% White/Caucasian, 9.1% Hispanic, and 9.1% Black/African American. These demographics resemble the racial and ethnic breakdown provided in 2010 U.S. census data: 72.4% White/Caucasian, 16.3% Hispanic, and 12.6% Black/African American (U.S. Census Bureau, 2011). Most of the teachers had either received their bachelor's degrees and/or were working toward a master's degrees (59.1%), and 31.8% had earned their master's degree or doctorates (9.1% missing these data). On average, teachers had been teaching for 13.1 year ( $SD = 10.6$ ), with an average of 10.3 years ( $SD = 9.4$ ) at their current school.

According to school records, students (48.6% female) were 27.0% White/Caucasian, 30.4% Black/African American, 22.0% Hispanic, 7.5% Asian/Pacific Islander, 3.7% multiracial, and 0.1% other race not mentioned (9.0% missing data). The composition of the student sample in this study was roughly similar to the racial and ethnic composition of the study's locale, although Caucasian students were underrepresented: 47.5% White/Caucasian, 28.4% Black/African American, 27.0% Hispanic, 11.1% Asian/Pacific Islander, and 4.9% multiracial (U.S. Census Bureau, n.d.).

### Design and Procedure

RULER targets all students and is designed to be implemented throughout a school district. This study focuses on the training and implementation of RULER within the program group at the end of the first year of programming. This study is embedded into a large RCT in which program schools participated in training and used RULER for 2 years

before schools in the control condition received the program.

The present study was divided into three waves of data collection: Wave 1 (March 2008) occurred prior to random assignment to condition and served as a baseline. Wave 2 occurred in the fall (September 2008) of the first programming year, as the program was being introduced; and Wave 3 occurred at the end of the first programming year (April 2009). Each wave of data collection lasted eight weeks. Students completed surveys and a performance test of emotion skills at each wave. Report cards were collected at Wave 3, the end of the first year of implementation, and contained data across all waves.

### Curriculum Model and Implementation

RULER is grounded in research showing that a core set of emotion skills, recognizing, understanding, labeling, expressing, and regulating emotion, is essential to positive youth development (Brackett, Rivers et al., 2010; Salovey & Mayer, 1990). First, adult stakeholders (i.e., superintendents, school leaders, teachers, and staff) attend two full-day (6 hr per day) trainings on the role of emotion skills in school success, the theory underlying RULER, and on how to foster an emotionally supportive learning environment through the teaching and personal use of program Anchor tools, including the Charter (a collaborative mission statement for the learning environment) and the Mood Meter (a tool for plotting emotions and mood states), among other tools (Brackett, Caruso, & Patti, 2008; Brackett, Caruso, & Stern, 2008). Teachers then attend a second training, which is one full day focusing on the instruction of the Feeling Words Curriculum (Brackett et al., 2011), a literacy-based SEL program that provides teachers with programmatic units that infuse into and complement existing curriculum, including English language arts. The Feeling Words Curriculum helps children to develop emotion skills through an in-depth exploration of terms like *commitment*, *elation*, and *empathy*. These "feeling word units" are the vehicles by which children learn to identify, evaluate, and under-



stand their own and others' thoughts, feelings, and behavior, understand the emotions and points of view of characters in stories, and develop strategies to manage emotions in real-life situations. In the training, teachers learn how to use the curricular units in alignment with their English language arts teaching. Each unit, which focuses on one feeling word, is comprised of five 10- to 20-min lessons. Teachers teach one unit, with its five lessons, across a 2-week period. For instance, for the unit on alienation, three lessons may be completed during the first week and the remaining two the second week (see Brackett et al., 2011, for a review of the units).

The implementation process involves support through coaching. Each teacher works with a certified coach who visits the classroom, models lessons, reviews lesson plans, provides constructive feedback, and offers solutions and resources to help the teacher deliver quality lessons.

In September of the first year of implementation, English language arts teachers in program schools attended the first 2-day training on using emotional literacy and the Anchor tools to enhance the learning environment. Approximately 1 month later, teachers attended the second full-day training on the Feeling Words Curriculum. Of the two available trainings sessions offered, teachers attended an average of 1.87 sessions ( $SD = 0.87$ ). Teachers in program schools then were paired with a certified RULER coach with whom they met for 45 min after a lesson was observed. Teachers received up to five coaching sessions, with an average of 4.02 sessions ( $SD = 0.92$ ).

In this study, five female coaches each worked with teachers in up to eight schools. Coaches underwent intensive training with the developers of RULER programming before working in schools. A senior RULER trainer supervised all coaches throughout the duration of the project through regular meetings conducted in person and on the phone, as well as through routine reviews of all written documentation about the coaching sessions (e.g., observation checklists and notes). Each week, coaches submitted to the head coach the writ-

ten documentation completed during and after each coaching session and classroom observation.

Teachers were asked to cover between 10 and 12 word units per year. Throughout the program year, teachers taught, on average, 7.20 word units ( $SD = 2.60$ , range 0–12 units), which yielded approximately 35 discrete emotional literacy lessons (i.e., 7 units  $\times$  5 lessons).

### Measures

**Training.** Training was measured by the number of training and coaching sessions teachers attended, as obtained from training attendance records. The maximum training value was 7, including two trainings and five coaching sessions.

**Dosage.** Dosage was assessed by the number of lessons taught (lessons), as obtained from teacher reports, at the end of the first year of programming (Wave 3). The maximum number of lessons a teacher could teach was 60 (12 units with 5 lessons in each).

**Implementation quality.** To measure implementation quality, each of the five coaches rated (both at the beginning and end of the school year; i.e., Waves 2 and 3) the extent to which teachers (a) demonstrated buy-in or an open attitude toward the program (1 = *very resistant*, 5 = *very open*) and (b) delivered RULER lessons with high quality (1 = *needs a lot of improvement*, 5 = *excellent*). During each coaching session, coaches reviewed forms that teachers completed for each feeling word unit. At Wave 2, coaches had met with teachers for at least two of the five coaching sessions to assess quality delivery. By Wave 3, the remaining coaching sessions (up to three) were completed. The correlations between openness to programming and delivery at the beginning and end of the year (Waves 2 and 3) were  $r$  values (26) = 0.63, and 0.62,  $p$  values < .001, respectively.

Because the measure of implementation quality incorporated two items assessed across two time points, a parsimonious measure of

**Table 1**  
**Assessing Implementation Quality: Teacher Quality Clusters at the**  
**Beginning and End of the Year (Waves 2 and 3)**

Cluster	Openness		Delivery	
	Wave 2	Wave 3	Wave 2	Wave 3
Low	1.79 (0.92)	3.33 (0.75)	1.17 (0.39)	2.58 (0.79)
Moderate	2.67 (0.82)	3.64 (0.70)	2.67 (0.49)	3.89 (0.58)
High	4.07 (0.80)	4.87 (0.23)	3.87 (0.74)	4.67 (0.49)

*Notes.* Based on the nature of cluster analysis, all clusters are significantly different from each other on all criterion variables.

quality was created by subjecting the indicators (i.e., openness and delivery) to cluster analysis to test whether distinct profiles of program quality existed. To select the optimal number of clusters, we first subjected the variables to an agglomerative hierarchical clustering procedure and then inspected the hierarchical tree diagram (Everitt, Landau, & Leese, 2001). A three-cluster solution proved to be optimal. The centroids from the hierarchical solution were entered as initial cluster centers in the final *k*-means iterative procedure. The three clusters that emerged were labeled: low-quality implementers (i.e., teachers who were initially very resistant to the program and delivered it poorly but became open to the program by the end of the school year;  $n = 7$ ), moderate-quality implementers (i.e., teachers who were moderate in their attitudes toward the program and in their delivery of the program from beginning to end;  $n = 12$ ), and high-quality implementers (i.e., teachers who were consistently open to and delivered the program very well from beginning to end;  $n = 9$ ). There was no evidence to support a profile of teachers who were resistant to programming but high in delivery, nor was there evidence to support a profile of teachers who were open to programming but low in delivery. Table 1 summarizes the means and standard deviations for each cluster.

**Social and emotional competence.** Multiple methods were used to assess stu-

dents' social and emotional competence. Table 2 summarizes the means, standard deviations, reliabilities, and intercorrelations among these variables at Wave 3.

First, students' report cards contained three items that reflected social competence (i.e., respects the rights of others, interacts appropriately, and complies with school policies) using a scale where 1 = *unsatisfactory*, 2 = *needs improvement*, 3 = *satisfactory*, 4 = *good*, and 5 = *excellent*. (Grades in these three areas were not necessarily given by the English language arts teachers [those who conducted the RULER lessons], depending on the structure of the students' school day and whether they were instructed by multiple teachers.) A composite score was created for the three items by adding the scores.

Social problem-solving skills were assessed with the Conflict Resolution Skill subscale of the Elementary Student Questionnaire of the Child Development Project (Developmental Studies Center, 2000). This eight-item scale presents students with four peer-conflict scenarios (two items per scenario). For each item, students selected one response from a multiple-choice list. Higher scores reflected the selection of more collaborative and compromise-centered responses to conflict, whereas lower scores reflected more aggressive or evasive responses to conflict. Students receiving a school-based program aimed at promoting their social, ethical, and intellectual

**Table 2**  
**Intercorrelations, Means, Standard Deviations, and Reliability Coefficients of**  
**Students' End-of-Year (Wave 3) Social and Emotional Competencies**  
**(N = 812)**

	1	2	3
1. Emotional Literacy	—		
2. Social Problem Solving	.28	—	
3. Social Competence	.24	.32	—
<i>M</i>	105.52	2.71	4.08
<i>SD</i>	12.84	0.97	0.86
Range	56.86–127.26	1.00–4.50	1.00–5.00
Cronbach's $\alpha$	.87	.79	.96

*Note.* All variables are significant at  $p < .001$ .

development had higher scores than a control group of students on this scale (Schaps, Battistich, & Solomon, 2004).

Emotional literacy was measured with the Strategic Emotional Intelligence component of the Mayer-Salovey-Caruso Emotional Intelligence Test—Youth Version (MSCEIT-YV; Mayer, Salovey, & Caruso, in press), which is appropriate for children between 11 and 17 years old. The test assesses the extent to which respondents understand emotional information and use that information for planning and self-management. Scores are calculated by combining two subtest scores: emotion understanding and emotion regulation. There are 23 multiple-choice items on the understanding subtest, which assesses the ability to identify both the definitions and causes of emotions. The regulation branch asks respondents to evaluate the effectiveness of several actions in making an individual feel a certain way. Respondents indicate the extent to which the chosen action would help the target character achieve a specified goal using a 5-point scale (1 = *not at all helpful*, 5 = *very helpful*). This section describes six situations, each of which has three alternatives, for a total of 18 items. Performance on the test is calculated by veridical scoring, which is described extensively in the technical manual (Mayer, Caruso, & Salovey, 2005). To explain briefly: emotion experts consulted the empiri-

cal literature to determine independently the best responses to each test item and then agreed on the best responses. Scores on the MSCEIT-YV are interpreted similarly to IQ scores with a mean of 100 and standard deviation of 15. Higher performance scores on understanding and regulation correlate positively with psychosocial functioning (Rivers, Brackett, & Salovey, 2008) and with standardized achievement test scores in reading (Peters, Kranzler, & Rossen, 2009).

**Teaching efficacy.** Teaching efficacy was assessed with the five-item Adaptive Efficacy Scale (Search Institute, 2006), which measures teachers' beliefs in their ability to modify their teaching methods, when needed, to have a positive effect on students. Teachers rated the extent to which they agreed or disagreed with each statement (e.g., "When a student has trouble learning something new, I try a new strategy"; "I am certain that I am making a positive difference in the lives of students") using a 5-point Likert scale (1 = *strongly disagree*; 5 = *strongly agree*). Cronbach's  $\alpha$  values were .75 and .78 for beginning- and end-of-year teaching efficacy, respectively.

#### **Analytic Strategy**

The main and interaction effects of training, dosage, and implementation quality

on students' year-end social and emotional competencies were examined, controlling for student demographics and baseline scores.

**Missing data.** Of the 812 students, 173 had missing data, leaving 639 students with any data on the social problem-solving skills and social competence indicators. Missing data were treated with multiple imputation procedures in NORM (Schafer, 2000), which created five complete data files. Multilevel analyses were conducted for each of the five imputed data files and coefficients. Standard errors resulting from each analysis were averaged to provide estimates of the associations among our variables of interest (Schafer, 1999). Furthermore, return rates were lower for the MSCEIT-YV than the other assessments. Of 812 students, 425 had no MSCEIT data at either Waves 2 or 3, leaving only 387 students with MSCEIT data from Wave 1 and either Wave 2 or 3. Our imputations were based on data from these waves for these 387 students. The lower return rates for the MSCEIT probably could be attributed to the fact that teachers (and not the research team) administered this test. Separate imputations were conducted for emotional literacy scores because of low return rates. Comparable results were obtained from both complete and imputed data sets.

**Primary analyses.** Because of the nested design, we analyzed data using hierarchical linear modeling with full-information maximum-likelihood estimation with separate models for each student-level outcome. We nested students (Level 1) within teachers (Level 2) because we were interested in teachers' implementation of RULER. A three-level hierarchical model (students nested in teachers nested in schools) was unnecessary because there was a 1:1 correspondence between teachers and schools. To analyze the effect of training and implementation variables on our target outcomes, we ran two models: a main effects model and an interaction effects (Training  $\times$  Dosage  $\times$  Implementation Quality) model. The first model examined the direct relationships between training, dosage,

and quality with student outcomes (Model 1). The second model tested interaction or moderation effects, crossing training, dosage, and implementation quality indicators (Model 2). To determine whether Model 2 contributed incrementally to the explanation of the outcome variable, we examined the change in  $R^2$  by testing the change in  $\chi^2$  ( $\Delta\chi^2$ ).

Finally, we calculated effect sizes using the formula:

$$\delta = \frac{\gamma}{\sqrt{\tau_{(0)} + \sigma^2}}$$

where  $\gamma$  is the association between the predictor and outcome variables, and the denominator is the *SD* of the outcome variable, where  $\tau_{(0)}$  and  $\sigma^2$  are the between- and within-groups variances, respectively, from the unconditional model. Interpretation of  $\delta$  is similar to Cohen's (1988) *d*: 0.2 is small, 0.5 is moderate, and 0.8 is large.

## Results

There were no main effects of training, dosage, or implementation quality on the student outcome variables at the end of the year, after controlling for baseline status (Model 1); however, numerous interaction effects were detected (Model 2), as Table 3 shows. Because quality indicators were coded as dummy variables, we chose the reference variable to be low-quality implementers. All analyses, therefore, are in comparison to this group. Moreover, all student outcomes pertain to year-end status (Wave 3) after controlling for baseline (Wave 1).

Among high-quality implementers, those who taught more feeling word units had students with higher scores on all three student outcomes: social competence ( $t = 3.83$ , effect size [ES] = 0.23), social problem solving ( $t = 5.96$ , ES = 0.19), and emotional literacy ( $t = 5.47$ , ES = 0.16). High-quality implementers who attended more training also had students who scored higher on the measures of social problem solving ( $t = 2.58$ , ES = 0.28), emotional literacy ( $t = 1.82$ , ES = 0.34), and social competence ( $t = 1.78$ , ES = 0.24);

**Table 3**  
**Training, Dosage, and Implementation Quality: Main and Interaction Effects**  
**on Year-End Student Outcomes (Wave 3)**

	Students' Social and Emotional Competence Year-End Scores		
	Emotional Literacy ( <i>n</i> = 387)	Social Problem-Solving Skills ( <i>n</i> = 812)	Social Competence ( <i>n</i> = 812)
<b>Model 1: Main Effects</b>			
ICC <sup>a</sup> %	8.62	11.25	35.86
Intercept	107.19 (2.06)***	2.81 (0.18)***	4.60 (0.19)***
<i>Level 1 (Student)</i>			
Black	0.42 (1.19)	-0.24 (0.14)	-0.11 (0.09)
Hispanic	0.36 (1.45)	-0.19 (0.13)	-0.12 (0.06)
Asian	3.27 (2.27)	0.04 (0.16)	-0.04 (0.09)
Other race	-3.21 (5.83)	0.17 (0.28)	0.32 (0.11)**
Male	-2.04 (1.06)	-0.08 (0.08)	-0.23 (0.07)**
Baseline score <sup>b</sup>	0.62 (0.05)***	0.52 (0.04)***	0.46 (0.06)***
<i>Level 2 (Teachers)</i>			
Training	-0.65 (1.28)	0.03 (0.06)	0.09 (0.07)
Dosage	-0.54 (0.48)	-0.01 (0.02)	0.01 (0.03)
Implementation Quality <sup>c</sup>			
Moderate	0.69 (2.50)	0.05 (0.18)	-0.36 (0.23)
High	0.78 (2.70)	0.14 (0.16)	-0.34 (0.20)
<b>Model 2: Interaction Effects<sup>d</sup></b>			
Intercept	102.71 (1.62)***	2.69 (0.07)***	4.48 (0.10)***
Training × Low	-7.01 (1.47)***	-0.25 (0.07)**	-0.07 (0.11)
Training × Moderate	8.35 (2.50)**	0.18 (0.15)	-0.04 (0.25)
Training × High	4.24 (2.33)	0.27 (0.15)*	0.21 (0.12)
Dosage × Low	-1.37 (0.25)***	-0.13 (0.02)***	-0.18 (0.04)***
Dosage × Moderate	-0.27 (0.41)	0.11 (0.04)**	0.26 (0.05)***
Dosage × High	2.03 (0.37)***	0.19 (0.03)***	0.20 (0.05)**
Model 1 <i>R</i> <sup>2</sup>	39.83	50.66	46.72
Model 2 <i>R</i> <sup>2</sup>	87.00	86.01	69.75
$\Delta\chi^2(4)$	16.20**	14.93**	12.91*

Note. Estimated means (standard errors) reported.

<sup>a</sup> ICC = Intraclass correlation coefficient; <sup>b</sup> Baseline (Wave 1) score of corresponding outcome variable assessed; <sup>c</sup> Low is the reference group; <sup>d</sup> Truncated output.

\*  $p < .05$ , \*\*  $p < .01$ , \*\*\*  $p < .001$ .

however, the latter two findings did not reach conventional levels of statistical significance ( $p < .10$ ).

Among moderate-quality implementers, those who attended more training had students with higher emotional literacy scores ( $t = 3.34$ ,  $ES = 0.68$ ). Moderate-quality implementers who taught more feeling word

units also had students with higher scores on both the social competence ( $t = 4.86$ ,  $ES = 0.29$ ) and social problem-solving ( $t = 3.11$ ,  $ES = 0.12$ ) assessments.

A different pattern was found for teachers classified as low-quality implementers. Teachers in this cluster who attended more training had students with lower scores on

both the social problem-solving assessment ( $t = -3.47$ ,  $ES = 0.25$ ) and emotional literacy test ( $t = -4.78$ ,  $ES = 0.57$ ). Moreover, low-quality implementers who taught more feeling word units had students with lower scores on all outcomes: social competence ( $t = -4.65$ ,  $ES = 0.20$ ), social problem solving ( $t = -6.03$ ,  $ES = 0.13$ ), and emotional literacy ( $t = -5.46$ ,  $ES = 0.11$ ).

To investigate possible explanations for the disparate findings among low-, moderate-, and high-quality implementers, we ran post hoc analyses to examine whether differences in teaching efficacy existed among teachers in each cluster. The means for low-, moderate-, and high-quality implementers in teaching efficacy at Wave 3 were as follows: 3.84 ( $SD = 0.22$ ), 4.38 ( $SD = 0.34$ ), and 4.49 ( $SD = 0.54$ ), respectively. Differences among the teacher clusters were significant,  $F(2, 20) = 4.13$ ,  $p = .034$ . Bonferroni-corrected post hoc analyses revealed low-quality implementers scored lower in teaching efficacy than high-quality implementers ( $p = .037$ ).

In summary, there were no main effects of training, dosage, or implementation quality on student outcomes. However, several interaction effects emerged, such that student outcomes were affected by a combination of the number of trainings teachers attended and of lessons they taught and the quality with which these teachers implemented the program.

### Discussion

Although SEL programs have positively affected key developmental outcomes among youth (Durlak et al., 2011), the majority of past investigations did not address the relative importance of training and implementation variables on targeted program outcomes. In this study, we examined whether the amount of training teachers received, the number of lessons students received, and the quality of delivery for one SEL program, RULER, were associated with students' social and emotional competencies. Similar to others' investigations (Hopkins et al., 1988; Kam et al., 2003), we found no main effects for our indicators of training and implementation on expected out-

comes. However, we did find numerous significant interactions. Higher attendance at trainings and coaching sessions for moderate- and high-quality implementers, but not low-quality implementers, resulted in students with higher scores on indices of social problem-solving skills and emotional literacy. For moderate- and high-quality implementers but not for low-quality implementers, teaching more lessons also resulted in better student outcomes.

The unfavorable effects of more training among low-quality implementers may be partly explained by teaching efficacy. Post hoc analyses revealed that low-quality implementers were less efficacious about their general teaching practices than high-quality implementers. Low-quality implementers may not have been prepared to deliver SEL lessons without first becoming more confident in their general teaching practices (cf. Buchanan et al., 2009). These findings add to the growing research base on factors that may contribute to effective SEL programming (Collaborative for Academic, Social, and Emotional Learning, 2003; Gager & Elias, 1997; Lewis et al., 1990).

Analyzing training as the number of training and coaching sessions attended *and* dosage as the number of program lessons taught (i.e., feeling word units) was highly informative. For example, we found that among moderate- and high-quality implementers, but not low-quality implementers, the number of feeling word units taught had more significant and positive associations with student outcomes than the number of trainings attended, suggesting that active implementation may be more important than mere attendance at training sessions. Certainly, professional development is critical to learning the instructional strategies of RULER or any SEL program, but it may not be sufficient for affecting outcomes. What appeared to matter more was how training and coaching sessions were actualized in the classroom (i.e., through quality instruction). Assessing quality in terms of both attitudes and delivery, which have been associated positively in other investigations (Botvin et al., 1989), sheds light on how

teachers implement the program with varying levels of openness and skill.

### **Implications for Teacher Training and Professional Development**

When new programs are introduced in schools during the installation and initial implementation stages, there usually exists a high degree of variability in terms of buy-in or openness to programming (Fixsen et al., 2007). Implementing SEL programs can be difficult for teachers who are balancing their time between meeting traditional academic requirements and the new demands of SEL programs. Indeed, asking teachers to integrate SEL into their already busy schedules can be physically, mentally, and emotionally taxing (Ransford et al., 2009). Our findings revealed that having teachers with low levels of openness (program buy-in) and delivery, but who either attended more trainings (including coaching sessions) or conducted more program lessons, resulted in lower levels of positive social and emotional outcomes among students. One strategy for addressing this may be for schools and SEL program providers to focus training efforts during initial implementation on teachers with an open attitude toward programming. Once these teachers have been trained and the program is moving toward full implementation, teachers who report high resistance to programming can begin their training, as concerted efforts are made by program providers and school administrators to increase their buy-in to the program.

There are various reasons that teachers may be resistant and lack buy-in to SEL programs. Effective programming approaches will acknowledge these attitudes, devote attention toward addressing them, and incorporate critical feedback from resistant teachers into program content and instructional strategies (Greenberg et al., 2005). Moreover, additional program-related information, support, and resources could be offered to target resistant teachers. For instance, these teachers could be provided with: (1) more empirical rationale for and real-life examples of the program's positive effect on students; (2) emphasis on the

match between program goals and the schools' or districts' goals, values, policies, and philosophies; (3) additional instructional support from their principals or from program coaches to improve their program-specific or general teaching efficacy, if necessary; and (4) connections with teachers who have experienced success with the program, in particular those who were resistant at first themselves and whose attitudes toward programming were transformed. Until initially resistant teachers are more supportive of the program, they should be advised to conduct fewer lessons, with close monitoring and support from a coach.

Although RULER, like many SEL programs, is designed to integrate into existing school curricula, without quality training and ongoing support, its sustainability will likely be at risk (Fagan & Mihalic, 2003; Gager & Elias, 1997; Gottfredson & Gottfredson, 2002). In the past, many schools have applied the "train-and-hope" model (Stokes & Baer, 1977) to teacher professional development; some schools rely solely on the purchase of "kits" that require no additional training. Teaching SEL effectively requires ongoing training, coaching, and monitoring, each of which is critical to successful implementation (Fagan & Mihalic, 2003; Fixsen et al., 2009; Fixsen, Naoom, Blase, Friedman, & Wallace, 2005; Lewis et al., 1990). Coaching, for instance, provides the opportunity to give teachers immediate feedback on all aspects of program delivery (Strother, 1989). Because many schools employ school psychologists, counselors, and social workers who often are asked to coordinate SEL initiatives or cofacilitate the teaching of SEL, our findings have many implications for these stakeholders who play a key consultative role to SEL program providers, school administrators, and teachers.

### **Strengths, Limitations, and Future Directions**

A primary strength of this study was the multimethod assessment of constructs. Training and implementation variables were assessed with self-reports, attendance records,

and ratings from coaches. Student outcomes were assessed with self-ratings, teacher ratings, and a performance assessment tool. The differential interaction effects found between training, dosage, and implementation quality on student outcomes highlight the intricacies of identifying the key ingredients of effective SEL programming.

One area of future research is how to balance capitalizing on available, existing school data with the need to collect additional data. For instance, in the current study, the social competence items from the report card were selected because they were ratings with which teachers were already familiar and which could be gathered for all students across schools without missing data. However, we acknowledge that this measure is not ideal. For one, we do not know the factors that teachers used to assign scores to each student. In the case of preexisting implementation data that schools have on file, missing data often are an issue. The problem here is determining whether implementation data are missing systematically or at random. To illustrate: (1) are program noncompliers more likely to have missing data than program compliers, or (2) are program noncompliers just as likely to have missing data as compliers? How then can researchers obtain the most essential data available from teachers (or even schools) who may be resistant to programming, data collection, or both? Archival records such as attendance sheets, lesson plans, report cards, and classroom observations are important in order to obtain as much complete data as possible. The drawback with working with these types of archival data are that they usually are not standardized and likely are influenced by the perceptions and biases of the staff recording the information. Implementation data are particularly difficult to assess as implementation processes vary considerably. Different schools implement programs at different rates and in different ways. Future research could compare the use of various forms of archival data with that of more standardized assessments in order to identify best practices for collecting data related to implementation and related outcomes.

Another area ripe for investigation is the assessment of coaching quality and style. Although this study employed coaches' ratings of teacher implementation quality, it did not employ systematic assessments of the quality or style of each coach or the potential biases of their observational ratings, which are not unlikely, given they are invested in the positive outcomes of their efforts and have frequent personal interactions with the teachers they rated. Even though coaches received extensive training and were monitored closely, assessing their implementation of the coaching protocol and the objectiveness of their observational assessments is important for future research. The quality of coaching that a teacher receives could affect that teacher's attitudes and approaches to implementation. Similarly, the biases in the coach's observations could influence how the teacher is categorized with regard to implementation quality. Although an investigation of these phenomena was beyond the scope of the current project, it would be a valuable contribution to future implementation research.

Examining teacher learning outcomes achieved during training and coaching sessions also may be important for determining the key ingredients to effective interventions. It is likely that the quality of teacher trainings as well as the differential effect of the same training on individual teacher learning would influence student outcomes. Thus, future research and practice should include some measure of what skills and knowledge teachers gleaned from training and coaching.

The role of teachers' social and emotional competencies in the successful delivery of SEL lessons also was not studied, but offers another area for future investigation. It is likely that these competencies are associated with multiple facets of program implementation, including attitudes and delivery (Brackett et al., 2009; Durlak & DuPre, 2008). For example, once specific competencies are identified to be associated with high-quality implementation, the teaching of such competencies could be integrated into teacher training. Such competencies also may serve as moderators of implementation quality on



student outcomes, or as mediators such that an SEL program may shift the skill set of teachers, making them more effective in the classroom.

Finally, this study focused exclusively on participants assigned to the program group in the RCT; we did not include participants from the control group. Ideally, implementation is analyzed systematically in both program and control groups. For this particular program, the inclusion of a control group would facilitate the building of an evidence base for establishing the effectiveness of the RULER intervention. In general, the inclusion of a control group would allow for a more advanced understanding of the true effect of SEL training and its implementation on student outcomes (see Cordray, 2000). One way to account for this variation is to create implementation measures that capture the essential elements of both SEL programs and related, standard teaching practices, to administer them to both conditions, and then to use these data as potential moderating variables in analyses (O'Donnell & Lynch, 2008). This approach, however, would require careful monitoring of both the program and control conditions, which is an added research cost.

### Conclusion

Teachers play an important role in SEL programming, as they are the intermediaries between students and the program. The adoption of SEL programs can be met with either enthusiasm or resistance among teachers. The components of SEL programming framework used in this study, which was composed of training, dosage, and implementation quality (attitudes and delivery), proved useful in evaluating the success of RULER, one of many promising SEL programs. Our findings suggest that mere delivery of SEL lessons is not sufficient for cultivating benefits for students. Lessons must be taught frequently and delivered with quality. Further research is warranted on the many facets of program implementation and

their associations with the effectiveness of SEL programs.

### References

- Aber, J. L., Jones, S. M., Brown, J. L., Chaudry, N., & Samples, F. (1998). Resolving conflict creatively: Evaluating the developmental effects of a school-based violence prevention program in neighborhood and classroom context. *Development and Psychopathology*, 10, 187-213. doi:10.1017/s0954579498001576
- August, G. J., Bloomquist, M. L., Lee, S. S., Realmuto, G. M., & Hektner, J. M. (2006). Can evidence-based prevention programs be sustained in community practice settings? The Early Risers' advanced-stage effectiveness trial. *Prevention Science*, 7, 151-165. doi: 10.1007/s11121-005-0024-z
- Botvin, G. J., Dusenbury, L., Baker, E., & James-Ortiz, S. (1989). A skills training approach to smoking prevention among Hispanic youth. *Journal of Behavioral Medicine*, 12, 279-296. doi:10.1007/bf00844872
- Brackett, M. A., Caruso, D. R., & Patti, J. (2008). *Emotional literacy for school leaders*. New Haven, CT: RULER Group.
- Brackett, M. A., Caruso, D. R., & Stern, R. (2008). *Emotional literacy for educators*. New Haven, CT: RULER Group.
- Brackett, M. A., Kremenitzer, J. P., Maurer, M., Carpenter, M., Rivers, S. E., & Elbertson, N. (2011). *Creating emotionally literate classrooms: An introduction to The RULER Approach to social and emotional learning*. Port Chester, NY: National Professional Resources.
- Brackett, M. A., Patti, J., Stern, R., Rivers, S. E., Elbertson, N. A., Chisholm, C., et al. (2009). A sustainable, skill-based approach to building emotionally literate schools. In M. Hughes, H. L. Thompson, & J. B. Terrell (Eds.), *Handbook for developing emotional and social intelligence: Best practices, case studies, and strategies* (pp. 329-358). San Francisco, CA: Pfeiffer/John Wiley & Sons.
- Brackett, M. A., Reyes, M. R., Rivers, S. E., Elbertson, N. A., & Salovey, P. (2011). Assessing teachers' beliefs about social and emotional learning. *Journal of Psychoeducational Assessment* doi: 10.1177/0734282911424879
- Brackett, M. A., Rivers, S. E., Reyes, M. R., & Salovey, P. (2010). Enhancing academic performance and social and emotional competence with the RULER Feeling Words Curriculum. *Learning and Individual Differences*. doi:10.1016/j.lindif.2010.10.002
- Buchanan, R., Gueldner, B. A., Tran, O. K., & Merrell, K. W. (2009). Social and emotional learning in classrooms: A survey of teachers' knowledge, perceptions, and practices. *Journal of Applied School Psychology*, 25(2), 187-203. doi:10.1080/15377900802487078
- Cohen, J. (1988). *Statistical power analysis for the behavioral sciences* (2nd ed.). Hillsdale, NJ: Erlbaum.
- Collaborative for Academic, Social, & Emotional Learning. (2003). *Safe and sound: An educational leader's guide to evidence-based social and emotional learning (SEL) programs*. Chicago, IL: Author.
- Conduct Problems Research Group. (1999). Initial impact of the fast track prevention trial for conduct problems: II. Classroom effects. *Journal of Consulting and Clin-*

- ical Psychology*, 67(5), 648-657. doi:10.1037/0022-006x.67.5.648
- Conduct Problems Research Group. (2011). The effects of the Fast Track preventive intervention on the development of conduct disorder across childhood. *Child Development*, 82(1), 331-345. doi:10.1111/j.1467-8624.2010.01558.x
- Connell, D. B., Turner, R. R., & Mason, E. F. (1985). Summary of findings of the school health education evaluation: Health promotion effectiveness, implementation, and costs. *Journal of School Health*, 55, 316-321.
- Cordray, D. S. (2000). Enhancing the scope of experimental inquiry in intervention studies. *Crime & Delinquency*, 46, 401-424.
- CTB/McGraw-Hill. (2002). *TerraNova* (2nd ed.). Monterey, CA: Author.
- Dane, A. V., & Schneider, B. H. (1998). Program integrity in primary and early secondary prevention: Are implementation effects out of control? *Clinical Psychology Review*, 18, 23-45. doi:10.1016/s0272-7358(97)00043-3
- Developmental Studies Center. (1988-2005). *Student questionnaire, Child Development Project (Elementary school version)*. Oakland, CA: Developmental Studies Center.
- Domitrovich, C., Cortes, R., & Greenberg, M. (2007). Improving young children's social and emotional competence: A randomized trial of the preschool "PATHS" curriculum. *The Journal of Primary Prevention*, 28(2), 67-91.
- Durlak, J. A., & DuPre, E. P. (2008). Implementation matters: A review of research on the influence of implementation on program outcomes and the factors affecting implementation. *American Journal of Community Psychology*, 41, 327-350. doi:10.1007/s10464-008-9165-0
- Durlak, J. A., Weissberg, R. P., Dymnicki, A. B., Taylor, R. D., & Schellinger, K. B. (2011). The impact of enhancing students' social and emotional learning: A meta-analysis of school-based universal interventions. *Child Development*, 82, 405-432. doi:10.1111/j.1467-8624.2010.01564.x
- Dusenbury, M. L., Brannigan, R., Falco, M., & Hansen, W. B. (2003). A review of research on fidelity of implementation: Implications for drug abuse prevention in school settings. *Health Education Research*, 18, 237-256. doi:10.1093/her/18.2.237
- Ebertson, N. A., Brackett, M. A., & Weissberg, R. P. (2009). School-based social and emotional learning (SEL) programming: Current perspectives. In A. Hargreaves, A. Lieberman, M. Fullan, & D. Hopkins (Eds.), *Second international handbook of educational change* (Vol. 23, pp. 1017-1032). Dordrecht: Springer Netherlands.
- Elias, M. J., Bruene-Butler, L., Blum, L., & Schuyler, T. (2000). Voices from the field: Identifying and overcoming roadblocks to carrying out programs in social and emotional learning/emotional intelligence. *Journal of Educational & Psychological Consultation*, 11, 253-272. doi:10.1207/s1532768xjepc1102\_06
- Everitt, B. S., Landau, S., & Leese, M. (2001). *Cluster analysis*. (4th ed.). London: Arnold.
- Fagan, A. A., & Mihalic, S. (2003). Strategies for enhancing the adoption of school-based prevention programs: Lessons learned from the blueprints for violence prevention replications of the Life Skills Training program. *Journal of Community Psychology*, 31, 235-253. doi:10.1002/jcop.10045
- Fixsen, D. L., Blase, K. A., Naoom, S. F., & Wallace, F. (2009). Core implementation components. *Research on Social Work Practice*, 19, 531-540. doi:10.1177/1049731509335549
- Fixsen, D. L., Naoom, S. F., Blase, K. A., Friedman, R. M., & Wallace, F. (2005). *Implementation research: A synthesis of the literature* (FMHI Publication #231). Tampa: University of South Florida, Louis de la Parte Florida Mental Health Institute, The National Implementation Research Network.
- Fixsen, D. L., Naoom, S. F., Blase, K. A., & Wallace, F. (2007). Implementation: The missing link between research and practice. *APSAC Advisor*, 19(1 & 2), 4-11.
- Gager, P. J., & Elias, M. J. (1997). Implementing prevention programs in high-risk environments: Application of the resiliency paradigm. *American Journal of Orthopsychiatry*, 67, 363-373. doi:10.1037/h0080239
- Gottfredson, D. C., & Gottfredson, G. D. (2002). Quality of school-based prevention programs: Results from a national survey. *Journal of Research in Crime and Delinquency*, 39, 3-35.
- Greenberg, M. T., Domitrovich, C. E., Graczyk, P. A., & Zins, J. E. (2005). *The study of implementation in school-based preventive interventions: Theory, research, and practice (Volume 3)*. Rockville, MD: Center for Mental Health Services, Substance Abuse and Mental Health Services Administration.
- Gresham, F. M. (2009). Evolution of the treatment integrity concept: Current status and future directions. *School Psychology Review*, 38, 533-540.
- Han, S. S., & Weiss, B. (2005). Sustainability of teacher implementation of school-based mental health programs. *Journal of Abnormal Child Psychology*, 33, 665-679.
- Hopkins, R. H., Mauss, A. L., Kearney, K. A., & Weisheit, R. A. (1988). Comprehensive evaluation of a model alcohol education curriculum. *Journal of Studies on Alcohol*, 49, 38-50.
- James, S., Reddy, P., Ruiter, R. A. C., McCauley, A., & van den Borne, B. (2006). The impact of an HIV and AIDS life skills program on secondary school students in Kwazulu-natal, south Africa. *AIDS Education and Prevention*, 18, 281-294. doi:10.1521/ucap.2006.18.4.281
- Jennings, P. A., & Greenberg, M. T. (2009). The prosocial classroom: Teacher social and emotional competence in relation to student and classroom outcomes. *Review of Educational Research*, 79, 491-525. doi:10.3102/0034654308325693
- Jones, S. M., Brown, J. L., & Aber, J. L. (2011). Two-year impacts of a universal school-based social-emotional and literacy intervention: An experiment in translational developmental research. *Child Development*, 82, 533-554.
- Joyce, B., & Showers, B. (2002). *Student achievement through staff development* (3rd ed.). Alexandria, VA: Association for Supervision and Curriculum Development.
- Kallestad, J. H., & Olweus, D. (2003). Predicting teachers' and schools' implementation of the Olweus Bullying Prevention Program: A multilevel study. *Prevention & Treatment*, 6, article 21. doi:10.1037/1522-3736.6.1.621a

- Kam, C.-M., Greenberg, M. T., & Walls, C. T. (2003). Examining the role of implementation quality in school-based prevention using the PATHS curriculum. *Prevention Science, 4*, 55-63. doi:10.1023/a:1021786811186
- Lane, K. L., Kulberg, J. R., Bruhn, A. L., Mahoney, M. E., & Driscoll, S. A. (2008). Primary prevention programs at the elementary level: Issues of treatment integrity, systematic screening, and reinforcement. *Education & Treatment of Children, 31*, 465-494. doi:10.1353/etc.0.0033
- Lewis, C., Battistich, V., & Schaps, E. (1990). School-based primary prevention: What is an effective program? *New Directions for Child and Adolescent Development, Winter, 50*, 35-59.
- Mayer, J. D., Caruso, D. R., & Salovey, P. (2005). *The Mayer-Salovey-Caruso Emotional Intelligence Test—Youth Version (MSCEIT-YV), Research Version*. Toronto, Canada: Multi Health Systems.
- Mayer, J. D., Salovey, P., & Caruso, D. R. (in press). *Mayer-Salovey-Caruso Emotional Intelligence Test: Youth Version (MSCEIT: YV): Item booklet*. Toronto, Canada: Multi-Health Systems.
- Moskowitz, J. M., Schaps, E., & Malvin, J. H. (1982). Process and outcome evaluation in primary prevention: The Magic Circle program. *Evaluation Review, 6*, 775-788. doi:10.1177/0193841x8200600604
- Mowbray, C. T., Holter, M. C., Teague, G. B., & Bybee, D. (2003). Fidelity criteria: Development, measurement, and validation. *The American Journal of Evaluation, 24*, 315-340. doi:10.1016/s1098-2140(03)00057-2
- No Child Left Behind Act of 2001, 20 U.S.C. § 6319 (2001).
- O'Donnell, C. L., & Lynch, S. J. (2008). *Fidelity of implementation to instructional strategies as a moderator of science curriculum effectiveness*. Paper presented at the annual meeting of the American Educational Research Association, New York.
- Penuel, W. R., Fishman, B. J., Yamaguchi, R., & Gallagher, L. P. (2007). What makes professional development effective? Strategies that foster curriculum implementation. *American Educational Research Journal, 44*, 921-958.
- Peters, C., Kranzler, J. H., & Rossen, E. (2009). Validity of the Mayer-Salovey-Caruso Emotional Intelligence Test: Youth Version—Research Edition. *Canadian Journal of School Psychology, 24*(1), 76-81. doi:10.1177/0829573508329822
- Ransford, C. R., Greenberg, M. T., Domitrovich, C. E., Small, M., & Jacobson, L. (2009). The role of teachers' psychological experiences and perceptions of curriculum supports on the implementation of a social and emotional learning curriculum. *School Psychology Review, 38*, 510-532.
- Raudenbush, S. W., & Bryk, A. S. (2002). *Hierarchical linear models: Applications and data analysis methods*. (2nd ed.). Thousand Oaks, CA: Sage.
- Rivers, S. E., & Brackett, M. A. (2011). Achieving standards in the English language arts (and more) using The RULER Approach to social and emotional learning. *Reading & Writing Quarterly, 27*, 75-100.
- Rivers, S. E., Brackett, M. A., Reyes, M. R., Elbertson, N., & Salovey, P. (2011). *Improving the social and emotional climate of classrooms with emotional literacy skill building: A clustered randomized controlled trial testing The RULER Approach*. Manuscript submitted for publication.
- Rivers, S. E., Brackett, M. A., & Salovey, P. (2008). Measuring emotional intelligence as a mental ability in adults and children. In G. J. Boyle, G. Matthews, & D. H. Saklofske (Eds.), *The SAGE handbook of personality theory and assessment, Vol. 2. Personality measurement and testing* (pp. 440-460). Thousand Oaks, CA: Sage
- Rossi, P. H., Freeman, H. E., & Lipsey, M. W. (1999). *Evaluation: A systematic approach* (6th ed.). Thousand Oaks, CA: Sage.
- Salovey, P., & Mayer, J. D. (1990). Emotional intelligence. *Imagination, Cognition, and Personality, 9*, 185-211.
- Sanetti, L. M. H., & Kratochwill, T. R. (2009). Toward developing a science of treatment integrity: Introduction to the special series. *School Psychology Review, 38*, 445-459.
- Schafer, J. L. (1999). Multiple imputation: A primer. *Statistical Methods in Medical Research, 8*, 3-15.
- Schafer, J. L. (2000). *NORM Version 2.03*. Retrieved June 27, 2008, from <http://www.stat.psu.edu/~jls/misoftwa.html>
- Schaps, E., Battistich, V., & Solomon, D. (2004). Community in school as key to student growth: Findings from the Child Development Project. In J. E. Zins, R. P. Weissberg, M. C. Wang, & H. J. Walberg (Eds.), *Building academic success on social and emotional learning: What does the research say?* (pp. 189-205). New York: Teachers College Press.
- Search Institute. (2006). *Creating a great place to learn survey: A survey of school climate. Technical manual*. Minneapolis, MN: Search Institute.
- Stead, M., Stradling, R., Macneil, M., Mackintosh, A. M., & Minty, S. (2007). Implementation evaluation of the Blueprint multi-component drug prevention programme: Fidelity of school component delivery. *Drug & Alcohol Review, 26*, 653-664. doi:10.1080/09595230701613809
- Stokes, T. F., & Baer, D. M. (1977). An implicit technology of generalization. *Journal of Applied Behavior Analysis, 10*, 349-367. doi:10.1901/jaba.1977.10-349
- Story, M., Mays, R. W., Bishop, D. B., Perry, C. L., Taylor, G., Smyth, M., et al. (2000). 5-a-Day Power Plus: Process evaluation of a multicomponent elementary school program to increase fruit and vegetable consumption. *Health Education & Behavior, 27*, 187-200.
- Strother, D. B. (1989). Peer coaching for teachers: Opening classroom doors. *Phi Delta Kappa International, 70*, 824-827.
- Tanyu, M. (2007). Implementation of prevention programs: Lessons for future research and practice: A commentary on social and emotional learning: Promoting the development of all students, a chapter by Joseph E. Zins and Maurice J. Elias. *Journal of Educational & Psychological Consultation, 17*, 257-262.
- U.S. Census Bureau. (2011). *Overview of race and Hispanic origin: 2010*. Retrieved April 12, 2011, from <http://www.census.gov/prod/cen2010/briefs/c2010br-02.pdf>

- U.S. Census Bureau. (n.d.). *Profile of general demographic characteristics 2000*, New York. Retrieved April 12, 2011, from <http://factfinder.census.gov/>
- Waltz, J., Addis, M. E., Koerner, K., & Jacobson, N. S. (1993). Testing the integrity of a psychotherapy protocol: Assessment of adherence and competence. *Journal of Consulting and Clinical Psychology, 61*, 620-630. doi:10.1037/0022-006x.61.4.620
- Zins, J. E., Weissberg, R. P., Wang, M. P., & Walberg, H. J. (2004). *Building academic success on social and emotional learning. What does the research say?* New York: Teachers College Press.

Date Received: December 14, 2010

Date Accepted: October 09, 2011

Action Editor: Shannon Suldo ■

Maria Regina Reyes, PhD, is a postdoctoral associate at the Child Study Center in the School of Medicine at Yale University. Her training is in applied developmental psychology, which she studied at Fordham University where she earned her doctorate. She currently is applying sophisticated analytic techniques in the evaluation of social programs in early childhood education and examining the effects of these programs on children. She is involved in numerous policy projects on early child development with an international focus.

Marc A. Brackett, PhD, is a research scientist in the Department of Psychology at Yale University; deputy director of the Health, Emotion, and Behavior Laboratory; and head of the Emotional Intelligence Unit in the Edward Zigler Center in Child Development and Social Policy. He is the lead developer of The RULER Approach to Social and Emotional Learning, and the author of more than 80 scholarly publications, including seven social and emotional learning curricula. His grant-funded research focuses on examining the effect of emotion-based skills training on child and adult outcomes related to psychological health, social competence, and both academic and work performance. He works in school systems and corporations around the world in the areas of assessment and training.

Susan E. Rivers, PhD, is an associate research scientist in the Department of Psychology at Yale University, where she earned her doctorate. She also is associate director of the Health, Emotion, and Behavior Laboratory at Yale. She is a co-developer of The RULER Approach, as well as several other curricula designed to teach emotion skills. In her grant-funded research, she investigates how emotional skills training affects positive youth development and creates supportive learning environments. She is the co-author of many scholarly articles and papers, a consultant to businesses and schools, and works as an educational advisor on children's television programs, providing expertise on both resources to teach children emotional literacy and best practices for evaluating such programs.

Nicole A. Elbertson is a research associate in the Department of Psychology at Yale University, and the Manager of the Health, Emotion, and Behavior Laboratory. Her work focuses on the development and implementation of emotional literacy programs and the dissemination of information and research related to social and emotional learning. She is the co-author of many scholarly articles, papers, and book chapters on the development, application, and evaluation of The RULER Approach.

Peter Salovey, PhD, Provost of Yale University, is the Chris Argyris Professor of Psychology. He joined the Yale faculty in 1986 after receiving an AB and AM from Stanford University and a PhD from Yale. He has authored or edited 13 books translated into 11 languages and has published more than 350 journal articles and essays, focused primarily on human emotion and health behavior. With John D. Mayer, he developed the broad framework called emotional intelligence and for decades has studied the profound effect that measurable emotional skills have on thinking and action. In his research on health behavior, he investigates the effectiveness of health promotion messages in persuading people to change risky behaviors and adapt healthy ones.

## Appendix 5: Personalized Instruction

# It's About Self-directed Learning

Diane  
Tavener

Posted by on Dec 18, 2012 in [Blog](#), [Summit Public Schools](#)

*"This is about students **learning** at their own pace, not **working** at their own pace."*

– **Summit San Jose Math Teacher**



Three weeks into the school year, a student in our Optimized Learning math pilot raised his hand and said to a teacher, *"I think I am behind."*

That simple statement led to a larger conversation and a good look at this ninth grader's schooling history. When digging into his past, it became evident he had always been behind. And yet, he just kept moving forward through social promotion and low D grades. For the first time, we were asking him to be accountable for his own learning and drive his success. For the first time he wasn't sitting in a classroom where the curriculum was moving forward even though he wasn't learning it, and for the first time it occurred to him that he wasn't making progress.

It was a defining moment for both this student and me.

I strongly believe that if we are to achieve our mission of preparing every student to be successful in college, career and life, they need to become self-directed learners. It is beginning to happen, student by student, when they are ready and in their own way.

When we launched our Optimized math pilot in the beginning of the school year, we gave students full autonomy over their learning. Some students did exceedingly well right away; this was the type of program they had needed their entire school career.

Mostly, students struggled almost immediately. Never before had they been expected to be so accountable for their learning, nor go so far as to drive it.

Our students recognized that 'Optimized' was significantly different than their other classes. They liked it in theory, and I would venture to say, craved this type of personalization. They also in theory liked the ability to drive their own learning.

However, they didn't know what to do next. Owning your own learning is a new and heavy burden for students to carry. It is an unfamiliar and a large responsibility.

Students needed a roadmap that provided for them the behaviors, skills and even structures that led them down a path towards being self-directed learners.

We have gone through several iterations of this 'roadmap' to find the right balance between giving students autonomy and providing scaffolded support.

Here is what we are using today in our Optimized math pilot:



### 1. The Learning Cycle:

When providing students full autonomy to drive their learning, it is vital that they also own the process of learning (a role that has more traditionally resided with educators) and use that as a tool to meet their learning goals. The Learning Cycle is a tool our students can use to develop short-term goals, develop a plan to achieve these goals, record and track progress toward these goals, show evidence of what they have learned, and ultimately, take an assessment and reflect on their efforts. The Learning Cycle roughly follows a Monday to Friday schedule because it is long enough to meaningfully learn and short enough to stay focused.

### 2. Autonomy and Support Continuum:

Just as students need personalized learning pathways, they also need personalized supports and scaffolds to help them with the process of learning. These supports must also ultimately help students become self-directed learners. To do so, we have created an Autonomy and Support Continuum that directly connects learning with successful self-directed behaviors students need to drive their success in college and career.

### 3. Intervention Strategies:

Connected to the Autonomy and Support Continuum, the next level of support to help students develop successful self-directed behaviors is an intervention structure. There are currently two levels of interventions, Tier 1 and Tier 2, that are available to students when they are struggling to get back on track and meet their learning goals.

Wondering what this all looks like? Here is a week in the life of a Summit student:

## Monday: Setting a Goal & Planning

### Setting a Goal:

Each Monday, a student sets a primary and secondary learning goal for the week. This learning goal is connected to their personalized Math Guide. Students also sit together by their learning goals in the Intersection.

A student who has demonstrated successful self-directed behaviors ( *more below under Autonomy & Support Spectrum*) is given the autonomy to set their learning goal. They do so by asking two questions:

1. According to my math guide, what Focus areas have I passed?
2. What Focus areas do I still need to pass?

For those students who are not ready to direct their own learning, a math teacher sets their learning goals and provides coaching around why that goal was selected for them. This coaching is an important part of moving students along a continuum towards self-directed learning.

### Plan:

Once a learning goal has been set for the week, students then develop a plan to achieve that learning goal. A

learning plan details:

1. The resources students will use throughout the week to learn their goal. This can include Khan videos, practice problems, sample assessments, guided questions and lecture notes. Students are encouraged to choose resources that work best for them as a learner.
2. The type of work and activities students will do to most effectively utilize each resource. For example, if a student chooses a Khan video, the type of work may be to take notes and write down examples.
3. The suggested time students are going to take to work through each resource. Students create a checklist for how they will most wisely use their two hour math block each day. This ensures they stay on track towards accomplishing their goal.

Again, a student either develops this learning plan on their own, if he or she has demonstrated self-directed behaviors, or develops it with the coaching of a math teacher.

## **Tuesday – Thursday: Learn**

Students use their Learning Plan to get to work! This can include working through the resources available in a Playlist, collaborating with peers for peer-to-peer coaching, accessing the Tutoring Bar to work through a specific challenge or problem with a teacher, and lastly, participating in a workshop focused on conceptual, real-world application.

## **Friday: Show What You Know & Reflect**

### **Show What You Know:**

Students are encouraged to master their learning goal by Friday, setting them up to successfully set another goal for the following week.

When a student feels they are ready to demonstrate their knowledge on a learning goal, they can take an assessment. This can happen any time during the week, but we do encourage all students to take an assessment on their learning goal by the end of each week.

All assessments are accessible on-demand through our online student portal (Illuminate). Students receive immediate feedback on their performance, if they passed or did not pass the assessment, as well as a more detailed explanation of what their strengths and weakness were on the assessment.

### **Reflect:**

A student reflects each Friday with the coaching of his or her Math Parent (a role our math team plays). We have intentionally built into the learning cycle the time to reflect on weekly progress, including students' overall learning experience, what worked well and what can be improved and anything else that can inform a next learning goal. This includes:

- Which learning tools worked best for me?
- When did I have the 'aha' moment in learning?
- When did I know I was ready to take an assessment?



- If I didn't pass my assessment, what did I do or not do?
- If I passed on a second, third or later try, what did I do differently?

## Self-directed Supports & Structures



### Summit Public Schools Autonomy and Support Spectrum for Learners

*Autonomous (Self-Directed)*

*High Support (Teacher-Directed)*

Gold	Silver	Purple	Orange
<b>Step 1 – Set goal</b>			
Learner sets goal	Learner sets goal and teacher confirms it	Learner receives goal from teachers and can advocate to alter or change it with teacher approval (must confirm this to get a point)	Learner receives goal from teacher (must confirm this to get a point)
<b>Step 2 – Plan Schedule</b>			
Learner sets schedule	Learner sets schedule and teacher confirms it	Learner receives schedule from teacher and can advocate to alter or change it with teacher approval	Learner receives schedule from teacher
<b>Step 3 - Learn</b>			
Learner accesses help from teachers via g-chat and at the tutoring bar	Learner accesses help from teachers via g-chat and at the tutoring bar	Each day learner is prepared to show teacher work and assignments and discuss progress on schedule as requested by teacher	Each day learner shows teacher all work and assignments from the schedule and discusses progress with the teacher
<b>Step 4 - Assess</b>			
Learner decides when to take the assessment	Learner decides when to take the assessment	Learner takes the assessment related to his/her goal no later than the last day of the week	Learner takes the assessment related to his/her goal no later than the last day of the week and after completing the assigned schedule
<b>Step 5 - Reflect</b>			

Throughout the week, and the Learning Cycle, students are receiving varying levels of autonomy and support to help them achieve their goal, what we call our Autonomy and Support Continuum.

The continuum contains levels of supports that students move through as they learn and demonstrate successful self-directed behaviors.

It starts with students who need to be highly-supported through their learning and ends with students who are autonomous, self-directed learners. Students move in real-time along this continuum.

The levels of support are broken into color bands – Orange, Purple, Silver and Gold – that include criteria for how students are supported in each color band. A student's color band is connected to points they earn (or negative points) as they both move through the Learning Cycle and demonstrate observable successful (or unsuccessful) behaviors. We are using Kickboard to track the points.

Students earn points for:

1. Demonstrating responsibility by taking attendance each day

2. Setting a learning goal and confirming it with their math teacher
3. Developing a learning plan
4. Asking specific content-related questions at the tutoring bar
  5. Passing an assessment on a learning goal each week, or passing an additional assessment beyond their weekly learning goal
6. Completing their reflection at the end of the week
7. Exuding behaviors that contribute positively to the learning environment
8. Working with peers

## **Self-directed Intervention Strategies**

To help students develop successful self-directed behaviors, there are additional interventions in place connected to the Autonomy and Support Continuum. There are two levels of intervention, Tier 1 and Tier 2. Both Tier 1 and Tier 2 Intervention Specialists share the same online data system and are working together at all times to gauge which students need additional coaching and support.

This first level of intervention is for students who struggle the most with self-directed learning. Each day, our Tier 1 Intervention Specialist checks in with a student by asking:

1. Where are you on your learning plan?
2. What is the evidence of your work?
3. What decisions have you made that have helped you?
4. What do you need to do next?

If the student does not show evidence that he or she is working through the learning plan, is on track to pass an assessment, or is following the initial recommendations of the Tier 1 Specialist, the student is escalated to our Tier 2 Intervention Specialist.

This teacher provides targeted content support and on-the-spot 1:1 tutoring for students who are still struggling. He or she also provides additional recommendations for how they can get back on track, which can include:

- Sending the student to the tutoring bar
- Pairing the student with a peer who can help
- Doing a 1:1 coaching session to discuss broader learning goals, what it means to truly learn a focus area and how to better make progress towards a learning goal

The Tier 2 Intervention Specialist has access to instantaneous data from the tutoring bar and the assessment room about students' learning gaps and can analyze the trends from both to see where a large number of students are struggling.

## **Final Thoughts**

If you read through this all, I'm impressed! It's a lot, I know. I wanted to provide more, rather than less information. My hope is this will either spark a conversation on what more we can do to enhance our Optimized program, or help you with your own efforts in your schools.

I will leave you with this.

I am often asked if all students are self-directing their learning. The answer right now is no. We are only 16 weeks into the school year. But our students are closer than they have ever been before. In a self-directed learning model, students now have the intrinsic motivation to learn and to drive their own success. That is a step in the right direction.

*Read the first post in this series ["Embarking on Year Two: Moving Beyond Blended Learning"](#) and stay tuned for our next blog post to learn more!*

**Written by [Diane Tavenner](#)**

Founder & CEO of [Summit Public Schools](#)





Michael & Susan Dell  
FOUNDATION

September 2012

# Blended Learning in Practice:

Case Studies from Leading Schools

Brad Bernatek • Jeffrey Cohen • John Hanlon • Matthew Wilka

featuring



prepared by



© 2012 FSG. ALL RIGHTS RESERVED. FSG AND THE FSG LOGO ARE TRADEMARKS OF FSG. ALL OTHER RIGHTS ARE THE PROPERTY OF THEIR RESPECTIVE OWNERS.

# Background

Rocketship Education



# Blended Learning at Rocketship Discovery Prep

On a winter morning in San Jose, a class of first-graders pioneers a different vision for the future of education. As the class lines up along a hallway wall, their teacher waits for silence.

Once the students settle down, they file into the Learning Lab, a large rectangular room filled with computers, and each takes his or her place, donning a pair of headphones. Three other classes are already seated at computers, engaged in small group tutoring or reading independently while a fourth class is filing out into the hallway, preparing to move to their next class. One by one, students log in and are transported to a lesson in one of several math and literacy online curricula offered to Rocketship students. Students within the same class may work in different programs or on different lessons within the same program, depending on their needs. Individualized Learning Specialists (ILSes), part of Rocketship Discovery Prep's staff, roam the room, checking on progress and coaching students who appear to be struggling. Two other ILSes work intensively with small groups of students as part of Rocketship's Response to Intervention (RtI) program.

Through online practice, classroom instruction, and intensive supports, these students are experiencing an innovative model of how to individualize learning – a model designed to ensure that students get practice in exactly the areas in which they need help via technology and tutoring, while also allowing teachers to focus on teaching higher-order thinking skills. This model is the brainchild of a technology executive and a school principal, who together saw a way to apply the lessons learned from business model innovation in the technology sector to education, with the goal of closing the achievement gap in our lifetime.

## Rocketship Education at a Glance (2011-12 academic year)

**CMO**

**NAME** *Rocketship Education*

**FOUNDED** *2006*

**LOCATION** *San Jose, CA*

**NETWORK** *5 schools serving 2,400 K-5 students in San Jose, CA. All schools in the Rocketship network use a blended learning model.*

**DEMOGRAPHICS** *85% Free/Reduced Lunch, 70% English Language Learners, 4% Special Education*

**GROWTH PROJECTION** *30 schools serving 15,000 students by 2015.*

**CEO** *John Danner*

**MISSION** *To close the achievement gap in our lifetimes by operating clusters of Rocketship schools in the 50 largest US regions by 2025.*

### *School Profiled*

**NAME** *Rocketship Mateo Sheedy (RMS) and Rocketship Discovery Prep (RDP) (2 separate schools)*

**FOUNDED** *2007 (RMS) 2011 (RDP)*

**LOCATION** *San Jose, CA*

**STRUCTURE** *Each school opens as fully-enrolled K-3 program expansion at 1 grade/year through 5th grade. In 2011-12, RMS had 507 K-5 students and RDP had 420 K-3 students.*

**DEMOGRAPHICS** *RMS: 90% Free/Reduced Lunch, 64% English Language Learners, 4% Special Education, RDP: 83% Free/Reduced Lunch, 72% English Language Learners, 6% Special Education*

**PRINCIPAL** *Maricela Guerrero (RMS), Joya Deutsch (RDP)*

**BLENDED LEARNING** *"Lab Rotation" model for Math and ELA<sup>1</sup>*

## Building a Blended Learning Model

Rocketship Education was founded in 2006 by John Danner, a technology entrepreneur, and Preston Smith, a principal and Teach for America alumnus, to establish a national network of high-performing urban college preparatory elementary charter schools. Its mission is to eliminate the achievement gap in public education by opening K-5 elementary charter schools in high-need neighborhoods throughout the country. Previously, Danner was the founder and CEO of NetGravity, an Internet advertising software company. After he took NetGravity public and sold it to Doubleclick in 1999, Danner began a second career in education, first as a teacher in the Nashville public schools and then as the founding director of KIPP Academy Nashville, a charter middle school. Rocketship was founded to be what one might call a "second-generation" charter school network, designed to address the challenges and learn from the experience of pioneering networks like KIPP. Specifically, Danner and Smith set out to develop a model to address what they see as the two most fundamental barriers to scaling charter school networks – staffing and funding. Their twin goals were to leverage a limited pool of high-quality teachers and to have each school operate solely on district, state and federal tax revenues without the need for ongoing philanthropic support to cover operating expenses.

<sup>1</sup> The 2012 Innosight Institute report, [Classifying K-12 Blended Learning](#), characterized different types of blended learning models; the "lab rotation" model involves students rotating "on a fixed schedule or at the teacher's discretion among locations on the brick-and-mortar campus. At least one of these spaces is a learning lab for predominant y online learning, while the additional classroom(s) house other learning modalities."

Rocketship's first school, Rocketship Mateo Sheedy Elementary School (RMS), opened in August 2007. In 2009, Rocketship received a \$5M grant from Reed Hastings and the Charter School Growth Fund for the creation of six additional elementary schools in San Jose. In the 2012-13 school year, Rocketship will have seven schools open in San Jose, California, serving roughly 3,500 students.<sup>2</sup> Its second school, Rocketship Sí Se Puede Academy, opened in the fall of 2009, and a third school, Rocketship Los Suenos Academy, opened in the fall of 2010. Rocketship opened two additional San Jose schools, Mosaic and Discovery Prep, in the fall of 2011, with two more schools, Brilliant Minds and Alma Academies, following in the fall of 2012. The CMO intends for its network to expand to 30 schools by 2015. Because Rocketship's model is consistent across all its schools, this case study will draw largely from RMS, as it is the longest-established school, though some of the descriptions and quotations come from a site visit to Discovery Prep, a more recently founded school.

Rocketship schools have demonstrated impressive results on the California state assessments.<sup>3</sup> For the 2009-2010 school year, RMS earned an API score of 925 and Rocketship Sí Se Puede Academy earned an 886 in its first year of operation. In 2010-11 Rocketship had an aggregate API of 863

for its three schools compared to an average 803 in nearby districts and 808 for California.<sup>4</sup> Rocketship attributes its success to three core pillars of the Rocketship Public School Model: deep parental involvement in the school and in the community which can enable the community to transform the political system, develop great classroom and school leaders, and individualize instruction with tutors and technology.

#### Rocketship's Four Values

- I. Respect
- II. Responsibility
- III. Persistence
- IV. Empathy

Rocketship focuses on elementary school students based on the evidence that students must be set on a path toward college well before 6th grade.<sup>5</sup> They believe that, while the traditional school model can often adequately serve students performing at grade-level, low-income students, who are traditionally behind academically, need individualized instruction and targeted interventions if they are to catch up with their more affluent peers. Most of Rocketship's current students are English Language Learners from low income families who arrive at a Rocketship school from

<sup>2</sup>In the 2011-12 school year, Rocketship had five schools open in San Jose, California, serving roughly 2,400 students

<sup>3</sup>SPI International is also currently engaged in an impact evaluation of Rocketship's blended learning model for the 2011-12 school year. The report, expected to be published in late 2012, will compare performance between Rocketship schools and a control group of similar schools

<sup>4</sup>Nearby district average of 803 is an average of the APIs for the elementary schools in Alum Rock Unified, San Jose Unified, and Franklin McKinley. The California API is for grades 2-6 only.

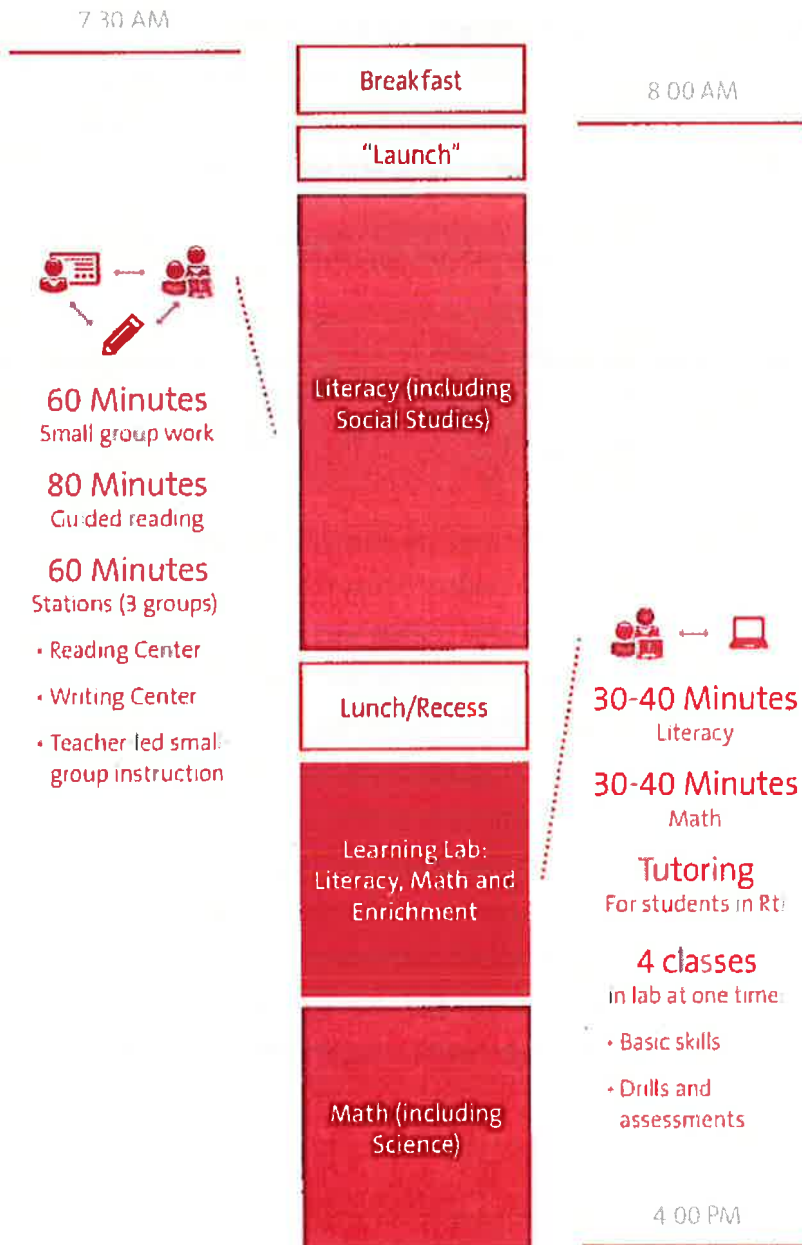
<sup>5</sup>Snow, C., Burns, S., Griffin, P. (1998) Preventing Reading Difficulties in Young Children. National Research Council.



Fig 1

## Rotational Blended Learning Model at Rocketship

Rotations will be explained in detail in the  
"Instructional Model" of the case study



half a year to a year and a half behind their peers, as measured by the NWEA MAP and DRA assessments.<sup>6</sup> Rocketship's goal is to prepare these students to score at the "proficient" or "advanced" levels by the time they leave Rocketship, so they are prepared to succeed in middle and high school and to graduate from a four-year college.

Rocketship's day is designed to support this goal. In each grade, students form heterogeneously grouped classes, and may be placed into small 'same level' groups for classroom instruction. Students benefit from an extended, 8:00am-4:00pm school day with a block schedule consisting of two 100-minute blocks of classroom-based literacy instruction (which also includes instruction in social studies and the arts), one 100-minute block of classroom-based math instruction (which also includes instruction in science), and a 100-minute block of Learning Lab. Thirty to forty minutes of that block are spent in structured play which Rocketship calls the Enrichment Center. The remaining sixty to seventy minutes are split between math and literacy activities, which students undertake on the computer. As Preston Smith, Rocketship's co-founder explains,

<sup>6</sup> Rocketship is transitioning to STEP literacy assessment in 2012-13.

the Learning Lab features programs that “can tell within the first few questions if a child knows the material - that way they can move up - or if a child doesn’t quite get the concept - they’ll move down a little bit. The opportunity to individualize their instruction and then adapt in real time is something we can’t do in our classrooms but you can do it with a computer.”<sup>7</sup> Also during this time, students who are placed into Tier II of Rocketship’s Response to Intervention (RtI) model receive small group tutoring, rather than online instruction.

Rocketship believes that through individualized instruction and blended learning, it can enable students who enter in kindergarten to achieve accelerated growth and perform above grade level by the time they depart Rocketship. That clarity of focus gives a Rocketship school “the ability to have everyone working toward the same goal,” as Joya Deutsch, Principal of Discovery Prep, describes it. Rocketship’s Learning Lab, RtI model, differentiated staffing approach, and innovative financial structure all contribute to and enable individualized instruction. The subsequent sections of this case study examine the instructional, operational, and financial dimensions of Rocketship Education’s blended model.

<sup>7</sup> Preston Smith’s comment is based on a video linked from the Rocketship site <http://vimeo.com/30557533>

# Instructional Model

Rocketship Education



# Instructional Model

Rocketship focuses on elementary school students based on research that shows that this age range presents the best opportunity for bringing students to grade level in literacy and math.

## Instructional Quick Facts

**MODEL** *K-5 Lab Rotation model*

**PEDAGOGICAL APPROACH** *Small group instruction with a strong focus on literacy and reading*

**INSTRUCTIONAL TIME** *30-40 daily blended minutes for Literacy and 30-40 for Math, 200 daily classroom minutes for Literacy and Social Studies and 100 daily classroom minutes for Math and Science*

**STUDENT TO ADULT RATIO** *On average, RMS has 24 students: 1 teacher during live instruction, while RDP has 26 students: 1 teacher.<sup>8</sup> There are 5 ILSEs to approximately 100 students in the Learning Lab.<sup>9</sup>*

**INSTRUCTIONAL ROLES** *Differentiated staffing model using Teachers and Individualized Learning Specialists supported by an Academic Dean and an Assistant Principal*

The model is designed with the expectation that students will arrive at Rocketship anywhere from half a year to one and a half years below grade level and strives to eliminate that gap by the end of second grade. As Rocketship schools seek to open fully enrolled in grades K-3, Rocketship schools also work with older students who may enter significantly below grade level. Overall, Rocketship endeavors to graduate its students at or above grade level, fulfilling the aspiration that “students graduate from fifth grade at Rocketship on a new trajectory.”<sup>10</sup>

To achieve this goal, Rocketship seeks to provide individualized instruction in three ways: in the classroom, online and via small group tutoring for students in their school's Response to Intervention (RtI) program (See Figure 2 for details). To determine how best to meet each student's needs, Rocketship relies on an extensive assessment system (See Appendix 2 for details). At the beginning of the year, students are placed into heterogeneously-grouped homerooms which travel together to daily Literacy/Social Studies and Math/Science periods, as well as to Learning Lab. Rocketship teachers review summative assessment data from the previous year and the results of the norm-referenced NWEA MAP in math and reading to understand their classes'

<sup>8</sup> Because teachers work with more than 1 class per day, to arrive at the average student to adult ratio for live instruction we divide the total enrollment by the total number of classes.

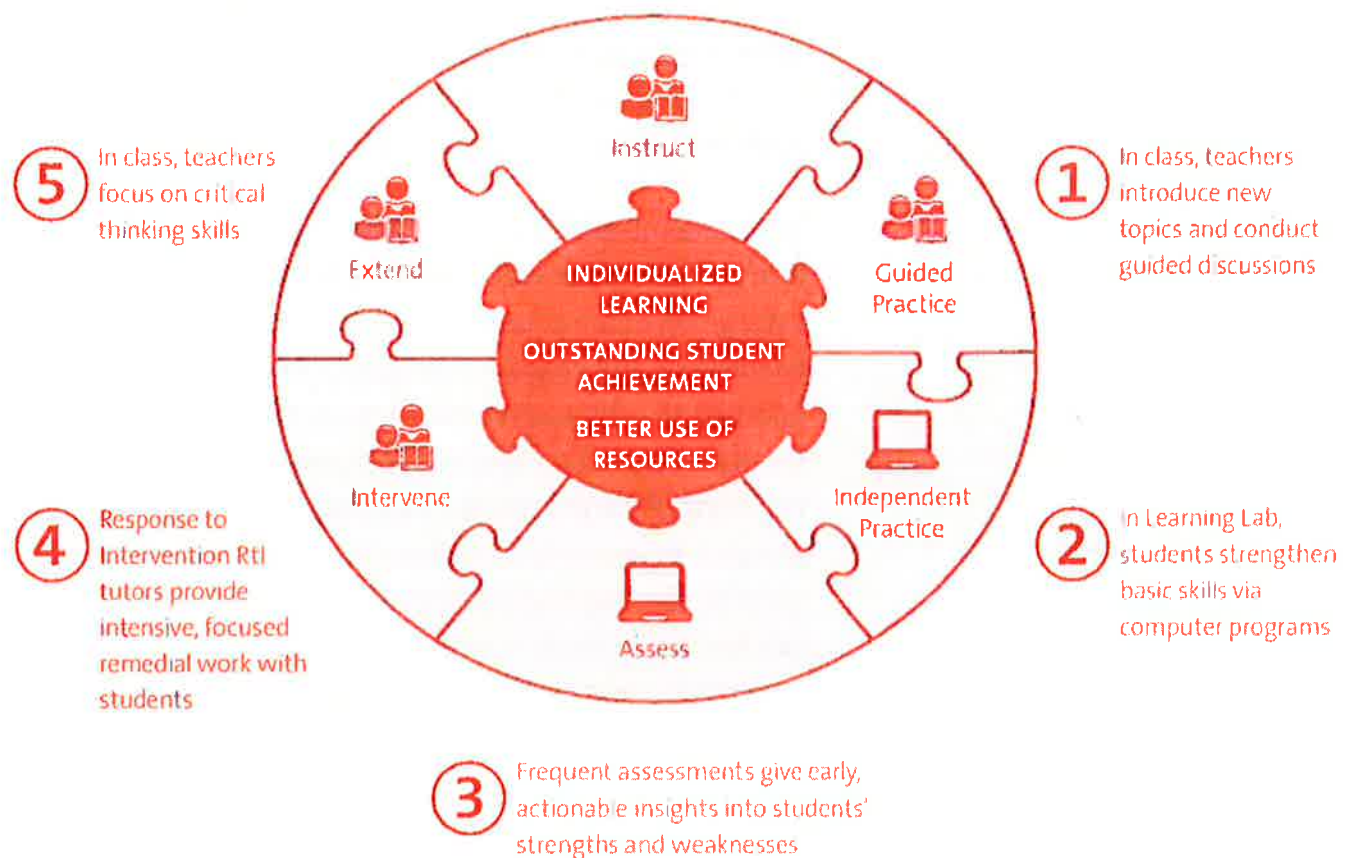
<sup>9</sup> At any given time there are four classes in the Learning Lab and so the actual ratio of ILSEs to students will vary based on which classes are in the room.

<sup>10</sup> Rocketship Website: [http://www.rsed.org/individualization/Student\\_Outcomes.cfm](http://www.rsed.org/individualization/Student_Outcomes.cfm)

current achievement levels. For more granular information on reading skills, students take the DRA assessment, and for math students take an internally developed math benchmark.<sup>11</sup> Teachers use data from these assessments to understand the baseline achievement of their students as well as specific areas of strength and weakness. Based on this data, teachers may place students

into small, homogeneously leveled groups for classroom instruction and may also recommend students for the school's Response to Intervention program. To assess whether students are on track to make targeted gains during the year the NWEA MAP assessment is administered in September, January, and June. Every eight weeks, Rocketship also administers assessments in reading and math.

Fig 2  
Rocketship Blended Learning Model and Individualized Instruction



<sup>11</sup>In 2012-13 Rocketship is transitioning to STEP (Strategic Teaching and Evaluation of Progress) from DRA (Developmental Reading Assessment) and to the Curriculum Associates benchmark from an internally developed math benchmark.

### Instructional Delivery:

#### *Extensive Use of Data Facilitates*

#### *Individualization During Live Instruction*

In most elementary schools teachers teach all or most subjects to a single class; in Rocketship schools, teachers focus on instruction of students in a few core subjects, more like secondary school teachers. This means that rather than remaining in one classroom with one teacher, as in the traditional elementary school model, Rocketeers, as the students are known, travel from classroom to classroom throughout the day and it is the teachers who remain in the same classroom. As John Danner, Rocketship's co-founder explains it, having teachers focus on specific subjects means that "...they start to get really good at teaching literacy and really good at teaching math because they are doing it all day long with multiple kids, [and] they start to see the same patterns."<sup>17</sup> Students attend a daily double block of literacy and social studies instruction and a single 100-minute period of math and science instruction. Rocketship schools work hard to ensure that transitions from one class to another are quiet, orderly and quick, requiring students to practice them extensively early in the school year.

Classroom instruction is individualized through 'same level' grouping within the classroom, the preparation of different lessons for each group, and additional small group time for students who are struggling. The standard Rocketship instructional approach is for teachers to plan their lessons for at least three groups of students, who are focusing on

different daily goals appropriate for their current level of mastery as they strive to meet the same overall grade-level standards. Sometimes the teacher delivers instruction to the entire class at once and at other points, the class breaks up into three groups, with two groups working on activities at stations and one receiving teacher-led instruction. Student groupings are adjusted at least every eight weeks using the results of bi-monthly assessments.

#### **Approach to Small Group Instruction**

Small group instruction is one method used by Rocketship teachers to ensure that all students are working at their current level of mastery in pursuit of the same overall classroom goal. For a first grade lesson on two-digit subtraction, the teacher may choose to introduce the concept to the whole class at once, and then break students into deliberate, pre-determined groups for time at strategically chosen learning centers. Several students may travel to one table where the teacher meets them to review a lesson on simple subtraction with them that they did not master last week. Another group of students, ready for a preview of next week's topic, may move to a cluster of tables by the classroom cabinets for an experiential lesson on measurement. This group may be given the task of measuring objects around the classroom - the desk, the bookshelf, the cabinets, even their pencils - and then recording their findings with the correct unit of measurement, checking each others' work as they go. Across the room, yet another group of students may be given time to practice subtraction and addition by "fishing" for math

<sup>17</sup>Comments from John Danner are based on a video linked from the Rocketship site <http://vimeo.com/30557533>

problems. To set the stage, the teacher transforms an area of the classroom carpet into a pond, and students pick up a paper fish with a two digit subtraction or addition problem on it. After they've "fished" for the problem, they solve it together, and throw the fish back so the next student can take her turn. This approach to instruction plays out in different ways in classrooms across the Rocketship network, but the goal is the same: to enable students at Rocketship to spend time in the classroom actively learning at their own developmental level.

To facilitate this adjustment, and to inform the overall instructional approach taken in each classroom, teachers, Individualized Learning Specialists and school leaders review and discuss these bi-monthly assessments during Data Day. This day-long meeting is used for early identification of at-risk and high-performing students. Teachers present their updated assessment walls (a method of visually mapping the progress of each student in the class), and confer with the Academic Dean, the Assistant Principal<sup>13</sup> and the Principal to identify trends, strengths and concerns. Teachers also use the assessment walls to share challenges and successes and collaborate in planning next steps for individual students and classes. Finally, teachers complete their Data Analysis Form which requires each teacher to track the student data from their interim assessments, identify positive trends and challenges, and then identify specific 'bellwether' students and specific 'focus' students. Bellwether students are chosen to reflect different groups of

students in the classroom, and their progress will act as an indicator of whether specific approaches or interventions created for similar students in the class are having the desired effect. The teacher may assess these students more frequently in order to understand how the group of students represented by the bellwether student may be progressing. Teachers usually identify 3-4 bellwether students in each class during each Data Day. Focus students are those students who are struggling the most and may be in need of specific additional interventions. For these students, the teacher plans additional support and differentiation that can help accelerate their growth.

The Individualized Learning Specialists look at school-wide and classroom data alongside teachers and also review the growth data of students who were placed in RtI in previous cycles. Students may be moved from one RtI tier to another based on the results of this analysis. In addition to the bi-monthly Data Day, staff has an early dismissal day once a week. Subject area teachers use this time (each Friday from 2 to 5pm) to compare student data, discuss students, and discuss instructional strategies, interventions and enrichment.

#### Role of Online Instruction:

*Technology provides a complementary, and customized, learning experience for each student in the Learning Lab.*

The Learning Lab is a dedicated multi-purpose room<sup>14</sup> that can accommodate up to four<sup>15</sup> classes of students at once and is staffed by a team of five

<sup>13</sup> These roles are explained more fully in the Operational Model section.

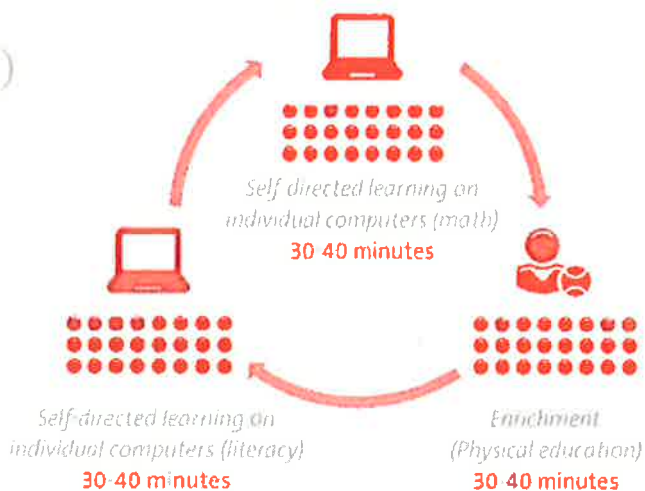
<sup>14</sup> Rocketship constructs its own new school facility for each school that it opens.

<sup>15</sup> Beginning in 2012-13, Learning Labs will serve up to 130 students at any given time and be staffed by 6 ILSES.

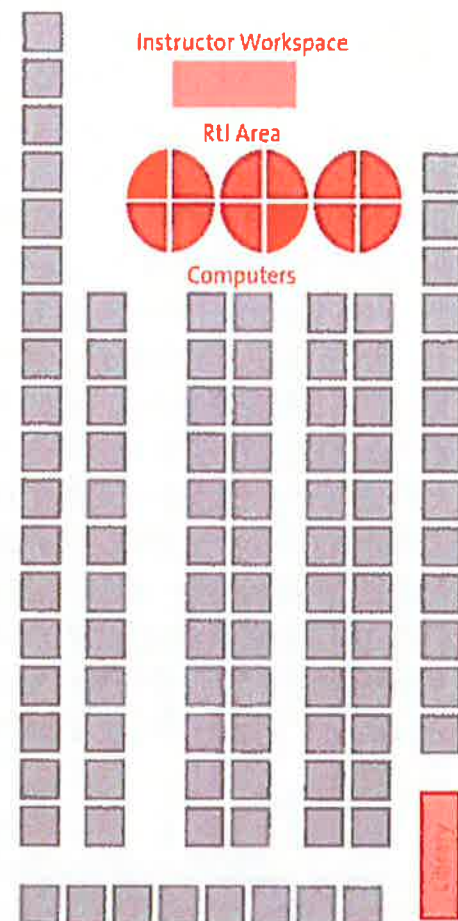
Individualized Learning Specialists (ILSes). Classes of students cycle in and out of the Learning Lab over the course of the day, depending on their block schedule. The schedule is staggered so that classes are coming and going from the Learning Lab in 40-minute intervals. These transitions are well-rehearsed and carefully monitored by staff with each incoming class lining up along the wall near the door to the Learning Lab and entering when the students are quiet and in a straight line.

During each student's 100 minute Learning Lab block, he or she rotates between online instruction, the Enrichment Center (e.g. physical education) and time with small group tutors, for those students who are selected for the Response to Intervention (RtI) program (See next section for details). Figure 3 outlines the flow of student time in the Learning Lab, and demonstrates how the room's physical layout supports the various activities students undertake while in the Learning Lab.

Fig 3  
Blended Learning Rotation



Learning Lab Setup, Rocketship Discovery Prep



In Rocketship's 100 minute Learning Lab block, multiple classes rotate through online instruction and enrichment. Students in the RtI program will go to small group tutoring in the RtI area instead of online instruction.



In the Learning Lab each student<sup>16</sup> has a computer and accesses web-based online curricula focused on building skills in math and literacy. (See Appendix 2 for a complete list of digital content). When students enter the lab, they sit down in front of the computer assigned to them, put on their headphones, and log in. Students progress through a single sign-on process (See Figure 4) in which they pick their school, class, name and then an icon which serves as their password. The system then calls up the program to which they are assigned and serves up the first lesson. The extent to which a student's online experience parallels instruction received in the classroom varies. Some programs are entirely adaptive, which means that the program guides the student based on its own scope and sequence and definition of mastery. Others offer more 'assignability', which affords Rocketship somewhat greater control over the particular lessons to which students are assigned at any given time. In these cases, Rocketship works with the vendor to map individual lessons within the online program to units of study in the classroom. The CMO then shares the year's expected pace of classroom instruction so that the online programs cue up lessons roughly related to the goals of the unit teachers are covering at that time. Because students work at their own pace during the online lessons, Rocketship's aspiration is that the online programs will create individualized pathways for each student to support them in mastering the same standards to which they are exposed in the classroom. While some

progress was made during the 2011-12 school year, work will continue in the year ahead with the goal of creating an ever more consistent alignment of online and teacher-led instruction over time.

Students will spend about two-thirds of their time in Learning Lab working with online math and literacy instruction. For additional literacy practice, students may spend a portion of their time on independent reading. The Lab contains a leveled reading library, and students may choose a book appropriate for them and complete Renaissance Learning's *Accelerated Reader* reading comprehension quizzes to demonstrate their understanding of what they have read. No matter what they are working on, the goal of time spent in the Learning Lab is for students to have the chance to work on those skills and concepts most applicable to their particular ability level.

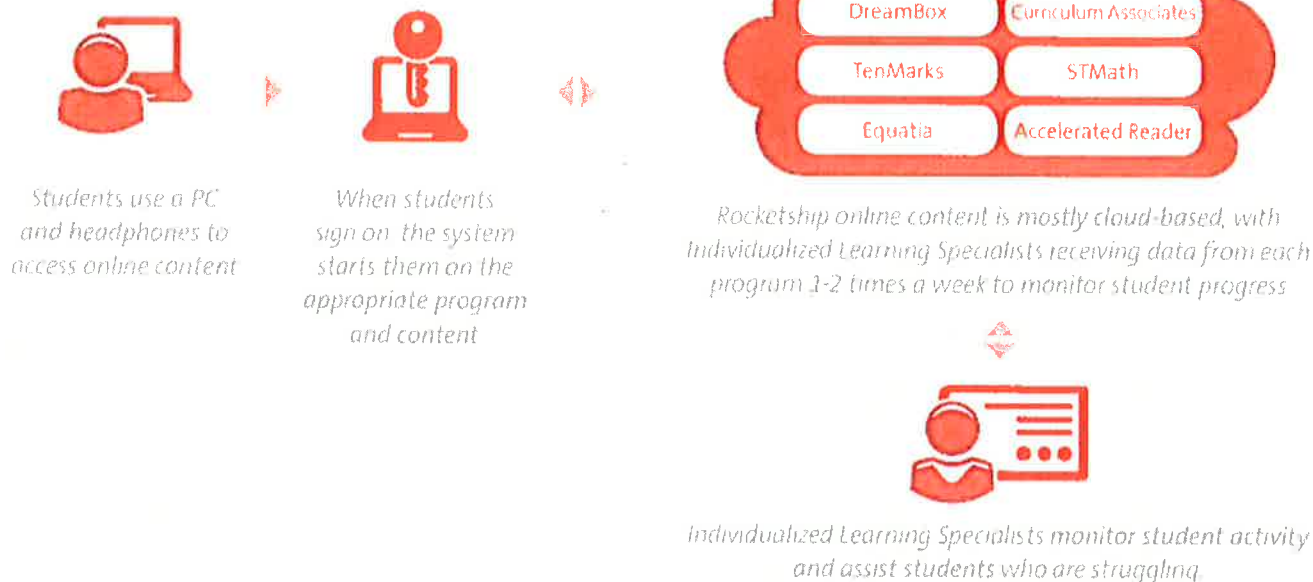
#### Supporting Special Populations:

*Small group tutoring during Learning Lab provides struggling students with additional support*

For struggling students – which may be 20-25% of Rocketeers at any given time - Rocketship uses a Response to Intervention (RTI) model, a process for supporting high needs students that uses frequent assessments and early warning signs to identify when students start falling behind in order to provide appropriate supports. Students are placed into RTI and assigned a 'tier', based on teacher analysis of assessment results. While Tier I includes

<sup>16</sup>As noted in the section on Supporting Special Populations, students involved in RTI spend time with their small group tutors instead of online. These students are encouraged to make up their online instruction time either before or after school, although it is not a requirement.

Fig 4  
Computer-based Learning  
System at Rocketship



all students making adequate progress, Tiers II and III denote those students in need of additional assistance. Tier II students receive moderate supports either in the classroom, which may include assignment to a specific guided reading group or math center during classroom instruction and/or outside the classroom, which may include time with an ILS in small group tutoring during Learning Lab. Tier III students receive intensive supports outside the classroom. If these interventions fail to enable a student to make adequate progress, the student is referred to the special education (SPED) team. The bi-monthly Data Days (described in the Operations section) provide an opportunity to assess students' progress and move them from one tier to another.

### Innovative technology supports critical instructional decisions

Once Tier II students are assigned to small group tutoring during Learning Lab, technology works behind the scenes to ensure the optimal use of their time with the ILSes. The RISE online system recommends student groupings based on the most recent literacy and math benchmark data, which is updated every eight weeks. Assistant Principals, who manage the teams of ILSes at each school, may then view these recommended student groupings and modify them based on additional assessment data which is available as they 'hover' over each student's record online. For example, an Assistant Principal (AP) may discover that while all students

in a recommended group share a reading level, some of them struggle more with decoding and others with reading comprehension. The AP may then decide to modify the groupings so that the students are grouped by the particular skill (e.g. decoding) that they need to work on rather than by reading level. Once the groups are set, RISE notifies teachers and ILSEs of the new groups, prompting teachers to log in to add any additional qualitative comments to each student's Individual Learning Plan (ILP). When the ILSEs log into their portal, they will then see the groups of students assigned to them, detailed information on each student via their ILP, and the curriculum recommended for use with each group. As the ILSEs prepare to work with students during the eight week cycle from this largely scripted curriculum, they may reach out directly to teachers to gain additional insights on how best to meet their students' needs. Although small group tutoring is delivered in person and informed by personal interactions among the Rocketship staff, technology supports the process by ensuring that the decisions made along the way are based on the latest data available for each student.

#### Role of the Instructors:

*Teacher specialization and differentiated staff model allow staff to build expertise quickly and recognize issues sooner*

While in traditional elementary schools, one teacher typically handles all subjects for a single classroom of students, the Rocketship Public School Model is built on the belief that instruction is most effective when teachers are subject-matter specialists.

Literacy instruction is integrated with social studies instruction and math instruction is integrated with science instruction. All of Rocketship's teachers have multiple subject credentials yet teach fewer subjects with the potential to improve their instructional practice more quickly. As Julie Kowal and Dana Brinson note in their report "Beyond Classroom Walls: Developing Innovative Work Roles for Teachers", "teachers who work in literacy and social studies, for example, teach their lessons to two groups of students each day, doubling their exposure to those topics and allowing teachers much more intensive practice each year. Teachers in the math and science content area present their lessons four times each day, quadrupling their exposure and practice in the first year. Teachers—especially those new to the profession—improve their craft and their subject matter knowledge much more quickly as a result of this extra exposure."<sup>12</sup>

Individualized Learning Specialists (ILSEs) play a critical role as well in the Rocketship model. 5 ILSEs, who are full-time, non-credentialed, hourly instructional staff, manage each of Rocketship's Learning Labs. The ILSEs supervise up to 4 classes at a time, providing support and 1-on-1 coaching for students during online learning based on their own observations as well as student productivity data from the last few days. In addition, ILSEs bear primary responsibility for delivering small group tutoring to Tier II students as part of Rocketship's RtI program.

<sup>12</sup> Kowal, J. and Brinson, D. "Beyond Classroom Walls: Developing Innovative Work Roles for Teachers," Center for American Progress, April 2011, p 8

# Operational Model

Rocketship Education

# Operational Model

Rocketship has developed an approach to individualizing instruction that uses fewer teachers and classrooms than the traditional classroom model. Time in the Learning Lab enables this instructional approach, but there are a number of other elements that are also important.

These include Rocketship's differentiated staffing structure, extensive professional development and coaching, a unique approach to developing school facilities and a cloud-based IT infrastructure. Rocketship's approach to, and experience with, managing the challenges of data integration is also described here.

## Human Capital:

*Differentiated staffing model enables greater specialization to meet student needs*

A critical component of the Rocketship Public School Model is its differentiated staffing approach. There are two distinct staff roles at a Rocketship school: teachers and Individualized Learning Specialists (ILSes). Teachers are certificated and specialize in either math and science or literacy and social studies. Rocketship's teaching staff is composed mostly of teachers early in their careers with less than five years of experience. Of the 16 classroom teachers on staff in each fully enrolled school, Rocketship aims to recruit four incoming Teach

Fig 5

## Differentiated Staffing Model

*The FTE count for each position reflect a fully enrolled Rocketship school.*

### Teacher (16 FTE)

- Certified teacher
- Specialized in either Literacy/Social Studies or Math/Science
- Leads full-class or small-group instruction
- Can progress on Rocketship career path

### Individualized Learning Specialist (5 FTE)

- Non-certified, hourly, full time staff
- Provides support and coaching for online learning and delivers small group tutoring intervention for students in RII
- Reports to Assistant Principal

For America (TFA) corps members per school each year. This means that Rocketship expects 50% of an established school's classroom teachers to be current TFA corps members. Other teachers are TFA alumni or recruits from regional school districts.

The Learning Lab is staffed by five ILSes, who are non-certificated, full-time, non-exempt, hourly instructional staff. The ILSes play a critical role in Rocketship's instructional model, as they oversee the culture and effectiveness of the daily Learning Lab operation, serve as computer-based learning coaches and provide Tier II RtI instruction directly to students in small groups. In addition to their responsibilities in the lab, ILSes begin their day with the Rocketship students at Launch, the official beginning of the Rocketship day. Launch is a 15 minute all-school session in which Rocketship staff takes care of daily business such as announcements and may also lead the Rocketeers in a song or other activity to focus them on the school's core values. Although not required to do so, some ILSes may take on the additional task of supervising arrival and/or dismissal, which affords them the opportunity to interact directly with students' families.

Rocketship's human capital structure and use of online learning contribute to efficiencies in its financial model (*see Financial Model for details*) which allow the CMO to make what it believes to be critical investments in its people. Each school has a full-time Academic Dean, in addition to an Assistant

Principal. Veteran Rocketship teachers receive a base salary roughly 10% higher than comparably experienced teachers in neighboring districts, and all teachers and school leaders are eligible for performance-based bonuses. The Academic Dean and Assistant Principal positions are also part of Rocketship's Leadership Development Program, which provides a career ladder for teachers to grow into roles as Academic Deans, Assistant Principals, and Principals. Due to Rocketship's plans for rapid growth and expansion, they work deliberately to develop a pipeline of exceptional school leaders.

Each member of a school's three-person leadership team plays a very specific role. The Principal is the school leader and is responsible for attaining the school's student achievement goals, instilling the Rocketship culture in students, teachers and parents, developing other leaders and coaching teachers. The Assistant Principal (AP) manages the Learning Lab and all of the hourly staff, including Individualized Learning Specialists and Enrichment Center coordinators, and is responsible for key components of school culture including arrival and dismissal, transitions, lunch and recess. The AP also directly coaches a small number of classroom teachers. The Academic Dean is focused full-time on implementing Rocketship's academic systems and on mentoring teachers to improve their effectiveness. The Academic Dean is responsible for teacher coaching and professional development.

**Professional Development:**

*Robust coaching and collaboration provides support to new teaching staff*

Rocketship's early-career teaching staff requires strong supports to achieve the goals that Rocketship has articulated for itself. This support comes in a number of forms, including ongoing coaching by the Academic Dean and other school leaders, summer professional development before the school

year commences, and ongoing school-based and network-wide professional development during the school year, including weekly, bi-monthly and annual meetings as well as subject matter professional development based on research and best practices. Over the course of a school year, this adds up to almost three weeks of dedicated staff professional development time. Data analysis and individualized learning are critical parts of teacher professional

Fig. 6

### Rocketship's Approach to Professional Development

## Rocketship Professional Development

### WEEKLY

Every Friday, Rocketship dismisses its students at 2:00 pm, and the full teaching staff meets for three hours of professional development. The Individualized Learning Specialists participate for two hours of this time. The Academic Dean plans and facilitates these meetings, which cover topics ranging from reflection on student data to improving classroom management strategies to planning the next Science unit.

### POST-ASSESSMENT "DATA DAYS"

Every eight weeks, after Rocketship students take their interim assessments, the schools have a full day of professional development focused on the analysis of interim assessment data. Teachers review student data and plan for the next cycle in multiple ways including using RISE, an online system which tracks individual student and class level results; the Assessment Wall, which visually charts student and group grade level performance; and the Data Analysis Form, which allows teachers to dig deeper into the causes of specific students' results and plan out solutions. Classroom groupings for guided reading are also modified during these meetings.

development, as detailed in Figure 6.

#### Facilities:

*New, purpose-built school buildings facilitate lab rotation blended learning approach*

Rocketship's innovative approach to facilities is guided by the idea that learning is best served when students are in a new building that meets their needs from the first day the school is open. As Rocketship Vice President of Treasury Rich Billings observes, "We don't want to have our schools open in a temporary incubation site, as we think it has the potential to send a message to students about the value of their education. We think underserved students deserve to be educated in buildings that they and their community can be proud of; brand new buildings upon opening, which provide a different kind of signaling effect." Rocketship's affiliate Launchpad Development Company acquires the land and builds each school. Each school then pays Launchpad an annual rent payment that currently represents 16% of each school's revenues, on average. This approach ensures that each school has the large multi-purpose room that is required for the Leaning Lab and gives Rocketship control over many other aspects of the building infrastructure that are critical to blended learning, such as electrical and information technology, and the Rocketship culture, such as an outdoor area for lunch, physical education and recess.

#### Role of the CMO:

*The CMO manages most business operations and develops systems that are implemented at the school level*

As a national Charter Management Organization, Rocketship will operate seven elementary schools in San Jose in 2012-13 with a staff of about 38. During the development phase of a school, the CMO creates the charter document and handles the charter application process. As discussed above, Launchpad, an affiliate of the CMO, manages the task of securing adequate and affordable facilities.

Once a school is launched, the Rocketship National Office provides ongoing assistance in the following areas:<sup>19</sup>

- Training and mentoring for the Principal, Assistant Principal, and Academic Dean
- Operational training and support for the school Office Manager
- Support for real estate, finance, IT, Special Education, compliance, and legal issues
- Research and development around the instructional model
- Systematic coaching of teachers and school leaders
- Support for parent empowerment

<sup>19</sup> In 2012-13 a formal regional structure, the Regional Support Office, is in place and will provide some of these supports.



Rocketship's National Office plays a large role in the selection and development of curricula. The Learning Lab curriculum is selected and supported by the Individualization Team at the national level. Decisions about assessments are also made at the national level. The National Office also provides each school with a set of critical systems and trains school staff on how to use them. These systems include reporting and compliance, budgeting and financial management, operations management, teacher recruiting, and teacher professional development, among others. To sustain its work, the CMO charges each school a fee of 15% of revenues.

As Rocketship grows, the role of the CMO is evolving. According to Carolyn Davies, Rocketship's Director of Operations, "When I first joined, we were thinking of taking everything beside instruction off the schools' plates. But that's not efficient. There should be a balance of operations on the ground and at the CMO level." With planned expansion to other regions, Rocketship is working to build a regional layer of operations between the national office and the schools. The schools will, as now, maintain a minimum level of operations functions, the Regional Support Office will provide most of the on-the-ground support that the National Office currently provides and the National Office will focus on systems design and quality control and assurance to ensure that schools are financially sound, legally compliant and academically outstanding.

#### Technology:

*Cloud infrastructure requires little in the way of in-building IT support*

Rocketship has opted to locate all of its online learning programs in the cloud, enabling it to operate with less IT infrastructure in each school building. Servers are still required to house data from certain student information systems (e.g., meals data), but all of the online curricula is web-based. Rocketship made a decision early on to use cloud-based services whenever they were available to minimize both infrastructure and staff costs. IT staff consists of one part-time, hourly IT support person for each school (a local college student who works about 10 hours a week). The upfront investment required to set up a Learning Lab is in the \$70,000 range, including approximately \$35,000 for PCs, \$20,000 for a leveled library, and \$15,000 for furniture.

#### Data Integration:

*Data portability from Learning Lab to classroom is a challenge*

Rocketship collects very detailed data about each student's academic progress from two main sources: its system of classroom assessments, and online programs in use in the Learning Lab. The classroom data include formative and summative assessments, quizzes and benchmarks, while the available online learning data varies by program.

The classroom assessment data is the focus of the professional development activities noted earlier, and is the main source of information for determining placements into and out of the RTI program and for creating small groups in the classroom.

Creating a relevant and easily accessible flow of online data that may be routinely used in making instructional decisions is more difficult. This is due in part to a lack of standards alignment across programs, and in part to the lack of commonly agreed upon methods for exchanging data. Online learning providers have also not had systems in place to report out some important usage data, like time spent on standards. Finally, there is no common definition of mastery across online programs. This means, for example, that when one program reports that a student has mastered fractions, this conclusion may not be shared by other online programs or by Rocketship's own system of classroom assessments. Taken together, these issues mean that it has been difficult for Rocketship teachers to access the sort of consistent and reliable data on student progress towards the mastery of standards that they would use to directly drive classroom instruction. Instead, the data that teachers currently access is most useful for showing which students are on task, which can be helpful in motivating students and managing student behavior.

In addition, the data streams from the classroom and online programs are not automatically

integrated, requiring a manual data entry process and collaborative conversations between teachers and Individualized Learning Specialists to find the connections at the student level. As Kate Coxon, Director of the Individualization team, notes, "The big challenge is making sure that the data coming from multiple sources is aligned and easy to access: not all programs report student mastery in the same way and our ILSs, teachers, and school leaders are eager for tools that make it easy to combine data from multiple sources in order to use it to plan for instruction." The net effect is that instruction in the classroom and in the Learning Lab operates largely independently from one another. According to Discovery Prep principal Joya Deutsch, "The Learning Lab data feels like an intrinsically useful but still separate track from the classroom instruction. It reinforces skills and provides acceleration for the top and bottom quintiles."

Rocketship believes that solving this challenge and creating a tight integration between the classroom and Learning Lab is essential for maximizing the potential of its blended learning model. Thus, Rocketship began work in 2011-12 to create a technical infrastructure that could truly unify the classroom and the Learning Lab and help demonstrate the importance of technical integration for effective blended learning models. The team initially determined that custom development with an external vendor, rather than the purchase of an existing product, would be the most effective means to achieve this goal and so worked to build the Rocketship Individualized

Scheduling Engine (RISE). RISE was designed to work with the Blended Learning Infrastructure (BLI) developed by the Gates Foundation, allowing the addition of a single sign on (SSO) for students, as well as the automation of account provisioning and creation. This eliminated two historical logistic hurdles of managing student logins and manually enrolling and editing student accounts.

Key pieces of functionality for the 2011-12 school year included five main elements:

- a student portal, to allow students to sign into each of their online learning programs
- an assessment/assignment engine, to gather important data for student placement within programs
- a teacher/leader portal, to display classroom assessment data
- a small group tutor scheduling engine, which proposes small groups for tutoring based on students' assessment results
- an ILS portal, to display academic data and curricula used for tutoring lessons.

Even with the improvements made to the RISE technical infrastructure throughout 2011-12, Rocketship feels that data integration and scheduling capabilities are still far from their ultimate vision. Going forward, RISE's role will be less prominent, as Rocketship enters into a partnership with Junyo, an external provider which will provide the technical infrastructure and data integration between Rocketship's various systems and online programs.

# Financial Model

Rocketship Education

# Financial Model

Rocketship schools are sustainable on public revenues in the first year of operation.

Rocketship built its model with an eye towards academic achievement and rapid expansion. In order to meet these twin goals, Rocketship creates schools that enable individualized learning, deliver strong student outcomes<sup>1</sup> and are sustainable without philanthropic dollars from their first year of operation in California, the state with the fourth-lowest per-student funding in the nation.<sup>2</sup> One critical enabler of the model from a financial perspective is the Learning Lab, which allows up to students from up to four classes to be supported by non-credentialed staff for the 100 minute period each day. Rocketship can therefore reduce its credentialed teaching staff from 21 to 16 per school and build each school with five fewer classrooms than it would otherwise require.

## Financial Impact of Blended Learning per pupil

### FINANCIAL BENEFIT

- + \$778 Reduction in size of teaching staff by 5 FTEs
- + \$616 Reduction in average teacher salary due to tenure mix
- + \$165 Reduction in number of classrooms from 21 to 16

### ADDED COST

- \$241 Teacher salary premium
- \$169 Academic Dean (salary and benefits)
- \$299 Individualized Learning Specialists
- \$100 Online learning and other software

### POTENTIAL REINVESTMENT

- = \$750 Per pupil saving 2011-12
- Does not include upfront investments

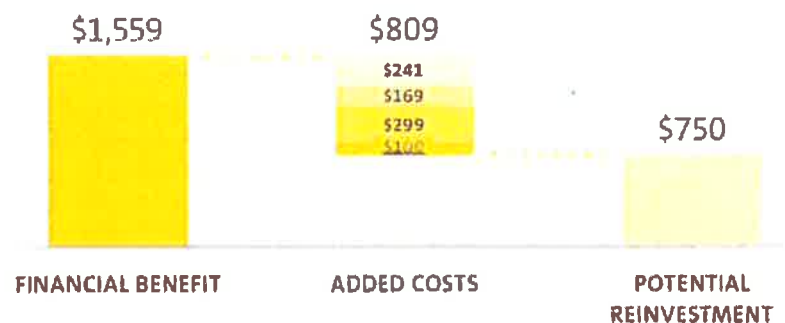
## Upfront Investments

(Year 0)



■ Learning Lab

2011 – 12 Ongoing Financial Benefit and Added Costs (per pupil, based on figures and projected student enrollment from an hypothetical, fully enrolled school in its third year of operation)



<sup>1</sup>SRI International is currently engaged in an impact evaluation of Rocketship’s blended learning model for the 2011-12 school year. The report is expected to be published in late 2012.

<sup>2</sup>Quality Counts 2012, Education Week, January 2012

Rocketship reallocates the efficiencies gained from the Rocketship Public School Model into attracting and retaining talented staff and individualizing instruction in the following ways:

- higher salaries and performance bonuses for the teaching staff
- support systems for teachers, including an Academic Dean, Assistant Principal, and professional development
- an extensive Response to Intervention program
- Individualized Learning Specialists
- digital content and online curricula
- brand new facilities

Figure 6 illustrates Rocketship's financial model using figures and projected student enrollment from an hypothetical, fully enrolled school in its third year of operation.

#### Upfront Investments in Blended Learning

As all Rocketship schools open on its blended learning model, it is difficult to separate the upfront investments for blended learning from those required to open the school. Perhaps the costs most unique to the blended model are those

required to set up the Learning Lab. Each school's lab requires an investment of \$70,000, including approximately \$35,000 for PCs, \$20,000 for a leveled library, and \$15,000 for furniture. Since each school opened to date has been new construction, the facility can be designed to the exact needs of the Rocketship model (e.g., with a multi-purpose room of the appropriate size to house the Learning Lab, and with the necessary electrical and IT systems), so there are no additional costs to update facilities to accommodate blended learning. This would potentially be a significant source of upfront costs for schools that are implementing a similar model in existing facilities. Additional pre-opening expenses include fees to the Rocketship National and Regional offices.

#### Ongoing Additional Costs due to Blended Learning

Beyond the upfront investments required to implement a blended learning model, Rocketship invests heavily in teacher and staff compensation and bonuses, in teacher support in the form of an Academic Dean and ongoing professional development, and in individualization, which includes online content as well as additional staff (Individualized Learning Specialists). Rocketship seeks to compensate its veteran teachers at an approximately 10% premium relative to neighboring

A hypothetical school's financial structure is used to here to illustrate the Rocketship model. As schools have the financial flexibility to make allocations between budget categories to map to their annual plans, any one school will vary from this model. With respect to RMS specifically, the school is smaller than the model K-5 school due to capacity constraints at the facility, and has access to revenue streams unique to its particular situation. Therefore, using its financials here would not give a representative picture of Rocketship overall. The projected student enrollment for a Year 3, fully enrolled school in 2011-12 is also used here, which is 546 students. For purposes of comparison, RMS' enrollment last year was 507 students and Rocketship Si Se Puede (RSSP), the other K-5, fully enrolled school, had 558 students.

school districts, and all teachers and school leaders are eligible for additional compensation in the form of performance-based bonuses. The Academic Dean is an additional position whose primary role is to provide coaching and professional development to the teaching staff. This role adds an additional school leader relative to a traditional K-5 school, which may only have a principal and assistant principal. Finally, Rocketship must buy online content for the Learning Lab and incurs an additional expense for the Individualized Learning Specialists, who are needed to run the Learning Lab.

### Ongoing Financial Benefit Due to Blended Learning

There are three main sources of financial benefit from the Rocketship model: reduced credentialed teaching staff, a relatively junior teaching staff and fewer classrooms. As the Rocketship model operates with five fewer teachers than a comparable district school, the CMO is able to save about \$425,000 per year per school. Having five fewer classrooms results in a savings of about \$90,000 per year per school. Finally, Rocketship's goal that 50% of an established school's classroom teachers be TFA corps members

may result in a staff that is more junior, and thus less expensive, than that of a typical school. Rocketship calculates the potential financial benefit of its staffing mix to be approximately \$336,000 per school per year.

As Rocketship expands, it must consider how this school level model translates into a regional model. Rocketship requires \$3.5 million dollars in philanthropic funding to start up each new region. This funds regional start-up activities (both national and regional support), including the cost of starting the schools in that region. Once Rocketship has eight schools operating in a region, the regional support organization is sustainable on management fees from the schools and can open additional schools without further fundraising.

- The cost of this goal to Rocketship is estimated by taking 10% of average Rocketship veteran teacher salary plus 7% payroll benefits as projected by the school model.
- The estimate of teacher performance bonuses in this analysis is derived by computing a 10% premium plus 7% payroll taxes against the average Rocketship TFA Corps Member base salary and an average Rocketship veteran teacher base salary as projected by the school model. It is assumed that 50% of teachers will be TFA Corps Members. School leader bonuses are not included here due to the difficulty of comparing principal compensation to traditional district schools.
- Rocketship estimates that an average district teacher is compensated at \$85,000 per year.
- Rocketship estimates that an average classroom costs \$18,000 per year in incremental rent.
- This estimate assumes an average district teacher compensation of \$85,000 per year, and compares it to an average Rocketship TFA Corps Member total compensation and an average Rocketship veteran teacher total compensation as projected by the school model. It is assumed that 50% of teachers will be TFA Corps Members.

# Lessons Learned

Rocketship Education



# Lessons Learned

With its longest-established school now in its fifth year of operation and having opened four additional schools subsequently, Rocketship has fine-tuned the Rocketship Public School Model and has shown strong results for its students on the California state assessments. In the 2010-2011 school year, Rocketship Mateo Sheedy earned an API score of 892, the highest of any low-income elementary school in Santa Clara County. Rocketship Si Se Puede earned an API score of 859, the third highest of all low-income elementary schools in Santa Clara County. Rocketship Los Suenos earned an API score of 839 in its first year of operation, the eighth highest of all low-income elementary schools in Santa Clara County.<sup>27</sup>

**Success Factors for Blended Learning at Rocketship Education:** While there are many elements of Rocketship's program that have contributed to these results, Rocketship leadership and staff point to several success factors that are related to Rocketship's approach to individualized education:

**1. Online learning is one enabling element in a rigorously conceived approach to individualized learning:** Technology has a direct impact on individualization in Rocketship's model, but equally important is the human element. Teachers, with strong coaching, are expected and able

to differentiate instruction in the classroom on a daily basis. In literacy block this is often in the form of guided reading groups and in math block with centers and math review board. In Learning Lab, Individualized Learning Specialists provide individual or small group support to students who are struggling the most. While online learning is a key piece in an intricately assembled mechanism whose overall goal is individualization, it is not expected to bear the burden of individualizing education alone.

**2. Intense focus on hiring and developing excellent teachers and school leaders:** Given Rocketship's intention that teachers focus more on higher-order thinking skills and less basic skills, it is critical that Rocketship teachers be effective in the classroom. Increased compensation and performance bonuses are one way that Rocketship attracts talent. In requiring fewer teachers, Rocketship can be more selective in hiring new teachers. Finally, a clear career path and extensive professional development helps Rocketship retain teachers (and school leaders) once they are hired. The position of Academic Dean is devoted solely to teacher development. School leaders also receive a significant amount of parallel support and professional development from the Regional and National offices.

<sup>27</sup> SRI International is also currently engaged in an impact evaluation of Rocketship's blended learning model for the 2011-12 school year. The report, expected to be published in late 2012, will compare performance between Rocketship schools and a control group of similar schools.

**3. Cloud-based infrastructure greatly simplifies management of the Learning Lab:** Multiple Rocketship staff members highlighted the importance of Rocketship's decision, after initial struggles with a server-based approach, to use cloud computing rather than servers to house its software. This is a decision that must be made early in the planning process, but it has several advantages. Cloud computing requires minimal on-site IT staff, usually just a part-time local college student. Cloud computing makes software updates much less labor intensive. Finally, it allows for the use of inexpensive and easy-to-maintain PCs that only require an internet connection rather than more complicated and expensive laptops or desktops. This "asset-light" strategy has enabled Rocketship to avoid costs and they encourage others to consider a similar approach.

**Lessons Learned for Blended Learning at Rocketship Education** Rocketship staff have a firm belief in the power of their model to transform education for underserved students, but also recognize several lessons learned and ongoing challenges from their first five years of operations. These include:

**1. Available software is still limited, especially with respect to data reporting:** The software programs used in Learning Lab each provide program-specific reports, but Rocketship staff have found that the reports are not granular enough and that it is difficult to integrate data from multiple programs if it is not reported in a central place. Even at this

point, the software generally does not provide the level of reporting that is needed, especially on the literacy side, or in ways that are aligned with what is being taught in the classroom.

**2. Data integration remains a challenge:** Despite ongoing development work on RISE, Rocketship has still struggled to integrate its online data with classroom instruction. While there is currently some information flow in both directions, online data is still not fully utilized to inform instruction or student grouping on a regular basis. Rocketship is devoting significant resources to addressing this issue, both through continued work with software vendors and through its partnership with Junyo, a new learning analytics company. Through this partnership, Rocketship aspires to provide fully integrated online data reports as well as greater ability to assign and influence the content that students receive in each of their online learning programs.

**3. Rtl capacity bottlenecks due to incoming students' level of preparation:** In order to be sustainable solely on public funding in its first year of operation, Rocketship schools generally open as a K-3 school. If Rocketship were building schools one grade at a time, there would be very little demand for Rtl after second grade, as the program is designed to catch up students who have fallen substantially behind. Since Rocketship is admitting second- and third-graders directly, however, those students have large deficits that must be made up quickly and

there is large demand for RtI services among these older students who have not had the benefit of the Rocketship program since Kindergarten. This problem is also exacerbated by the fact that students can only be pulled for RtI during their Learning Lab blocks, which is out only a quarter of the day. The capacity bottleneck eases in individual schools as they mature and more of the upper grades are composed of students who started their education at Rocketship, but it remains a challenge for new Rocketship schools, given that they will continue to need to admit four grades upon opening.

#### Blended Learning and the Future of Rocketship

**Education** Rocketship has aggressive plans for expanding the Rocketship Public School Model, while at the same time addressing some of the challenges that have emerged. Rocketship's new partnership with Junyo will help fully integrate the classroom and the Learning Lab. In this way, Rocketship believes, the integrated, daily data produced by Learning Lab will help teachers be even more effective in the classroom, and the content alignment with the classroom will help further improve students' rapid mastery of basic skills in the Learning Lab.

Rocketship continues to expand in the Bay Area, where it has opened two additional schools in August 2012 and is planning to open 4 additional schools in 2013-14, bringing its total in the region to 11. Rocketship is also preparing for further national expansion. It plans to open 8 schools in Milwaukee starting in Fall 2013, and is actively identifying and

securing other cities for expansion in subsequent years. Expansion is projected to proceed rapidly with the goal of having 250 schools serving over 150,000 students by 2020.

Rocketship is well aware of the challenges associated with any plans for scale, let alone plans of this magnitude. At the same time, the team believes there is good reason to be hopeful about the potential for success. Aylon Samouha, Rocketship's Chief Schools Officer, explains that "you have to have both a good model and the culture and energy to evolve it in response to lessons learned and to take advantage of new, emerging technologies and research. We believe that we have both, and that makes us optimistic as we look ahead." In addition, Samouha notes that the organization has a strong asset base to leverage as it scales, including a solid relationship with Teach for America (a critical source of talent as explained earlier), a commitment to continue to improve the integration between online and classroom learning, and a solid approach to engaging parents both in the daily life of its schools and in the community, which has been critical to the success of Rocketship's expansion in San Jose to date. At the same time, Samouha continues, Rocketship is mindful that while its model for parent engagement has been successful in San Jose, new communities on the expansion roadmap with different community dynamics may require alternative approaches approaches to the same ambitious goals of high levels of parent engagement and community advocacy. Rocketship is also

conscious that as it expands to other regions, staff training will play an ever increasing role in replicating the Rocketship culture, expectations and systems to new schools. In addition, Rocketship is planning carefully to take on the challenges of building and financing both new and existing facilities. Finally, in keeping with its mission, above all else, Rocketship has its eye on student achievement. Samouha explains that Rocketship is focused both on the results that can be measured by traditional means (e.g. standardized tests) and on those skills such as higher order thinking and issues such as student motivation which it believes are critical to student success in school and beyond.

# Appendix

Rocketship Education



*Note: Many of the appendices in the following have been provided by Rocketship Education.*

## Appendix 1:

### Historical Results of Rocketship Education

#### Rocketship Education API Results (2010-11)



863 out of 1000 on the California Academic Performance Index (API) growth score (vs. 759 for schools serving low-income students in grades 2-6 and 798 for San Jose Unified)

Rocketship's three longest-established schools are among the top 10 schools serving low-income students in Santa Clara County:

#### Rocketship Mateo Sheedy Elementary

API of 892

#### Rocketship Si Se Puede Academy

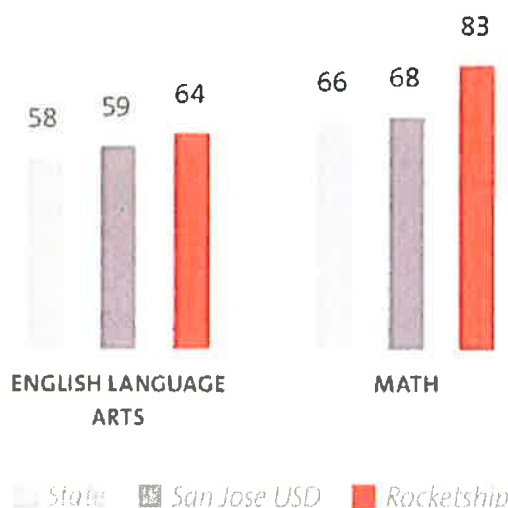
API of 859

#### Rocketship Los Sueños Academy

API of 839

#### Rocketship 2nd Grade CST Results (2010-11)

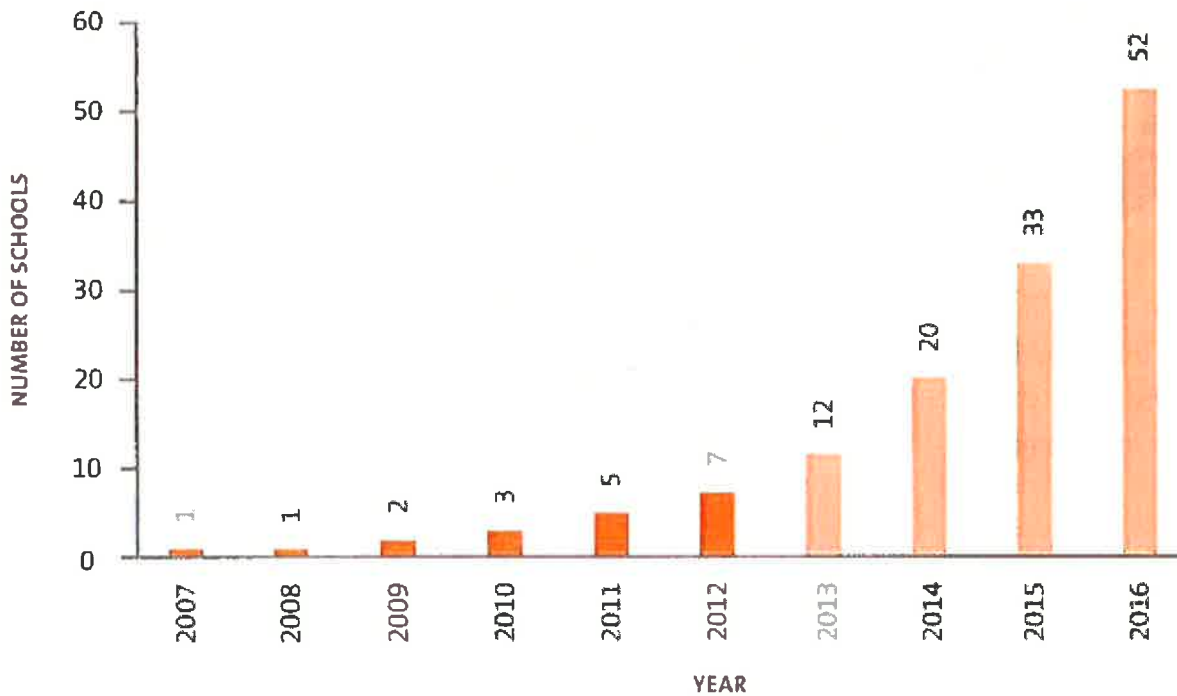
(% proficient or advanced)



The Rocketship CST results include Mateo Sheedy Elementary, Si Se Puede Academy, and Los Sueños Academy

# Appendix 1: Planned Future Growth of the Rocketship Network

## Planned Future Growth of the Rocketship Network



**3,500** *current student enrollment (2012-13)*

**30,000** *students when all 52 schools open by 2016*

**150,000** *students served by 250 schools in 2020*

**all** *Rocketship schools follow the same blended learning model; growth plan is based on opening clusters of 8 Rocketship schools in new regions*

## Appendix 2:

### Instructional Model – Detail on Instructional Materials and Assessments

#### Criteria for Selection (Online)

##### SIX A'S:

- Alignment to Common Core
- API for SSO/account provisioning/data integration
- Assignability
- Adaptivity
- Assessment
- Affordability

#### Instructional Materials

	ONLINE
READING / WRITING	<ul style="list-style-type: none"> <li>· Curriculum Associates</li> <li>· Accelerated Reader</li> </ul>
MATH	<ul style="list-style-type: none"> <li>· DreamBox</li> <li>· ST Math/MIND Research</li> <li>· TenMarks</li> <li>· Equatia</li> </ul>

#### System of Assessments

ASSESSMENTS	FREQUENCY
ASSESSMENTS EMBEDDED IN ONLINE PROGRAMS	Ongoing
ACCELERATED READER	Ongoing
INFORMAL CLASSROOM-BASED ASSESSMENTS	Ongoing
INTERNALLY DEVELOPED ASSESSMENTS IN WRITING	5x/year (Sept, Nov, Jan, March, May)
INTERNALLY DEVELOPED MATH BENCHMARK; DRA ASSESSMENT FOR LITERACY	5x/year (Sept, Nov, Jan, March, May)
NWEA MAP	3x/year (Sept, Jan, June)
CALIFORNIA STANDARDS TEST (CST)	1x/year (May)
CEDLT	1x/year (Fall)

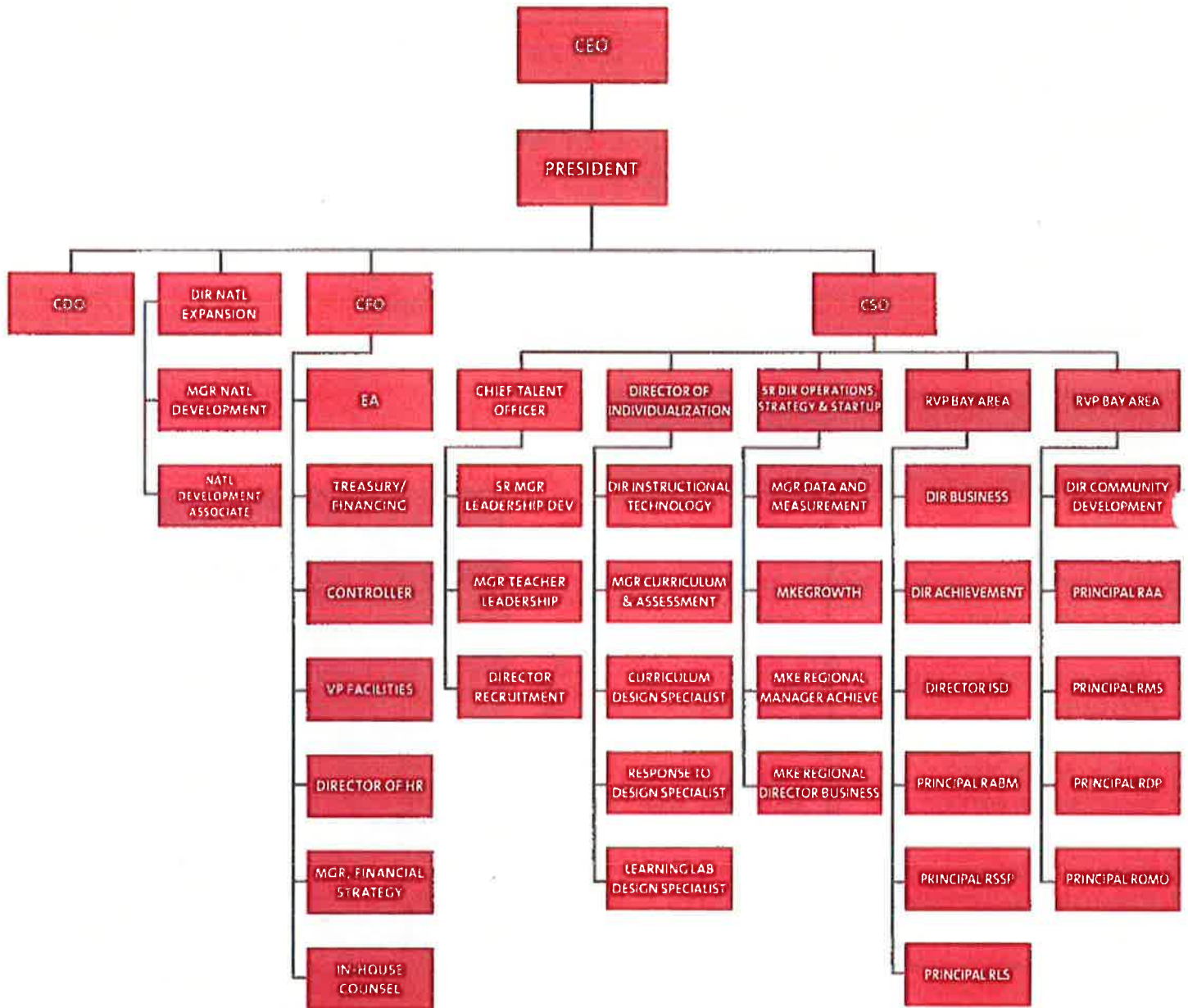
#### Effect on Instruction

- Online assessments do not regularly inform classroom instruction but are used for behavior management and student motivation
- Results of interim assessments (every 8 weeks) used to adjust classroom instruction, set classroom instructional groups, and identify students in need of more focused support
- MAP and CST used to gauge student progress and school performance
- Rocketship has correlated NWEA MAP and its internal math and writing assessments with end of year CST and CEDLT testing to correctly measure progress and give teachers detailed data about areas for student improvement



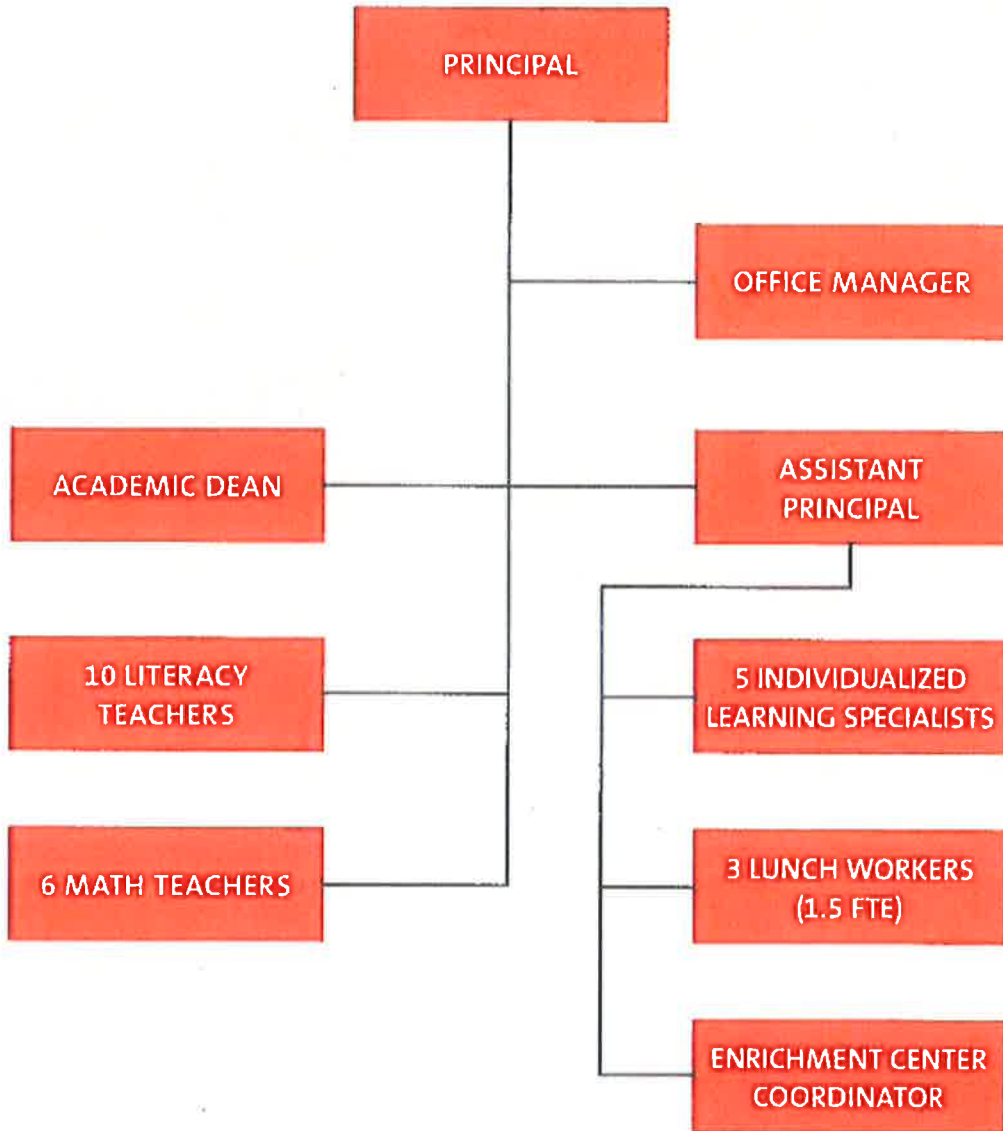
# Appendix 3: Rocketship Education Organizational Structure

RSED National and Regional Organizational Structure (July 2012)



## Appendix 4:

### Rocketship School Organizational Structure (2011-12)



In the 2012-13 academic year, each Rocketship school will have 6 Individualized Learning Specialists and will add the new position of Assistant Teacher.

## Appendix 5: Rocketship Sample 1st Grade Schedule

TIME	ACTIVITY
7:30 AM	Breakfast
8:00 AM	Launch
8:10 AM	Literacy/Social Studies
11:50 AM	Lunch/recess
12:30 PM	Mathematics/Science
2:20 PM	Learning Lab (online instruction)
3:30 PM	Learning Lab Enrichment (PE)
4:00 PM	Dismissal

- One day is a shortened day and instruction ends at 2pm
- Rocketship uses a block schedule with a double block for Literacy/Social Studies, a block for Math/Science and a block for Learning Lab
- In addition to the daily schedule, some students arrive early or stay late to spend additional time on the online programs.

## Appendix 6:

### Support for Blended Learning

#### Professional Development

- Four weeks of professional development time in August, prior to the start of school
- Ongoing coaching by Academic Dean, Principal and Assistant Principal
- 180 minute staff PD time on Wednesday, planned and facilitated by Academic Dean
- Full day of professional development every night weeks focused on analysis of interim assessments ("Data Days")
- Every teacher has an individualized Professional Growth Plan to guide their PD

#### Teaching & Planning Time

- 400 instructional minutes per teacher Monday – Thursday
- 180 minute staff PD time on Friday, which is often used for planning
- Other planning takes place on teachers' own time before or after school hours

#### CMO Supports

- "Critical Systems" support and training, including:
  - Toolkit for streamlining reporting and compliance
  - Budgeting and financial management systems
  - Training and mentoring for the Principal, Assistant Principal and Academic Dean
  - Leadership development program
  - Full scope and sequence for core subject areas
- Real Estate
- Training and mentoring for the Principal, Assistant Principal and Academic Dean
- Provision of Special Education

#### Best Practices from Other Schools

- Rocketship has adopted Lemov's Taxonomy from Uncommon Schools
- Strong culture and common school practices (e.g., Morning Launch, Rocketeer Creed) derived from KIPP
- Leadership development program builds teachers into assistant principals, academic deans and founding principals at other Rocketship schools, ensuring fidelity to model
- Rocketship has begun to plan closer collaboration with KIPP and other blended elementary schools around sharing best practices, data, and lessons learned

## Appendix 7: Technology Stack (Intended Function)



## Appendix 8: Financial Details

### 2010 – 11 Revenue

*Rocketship Mateo Sheedy*

*For the Year Ended June 30, 2011*

#### REVENUE

Total Unrestricted Revenue	4,072,576
Total Federal Revenue	648,076
<b>State Revenue</b>	
Apportionment Revenue	286,151
Categorical Grant Revenue	448,772
Other State Revenue	683,877
<b>TOTAL STATE REVENUE</b>	<b>1,417,800</b>
<b>Local Revenue</b>	
Property Taxes	1,990,975
Other Local Revenue	12,801
<b>TOTAL LOCAL REVENUE</b>	<b>2,003,776</b>
Contributions	2,924
<b>TOTAL REVENUE</b>	<b>4,072,576</b>

### 2010 – 11 Expenses

*Rocketship Mateo Sheedy*

*For the Year Ended June 30, 2011*

#### EXPENSES

Total Certificated Salaries	1,087,778
Total Classified Salaries	213,394
Total Employee Benefits	245,976
<b>Supplies &amp; Materials</b>	
Curriculum, class sets, library books	50,000
Non-textbook Instructional Resources	15,000
Instructional materials and supplies	35,000
Non-instructional supplies and materials	15,000
Classroom technology and software	55,000
Classroom furniture, staff software, technology	13,000
Food service	197,639
<b>SUBTOTAL SUPPLIES &amp; MATERIALS</b>	<b>380,639</b>
<b>Operating Services</b>	
Teacher Recruitment and Certification	28,000
Professional Development	16,000
District Oversight Fees	34,088
Budget Contingency	33,705
Facilities Maintenance, Custodial and Utilities	65,000
Physical Education	25,000
Assessment team	20,000
Copy Machine	30,000
Field Trips	6,000
Substitute Teachers	32,000
RSED Management Fees	481,352
RSED Facilities Fees	665,251
<b>TOTAL OPERATING SERVICES</b>	<b>1,436,396</b>
<b>Additional Expenses</b>	
Depreciation	1,498
Interest Expense	4,784
<b>TOTAL ADDITIONAL EXPENSES</b>	<b>6,282</b>
<b>TOTAL EXPENSE</b>	<b>3,370,465</b>
<b>NET OPERATING INCOME</b>	<b>702,111</b>

## About Michael & Susan Dell Foundation and FSG



**Michael & Susan Dell**  
FOUNDATION

Inspired by their passion for children and by a shared desire to improve the lives of children living in urban poverty, Michael and Susan Dell established their Austin, Texas-based foundation in 1999. In its early years, the foundation's work focused on improving education and children's health in Central Texas. But within a few short years, our reach expanded, first nationally and then globally. To date, the Michael & Susan Dell Foundation has committed more than \$700 million to assist nonprofit organizations working in major urban communities in the United States, South Africa and India. We focus on opportunities with the greatest potential to directly and measurably transform the lifelong outcomes of impoverished urban children around the globe.

LEARN MORE ABOUT OUR PROGRAMS: [WWW.MSDF.ORG](http://WWW.MSDF.ORG)












































FSG is a nonprofit consulting firm specializing in strategy, evaluation, and research, founded in 2000 as Foundation Strategy Group and celebrating a decade of global social impact. Today, FSG works across sectors in every region of the world, partnering with foundations, corporations, nonprofits, and governments to develop more effective solutions to the world's most challenging issues.

LEARN MORE ABOUT FSG: [WWW.FSG.ORG](http://WWW.FSG.ORG)

*For questions or comments on this case study, please contact Matt Wilka of FSG at [matthewwilka@fsg.org](mailto:matthewwilka@fsg.org)*

## Rocketship Education Online Learning Programs

Application	ST Math	Dreambox	I-Ready	Lexia	myON	Typing Club
$\pi$						
						
<b>Adaptive</b>	Only within grade level 					
<b>Assignable</b> target specific content to specific students	Only reordering objectives 					
<b>Clever</b> single sign-on						
Use Cases	ST Math	Dreambox	I-Ready	Lexia	myON	Typing Club
<b>Whole Class Modeling</b>						
<b>Centers &amp; Stations</b>						
<b>Corrective Instruction</b>						
<b>Tier II Resources</b>						
<b>Independent &amp; Homework</b>						



# The Lexile® Framework and myON™ reader

Eleanor E. Sanford-Moore, Ph.D.  
Senior Vice President, Research and Development  
MetaMetrics®

June 24, 2013



## Introduction

This paper provides an introduction to The Lexile® Framework for Reading and describes how the results from myON™ reader, developed by Capstone Digital, can be used to support the Common Core State Standards (CCSS) Initiative. This material should be helpful to educators using myON reader in the classroom, educators working to implement the CCSS, and for any individuals with an interest in improving education.

Developed for Pre Kindergarten to Grade 12 students, myON reader is a personalized reading environment that provides 24-hour online access to enhanced digital books. Students are matched to books based on their interests and reading level. These recommended books personalize learning for each student.

myON reader is correlated to state and common core standards and includes over 4,500 enhanced digital books in a growing collection. Educators can use myON reader to integrate with existing teaching tools for lesson planning, instruction, assessment and reporting. Reports can be generated on a student's historic and current reading levels while forecasting future growth. The collection of books in myON includes quality titles equipped with reading scaffolds (like an embedded dictionary, recorded audio, and highlighting). It includes student-, teacher-, building-, and district-level reporting. The book collection includes seventy percent non-fiction titles to grow informational reading skills (critical to the CCSS), as well as thirty percent fiction titles.

This integrated reading solution can adapt to each student's profile to increase reading growth and motivate students to read. An online assessment system which utilizes The Lexile Framework for Reading is employed to ensure that students are targeted with reading materials at an appropriate level that provide challenge, but not frustration. In addition to personalizing learning, myON reader also forecasts future reading growth for students.

myON reader consists of several components to help guide and motivate student reading: a wide selection of online books, book comprehension quizzes to monitor basic comprehension, and benchmark assessments to target reading selections and monitor reading improvement. When students log-in to myON reader they are presented with an interest survey to help guide their book selections. They also are administered a placement test to determine their reading ability. Based on the results of the interest survey and the placement test, students can select from a wide array of high-interest reading material from the myON collection. The computer-adaptive system allows students to access those reading selections that are within their individual targeted reading range to ensure that students have a successful reading experience that encourages reading growth.

“Students are targeted with reading materials at an appropriate level that provides challenge, but not frustration.”

After reading an online book, students are given the option to take a book quiz to evaluate understanding of the specific content of the book. In addition, students are administered periodic Lexile® benchmark tests. While reading the benchmark passage, students are presented embedded completion statements (similar to fill-in-the-blank items and cloze items) which they complete by clicking on the best response from four choices. Once the passage is completed, the scoring process is triggered, and the student's updated Lexile measure is computed. Using this structure, myON reader continually generates updated Lexile measures and students are always presented with reading materials at an appropriate level of complexity (difficulty).

### **The Lexile Framework for Reading and Lexile measures**

The Lexile Framework for Reading is a psychometric system for matching readers with texts of appropriate difficulty. With the Lexile Framework, both the reader and the text can be placed on the same measurement scale. A Lexile measure is the numeric representation of an individual's reading ability or a text's complexity (or difficulty), followed by an "L" (for Lexile). The Lexile scale is a developmental scale for reading that ranges from below OL for emerging readers and beginning texts to above 1600L for advanced readers and texts. Values at or below OL are reported as Beginning Reader (BR).

A Lexile text measure is obtained through analyzing the text complexity of a piece of text. The Lexile Analyzer®, a software program specially designed to evaluate the reading demand of text, analyzes the text's semantic and syntactic characteristics and assigns it a Lexile measure. All books in myON include a certified Lexile measure.

A Lexile measure for readers is typically obtained by administering a test of reading comprehension to a reader. The myON placement and benchmark tests report directly in the Lexile metric recording a Lexile measure for the reader.

Extensive information about the development of the Lexile Framework can be found in the "Researchers" section of the Lexile website ([www.Lexile.com](http://www.Lexile.com)). A white paper (Lennon & Burdick, 2004) entitled *The Lexile Framework as an Approach for Reading Measurement and Success* (<http://www.lexile.com/about-lexile/white-papers/>) provides detailed descriptions of each component of the Lexile Framework.

The Lexile Framework for Reading provides teachers and educators with tools to help them link assessment results with subsequent instruction. Assessments, such as the ones in myON reader, which report directly in the Lexile metric, provide tools for matching students with appropriate reading materials and for monitoring the progress of students at any time during the course of instruction.

When a reader takes the myON reader placement test or answers the questions associated with a benchmark test, his or her results are reported

"The myON placement and benchmark tests report directly in the Lexile metric recording a Lexile measure for the reader."

“The Lexile Range, the suggested range on the Lexile scale at which the reader should be reading, is from 50L above his or her Lexile measure to 100L below.”

as a Lexile measure. This means, for example, that a student whose reading ability has been measured at 500L is expected to read with 75-percent comprehension a book that is also measured at 500L. When the reader and text are matched (same Lexile measures), the reader is “targeted.” A targeted reader reports confidence, competence, and control over the text. When a text measure is 250L above the reader’s measure, comprehension is predicted to drop to 50 percent and the reader experiences frustration and inadequacy. Conversely, when a text measure is 250L below the reader’s measure, comprehension is predicted to go up to 90% and the reader experiences control and fluency. The Lexile Range, the suggested range on the Lexile scale at which the reader should be reading, is from 50L above his or her Lexile measure (71-percent expected comprehension rate) to 100L below (82-percent expected comprehension rate). When reading a book within his or her Lexile range, the reader should comprehend enough of the text to make sense of it, while still being challenged enough to maintain interest and learning.

### **Lexile Measures and Grade Equivalents**

A frequently asked question by parents and educators is “My student is in Grade 5 – what Lexile level should they be reading at?”. No company or organization can provide this type of Grade Equivalency, since no reading test studies include the same students within the samples. Instead, each grade-equivalent study only reflects the unique students within that study, so results cannot be assumed to be equivalent.

Because of this limiting factor, each state or testing agency has created their own scale of reading ability expectations (which could be by grade, age, or other demographic consideration). In the myON Lexile Growth Trajectory report, the state grade reading expectations can be included as an educator guideline to help determine which students need to improve reading abilities before the state reading test.

Much has been written about the problems with grade equivalents and the common misconceptions about their use (e.g., AERA/APA/NCME, 1999; Airasian, 1994; Miller, Linn, & Gronlund, 2009; Stiggins, 1997). In 1991, The International Reading Association (IRA) crafted a resolution about the misuse of grade equivalents and stated that it “...strongly advocates that those who administer standardized reading tests abandon the practice of using grade equivalents to report performance of either individuals or groups of test takers...” (IRA).

### **Text Complexity and the Common Core**

The Common Core State Standards for English Language Arts focus on the importance of text complexity. As stated in Standard 10, students must be able to “read and comprehend complex literary and informational texts independently and proficiently” (Common Core State Standards for English Language Arts, College and Career Readiness Anchor Standards for Reading, NGA Center and CCSSO, 2010a, p.10). CCSS notes the following reasons for incorporating these more rigorous standards:

“Text complexity is a transaction between text, reader, and task.”

- The text complexity of K-12 textbooks has become increasingly easier over the last 50 years.
- The text demands of college and careers have remained consistent or increased over the same time period.
- As a result, there is a significant gap between students' reading abilities and the text demands of their postsecondary pursuits. The Common Core states, “Being able to read complex text independently and proficiently is essential for high achievement in college and the workplace and important in numerous life tasks” (Common Core State Standards for English Language Arts, Appendix A, NGA Center and CCSSO, 2010, p. 4).

The Common Core State Standards recommends a three-part model for evaluating the complexity of a text that takes into account its qualitative dimensions, quantitative measure, and reader and task considerations. It describes text complexity as “the inherent difficulty of reading and comprehending a text combined with consideration of reader and task variables...a three-part assessment of text [complexity] that pairs qualitative and quantitative measures with reader-task considerations” (NGA Center and CCSSO, 2010a, p. 43). In simpler terms, text complexity is a transaction between text, reader, and task. When examining a text, this three-part model is evidenced by (1) aspects of text best measured by attentive human readers; (2) aspects of text such as word length/frequency, sentence length, cohesion best measured by computer algorithms; and (3) variables such as the reader's cognitive capabilities, motivation, reading purpose, and the knowledge and experiences unique to each reader. In the classroom, all three aspects of text complexity must be considered because different readers bring unique abilities and dispositions to the endeavor. Consistent with the Common Core definition of text complexity as the transaction between reader, text, and task, the underlying mathematical equation used to generate a Lexile measure is based on the relationship between an examinee's actual reading comprehension level (for a given task) and the features of a specific text. In short, the Lexile measure directly reflects the Common Core transactional definition of text complexity.

“The Lexile measure directly reflects the Common Core transactional definition of text complexity.”

In a study comparing various measures of text complexity (Nelson, Perfetti, Liben, & Liben, 2011), Lexile text measures were compared to various judgments of text difficulty (e.g., texts mapped to the grade bands in Table 1) and various estimates of student performance. The report concluded that “all of the metrics were reliably, and often highly, correlated with grade level and student performance-based measures of text difficulty across a variety of reference measures” (p. 46). Lexile measures were moderately correlated with texts selected for inclusion in Appendix B of the Common Core State Standards for English Language Arts whose complexity estimate was based on educator judgment; and highly correlated with texts whose complexity estimate was based on empirical data from actual student performances with the texts.

The quantitative aspect of defining text complexity consists of a stair-step progression of increasingly difficult text by grade levels (see Table 1)

(Common Core State Standards for English Language Arts, Appendix A, NGA Center and CCSSO, 2010b, p. 8).

<b>Table 1.</b> Text Complexity Grade Bands and Associated Lexile Ranges	<b>Text Complexity Grade Bands</b>	K-1 2-3 4-5 6-8 9-10 11-CCR**	N/A* 420L-820L 740L-1010L 925L-1185L 1110L-1335L 1185L-1385L	<b>Lexile Ranges Aligned to College and Career Readiness Expectations</b>
---	------------------------------------	--	---	---

\* Not Available at this time.

\*\* CCR = College and Career Ready

“MetaMetrics’ research on the typical reading demands of college and careers contributed to the Common Core State Standards as a whole.”

MetaMetrics’ research on the typical reading demands of college and careers contributed to the Common Core State Standards as a whole and, more specifically, to the Lexile-based grade bands. The following section describes the three-step process undertaken by MetaMetrics to define the grade band ranges in Table 1 above.

In the Journal of Advanced Academics (Summer 2008), Williamson investigated the gap between high school textbooks and various reading materials across several postsecondary domains. The resources Williamson used were organized into four domains that correspond to the three major postsecondary endeavors that students can choose—further education, the workplace, or the military—and, the broad area of citizenship, which cuts across all postsecondary endeavors. Williamson discovered a substantial increase in reading expectations and text complexity from high school to these various postsecondary domains— a gap large enough to help account for high remediation rates and disheartening graduation statistics (Smith, 2011).

Expanding on Williamson’s work, MetaMetrics aggregated the readability information across the various postsecondary options available to a high school graduate to arrive at a standard of reading needed by individuals to be considered “college and career ready” (Stenner, Sanford-Moore, and Williamson, 2012). In the study, additional citizenship materials were included beyond those examined by Williamson (e.g., national and international newspapers and other adult reading materials such as Wikipedia articles). Using a weighted mean of the medians for each of the postsecondary options (education, military, work place, and citizenship), a measure of 1300L was defined as the general (median) reading demand for postsecondary options and could be used to judge a student’s “college and career readiness.”

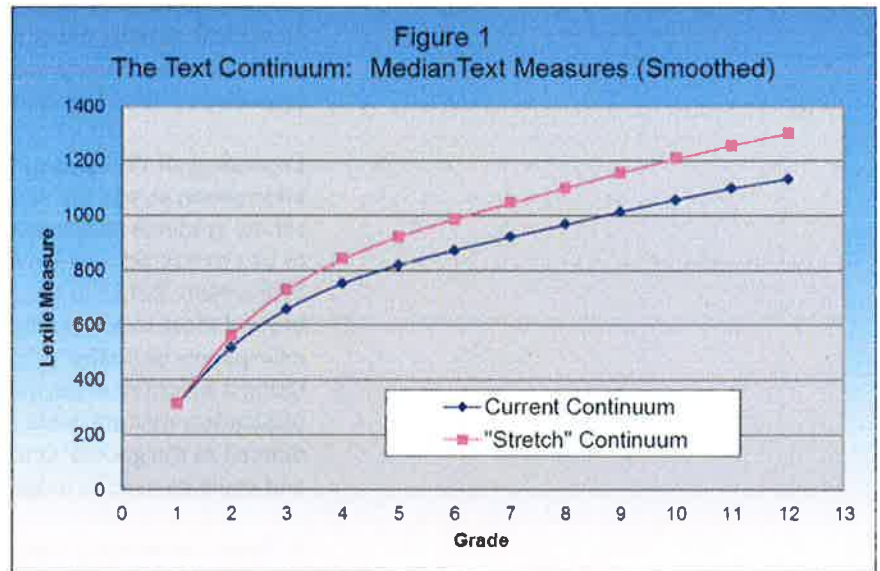
In Texas, two studies were conducted to examine the reading demands in various postsecondary options – technical college, community college, and 4-year university programs. In terms of mean text demand, the results across these two studies and two other state postsecondary text demand studies produced similar estimates of the reading ability needed in higher-education institutions: Texas, 1230L; Georgia, 1220L; and Tennessee, 1260L. When these results are incorporated with the reading demands of other postsecondary endeavors (military, citizenship, workplace, and adult reading materials [national and international newspapers], and Wikipedia articles), the college

- and career readiness standard for reading is 1293L (Stenner, Sanford-Moore, and Williamson, 2012).

In 2008, MetaMetrics conducted research to describe the typical reading demands and develop a text continuum of reading materials across Grades 1-12 (Williamson, Koons, Sandvik, and Sanford-Moore, 2012). For the Grade 1 through Grade 12 text demand, commonly adopted textbooks were measured to determine their difficulty (Lexile measure). A total of 487 textbooks in Grades 1 through 12 were included in the final sample. This 2008 "current" continuum (see the blue curve in Figure 1 below) can be envisioned as the "middle" or typical textbook difficulty in each grade. The curve indicates that actual text complexity increases most rapidly during the early years of schooling (Grades 1-5) and less rapidly over the remaining grades, culminating at approximately 1170L at the end of high school.

This continuum can be "stretched" to describe the reading demands expected of students in Grades 1-12 who are "on track" for college and career (Sanford-Moore and Williamson, 2012). To create the "stretch" continuum, the additional reading demand between the 2008 Grade 12 estimate of 1170L and the college and career readiness standard of 1300L was allocated across grades in the same relative proportions as it is in the current text continuum (see the pink curve in Figure 1 below). It begins at the same point as the current median text demand in Grade 1 and increases to reach 1300L at Grade 12. These two curves give a vision of what the text continuum "ought to be" to align more effectively with postsecondary demands.

"These two curves give a vision of what the text continuum "ought to be" to align more effectively with postsecondary demands."



### Using myON reader Measures

Teachers, parents, and students can use the tools within myON reader provided by the Lexile Framework to plan instruction. myON reader automatically creates a student-specific list of recommended titles that match the students' Lexile measures and reported interests.

- To encourage optimal progress with the use of any reading materials, teachers

“myON reader reports help teachers quickly identify students that are reading outside their Lexile range.”

“Targeting reading levels promotes growth and literacy by providing the optimal balance.”

- need to be aware of the complexity level of the text relative to a student’s reading level. A text that is too difficult may serve to undermine a student’s confidence and diminish learning. Frequent use of text that is too easy may foster poor work habits and unrealistic expectations that will undermine the later success of even the best students. myON reader reports help teachers quickly identify students that are reading outside their Lexile range.

When students confront new kinds of texts, the introduction can be softened and made less intimidating by guiding the student to easier reading. On the other hand, students who are comfortable with a particular genre or format can be challenged with more difficult reading levels, which will prevent boredom and promote the greatest rate of development of vocabulary and comprehension skills.

To become better readers, students need to be challenged continually—they need to be exposed to less frequent and more difficult vocabulary in meaningful contexts. A 75% comprehension level provides an appropriate level of challenge, but is not too challenging. If text is too difficult for a reader, the result is frustration and potentially a growing dislike for reading. If text is too easy, the result is often boredom. Targeting reading levels promotes growth and literacy by providing the optimal balance.

myON reader results can be examined at both the student level and aggregate levels (e.g., classes, grades, schools). At the individual student level, results can be used to monitor growth and forecast performance on state end-of-year assessments. Questions such as “how will a particular student likely comprehend the materials in tomorrow’s lesson?” and “is student reading ability increasing across the school year?” can be answered with the results. At the aggregate level, educators can look to compare performance and growth for various groups. Figure 2 shows how a building administrator can compare student growth across two grades. Questions such as “are students growing at the same rate in both grades?” or “generally, will students have enough time to get to the ‘proficient’ level before the end-of-year assessment?” can be answered with this level of reporting. Typically, we expect students in middle school to grow at a slower rate than students in elementary school. If we see that the middle school students are growing at a similar rate compared to the elementary school students, then we know that students’ reading abilities are really growing (and changes cannot be attributable to measurement error).



“Research suggests that individual interests and the ability to choose based on these interests influence motivation.”



Figure 2. Sample myON reader Lexile growth report, across grades.

In addition to the Lexile measure for matching students with text, interests play an important role. Research suggests that individual interests and the ability to choose based on these interests influence motivation. Research also suggests that students are more motivated readers when they self-select texts of interest (Guthrie & Humenick, 2004; Schiefele, 1991; Wigfield and Guthrie, 1997). And, consequently, as students become more motivated to read they read more (Schiefele, 1991; Wigfield and Guthrie, 1997).

Studies investigating summer reading loss have shown that when students are provided with books at their reading level and interest areas, their gains in reading were comparable to gains one would expect in summer school (Kim, 2006). Since motivation is key to voluntary reading, two critical features of book selection are interest and reading level, and both were addressed in Kim’s study. Kim demonstrated in a randomized field study that low-income students are not destined to summer loss; but rather, showed that low-income students’ skills could, in fact, grow over the summer if they were able to select books at their interest level and reading level similar to how students select books within myON reader. Kim also used The Lexile Framework for Reading to match students with books at an appropriate complexity (difficulty) level.

### Bayesian Scoring within myON reader

We have all heard the adage that “the best predictor of future behavior is past behavior.” This notion is incorporated into myON reader by combining the results of the various assessments using a Bayesian statistical model. Bayesian methodology provides a paradigm for combining prior information with current data, both of which are subject to uncertainty, and for arriving at an estimate of current status, which is again subject to uncertainty. Uncertainty is modeled mathematically using probability.

For myON reader, when a student is administered the placement test, the prior information comes from knowing the student’s grade level. When a student

“Studies investigating summer reading loss have shown that when students are provided with books at their reading level and interest areas, their gains in reading were comparable to gains one would expect in summer school.”

- is administered a benchmark test, the prior information comes from the placement test and previous benchmark tests. The current data in this context is the performance on the current test (i.e., placement test or benchmark test), which can be summarized as the number of items answered correctly out of the total number of items on the test.

However, if a substantial amount of time has passed since the last assessment, then allowance is made for an uncertain amount of growth in reading ability since the last assessment. This allowance is accomplished by means of a growth model, which estimates as a function of elapsed time both student growth and the augmentation in uncertainty. MetaMetrics, developers of the Bayesian scoring program used within myON reader, developed a growth-rate model based on an analysis of a longitudinal dataset that examined growth in reading and mathematics across grades 1 through 12 for approximately 100,000 students (the population was racially/ethnically diverse with about 16% of the students enrolled in special education programs, about 5% of the students enrolled in gifted education programs, and about 5% of the students enrolled in limited-English proficiency programs). The purpose of the study was to describe the functional form of growth across the grades during the school year. It was found that younger students grow at a faster rate than older, experienced students. Modeling the growth rate as a decreasing function of current ability incorporated this difference.

The result of the Bayesian methodology within myON reader is that the student's "true" reading ability is reported after each assessment rather than how the student performed on the specific assessment on the particular day.

"The result of the Bayesian methodology within myON reader is that the student's "true" reading ability is reported after each assessment rather than how the student performed on the specific assessment on the particular day."

### Managing Multiple Measures

Just as myON reader uses the Lexile scale to report results, so do many other assessments. Across these various assessments the meaning of a specific Lexile measure remains the same because the scale is anchored by a theory of text complexity. This characteristic is called "invariance." A Lexile measure of 690L has the same meaning in terms of the text it contains and in terms of the reader who will likely be able to read the text with 75-percent comprehension. When looking at two Lexile measures for the same student from two different assessments, it's not that either measure is "right" or "wrong", but rather that we have two estimates of a student's "true" reading ability. If the length of time between the administrations of the tests is less than 30 days, then the student's "true" reading ability is a composite of the two estimates (e.g., average weighted by the reliabilities of the two assessments).

However, linking to the Lexile scale does not overcome biasing factors associated with the design or use of assessments that have been linked, or biases associated with the contexts of assessment administrations (Williamson, 2006). When comparing scores from two different assessments, it is important to first understand the assessments (MetaMetrics, 2012). First, the purposes of the two tests need to be understood (e.g., summative, progress-monitoring, high-stakes, low-stakes), how they were designed (e.g., computer adaptive, fixed-form, wide or narrow difficulty range), and what

- type of reader the tests were designed to measure (e.g., struggling reader, advanced reader, all readers in general). Knowing these details about the tests will help in understanding why student scores may be different from one test to the next. For example, students may perform differently on a high-stakes test (e.g., state end-of-grade test) when compared with results from a low-stakes, progress-monitoring test due to motivational factors. In addition, the two tests being compared may have different psychometric properties (e.g., different reliabilities) which may also affect how similar the test results are likely to be. All of these factors can result in the same student receiving different Lexile measures from different tests. Indeed, it is highly unlikely for a student to receive identical measures (Lexile measure or otherwise) from taking two equivalent forms of the same test given the normal measurement error of a test and a student.

MetaMetrics has an application on their website (<http://www.lexile.com/managing-multiple-measures/>) that can be used to quantify a student's "true" reading ability based on multiple estimates of his or her reading ability.

### **Forecasting Student Performance with Lexile measures**

There are two basic ideas underlying forecasting: first, that the experiences of the past can be used to predict the future; and second, that any such predictions include some level of uncertainty that increases the further in the future that the predicted event will occur.

A well-known type of forecasting is predicting where a hurricane will make landfall. A typical "tracking" map will depict the path that the hurricane has taken to its current position, and then a cone emanates from that position that grows wider and wider as the hurricane's future positions are predicted, typically in twelve-hour increments. The same issues that challenge the prediction of hurricane movement are also in effect when it comes to predicting a student's future performance on a test. In Figure 3, the Xs indicate a student's performance on an interim assessment instrument administered in October, December, and January. The solid line running between the Xs captures the approximate student's growth through January with the slope of the line representing the rate of growth.

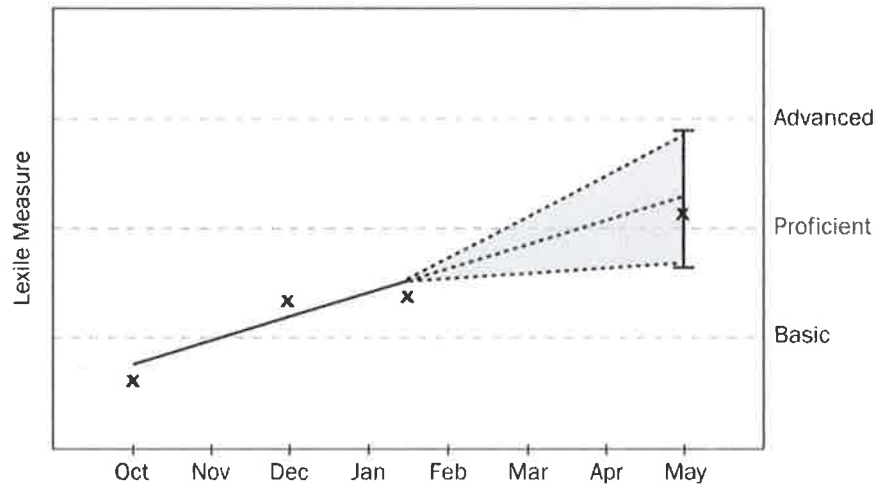


Figure 3. Sample student “tracking” map showing current test results and predicted test result.

“Reading targeted (at the student’s level and interest) has been shown to lead to increased reading comprehension.”

This growth rate line can be extended out to when the student will be taking an end-of-year test in May that may be used to determine if the student is promoted or retained (the dotted portion of the growth line). The promotion decision rests on whether the student achieves a score that falls above the “Proficient” performance standard. Other standards that the state may have established, in this example “Basic” and “Advanced”, are also represented on the graph. The prediction is that if this student maintains his current growth rate, he will score above the “Proficient” level and will be promoted. However, since the end-of-year test will not be administered for another three months, there is a wide range of uncertainty about what his actual score may be at that time. Factors causing this uncertainty include the reliability and validity of the test score as a measure of student ability, the impact of the curriculum and the effectiveness of the instruction, and factors such as whether or not the student is feeling well when the test is administered. In this example, the student’s actual score on the end-of-year test is below the prediction, but still sufficient for him to be promoted.

### Conclusion

Reading targeted (at the student’s level and interest) has been shown to lead to increased reading comprehension (Schiefele, 1991; Guthrie & Humenick, 2004; Jalongo, 2007; Kirsch, de Jong, LaFontaine, McQueen, Mendelovits & Monseur 2002). Smith (2009) states that research results suggest that deliberate practice consisting of the following components is essential to moving from novice to expert in a wide array of fields (Glaser, 1996; Kellogg, 2006; Shea & Paull, 1996; Wagner & Stanovich, 1996):

- (1) targeted practice in which each person is engaged in developmentally appropriate activities;
- (2) real-time corrective feedback that is based on each person’s performance;

- - (3) intensive practice on a daily basis that provides results that monitor current ability;
  - (4) distributed practice that provides appropriate activities over a long period of time (i.e., 5–15 years); and
  - (5) self-directed practice in an activity for times when a coach, mentor or teacher is not available.

“With myON reader, students can engage in deliberate practice and be on a trajectory of reading development that will lead to being ready for college and career endeavors.”

In addition to these five components, progress measured on an objective developmental scale can be used to monitor development. A developmental (or vertical) scale allows educators to monitor growth from novice to expert by using a scale that illustrates increasing sophistication with increasingly complex activities or tasks.

myON reader has been developed using these principals to help students “become experts” in reading and at the same time selecting materials that match their interests. With myON reader, students can engage in deliberate practice and be on a trajectory of reading development that will lead to being ready for college and career endeavors. The information in Figure 1 and the resulting ranges for grade bands (see Table 1) are used by myON reader to suggest reading materials for students that are challenging, but not too difficult. By reading materials at the upper end of his or her Lexile range, a student will be challenged while reading and grow in terms of reading ability. The student can then be matched with more demanding materials. This process can continue to spiral up to more and more demanding materials as the student’s reading ability increases equaling future success in reading and CCSS support for educators and schools.

## References

American Educational Research Association (AERA), American Psychological Association (APA), & National Council on Measurement in Education (NCME) (1999). Standards for Educational and Psychological Testing. Washington, D.C.: AERA.

Airasian, Peter W. (1994). Classroom Assessment (Second Edition). New York: McGraw-Hill, Inc.

Glaser, R. (1996). Changing the agency for learning: Acquiring expert performance. In K. A. Ericsson (Ed.), The road to excellence: The acquisition of expert performance in the arts and sciences, sports, and games (pp. 303-311). Mahwah, NJ: Lawrence Erlbaum Associates.

Guthrie, J. T., & Humenick, N. M. (2004.) Motivating students to read: Evidence for classroom practices that increase reading motivation and achievement. In P. McCardle & V. Chhabra (Eds.), The voice of evidence in reading research (pp. 329-354). Baltimore: Brookes.

International Reading Association (IRA). (1981, April). Misuse of grade equivalents (Resolution).

Jalongo, M. (2007). Beyond benchmarks and scores: Reasserting the role of motivation and interest in children's academic achievement. International Focus Issues, 395-407.

Kellogg, R. T. (2006). Professional writing expertise. In K.A. Ericsson, N. Charness, P. J. Feltovich, & R. R. Hoffman (Eds.), The Cambridge handbook of expertise and expert performance (pp. 389-402). New York, NY: Cambridge University Press.

Kim, J. S. (2006). Effects of a voluntary summer reading intervention on reading achievement: Results from a randomized field trial. Educational Evaluation and Policy Analysis, 28(4). 335-355.

Kirsh, I., de Jong, J., LaFontaine, D., McQueen, J., Medelovits, J., & Monseur, C. (2002). Reading for change: performance and engagement across countries. Paris: OECD.

Lennon, C., & Burdick, H. (2004). The Lexile Framework as an approach for reading measurement and success. A white paper from The Lexile Framework for Reading. Durham, NC: MetaMetrics, Inc.

MetaMetrics, Inc. (2012). "Frequently asked questions." Retrieved December 27, 2012 from <http://www.lexile.com/faq/>.

Miller, M. D., Linn, R. L., & Gronlund, N. E. (Eds.). (2009). Measurement and Assessment in Teaching (10th ed.). Upper Saddle River, New Jersey: Pearson

- Education, Inc.

National Governors Association Center for Best Practices (NGA Center) & the Council of Chief State School Officers (CCSSO). (2010a). Common Core State Standards for English Language Arts & Literacy in History/Social Studies, Science, and Technical Subjects. Retrieved from [http://www.corestandards.org/assets/CCSSI\\_ELA%20Standards.pdf](http://www.corestandards.org/assets/CCSSI_ELA%20Standards.pdf)

National Governors Association Center for Best Practices (NGA Center) & the Council of Chief State School Officers (CCSSO). (2010b). Common Core State Standards for English Language Arts and Literacy in History/Social Studies, Science and Technical Subjects: Appendix A. Retrieved from [http://www.corestandards.org/assets/Appendix\\_A.pdf](http://www.corestandards.org/assets/Appendix_A.pdf)

Nelson, J., Perfetti, C., Liben, D., & Liben, M. (2011). Measures of text difficulty: Testing their predictive value for grade levels and student performance. New York: Student Achievement Partners.

Sanford-Moore, E., & Williamson, G. L. (2012). Bending the text complexity curve to close the gap (MetaMetrics Research Brief). Durham, NC: MetaMetrics, Inc.

Schiefele, U. (1991). Interest, learning, and motivation. Educational Psychologist, 26, 299-323.

Shea, J. B., & Paull, G. (1996). Capturing expertise in Sports. In K. A. Ericsson (Ed.), The road to excellence: The acquisition of expert performance in the arts and sciences, sports, and games (pp. 321-335). Mahwah, NJ: Lawrence Erlbaum Associates.

Smith, M. (2009, May). Next generation assessments. Retrieved from <http://www.lexile.com/DesktopDefault.aspx?view=ed&tabindex=0&tabid=1&tabpageid=436>

Stenner, A. J., Sanford-Moore, E., & Williamson, G. L. (2012). The Lexile® Framework for Reading quantifies the reading ability needed for "College & Career Readiness" (MetaMetrics Research Brief). Durham, NC: MetaMetrics, Inc.

Stiggins, Richard J. (1997). Student-Centered Classroom Assessment (Second Edition). Upper Saddle River, NJ: Prentice-Hill, Inc.

Wagner, R K., & Stanovich, K. E. (1996). Expertise in reading. In K. A. Ericsson (Ed.), The road to excellence: The acquisition of expert performance in the arts and sciences, sports, and games (pp. 189-325). Mahwah, NJ: Lawrence Erlbaum Associates.

Wigfield, A., & Guthrie, J. T. (1997). Relations of children's motivation for reading to the amount and breadth of their reading. Journal of Educational Psychology, 89, 420-432.

-

- Williamson, G.L. (2006). Managing multiple measures (MetaMetrics White Paper). Durham, NC: MetaMetrics.  
Williamson, G.L. (2008). A text readability continuum for postsecondary readiness. Journal of Advanced Academics, 19(4), 602-632.  
  
Williamson, G.L., Koons, H., Sandvik, T., & Sanford-Moore, E. (2012). The text complexity continuum in grades 1-12 (MetaMetrics Research Brief). Durham, NC: MetaMetrics, Inc.



## Lexia Reading Core5 Spotlight Research Report: Advances for students classified as Tier 3 on aimsweb

Data compiled and analyzed by the Education and Research Team ([research@lexialearning.com](mailto:research@lexialearning.com))

Lead author: Elizabeth Kazakoff, PhD

This report examines the extent to which progress in Lexia Reading Core5<sup>®</sup> (Core 5) is related to advances for students initially classified as Tier 3 on aimsweb<sup>®</sup>. Core5 is a technology-based reading program that provides students of all abilities the explicit instruction needed to accelerate mastery of reading skills. Core5 levels are organized into grade levels of material covering Pre-K through 5<sup>th</sup> grade. Core5's Auto Placement determines the appropriate start level in the program. Meeting End-of-Year (EOY) Benchmark requires that students complete all of the material up to and including the levels that correspond to their grade level. Auto Placement and End-of-Year Benchmark are correlated with aimsweb. Students may be working on a Core5 level two or more grades below their grade level (High Risk), one grade below their grade level (Moderate Risk), in their grade level (Low Risk), or above their grade level (reached EOY Benchmark). Based on real-time data, Core5 provides a monthly Prescription of Intensity specific to each student. This Prescription includes weekly recommended minutes (20-80) of program use depending on the student's risk level.

### Sample Participants

Included in this report are 1,148 students in 2<sup>nd</sup>-5<sup>th</sup> grade who used Core5 for six or more months over the 2013-2014 school year. These students began the school year at risk for reading failure as determined by Tier 3 classification (<15th percentile) on the Fall aimsweb reading curriculum-based subtest (R-CBM) and Moderate/High Risk Core5 placement.

### Outcomes

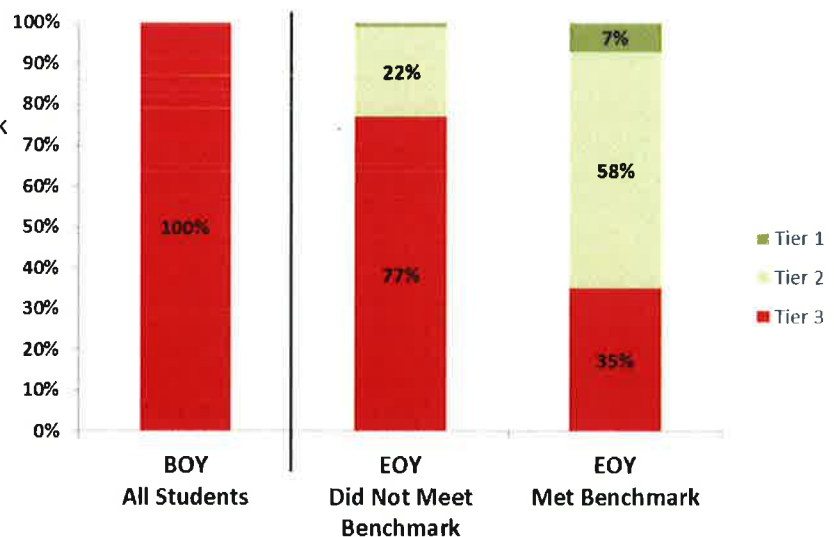
This figure compares the aimsweb outcomes for students who started the year as Tier 3 on aimsweb and either met EOY benchmark in Core5 or did not meet benchmark in Core5.

Nearly two-thirds of students (65%) advanced one or more tiers in aimsweb when they met benchmark compared to less than one-quarter of students who did not meet benchmark (22%).

It should be noted that Strong Users (met usage recommendations for 60% of the weeks) accounted for 71% of the students who met benchmark, while only 13% of students who did not meet benchmark were Strong Users.

These findings show a clear relationship between Core5 usage/progress and advancement in aimsweb for Tier 3, the most at-risk, students.

Figure 1. Change in aimsweb Tiers for students classified as Tier 3 at Beginning of Year



## Lexia Reading Core5 Research Report: ELL Student Progress on Core5 & aimsweb

Authors: Elizabeth Kazakoff, PhD; Paul Macaruso, PhD; Pam Hook, PhD - [research@lexialearning.com](mailto:research@lexialearning.com)

This report examines the extent to which progress in Lexia Reading Core5<sup>®</sup> (Core5) is related to advances on **aimsweb**<sup>®</sup> for ELL and non-ELL students.

### Key Findings

Contrary to research findings that indicate ELL students generally do not perform as well as their non-ELL peers on reading assessments (National Center for Education Statistics, 2011), this study found that by using a highly structured, personalized, blended learning approach with fidelity, ELL and non-ELL students who were matched for beginning-of-year scores made similar progress in Core5 and had comparable outcomes on **aimsweb**.

- Lexia Reading Core5
  - Only 30% of both ELL and non-ELL students began the school year working on material in their grade level in Core5.
  - More than 60% of both ELL and non-ELL students finished the year having met end-of-year, grade level benchmark.
  - Over one-third of at-risk ELL and non-ELL students completely closed the gap in Core5 by reaching end-of-year benchmark.
  - Only 4% of ELL and non-ELL students remained in the at-risk category at end-of-year.
- **aimsweb**
  - The percentage of ELL and non-ELL students in Tier 1 nearly doubled by end-of-year, with roughly half of the students in both groups finishing the year in Tier 1.
  - More than 60% of ELL and non-ELL students who were Tier 3 on **aimsweb** at beginning-of-year, improved one or more tiers at end-of-year, demonstrating substantial reading gains.

### Introduction

Lexia Reading Core5 provides explicit, systematic, personalized learning in the six areas of reading instruction through adaptive technology and Core5's Auto Placement tool determines the appropriate start level for each student in the program.

- Meeting End-of-Year (EOY) Benchmark requires that students complete all of the material up to and including Core5 levels that correspond to their grade level.
- Students may be working on a Core5 level two or more grades below their grade level (High Risk), one grade below their grade level (Moderate Risk), in their grade level (Low Risk), or above their grade level (indicating that they reached EOY Benchmark).
- Based on a risk formula and other real-time performance data, Core5 provides a monthly Prescription of Intensity that includes risk-dependent, weekly-recommended minutes (20-80 min/wk) of program use.

### Sample Participants

This sample consists of **442 ELL students** and a matched group of **442 non-ELL students** in grades K–5 who used Core5 with fidelity (meeting weekly recommended minutes) for six or more months over the 2013–2014 school year. The ELL and non-ELL sample was drawn from 122 Midwestern schools that provided Lexia with student-level demographic information. The schools were part of a state-wide initiative that offers state-funded access to Core5. All ELL students were included and the non-ELL participants were randomly sampled from a population of over 3,500 students within the 122 schools to create matched ELL and non-ELL groups based on Auto Placement level in Core5 and initial tier status on **aimsweb**.

### Outcomes on Lexia Reading Core5

Similar reading gains in Core5 were found for ELL and non-ELL students. At the beginning of year, 71% of students were working below their grade level, 30% were working on material in their grade level, and no ELL or non-ELL students had completed grade level material in Core5. By end-of-year, nearly two-thirds of ELL and non-ELL students had completed grade level material in Core5 (i.e., reached EOY Benchmark). In addition, over one-third of at-risk ELL and non-ELL students who began the year two or more grade levels behind in Core5 (High Risk) closed the reading gap, having completed grade level material in Core5 and reaching EOY Benchmark. Only 4% of the ELL and non-ELL students remained in the at-risk category at the end of the year.

### Outcomes on aimsweb

Progress in Core5 translated to progress on **aimsweb** for the students in this sample. As shown in Figure 1, the percentage of ELL students in Tier 1 increased from 28% at the beginning of the year to 55% at the end of the year, and the percentage of non-ELL students in Tier 1 increased from 28% to 47%. Tier 3 also decreased to less than 20% for both groups. For students who began the school year in Tier 3 on **aimsweb**, 67% of ELL and 64% of non-ELL students improved, moving up at least one tier (Figure 2).

Figure 1. Start and End Tiers on **aimsweb** for ELL and Non-ELL Students (N=884)

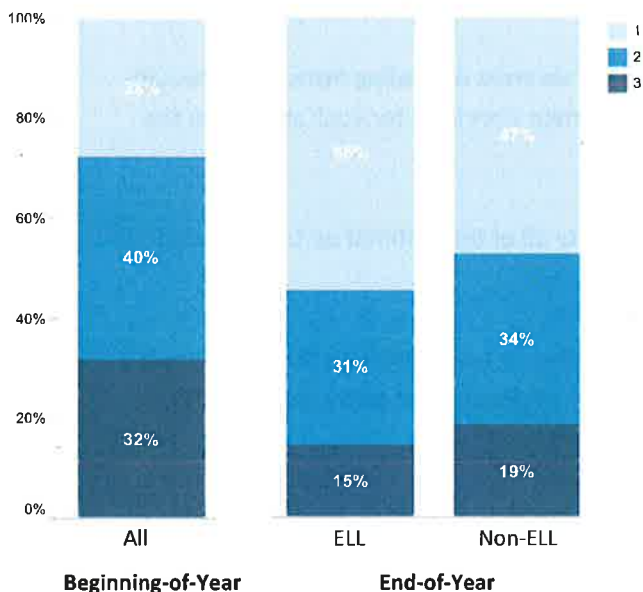
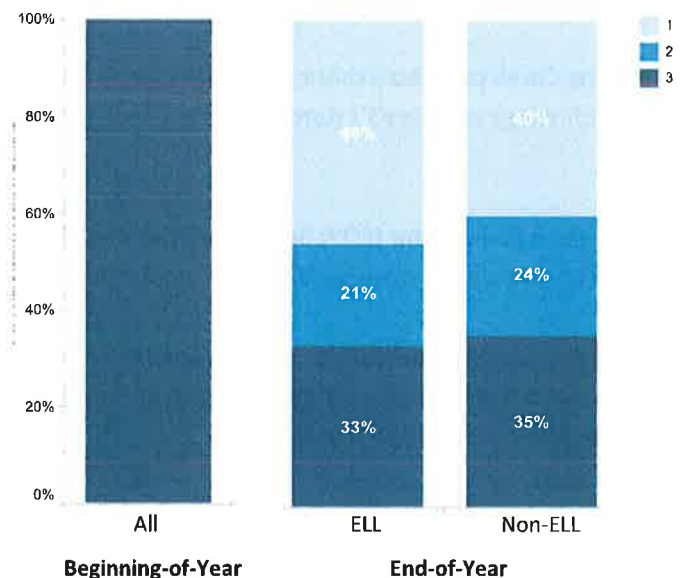


Figure 2. Start and End Tiers on **aimsweb** for Tier3 ELL and Non-ELL Students (N=141)



# BETTER BLENDS WITH VISUAL GAME-BASED MATH

**NIGEL NISBET  
DANA LUTHER**

With Contributions from  
Tom Vander Ark

April 2014



**MIND** Research Institute

A neuroscience and education social benefit organization



@MIND\_Research | Facebook/FriendsofMINDResearchInstitute

888.751.5443  
info@mindresearch.org  
[mindresearch.org](http://mindresearch.org)

## Table of Contents

<b>Executive Summary</b> .....	3
<b>Better Blends with Visual Game-Based Math</b> .....	4
<i>What is Blended Learning?</i> .....	4
<i>Blended Learning Promotes Deeper Learning</i> .....	6
<i>Blended Learning Changes Education</i> .....	7
<i>Benefits of Blended Learning for Students and Teachers</i> .....	7
<i>ST (Spatial-Temporal) Math and Blended Learning Models</i> .....	8
<i>ST Math and the Blended Learning Continuum</i> .....	9
<i>ST Math in the Core</i> .....	10
<i>ST Math in Dynamic Blends</i> .....	11
<i>ST Math in a Competency-Based Sequence</i> .....	11
<i>ST Math and Deeper Learning</i> .....	12
<i>ST Math Benefits Students and Teachers in Blended Learning Models</i> .....	13
<i>MIND's ECPA Learning Path and Blended Learning</i> .....	14
<b>Conclusion</b> .....	16
<b>Endnotes</b> .....	17

## Executive Summary

Blended learning involves a setting where students spend part of their instructional time with digital curricula and part of their time learning in a brick-and-mortar setting. Students also have some choice in which content they use, how quickly they go through it, where they do it, and for how long. Schools implement blended learning in a variety of ways and using various types of technology and curricula.

Blended learning is one of the major educational ways of promoting deeper learning by personalizing student skill building, creating new and interesting learning environments, and allowing students to access content more frequently. Deeper learning is centered on depth over breadth, and gaining a conceptual understanding in conjunction with learning procedures. Blended learning environments give students the chance to explore content that provides them with more effective critical thinking tasks and hands-on learning that promote deeper learning.

While blended learning may be implemented in a variety of models such as lab rotation and classroom rotation, the benefits of this educational concept to both students and teachers are clear. Students have more autonomy and choice in pursuing their curricular objectives. The teacher's role shifts to "guide on the side" and affords educators the ability to focus their time and efforts on individuals or small groups of students.

MIND Research Institute's Spatial-Temporal Math (ST Math<sup>®</sup>) is an ideal instructional tool to be used in blended learning environments. ST Math provides students with a visual approach to math education that is unprecedented in software, giving all students access to learning math through instruction-free learning that focuses on students problem solving and discovering math for themselves. MIND Research Institute is one of the pioneers of the lab rotation models with high fidelity use for more than a decade across a dozen city initiatives. ST Math is being blended into core math instruction as well using class rotation strategies.

MIND Research Institute is committed to applying neuroscience to the challenge of mathematical proficiency in American schools. The founding scientists believe that it is possible to engineer engaging learning pathways that help all students develop the math competencies that will prepare them for college and careers.

This paper covers topics related to the benefits for teachers and for students, in addition to a description of the various ways ST Math can become a part of a district's overall shift to personalized, digital learning. Examples are shared in which ST Math is used as a part of a core mathematics curriculum, in dynamic blended environments, and in a competency-based sequence.

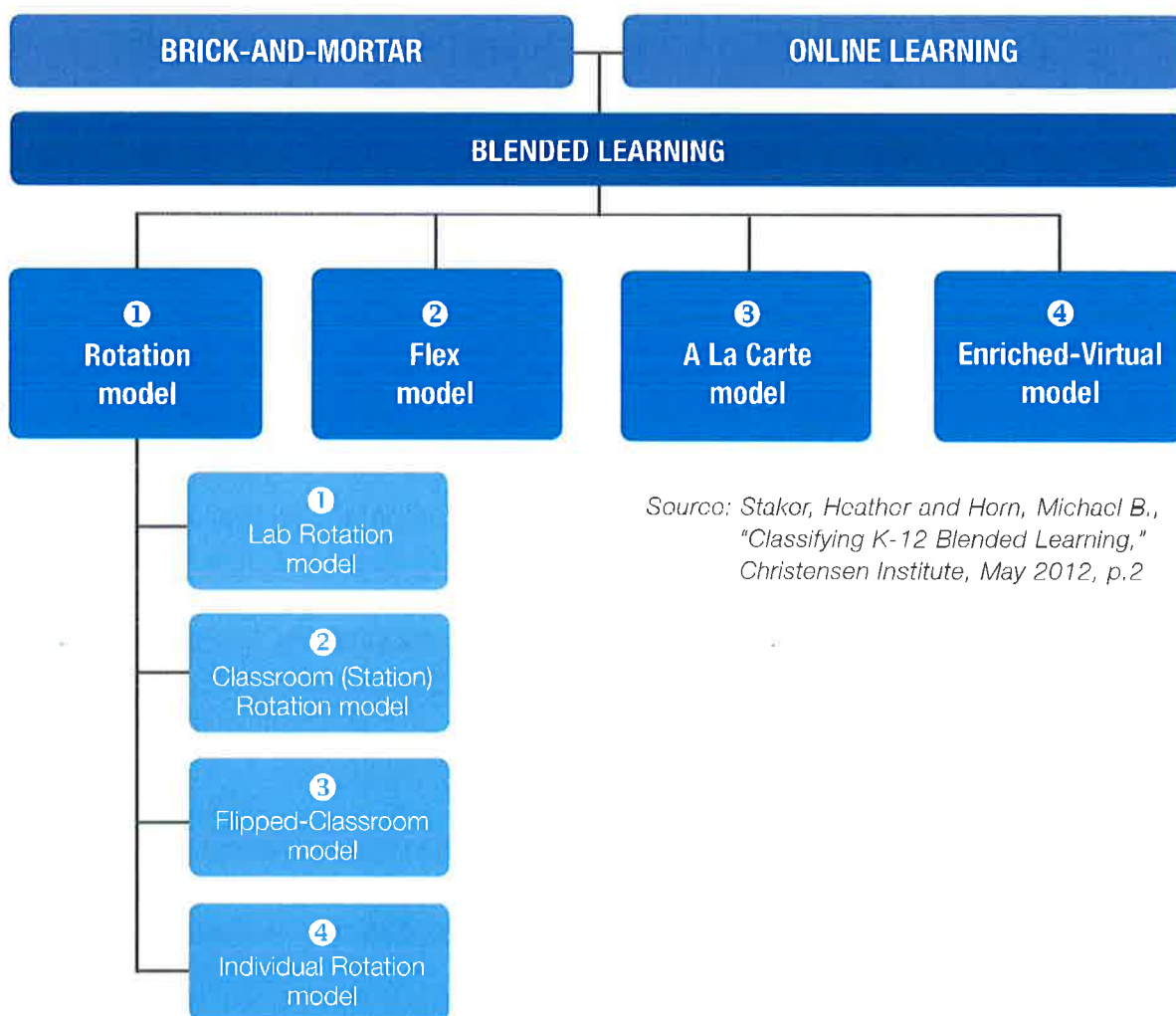
The paper also examines the learning path developed by MIND Research Institute that is used in the development and sequence of every objective addressed in the games students play. The concept of "Experience, Connect, Practice, and Apply" is now used by over 630,000 students in more than 2,050 schools across the United States.

## BETTER BLENDS WITH VISUAL GAME-BASED MATH

### What is Blended Learning?

Blended learning is “a formal education program in which a student learns at least in part through online delivery of content and instruction with some element of student control over time, place, path and/or pace, and at least in part at a supervised brick-and-mortar location away from home.”<sup>1</sup> This method of learning is different from other types of instruction that can be classified as traditional instruction with a technology component or fully online programs. The important distinction for blended learning being that “what students learn online informs what they learn face-to-face, and vice versa.” Blended learning gives schools the flexibility to create implementation models that meet students’ learning needs in a way that was nearly impossible before.

There are four types of blended learning described by the Christensen Institute: 1) Rotation model, 2) Flex model, 3) A La Carte model, and 4) Enriched-Virtual model. Within the overarching idea of a Rotation model, there are four types of rotations: 1) Lab Rotation model, 2) Classroom (Station) Rotation model, 3) Flipped-Classroom model, and 4) Individual Rotation model.<sup>2</sup>



Source: Stakor, Heather and Horn, Michael B.,  
 “Classifying K-12 Blended Learning,”  
 Christensen Institute, May 2012, p.2

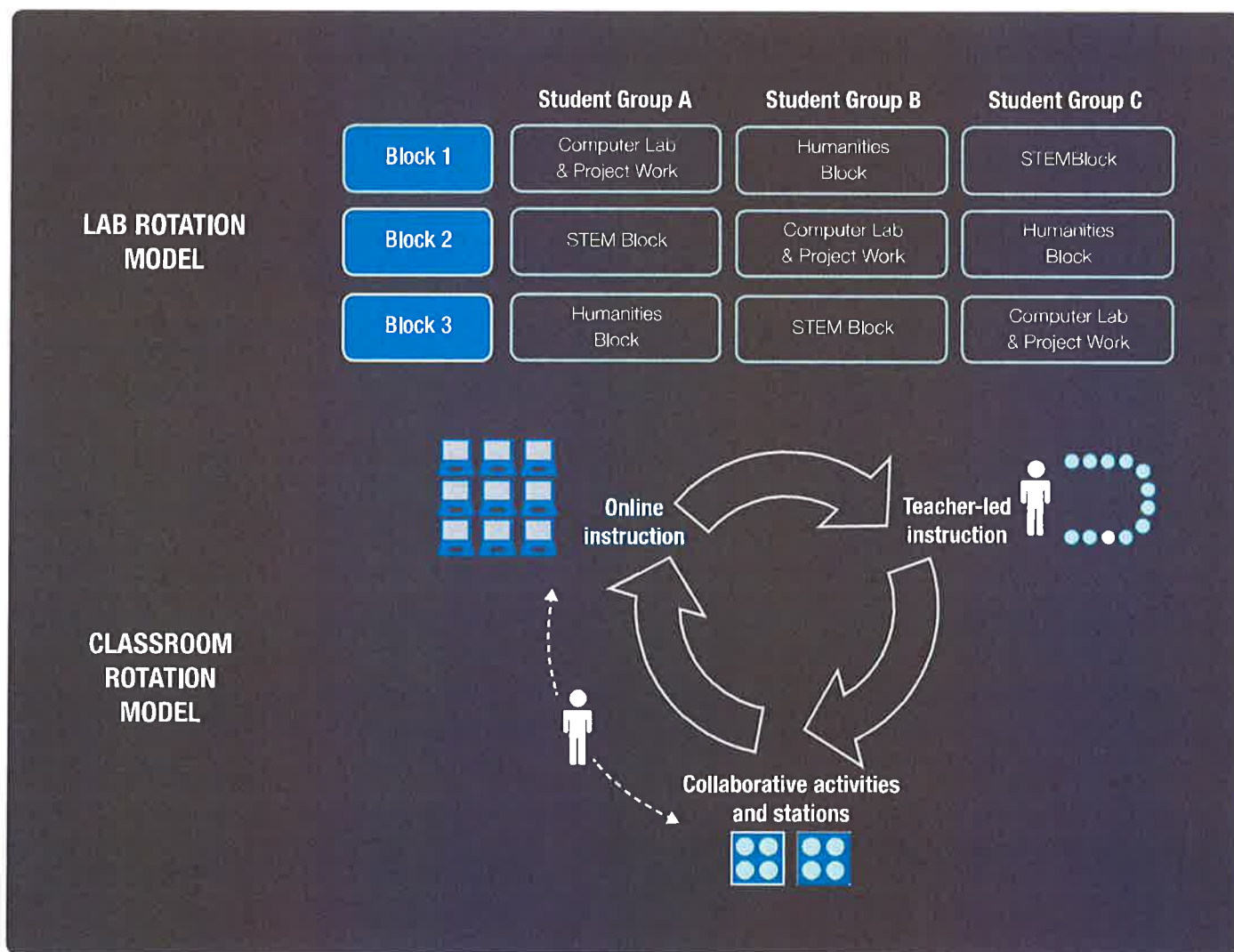
The two models most frequently used in elementary school blended learning environments are described below.

### The Lab Rotation Model

This is a Rotation model in which within a given subject students go into the lab on a fixed schedule on a brick-and-mortar campus. Students rotate among rooms at the school.

### The Classroom Rotation Model

In this model students rotate within the same classroom on a schedule or when directed by the teacher. The rotation includes at least one station for online learning.



Source: "Blended Learning Implementation Guide, Version 2.0,"  
 Foundation for Excellence in Education, Sept. 2013, pp. 26-27



## Blended Learning Promotes Deeper Learning

Deeper learning involves skills such as problem solving, critical thinking, effective communication about a subject, collaboration, and learning how to learn.<sup>3</sup> It is imperative that educators in the United States rethink how American students are learning and instill the necessity for deeper learning to develop students who can compete for jobs in the global economy. Digital learning, especially in the form of blended learning, promotes deeper learning through: 1) Personalized skill building, 2) Schools and tools, and 3) Extended access.

Personalized skill building involves students working on individualized paths that meet students where their understanding of a topic ends rather than teaching them strictly based on grade-level standards. When students work at a desirable level of difficulty, they become more intrinsically motivated and learn to persevere through challenges. Schools and tools foster deeper learning by affording collaboration among students and by building a learning environment that works for those students at that site. Enhanced access provides students with options - a much wider set of time when they can access learning materials and the chance to accelerate learning.<sup>4</sup>

The National Research Council (NRC) describes deeper learning as “the process through which a person becomes capable of taking what was learned in one situation and applying it to new situations – in other words, learning for ‘transfer.’”<sup>5</sup>

The NRC suggests the following strategies to facilitate deeper learning:

- Use multiple and varied representations of concepts and tasks;
- Encourage elaboration, questioning, and explanation;
- Engage learners in challenging tasks;
- Teach with examples and cases;
- Prime student motivation; and
- Use formative assessments.

The adoption of Common Core State Standards and equivalent standards is a step in the right direction for promoting deeper learning in school settings, and applying effective blended learning models increases the depth and capacity for deeper learning for students and the effectiveness and creativity of teachers. These standards give schools the opportunity to redefine and customize the educational experience for all students.<sup>6</sup>

## Blended Learning Changes Education

Blended learning allows schools to shift from a “time above learning” to a “learning above time” approach. Students demonstrate competency and mastery working at their own pace rather than at a pace that is not their own, but is instead tied to grade-level standards. Blended learning also shifts the type and amount of feedback that is provided to students. Students receive real-time informative feedback much more frequently than what is given in a traditional classroom. Blended learning also shifts the role of the teacher from that of lecturer to facilitator. The Alliance for Excellent Education (AEE) describes this as a culture shift in education from a “teacher-centric culture to one that supports learner-centered instruction with an intense focus on the student” and blended learning is already playing a large role in this cultural shift.<sup>7</sup>

Schools utilize technology in order to deliver personalization and customization of instruction to the student. Schools should embrace the use of technology in a novel way in order to allow for student choice and mastery of topics.<sup>8</sup>

## Benefits of Blended Learning for Students and Teachers

Blended learning has positive implications for both students and teachers. The new models allow students to have more autonomy and choice in their learning. Using software and accompanying technology, students receive real-time feedback that would be challenging for an individual teacher to provide. Blended learning also imposes transition on the education system to move from a teacher-centric environment to a student-centric environment. This shift gives teachers more freedom to work with small groups or individual students and promotes facilitating deeper discussion and asking open-ended questions that allow for more analytical thinking on the part of the student. The educator role shifts from that of “telling” to “asking.”

Teachers want to create experiences for students that promote deeper learning, but building these experiences can be quite difficult due to a lack of time, energy, and resources.<sup>9</sup> Various blended learning models have the potential to create types of teaching and learning that are novel and promote deeper learning. Through these blended learning models, the student’s role in learning shifts from regurgitation of facts to critical thinking and problem solving.

## ST (Spatial-Temporal) Math and Blended Learning Models

ST Math, created by the MIND Research Institute, offers a blended learning solution through supplementing a strong core curriculum and creating an inherently blended learning environment for students. ST Math is now in use by 630,000 students, 25,000 teachers, in 2,050 schools in 35 states. The software works across multiple platforms, including most desktop and laptop computers and most tablets.

ST Math's approach uses game-based instructional software that boosts math comprehension and proficiency through visual learning. The games use interactive visual animations of mathematical concepts that provide real-time informative feedback to build conceptual understanding and problem-solving skills in all students. ST Math incorporates the latest research in learning and the brain and promotes mastery-based learning and mathematical understanding. ST Math uses gameplay that promotes effective learning by having all the animation and visualizations directly relate to the learning goal.<sup>10</sup> Students work on ST Math individually, focusing on problem solving through figuring out challenging conceptual math puzzles; meanwhile the teacher monitors students during game play, facilitates students who are struggling, and becomes familiar with the visual models used in the software.

ST Math has been used historically in a traditional lab setting, where each elementary school teacher brings his/her entire class into the computer lab to use the program at one time. When ST Math was first implemented in schools, most buildings only had labs and did not have devices accessible to every classroom or every student – necessitating the use of the Lab Rotation model.

The Lab Rotation model takes on other forms with the same principle of all students using ST Math at the same time with the classroom teacher present in a “lab-type” setting that can include mobile carts, bring your own device, and/or 1:1 learning with school-provided technology. With increased access to affordable mobile devices, most districts are improving student access to technology. This is enabling many schools to use ST Math beyond the Lab Rotation model.

ST Math is now frequently used in the Classroom Rotation model. The KIPP Empower charter school in Los Angeles, Calif., was an early adopter of the Classroom Rotation model in which students rotate from small group instruction with a teacher to collaborative activities to online instruction. Eventually class sizes increased beyond a typical KIPP primary school, and two teachers share the services of a paraprofessional that supervises the activities of the students during online instruction. The Classroom Rotation model has the added benefit of a closer link between online and teacher-led instruction.

The Classroom Rotation model existed primarily through a small number of computers in the back of a classroom. As more schools purchase tablets, they deploy them as the device used for the Classroom Rotation model. As the use of tablets grows, students have access to the devices and ST Math at most times during the school day. This flexibility in access allows students to progress through the program more rapidly because they can spend more time on ST Math.

## ST Math and the Blended Learning Continuum

The paper, "The Next Generation of World Language Learning" sets up a continuum of implementation models that can be adapted to describe the various ways in which ST Math can complement core classroom math instruction.<sup>11</sup> The power of ST Math as an instructional software tool arises through the transfer of conceptual understanding students gain during the 1:1 time on the software to learning vocabulary and procedures in the classroom. This transfer creates an effective, beneficial and more powerful use for ST Math as a blended learning tool because there is not a significant disconnection between the online learning and what students learn in the classroom. Students also take what they learn in the classroom and practice with the visual models in ST Math, increasing their ability to think about mathematics and communicate with their teachers and other students in the classroom environment.

This paper uses blended world language solutions to explain how core instruction can be combined with digital supplementary materials across various implementation models.<sup>12</sup> The paper explains, "One of the key strengths of a blended learning model is the ability to customize the model to meet the individual needs of a school. Because implementation choices must be driven by the unique learning outcome goals of each school or district, it is difficult to recommend one "best" model for implementation. Additional factors that influence this decision include staffing, available technology, scheduling, and funding."<sup>13</sup>

### The Blended Learning Continuum as described in the paper about a language program includes five distinct models that can also be applied to ST Math:

- 1) Students only use ST Math as the core instruction, with traditional math instruction as *optional*.
- 2) Students primarily use ST Math, with traditional core math instruction *required*.
- 3) Students primarily use ST Math *integrated with* and *connected to* core math instruction.
- 4) Students are primarily in traditional math classroom with *required* ST Math components to supplement core instruction.
- 5) Students are primarily in classroom instruction with *optional* time in ST Math for practice.<sup>14</sup>

## ST Math in the Core

Items 1 through 3 in the “Blended Learning Continuum” describe instances in which ST Math functions as an integral part of core instruction. In these instances, ST Math is used in various ways ranging from ST Math as the key component of core instruction to ST Math equally balanced with core instruction. In these instances, ST Math serves as a part of an overall math curriculum that includes online instruction, small group instruction, and whole-class instruction.

Encinitas School District in San Diego County, Calif., provides a good example of implementation of ST Math in the core curriculum. In addition to the traditional model of using ST Math as a component of personalized learning, math teachers in the district bring elements of the program into whole-group core instruction.

For 30 minutes per day at least 3 days per week, ST Math is used during the whole-class lesson. Teachers use the games with a projector or an interactive whiteboard to start a conversation around mathematics, connecting vocabulary and procedures from the traditional math curriculum to the visual models used in ST Math.

Stephanie Casperson, Principal at Flora Vista Elementary School in Encinitas, explains that this bridges the gap between what happens in independent online practice and the classroom, encouraging a deeper understanding of difficult math concepts. “Kids understand the process before the teacher has even started teaching.”

Teachers across the district participate in training to assure effective implementation. As individual teachers begin to see more efficient learning of units within the curriculum and students gain an upfront, conceptual understanding of material through the use of introductory activities, the role of ST Math in whole-group instruction continues to grow.

**A New Digital Core.** *For most of the last century, most school districts thought of a mathematics curriculum as a sequence within an adopted textbook, supplementing instruction with additional materials. Starting in the 1990s, supplementary materials often included computer games. Beginning around 2000, digital courseware became common in secondary and higher education. With the introduction of the iPad and tens of thousands of applications in 2010, the mobile revolution kicked into high gear.*

*The trend continues to pick up steam. Over the next few years, most American schools will shift from print to predominantly digital instructional materials. Some districts and schools will adopt a primary digital text or courseware the way they did textbooks (e.g., 1 and 2 on the Blended Learning Continuum, but many will use a blend of several components into a flexible core curriculum that allows multiple pathways for students (e.g., 3 and 4 on the continuum).*

## ST Math in Dynamic Blends

Items 4 and 5 in the “Blended Learning Continuum” describe instances in which ST Math is used as a supplement to a core instructional program such as a traditional textbook that either requires practice in ST Math or offers students optional time in ST Math.

One of the top benefits of blended learning is the ability of educators to constantly adjust the structure of their programs and create the best mix of instructional components to meet student needs. Cornerstone Charter School<sup>15</sup> in Detroit uses three different blended learning models in grades K-9 under one roof. Rocketship Education<sup>16</sup> continually evaluates the components in its learning lab. They use ST Math as a Tier 1 Response to Intervention program for all K-5 students with a usage goal of 40 minutes per week in a Flexible Classroom model. Then, they refresh or realign the content on the first of every month to follow the scope and sequence of individual schools and teachers. The school finds ST Math is especially useful for English language learners because of its reliance on conceptual understanding without auditory directions or language prompts.

## ST Math in a Competency-based Sequence

Several new blended school models, including the Education Achievement Authority (EAA)<sup>17</sup> in Detroit, offer students standards-aligned units of study and/or playlists of content modules providing several ways to learn, practice, and demonstrate mastery. With these integrated but differentiated core instructional programs, each student progresses on an individualized pathway as he/she demonstrates readiness.

ST Math is suited for use with one or two other instructional materials such as a traditional textbook and/or other math software to create a full unit of study or playlist. Usage and mastery data from ST Math can be combined with formative results from other instructional programs and/or periodic benchmark assessments to determine overall mastery.

A competency-based elementary program can be easier to facilitate in a multiage environment. Using separate grouping strategies for English Language Arts (ELA) and math with specialist teachers is another alternative. EAA K-8 schools have 19 instructional levels allowing for more dynamic grouping than traditional grade levels.

In their first year using a standards-based grading method, The Starr Detroit Academy<sup>18</sup> used ST Math as part of a competency-based math program in a Classroom Rotation model. Students demonstrate levels of mastery in order to progress. ST Math serves as an independent practice component of the math curriculum. The overall curriculum is identified as blended learning math instruction with 90-minute, daily blocks. The teacher plays a large part in consistently and constantly analyzing student progress and fluency. Several assessments are used together with ST Math to determine student growth measures and assure accurate placement. NWEA diagnostic assessments are used to identify at which grade level students will begin work on ST Math and a partnership with the Achievement Network has allowed for the use of Common Core-aligned interim assessments, which are taken four times per year. The administration works with educators to use the ST Math data combined with data from these additional assessments to drive instruction.

## ST Math and Deeper Learning

It is instructive to understand the critical design principles that underpin the program for the student 1:1 experience with ST Math and for the teachers. ST Math is designed to introduce mathematical concepts as puzzle-type games with the language and symbols removed. It provides rich interactive learning experiences for all students beginning in kindergarten and continuing into middle school. Students who are able to use pattern imagery to solve math problems exhibit a deeper conceptual understanding of math topics and are better able to abstract and generalize.<sup>19</sup> ST Math builds students' pattern recognition, enabling them to solve non-routine problems.

ST Math addresses all of the National Research Council's suggestions for facilitating deeper learning.

### Use multiple and varied representations of concepts and tasks

- Every ST Math objective, which is a learning trajectory to learn a math topic, contains multiple visual representations of the topic, increasing student ability to apply and transfer knowledge to new situations.

### Encourage elaboration, questioning, and explanation

- Because ST Math is language-free and includes no instructions, teachers are taught to be facilitators, asking open-ended questions to promote student thought and explanation.

### Engage learners in challenging tasks

- Each level of ST Math introduces a new element that engages students in a desirable level of difficulty that challenges them in an appropriate way.

### Teach with examples and cases

- MIND Research encourages teachers to use ST Math in the classroom setting to round out the blended learning environment with a holistic view of math learning.

### Prime student motivation

- Students become intrinsically motivated to learn, play ST Math, and persevere through challenging content because they learn what it feels like to succeed when challenged.

### Use formative assessments

- ST Math includes a pre- and post-quiz for every objective in order to increase student metacognition about what they are learning and to inform teachers.

## ST Math Benefits Students and Teachers in Blended Learning Models

ST Math results are remarkable considering that it is typically used to supplement a traditional core curriculum. The program is designed to extend and apply a core curriculum and, because of the individualized nature of the program, some students move more quickly or slowly than whole-group instruction. The implementation of Common Core State Standards and the next generation of state assessments have whetted the appetite for high-quality tools and content like ST Math that can personalize instruction. At its core, the shift to blended learning is premised on the promise of customized learning to improve student outcomes.<sup>20</sup>

ST Math has many benefits for students, some of which are easily measured such as increases in standardized test scores and others that are less simple to quantify. From a measurable, mathematical proficiency standpoint, ST Math has proven to increase student proficiency on standardized tests. The program also directly affects growth of students' executive functions. Students develop incredible persistence in problem solving (one of the Common Core Practice Standards) through playing at desirable levels of difficulty that are intentionally built into the software. The program does not provide students with hints, or resort to telling them the answer. As a result, students learn by paying close attention to the real-time informative feedback they receive in response to their individual answers.

ST Math's focus on persistent problem solving has been shown to have a dramatic impact on students' motivation and attitude towards math. MIND Research Institute measures student motivation and attitude through an annual survey of teachers in classrooms using the ST Math program. In June of 2013 MIND Research surveyed approximately 1,180 teachers, which produced the following results:

*“ST Math has made math learning more fun for my students and for me.”*

**– 90% Agree or Strongly Agree**

*“ST Math has engaged students who are usually difficult to engage productively.”*

**– 84% Agree or Strongly Agree**

*“ST Math has improved the attitude of my students towards math.”*

**– 85% Agree or Strongly Agree**

Teachers notice changes in student behavior and an increase in softer skills after only a short amount of time. Students engage strongly with ST Math because they are problem solving, discovering, and trying new puzzles regularly. Students are intrinsically motivated to continue to play because they are consistently surmounting challenges. Psychological research has shown that extrinsic rewards have negative effects on students' intrinsic motivation to learn.<sup>21</sup> ST Math capitalizes on students' drive to achieve competence within game-play through problem solving and attainment of mastery on each level to increase their motivation around math learning. When playing ST Math games, students do not expect any tangible, extrinsic rewards that are present in most educational software that rely on the tenets of gamification to motivate students.



## MIND's ECPA Learning Path and Blended Learning

ST Math is built on a four-step learning path:

### Experience ► Connect ► Practice ► Apply

The ECPA learning path was developed by the MIND Research Institute as a model for the learning process. Research suggests that engaging with cognitively challenging mathematical tasks, namely those promoting flexible thinking, reasoning and problem solving, is a primary mechanism for promoting conceptual understanding of mathematics,<sup>22</sup> and that the 15 types of mathematical tasks, or experiences that students have significantly influences what they learn.<sup>23</sup> Based on these research findings, MIND spent time fully developing ECPA and creating the software to support the path.

**Experience:** The Experience piece of the learning path is the technological component of blended learning. Students work 1:1 with ST Math, gaining problem-solving skills in a language-free environment. Each objective begins with students solving challenging problems posed entirely visually. Students engage in a deep, conceptual gameplay experience that gets them involved in making sense of mathematics for themselves. Every puzzle provides real-time informative feedback that adapts to individual in-game actions, allowing students to try their own solutions, make mistakes, and learn from those mistakes.

During this time students determine their own pace through the program, which is one of the critical components for the online portion of blended learning.

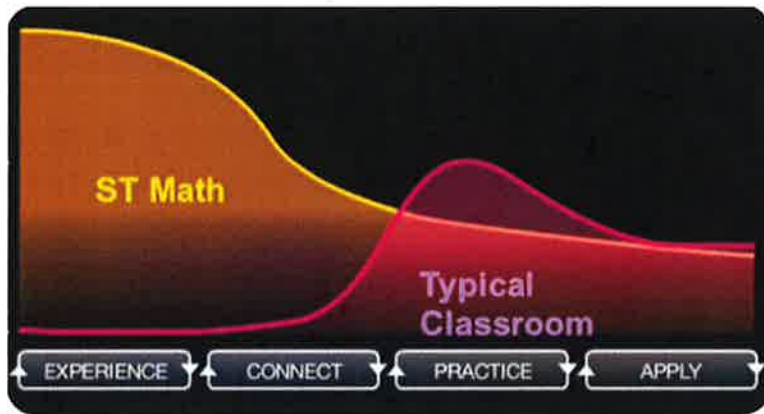


*This teacher is using ST Math in the classroom as part of a math lesson.*

**Connect:** This element of the learning path involves students and teachers building the bridge in understanding between conceptual and procedural mathematics in a blended learning environment. Once students solve the initial experience puzzles, they begin to develop an intuition about the mathematics being taught (building their internal schema). At this point, it is important to connect these new ideas to previous math content, and to other mathematical representations.

Classroom discussion of interesting puzzles and students' solution strategies is a valuable part of this process. ST Math provides professional development that helps teachers understand their important role in the Connect phase and how to facilitate students as they develop their conceptual understanding. Research shows that developing conceptual understandings and procedural skills feed on one another in an iterative process.<sup>24</sup> As teachers discuss the concepts students learn on ST Math and directly tie them to procedures in the classroom, students are able to deepen their understanding of both.

It is worth noting that in the traditional classroom model, and in most mathematics educational software, the Experience and Connect phases of the learning path are generally less prominent than they are in ST Math. Typically students are told how to perform a new mathematical procedure/algorithm by watching a lecture or a video, and then moved directly to the Practice phase. In general, implementing the Experience and Connect phases of the learning path is a challenging task for many teachers. Creating hands-on, conceptual experiences for students in the classroom requires teachers to have deep content knowledge. And for that experience to be effective, all students need to receive real-time informative feedback on their ideas as they try them out, which is practically impossible given the large class sizes in many areas. However, with ST Math, all teachers can provide direct access for all students to these critical phases of the learning path, which makes ST Math an even more powerful blended learning tool.



*ST Math provides all students with the same hands-on learning experience that is challenging to produce in a classroom.*


**Practice:** Once students have developed a good conceptual understanding of a mathematical idea or procedure, they need opportunities to practice and develop fluency. This can happen in both areas of blended learning – on the device and/or in the classroom.

In a single grade level of ST Math, students will solve approximately 4,000 puzzles, many of which are classified as L.I. or "Language Integration" with the mathematical symbols or key vocabulary embedded into the games.

Students are exposed to various visual models that represent the same math concept. Research has shown that variability during practice may slow practice down, but the variation leads to better long-term retention of the concepts and information.<sup>25</sup> Multiple external representations of a math topic support cognitive processes in learning and problem solving, specifically on computers.<sup>26</sup> ST Math places the cognitive load on the students during 1:1 time to translate between representations, and the teacher is expected to make those connections explicit for students during class time.

**Apply/Generalize:** Once students conceptually understand a mathematical idea, and can use/perform it fluently, to complete the learning path they need to apply it and generalize their understanding. In a traditional math class using text-based materials, this is done typically with word problems. Word problems are a limited version of an application task, and in most cases they are nothing more than a word-based version of the same problems students have been solving previously. In order to generalize mathematical understanding students need to be challenged with new situations that require them to model with the mathematics they have learned.

ST Math harnesses the benefits of blended learning to create a comprehensive environment where students learn at their own pace and develop fluency on the software, and then communicate and make connections through interactions with other students and teacher instruction.



*Example of a visual model incorporating symbols in ST Math.*

## Conclusion

The shifts to college- and career-ready standards and the next generation of online assessments create a once-in-a-generation opportunity to reimagine teaching and learning. As schools and districts across the country implement the new standards and assessments, teachers and educational leaders increasingly are exploring the potential of technology to bridge the gap between the outdated factory model and what the Hewlett Foundation refers to as "deeper learning competencies."<sup>27</sup>

The educational technology market has risen to meet increased demand with countless sources of content, instruction and resources now available to schools and districts. Solutions like ST Math offer evidence-based, research-backed content with proven results.

For example, Change the Equation (<http://changetheequation.org>), an initiative to mobilize the business community to improve the quality of STEM learning in the United States, recognized ST Math as a program that consistently yields positive results for students. Similarly, Business Roundtable (<http://businessroundtable.org/media/news-releases/business-roundtable-recognizes-five-programs-for-outstanding-work-i>) recognized ST Math as an "Outstanding" K-12 STEM education program. And, a study by WestEd validated MIND Research Institute's methodology for evaluating student achievement proficiency in the Los Angeles Unified School District. Increases in proficiency realized in Los Angeles through the use of ST Math have been confirmed in comparable urban areas such as Baltimore, Chicago, Houston, Las Vegas, Minneapolis, New York, Orlando, Philadelphia, Seattle and Washington, D.C.<sup>28</sup>

Harnessing the power of blended learning is an obvious choice for educational leaders who are approaching the new standards and assessments as a way to personalize instruction and better prepare students to be college- and career-ready. This paper illustrates the potential to use ST Math as a proven blended learning solution with flexibility as a supplement to a traditional curriculum, part of a dynamic blend, or the core component of an innovative, competency-based approach.

MIND is closing the "experience gap" and building a pathway to proficiency for millions of students in America and worldwide.

## Author Bios

### Nigel Nisbet

#### Director, Content Creation

Nisbet began his education career by teaching a class of 15 at an idyllic private all-girls school in rural England. After moving to the U.S., Nisbet taught Mathematics, AP Physics, and AP Computer Science at Van Nuys Senior High, where he was a pioneer of integrating technology into the classroom, and utilizing project-based learning to engage students' critical thinking skills. At Van Nuys, he successfully spearheaded the implementation of the LAUSD Los Angeles Virtual Academy program as a solution for Algebra 1, and collaborated with AP Readiness Program in Computer Science.

Leaving the classroom in 2006, he became a Mathematics Specialist for the Los Angeles Unified School District, where he designed and delivered professional development programs and implemented the transition to Response to Intervention (RTI) programming. He has written, designed and implemented several instructional guides and curriculum, focusing on middle school and high school math (Grade 6 and 7; Algebra Readiness; Algebra 1 & 2; and Geometry).

Nisbet joined the nonprofit MIND Research Institute team as Senior Mathematics Specialist in the spring of 2010, becoming the Director of Content Creation in early 2011. At MIND, Nisbet devotes his time to reaching into the structure and beauty of mathematics and finding ways to build engaging, interactive and completely visual games that teach all students how math really works.

### Dana Luther

#### Associate Product Manager

A previous math educator, Luther has combined experience with training and building strategic plans for increasing impact on student learning. She now works with MIND Research as Assoc. Product Manager, facilitating collaboration between engineering and other departments for releases and program launches. She is responsible for program roadmaps, participating in requirements writing with the engineering team, writing collateral and gathering information that influences prioritization of projects.

## Disclosures

Tom Vander Ark is author of Getting Smart: How Digital Learning is Changing the World and CEO of Getting Smart, a education advocacy firm. Tom advocates for innovations that customize and motivate learning and extend access. MIND Research is a Getting Smart Advocacy Partner.

## Endnotes

- <sup>1</sup> Staker, Heather and Horn, Michael B., "Classifying K-12 Blended Learning," Christensen Institute, 2012, p.3.
- <sup>2</sup> Staker, Heather and Horn, Michael B., "Classifying K-12 Blended Learning," Christensen Institute, 2012, pp. 8-15.
- <sup>3</sup> Retrieved 20 February 2014 from <http://www.hewlett.org/programs/education/deeper-learning>.
- <sup>4</sup> Vander Ark, Tom and Schneider, Carrie, "How Digital Learning Contributes to Deeper Learning," Getting Smart, 2013, pp.11-20
- <sup>5</sup> Pellegrino, James and Hilton, Margaret, "Education for Life and Work: Developing Transferable Knowledge and Skills in the 21st Century," National Research Council of the National Academies, July 2012, pp.XX
- <sup>6</sup> Vander Ark, Tom and Schneider, Carrie, "How Digital Learning Contributes to Deeper Learning," Getting Smart, 2013, p.5.
- <sup>7</sup> "The Nation's Schools Are Stepping Up to Higher Standards," Alliance for Excellent Education, November 2012, p.5.
- <sup>8</sup> Vander Ark, Tom and Schneider, Carrie, "How Digital Learning Contributes to Deeper Learning," Getting Smart, 2013, p.11.
- <sup>9</sup> Vander Ark, Tom and Schneider, Carrie, "How Digital Learning Contributes to Deeper Learning," Getting Smart, 2013, p.11.
- <sup>10</sup> Ke, Fengfeng, "A Case Study of Computer Gaming for Math: Engaged Learning From Gameplay?," Computers and Education, v.51, December 2008, pp. 1609-1620.
- <sup>11</sup> The original model described by Rosetta Stone by Getting Smart describes a balance of online curriculum from Rosetta Stone and traditional language instruction. "Online curriculum" has been replaced by "ST Math" for purposes of this example.
- <sup>12</sup> Vander Ark, Tom and Schneider, Carrie, "The Next Generation of World Language Learning," Getting Smart, 2013, p.19.
- <sup>13</sup> Vander Ark, Tom and Schneider, Carrie, "The Next Generation of World Language Learning," Getting Smart, 2013, p.19.
- <sup>14</sup> Vander Ark, Tom and Schneider, Carrie, "The Next Generation of World Language Learning," Getting Smart, 2013, p.19.
- <sup>15</sup> Cornerstone Schools, <http://www.cornerstoneschools.org>
- <sup>16</sup> Rocketship Education, <http://www.rsod.org>
- <sup>17</sup> Education Achievement Authority, <http://michigan.gov/eea>
- <sup>18</sup> Starr Detroit Academy, <http://www.starracademy.org>
- <sup>19</sup> Van Garderen, Delinda and Montague, Marjorie, "Visual-Spatial Representation, Mathematical Problem Solving, and Students of Varying Abilities," Learning Disabilities Research and Practice, v. 18, Issue 4, November 2003, pp.246-254;
- <sup>20</sup> For more on the shift to blended learning, see "Blended Learning Implementation Guide, Version 2.0," Foundation For Excellence In Education, Sept. 2013.
- <sup>21</sup> Deci, Edward, Koestner, R., and Ryan, R.M., "Extrinsic Rewards and Intrinsic Motivation in Education: Reconsidered Once Again," Review of Educational Research, Spring 2001, Vol.71, No. 1, pp. 1-27.
- <sup>22</sup> For more on the shift to blended learning, see "Blended Learning Implementation Guide, Version 2.0," Foundation For Excellence In Education, Sept. 2013.
- <sup>23</sup> Deci, Edward, Koestner, R., and Ryan, R.M., "Extrinsic Rewards and Intrinsic Motivation in Education: Reconsidered Once Again," Review of Educational Research, Spring 2001, Vol.71, No. 1, pp. 1-27.
- <sup>24</sup> Rittle-Johnson, Bethany, Siegler, Robert, and Alibali, M., "Developing Conceptual Understanding and Procedural Skill in Mathematics: An Iterative Process," Journal of Educational Psychology, 2001, Vol. 93, No. 2, pp. 346-362.
- <sup>25</sup> Bjork, Robert, Schmidt, R., "New Conceptualizations of Practice: Common Principles in Three Paradigms Suggest New Concepts for Training," Psychological Science, Vol. 3, No. 4, July 1992.
- <sup>26</sup> Ainsworth, Shaaron, "The Functions of Multiple Representations," Computers and Education, vol. 33, Issues 2-3, September 1999, pp.131-152.
- <sup>27</sup> See Hewlett Foundation's Deeper Learning resources at: <http://www.hewlett.org/programs/education/deeper-learning>.
- <sup>28</sup> Retrieved 20 February 2014 from: <http://gettingsmart.com/2013/05/study-confirms-gains-from-game-based-st-math>.

# ROADMAP TO THE REPORT:

## WestEd Evaluation of MIND Research Institute's ST Math Program in California



19,980  
students



129  
schools

Proficient  
or Advanced



6.38  
additional  
points  
growth

Advanced



5.58  
additional  
points  
growth

Potential to  
move UP



16 percentile  
point gain in  
statewide ranking

[This study](#) looked at grade-level average California Standards Test (CST) Math scores at all schools in California having grades that used the ST Math program for the first time in 2010-11, and compared them to a matched set of other schools in the state that did not use ST Math. This roadmap points out key findings, report features and references pages from the full report for more information.

### Who was included in the study?

This Roadmap focuses on the results found at the 129 California elementary schools that fully implemented ST Math for the first time during the 2010-11 school year, meaning at least 85% of the students in that grade were enrolled in the ST Math program and on average completed at least 50% of the program. Because the intention was to evaluate the impact of ST Math at schools that were not already high-performing, the study excluded grades in the top 15% of statewide math performance. The grades using ST Math included more than 19,980 second through fifth grade students in 209 grades. The demographics were on average 72% low income, 66% Latino and 6% African American.

### What data was used?

Thanks to implementation of ST Math across all classrooms in each grade, the study used grade-average 2010 and 2011 California Standards Test (CST) Math scores and proficiency level percentages reported by the California Department of Education.

### What are the main take-aways?

The study found the proportion of students who scored either Proficient or Advanced (i.e., above the No Child Left Behind requirement) after fully implementing ST Math to be, on average, 6.38 percentage points higher than students in the comparison grades, a 0.47 effect size\* (p. 12, Exhibit 6). Additionally, the modeling predicted that grades fully implementing ST Math scored Advanced on the CST math at a rate that was, on average, 5.58 percentage points higher than in comparison grades that were not provided with ST Math. Here, ST Math's effect size was 0.40.\* In a third measurement, the impact of ST Math on scale scores was evaluated, and the effect size was 0.42,\* which means that a school at the 50th percentile statewide would move up 16 percentile points in statewide ranking after implementing ST Math for one year.

*\*These effect sizes are well beyond the federal What Works Clearinghouse (WWC) criteria of 0.25 for "substantively important" effect. Effect size is the difference between the mean values of two sets of data — one treatment and one control — and is measured in units of standard deviation. Each of these followed rigorous WWC standards for quasi-experimental match validity and met the rigorous WWC specifications for statistical significance, per the WWC Procedures and Standards Handbook, Version 3.*

# MIND Research Institute

A neuroscience and education social benefit organization

[mindresearch.org](http://mindresearch.org)

## Did the study look at individual grade levels?

In addition to aggregating results across all grade-levels, second through fifth, the study also looked at individual grade levels and reported out effect sizes on scale scores ranging from 0.28 to 0.56, at p-values from .001 to .068.

## How were the comparison schools chosen?

The comparison grades were randomly selected schools that had not used ST Math prior to or during the 2010-11 school year but were matched in demographics and prior math performance. Comparison schools were selected from the same districts which were using ST Math, in order ensure that they were geographically similar to the ST Math schools. Mahalanobis distance matching was used to identify comparison grades similar in math performance and demographics (p. 6), and the comparison groups' selection process meets the rigorous What Works Clearinghouse standards. (Appendix B, p.19).

## What kinds of analyses were done for the study?

This report performed Intent-to-Treat (ITT) as well as Treatment-on-Treated (ToT) analyses:

- ITT, considered a more conservative estimate of impact, looked at differences between all grades that were provided ST Math, regardless of the extent to which they implemented the program (p. 3).
- ToT analyses included only grades that implemented ST Math to a minimally adequate level of coverage of math concepts. That is, at least 85% of students in each grade used the program and covered at least 50% of the material.

Both analysis methods produced consistently favorable and significant results, with the ToT analysis showing as expected, notably higher effect sizes (p. 8, Exhibit 3; p. 12, Exhibit 6).

## What outcomes did the study examine?

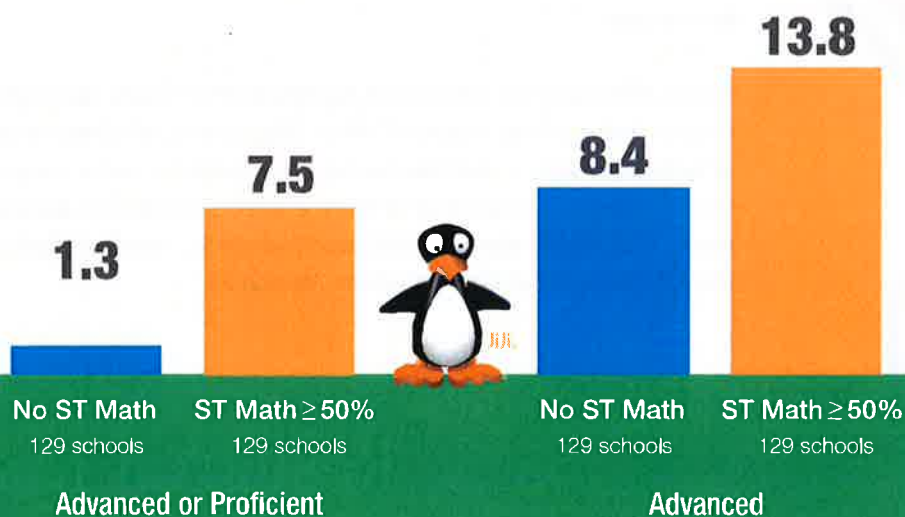
- Grade-level 2011 CST-Math mean scale scores. (0.42 effect size for grades fully implementing ST Math.)
- The proportion of students in each grade who were Advanced in math. (Effect size 0.40 for grades fully implementing ST Math; equivalent to ST Math students scoring 5.58 percentage points higher, on average, than students in comparison grades.)
- The proportion of students in each grade who were either Proficient or Advanced in math. (Effect size 0.47 for grades fully implementing ST Math; equivalent to ST Math students scoring 6.32 percentage points higher, on average, than students in comparison grades.)

The full report, titled "Evaluation of the MIND Research Institute's Spatial-Temporal Math (ST Math) Program in California" (WestEd, October 2014), can be found at <http://hubs.ly/y0hm2j0>.

## Beyond the Report -- Absolute Growth Figures

*Growth in math proficiency from baseline (2009-10) for ST Math schools compared to similar schools.*

### Increase in Percent of Students on California Standards Test



# Appendix 6: Bell Schedule



Class	Enrollment	Class #	KINDERGARTEN																				FIRST																				SECOND																				THIRD																				FOURTH																				FIFTH																			
			1-20	21-40	41-60	61-80	81-100	101-120	121-140	141-160	161-180	181-200	201-220	221-240	241-260	261-280	281-300	301-320	321-340	341-360	361-380	381-400	401-420	421-440	441-460	461-480	481-500	501-520	521-540	541-560	561-580	581-600	601-620	621-640	641-660	661-680	681-700	701-720	721-740	741-760	761-780	781-800	801-820	821-840	841-860	861-880	881-900	901-920	921-940	941-960	961-980	981-1000																																																																						
1	20	1	KA-101	KA-102	KA-103	KA-104	KA-105	KA-106	KA-107	KA-108	KA-109	KA-110	KA-111	KA-112	KA-113	KA-114	KA-115	KA-116	KA-117	KA-118	KA-119	KA-120	KA-121	KA-122	KA-123	KA-124	KA-125	KA-126	KA-127	KA-128	KA-129	KA-130	KA-131	KA-132	KA-133	KA-134	KA-135	KA-136	KA-137	KA-138	KA-139	KA-140	KA-141	KA-142	KA-143	KA-144	KA-145	KA-146	KA-147	KA-148	KA-149	KA-150	KA-151	KA-152	KA-153	KA-154	KA-155	KA-156	KA-157	KA-158	KA-159	KA-160																																																												

## Parameters

<i>Non-Negotiable</i>	<i>minimum of 10 min between each Enrichment Class</i>
<i>Non-Negotiable</i>	<i>1 class out of the LL at all times</i>
<i>Non-Negotiable</i>	<i>Staggered Lunch/Recess with time built in between Lunch</i>
<i>Non-Negotiable</i>	<i>No FLEX in 3rd-5th grade</i>
<i>Ideal</i>	<i>Less Transitions</i>
<i>Ideal</i>	<i>Equitable CPT/L/R</i>
<i>Ideal</i>	<i>Offer a schedule that allows Mona to get her kids at the end of the day</i>
<i>Changes</i>	<i>Differences in length of classes depending on cohort</i>
<i>Changes</i>	<i>Move of FLEX times to counter the Enrichments to allow for 10 min transition times</i>
<i>Ideal</i>	<i>Earlier lunches</i>
<i>Ideal</i>	<i>No class times of 20 min or less</i>
<i>Ideal</i>	<i>Consistency of L/R times with Minimum Day</i>







15-16 Regular Schedule.2.0

4:05				4:05				4:05				4:05			4:05			4:05			
4:10				4:10				4:10				4:10	Dismissal 4:10		4:10	Dismissal 4:10		4:10			
4:15				4:15				4:15				4:15			4:15			4:15			
4:20				4:20				4:20				4:20			4:20			4:20			



Special Fridays

KINDERGARTEN				FIRST				SECOND				THIRD				FOURTH				FIFTH	
Lions	Bobcats	49ers	UNCs	Wolfpack	Phoenix	Bruins	Spartans	Math	Cimmarrons	Bulldogs	ELA	Huskies	Ferries	Cardinals	Trojans	Seawolves	Banana Slugs	Matadors	Colonia	Wildcats	Aztecs
Launch				Launch				Launch				Launch				Launch				Launch	
Breakfast/ PBIS				Breakfast/ PBIS				Breakfast/ PBIS				Breakfast/ PBIS				Breakfast/ PBIS				Breakfast/ PBIS	
Math - 70	Enrichment - Gardening + PE - 70	ELA - 55	ELA - 55	Math - 70	LL - 70	ELA - 65	ELA - 65	Math - 70	LL - 70	ELA - 90	ELA - 90	Math - 75	LL - 75	ELA - 75	ELA - 75	Math - 75	LL - 75	ELA - 95	ELA - 95	Math - 75	ELA - 75
Recess				Recess				Recess				Recess				Recess				Recess	
Enrichment - Gardening + PE - 65	Math - 65	ELA - 70	ELA - 70	LL - 70	Math - 70	ELA - 65	ELA - 65	LL - 70	Math - 70	ELA - 45	ELA - 45	LL - 70	Math - 70	ELA - 70	ELA - 70	LL - 70	Math - 70	ELA - 40	ELA - 40	ELA - 75	Math - 75
LUNCH - 20				LUNCH - 20				LUNCH - 20				LUNCH - 20				LUNCH - 20				LUNCH - 20	
RECESS - 25				RECESS - 25				RECESS - 25				RECESS - 25				RECESS - 25				RECESS - 25	
ELA - 50	ELA - 50	Enrichment - Gardening + PE - 70	Math - 70	RECESS - 25				LUNCH - 20				ELA - 75	ELA - 75	LL - 75	Math - 75	ELA - 75	ELA - 75	LL - 75	Math - 75	OLA - 75	ELA - 75
RECESS				RECESS				RECESS				RECESS				RECESS				RECESS	
ELA - 90	ELA - 90	Math - 80	Enrichment - Gardening + PE - 80	ELA - 55	ELA - 55	LL - 55	Math - 55	ELA - 110	ELA - 110	LL - 35	Math - 35	ELA - 80	ELA - 80	Math - 80	LL - 80	ELA - 40	ELA - 40	Math - 40	LL - 40	ELA - 15	OLPs - 15
LUNCH - 20				LUNCH - 20				LUNCH - 20				LUNCH - 20				LUNCH - 20				LUNCH - 20	
RECESS - 20				RECESS - 20				RECESS - 20				RECESS - 20				RECESS - 20				RECESS - 20	
ELA - 90	ELA - 90	Math - 80	Enrichment - Gardening + PE - 80	ELA - 70	ELA - 70	Math - 80	LL - 80	ELA - 110	ELA - 110	Math - 75	LL - 75	ELA - 80	ELA - 80	Math - 80	LL - 80	ELA - 40	ELA - 40	Math - 40	LL - 40	ELA - 60	OLPs - 60









## Appendix 7: Data

# Data-Driven Instruction at Rocketship: Playbook (2014-2015 Edition)

## *Table of Contents*

### **INTRODUCTION**

[The 4 Habits of Data-Driven Educators](#)

[The 3 Foundations of the Rocketship Data-Driven Instructional Model](#)

[How do the 4 Habits work together?](#)

[How do the 4 Habits work within the 3 Foundations?](#)

[How can I make sure that I am being truly and effectively data-driven?](#)

[When will I engage in this practice across the school year?](#)

[There are so many different ways to slice the data. What exactly do Rocketship educators need to be able to do in analyzing their data?](#)

### **CHAPTER 1: Data Day**

[READ ME: About Data Day](#)

[Overview of Major Shifts in 14-15](#)

[Checklist for Excellence](#)

[Structuring the Data Cycle](#)

[Matrix of Suggested Data to Analyze + When](#)

[Index of Resources](#)

[Gather Evidence](#)

[Analyze](#)

Collaborate

Act

Frequently Asked Questions

What is the purpose of Data Day?

Who attends CPT? Who leads it?

When and where does Data Day happen?

What happens during Data Day?

Using Data Day for just planning sounds ideal - but how can I make it happen? There's always so much to accomplish during that time.

Unit Planning Kick-Off

Mid-Unit Step-Back

Pre-Data Day 1:1s

**CHAPTER 2: Weekly Common Planning Time**

READ ME: About Weekly Common Planning Time

Overview of Major Shifts in 14-15

Checklist for Excellence

Structuring Common Planning Time Across the Week

Matrix of Suggested Data to Analyze + When

Index of Resources

Gather Evidence

Analyze

Collaborate

Act

Frequently Asked Questions

What is the purpose of Common Planning Time (CPT)?

Who attends CPT? Who leads it?

When and where does CPT happen?

What happens during CPT?

But is CPT exactly the same from school to school?

Example Common Planning Time Schedule Across the Week

**CHAPTER 3: The Intersection of DDI and Coaching**

READ ME: About the Intersection of DDI and Coaching

Overview of Major Shifts in 14-15

DDI Intersections Within the Coaching Cycle

Index of Resources

Gather Evidence

Analyze

Collaborate

Act

Frequently Asked Questions

What does coaching look like at Rocketship?

How does the Coaching Cycle intersect with DDI?

## Introduction

The 4 Habits of Data-Driven Educators

The 3 Foundations of the Rocketship Data-Driven Instructional Model

How do the 4 Habits work together?

How do the 4 Habits work within the 3 Foundations?

How can I make sure that I am being truly and effectively data-driven?

When will I engage in this practice across the school year?

There are so many different ways to slice the data. What exactly do Rocketship educators need to be able to do in analyzing their data?



## The 4 Habits of Data-Driven Educators

Rocketship Schools will be able to...	Because of...
<p><b>DDI HABIT #1: Gather EVIDENCE</b></p> <ul style="list-style-type: none"> <li>accurately and efficiently gather quantitative and qualitative forms of data on what students are getting right or wrong and how they are progressing toward the big goal</li> <li>regularly gather diagnostic, formative, and summative data (i.e., before, during, and after a unit, or ~1x a week) to gauge mastery and growth</li> <li>regularly and sufficiently (i.e., ~1x a week) track and analyze data so that it can inform short- and long-term planning and differentiation</li> </ul>	<p><b>RESOURCES</b></p> <ul style="list-style-type: none"> <li>Disaggregated formative data reports on SchoolZilla</li> <li>Student work portfolio guidelines and templates</li> <li>Streamlined, user-friendly SchoolZilla workbooks</li> <li>Sample formative assessment trackers for quantitative and qualitative data</li> </ul> <p><b>TRAINING</b></p> <ul style="list-style-type: none"> <li>PD for teachers on our suite of assessments</li> <li>PD for teachers on how to gather more varied, frequent formative data</li> <li>PD for school leaders on conducting data-driven coaching observations</li> </ul> <p><b>STRUCTURES</b></p> <ul style="list-style-type: none"> <li>Weekly/biweekly coaching observations</li> <li>Suite of high-quality, centralized assessments</li> <li>Expanded formative assessment network recommendations</li> </ul>
<p><b>DDI HABIT #2: REFLECT on Data</b></p> <ul style="list-style-type: none"> <li>triangulate more than one source of data to consider a wide, varied range of causal teacher student actions behind the trends in data</li> <li>accurately identify multiple trends in data against the big goal within student subgroups against the big goals, AND appropriately prioritize focus areas by weighing the urgency and feasibility of addressing them <ul style="list-style-type: none"> <li>Read more about the <a href="#">Top 5 Metrics</a></li> </ul> </li> <li>regularly analyze data (e.g., prior to weekly CPT and Data Day).</li> </ul>	<p><b>RESOURCES</b></p> <ul style="list-style-type: none"> <li>Wide variety of analysis forms for both quantitative and qualitative data</li> <li>Data analysis “scope and sequence” for across the year</li> </ul> <p><b>TRAINING</b></p> <ul style="list-style-type: none"> <li>Integrated data platform and data analysis PD for instructional staff</li> <li>PD for school leaders on identifying coaching focus areas using observational and assessment data</li> </ul> <p><b>STRUCTURES</b></p> <ul style="list-style-type: none"> <li>Mid-unit step-back routines</li> <li>Pre-Data Day coaching conversations</li> <li>School leaders and teacher leaders prepared to provide support on data analysis</li> </ul>

(Cont.)

Rocketship Schools will be able to...	Because of...
<p><b>DDI HABIT #3: <i>Meaningfully</i> COLLABORATE</b></p> <ul style="list-style-type: none"> <li>● pull meaningful, goal-oriented data and pieces of evidence around which to collaborate</li> <li>● actively participate in opportunities for goal-aligned collaboration (e.g., common planning time) and engage others for feedback and suggestions</li> <li>● convene at regular formal interactions (e.g., grade level meetings, common planning time, coaching conversations, staff PD, etc.)</li> </ul>	<p><b>RESOURCES</b></p> <ul style="list-style-type: none"> <li>● PD for school leaders on identifying coaching focus areas based on observational and assessment data</li> </ul> <p><b>TRAINING</b></p> <ul style="list-style-type: none"> <li>● School leader and teacher leader PD on facilitating data conversations</li> </ul> <p><b>STRUCTURES</b></p> <ul style="list-style-type: none"> <li>● Weekly Common Planning Time data conversations with the grade team and/or content team</li> </ul>
<p><b>DDI HABIT #4: ACT</b></p> <ul style="list-style-type: none"> <li>● use data analysis to identify action steps to address fundamental student gaps while maintaining their strengths</li> <li>● use data analysis to identify effective action steps               <ul style="list-style-type: none"> <li>○ to tackle the prioritized focus area at varied levels (e.g., small group instruction, whole group instruction, instructional routines, etc.) within his/her own instruction, and</li> <li>○ to maintain the bright spots.</li> </ul> </li> <li>● tie clear anticipated outcomes and feasible timelines to all action steps.</li> <li>● regularly adjust instruction in response to data (i.e., from lesson to lesson)</li> </ul>	<p><b>RESOURCES</b></p> <ul style="list-style-type: none"> <li>● Data Day action planning templates for whole group instruction, small group instruction, instructional routines, tutoring groups, and learning lab</li> <li>● Lesson and unit planning templates</li> </ul> <p><b>TRAINING</b></p> <ul style="list-style-type: none"> <li>● Ongoing content-specific professional development to build schools' knowledge of pedagogical best practices</li> <li>● Ongoing individualized coaching conversations</li> </ul> <p><b>STRUCTURES</b></p> <ul style="list-style-type: none"> <li>● Data Day conversations</li> <li>● School leaders and teacher leaders prepared to support staff with action plan execution</li> </ul>

### The 3 Foundations of the Rocketship Data-Driven Instructional Model

Foundation	Objective	Data Analyzed	Timing and Structure
Data Day	<ul style="list-style-type: none"> <li>To identify wider-reaching trends in data in order to inform long-term and short-term planning</li> </ul>	<ul style="list-style-type: none"> <li>Interim assessment data (i.e., STEP, benchmarks, mastery assessments, NWEA)*</li> <li>Culminating student performance tasks (e.g., writing final drafts)*</li> <li>The past cycle's weekly CPT notes and takeaways*</li> <li>Any anecdotal notes collected by the teacher as they observed students take the interim assessment*</li> </ul>	<p><i>Pre-Work: Teachers administer interim assessments and analyze the data, either individually or in a Pre-Data Day 1:1 with their coach</i></p> <ul style="list-style-type: none"> <li>Data Days occur at the end of every data cycle (~every 6-10 weeks) and take up one full work day.</li> <li>Begins with a State of the School address by the principal</li> <li>Throughout the day, instructional staff a) meets with coach for 1:1 data conversations and b) meets with grade team to revise the upcoming unit, incorporating next steps from the data conversation</li> </ul>
Weekly Common Planning Time	<ul style="list-style-type: none"> <li>Generally, to capture more frequent, ongoing snapshots of student learning within a grade level and/or content area in order to inform short-term planning</li> </ul>	<ul style="list-style-type: none"> <li>Weekly formative assessment data*</li> <li>Student work samples **</li> <li>Daily lesson assessment data and/or notes from each individual instructional staff member</li> <li><i>Optional:</i> Data from SWIS, tutoring, ISE, OLP** (CPT leaders should refer to Table for further suggestions)</li> </ul>	<p><i>Pre-Work: Teachers administer weekly formative assessments and analyze the data</i></p> <ul style="list-style-type: none"> <li>Teachers in a particular grade level meet 1x a week during the day to identify short-term next steps</li> <li>Data conversation led by a coach or teacher leader</li> <li>Occasional attendees include the grade level ILS, any ISE staff who service students in the grade, other school leaders at the school site and at other school sites, and Network Support Team members</li> </ul>
Coaching 1:1s	<ul style="list-style-type: none"> <li>To identify the direct impact of an individual teacher's specific instructional actions on student outcomes within a lesson</li> </ul>	<ul style="list-style-type: none"> <li>Coaching observation data</li> <li>Daily lesson assessment data and notes</li> <li>Student work samples **</li> </ul>	<p><i>Pre-Work: Instructional staff ensure their daily lesson assessment data/notes are accurate and updated; teachers attempt to pull out trends and identify hypotheses behind the trends</i></p> <ul style="list-style-type: none"> <li>The grade level coach observes an instructional staff member ~1-2 times a week (more or less frequently depending on need), capturing data on teacher actions and student learning outcomes</li> <li>The grade level coach shares feedback with the instructional staff member in a weekly coaching conversation (or "1:1"), held about 1x a week (more</li> </ul>

\*REQUIREMENTS SET BY NETWORK

\*\*REQUIREMENTS SET BY GRADE LEVEL COACH

## Data-Driven Instruction at Rocketship

### How do the 4 Habits work together?



Closing the achievement gap is monumental work for which there is never enough time. To ensure that we are being as strategic and efficient as possible in helping our students achieve at the same levels as their more privileged peers, we must don our scientist hats and dive into data ([ROCKETSHIP CORE VALUE #4: DISCIPLINED THOUGHT](#)). Much like scientists, who employ the scientific method to direct their work, Rocketship educators make use of the following 4 Habits to ensure that the data is alive in instruction.

Rocketship instructors gather pre-determined *Evidence* of student learning, upon which they *Reflect* to pull out trends and formulate hypotheses around root causes. They *Collaborate* with their coach and their peers to further vet these hypotheses and design a plan to move forward with new pieces of evidence to monitor moving forward. They *Act* upon this plan, and begin the whole cycle anew.

### How do the 4 Habits work within the 3 Foundations?

The cycle of these 4 Habits can – and should – be applied within the structure of Data Days, Weekly Common Planning Time, and individual Coaching 1:1s in order for them to be successful.

Each of the chapters of the DDI Playbook go into further depth around what the 4 Habits look like within each structure.

### How can I make sure that I am being truly and effectively data-driven?

[This rubric](#) provides a vision for the habits of data-driven educator at varied developmental levels. We encourage our staff to use it in setting goals for their professional development.

### When will I engage in this practice across the school year?

The [DDI Implementation Calendar](#) gives you Data Day and assessment dates, as well as some key milestones related to data-driven instruction.

### There are so many different ways to slice the data. What *exactly* do Rocketship educators need to be able to do in analyzing their data?

Instructional staff should always consider the following **Top 5 metrics** when reviewing formative assessment data prior to the data conversation at weekly CPT:

- **Cohort's overall average score** *(How are students generally performing? Are there some teachers who are seeing more success than others?)*
- **Cohort's overall average growth** (when applicable) *(How are students generally progressing? Are there some teachers who are seeing more progress than others?)*
- **Standards showing high level of mastery v. standards showing low level of mastery** *(What skills/material are students grasping? What are they struggling with?)*
  - Within these key standards, instructional staff should also pay attention to assessment items of note *(What items did students really struggle on? What was the most common answer? What does this say about what students understand and what they don't?)*
- **Average performance of student subgroups** (e.g., Grade Level, Borderline, and Below Grade Level) *(Are there any marked differences between subgroups? What is holding some subgroups back? What specialized supports will each group need?)*
  - Instructional staff should pay attention to individual students who continually appear in the Borderline and Below Grade Level groups, even with changes in assessed content.
- **Average growth of student subgroups** (e.g., Grade Level, Borderline, and Below Grade Level) *(Are there any marked differences between subgroups? What is holding some subgroups back? What specialized supports will each group need?)*

Instructional staff should pay attention to student subgroups which remain stagnant in size for the same assessed content over time or display an otherwise negative trend (e.g., the amount of students who are Below Grade Level for X standard should ideally decrease over time; the amount in Grade Level should increase).

# DDI Foundation #1: Data Day

## READ ME: About Data Day

Overview of Major Shifts in 14-15

Checklist for Excellence

Structuring the Data Cycle

Matrix of Suggested Data to Analyze + When

## Index of Resources

Gather Evidence

Analyze

Collaborate

Act

## Frequently Asked Questions

What is the purpose of Data Day?

Who attends CPT? Who leads it?

When and where does Data Day happen?

What happens during Data Day?

Using Data Day for just planning sounds ideal - but how can I make it happen? There's always so much to accomplish during that time.

Unit Planning Kick-Off

Mid-Unit Step-Back

## READ ME: About Data Day

The links below are important reading for any Rocketship employee:

- [Overview of Major Shifts in 14-15](#)
  - There are 2 major shifts for Data Day in 14-15:
    - When teachers analyze their data for pre-work, they will also analyze artifacts from their own instruction to identify causal teacher actions as well (*REFLECT*)
    - Because formative data analysis will be happening regularly throughout the cycle, Data Day can be used for planning instead (*ACT*)

These are general network shifts; individual schools may tailor these shifts to fit their own needs, especially if their staff already made these jumps previously. The Overview doc linked above goes into greater detail.
- [Checklist for Excellence](#)
  - How should a team prepare for Data Day in order for it to be successful? What should be happening during this day? What does follow-up look like? Who's responsible for what? This document answers all those questions and more.
- [Structuring the Data Cycle](#)
  - Each Data Cycle concludes with Data Day (in some cycles, two Data Days). Since we're aiming for this Day to be prioritized for planning - specifically, instructional staff revising already drafted unit and lesson plans based on the latest student data - we suggest blocking out some staff time in the weeks leading up to Data Day to prepare. This link from the FAQ can give you more ideas around how the Data Cycle can be strategically used to further instructor efficiency and effectiveness.
- [Matrix of Suggested Data to Analyze + When](#)
  - With so many ways to slice data, anyone can easily become overwhelmed. This document provides teachers and school leaders with direction toward what kinds of data to prioritize and when.

## Index of Resources

### Gather Evidence

Resource	Description	Intended Audience
----------	-------------	-------------------

<a href="#">SchoolZilla formative data workbooks + how-to analysis guide</a>	SchoolZilla is the data reporting platform used by RSED. This link takes you to the data sets that will be analyzed prior to a CPT conversation and how-to guides on using the tool.	General
--	--	---------

## Analyze

Resource	Description	Intended Audience
<a href="#">SchoolZilla formative data workbooks + how-to analysis guide</a>	SchoolZilla is the data reporting platform used by RSED. This link takes you to the data sets that will be analyzed prior to a CPT conversation and how-to guides on using the tool.	General
<a href="#">General Analysis Guidelines</a>	Five steps to guide those new to data analysis	General; novice teachers
<a href="#">Mid-Unit Step-Back protocol</a>	N/A	Teachers
<a href="#">Sample Data Breakdown handout from ROMO</a>	Document breaks down which data sources will primarily inform action steps for specific instructional blocks of the day.	General
<a href="#">Data Day Analysis Templates</a>	Self-explanatory. Collected from various schools, some RSED, over the years.	General
<a href="#">Using Your MAP Data to Plan</a>	Training series for teachers on the NWEA MAP test.	Teachers

## Collaborate

Resource	Description	Intended Audience
<a href="#">Data Day Protocols and Conversations</a>	Collected data day protocols and question probes to use in conducting data conversations with your teachers.	School Leaders
<a href="#">Sample Data Day Emails</a>	Sample emails to send your staff. Good for new school leaders who would like to see examples of Data Day communications.	New school leaders
<b>Data Day Agenda Samples:</b>	The only requirements for Data Day are that they a) provide a bulk of time for planning and	School Leaders



<a href="#">Data Day September 2014 Agendas</a>	<p>implementing data-driven revisions and b) provide an opportunity for teams to co-plan with each other.</p> <p>The agenda itself may vary from grade to grade or school to school so long as it meets the above requirements. Here, we've collected and created some samples of agendas from Rocketship and other high-performing CMOs. You may want to use these, or use them as inspiration for creating your own.</p>	
---	--	--

## Act

Resource	Description	Intended Audience
<a href="#">Unit Planning Kick-off Protocol</a>	Protocol to get your teachers started in unit planning	Teachers
<a href="#">ELA Long-Term Planning Document</a>	Can be used to help teachers process their scope and sequence maps (SSMs), Pacing Guides, Curricula and other resources for the year so that they can unit plan with ease.	Teachers
<a href="#">Math Long-Term Planning Document</a>	Can be used to help teachers process their scope and sequence maps (SSMs), Pacing Guides, Curricula and other resources for the year so that they can unit plan with ease.	Teachers
<a href="#">Data Day Planning Templates</a>	Self-explanatory. Collected from various schools, some RSED, over the years.	General

## Frequently Asked Questions

### What is the purpose of Data Day?

During Data Day, instructional staff have an extended amount of student-free time to:

- discuss that data cycle's trends in student learning
- revise their upcoming instructional plans based on these trends
- share best practices
- participate in professional development sessions at their school
- collaboratively co-plan for the upcoming unit/data cycle
- seek out feedback from peers and a mentor (usually their school leader coach and/or a teacher leader)

### Who attends CPT? Who leads it?

Common Planning Time is led by a school leader coach or a teacher leader. Typically, it is attended by the teachers within a specific grade level. CPT may be attended by a member of the ISE, the grade level's ILS, the principal, teachers from other grades, members of the Network Support Team, or visitors from other schools within the Rocketship network, but these individuals attend on a less frequent basis.

### When and where does Data Day happen?

Data Day happens at the close of every Data Cycle (usually every 8-12 weeks). Particularly long data cycles are broken up with an "Interim Data Day", which functions like a typical Data Day with the exception that school is still in session. On these days, instructional may meet after school or get released by a sub for a half-day in order to congregate with their team.

Data Day - interim or otherwise - always happens at the school site. The first Data Day in September is unique in that it is two days long. This provides teachers with more time to plan at the beginning of the year.

### What happens during Data Day?

Three main things happen during Data Day at every school, generally in this order:

- **STATE OF THE SCHOOL ADDRESS (SotS):** Data Day generally begins with a State of the School address delivered by the principal to the staff. This is a short presentation which drills down major trends - both highlights and focus areas - at a school level.
- **DATA DAY CONVERSATION:** This is usually between just the school leader and an individual instructor. During this time, they partner to dive into trends in data, hypothesize about potential causal teacher actions behind the trends, and ideas for next steps. These conversations last anywhere from 30 min to an hour.
- **PLANNING TIME:** A bulk of the Data Day is reserved for planning time. This usually falls in the latter half of the day. Staff members have the opportunity to collaborate during this time.

Other activities which might happen during Data Day include, but are not restricted to staff meetings, staff professional development opportunities, and staff culture-building events.

### Using Data Day for just planning sounds ideal - but how can I make it happen? There's always so much to accomplish during that time.

If schools are canny about using their time in the preceding weeks, instructional staff can have a lot of time reserved for just planning. Here are some items that schools should consider programming into their upcoming data cycle:

EVENT	WHEN?	DESCRIPTION
-------	-------	-------------

<b>Unit Planning Kick-Off</b>	<ul style="list-style-type: none"> <li>A few weeks before the next unit/data cycle begins</li> <li>Recommend reserving an unbroken 2 hours after school (Thursday Minimum Day is ideal)</li> </ul>	<ul style="list-style-type: none"> <li>Teachers preview any available assessments, instructional materials, and scope and sequence maps for the upcoming unit/data cycle to internalize level of rigor</li> <li>Teachers begin drafting upcoming unit plans either during this session or immediately afterward. They should aim to be finished with these plans by the time Data Day starts, so that they can use that time to revise their plans based on data vs. starting from scratch.</li> </ul>
<b>Mid-Unit Step-Back</b>	<ul style="list-style-type: none"> <li>About halfway through a unit or data cycle</li> <li>Reserve about 60-90 minutes; can happen during Thursday Minimum Day, during a CPT block, or during an extended coaching 1:1</li> </ul>	<ul style="list-style-type: none"> <li>Teachers assess their students progress so far, evaluate how far they are from their data cycle interim goals, and make predictions on student performance for the upcoming assessments</li> <li>Teachers identify any new priorities and/or confirm existing ones, and adjust current unit plans and upcoming lesson plans accordingly</li> </ul>
<b>Pre-Data Day 1:1s</b>	<ul style="list-style-type: none"> <li>During the week leading up to Data Day</li> <li>Should happen during the regular 1:1 time</li> </ul>	<ul style="list-style-type: none"> <li>School leaders check in with each individual report to assist them in preparing for Data Day. This will look different depending on each teacher's individual need. Examples of what could happen during this time: <ul style="list-style-type: none"> <li>Coach assists a novice teacher in analyzing data</li> <li>Coach guides a teacher toward identifying causal teacher actions behind the data trends</li> <li>Coach helps a teacher in prioritizing focus areas pulled from the data</li> </ul> </li> </ul>

Here is an example of how a school could program this into their Data Cycle:

MONDAY	TUESDAY	WEDNESDAY	THURSDAY	FRIDAY
CPT	CPT: Student Huddles and SST Review	CPT	<ul style="list-style-type: none"> <li>30 min: Grade Mtg</li> <li>60 min CPT: PBIS/SWIS Review</li> </ul>	CPT: Formative Data Conversations
CPT	CPT: Review CELDT/ELL Data	CPT	<ul style="list-style-type: none"> <li>30 min: Staff Mtg</li> <li>60 min CPT: OLP/Tier II Review</li> </ul>	CPT: Formative Data Conversations
CPT	CPT: Student Huddles and SST Review	CPT	<ul style="list-style-type: none"> <li>30 min: Grade Mtg</li> <li>90 min: Staff PD</li> <li>60 min CPT: ISE/Tier III Review</li> </ul>	CPT: Formative Data Conversations
CPT	CPT: Review CELDT/ELL Data	CPT	<ul style="list-style-type: none"> <li>30 min: Staff Mtg</li> <li>120 min: Mid-Unit Step-Back</li> </ul>	CPT: Formative Data Conversations
CPT	CPT: Student Huddles and SST Review	CPT	<ul style="list-style-type: none"> <li>30 min: Grade Mtg</li> <li>90 min: Unit Plan Kick-Off</li> <li>90 min unit planning time</li> </ul>	CPT: Formative Data Conversations
CPT	CPT: Review CELDT/ELL Data	CPT	<ul style="list-style-type: none"> <li>30 min: Staff Mtg</li> <li>60 min CPT: PBIS/SWIS Review</li> <li>90 min unit planning time</li> </ul>	CPT: Formative Data Conversations
CPT	CPT: Student Huddles and SST Review	CPT	<ul style="list-style-type: none"> <li>30 min: Grade Mtg</li> </ul>	<ul style="list-style-type: none"> <li>CPT: Formative Data Conversations</li> </ul>

			<ul style="list-style-type: none"> <li>60 min CPT: OLP/Tier II Review</li> </ul>	INTERIM DATA DUE
<ul style="list-style-type: none"> <li>CPT</li> <li>Pre-Data Day 1:1s</li> </ul>	<ul style="list-style-type: none"> <li>CPT: Review CELDT/ELL Data</li> <li>Pre-Data Day 1:1s</li> </ul>	<ul style="list-style-type: none"> <li>CPT</li> <li>Pre-Data Day 1:1s</li> </ul>	<ul style="list-style-type: none"> <li>30 min: Staff Mtg</li> <li>60 min CPT: ISE/Tier III Review</li> <li>90 min: Pre-Data Day 1:1s</li> </ul>	DATA DAY

Check out the Resource Index in this document for supporting documents on Unit Plan Kick-Off, Mid-Unit Step-Backs, and Pre-Data Day 1:1s.

# DDI Foundation #2: Common Planning Time

## Required Reading for All

Overview of Major Shifts in 14-15

Checklist for Excellence

Matrix of Suggested Data to Analyze + When

## Index of Resources

Gather Evidence

Analyze

Collaborate

Act

## Frequently Asked Questions

What is the purpose of Common Planning Time (CPT)?

Who attends CPT? Who leads it?

When and where does CPT happen?

What happens during CPT?

But is CPT exactly the same from school to school?

Example Common Planning Time Schedule Across the Week

## **READ ME: About Weekly Common Planning Time**

The links below are important reading for any Rocketship employee:

- **Overview of Major Shifts in 14-15**

- There are 2 major shifts for Weekly CPT in 14-15:

- At least once a week, the teachers within a particular grade level will meet during CPT to collaborate around next steps based on formative data analysis
- During this weekly conversation about data, teachers will look at more than one type of data (quantitative *and* qualitative)

These are general network shifts; individual schools may tailor these shifts to fit their own needs, especially if their staff already made these jumps previously. The Overview doc linked above goes into greater detail.

- **Checklist for Excellence**

- How should a team prepare for CPT in order for it to be successful? What should be happening during this block? What does follow-up look like? Who's responsible for what? This document answers all those questions and more.

- **Structuring Common Planning Time Across the Week**

- CPT occurs every week on Monday, Tuesday, Wednesday, and Friday. At least one of those instances should be used for grade levels to convene around formative assessment data, but that doesn't mean that every block needs to be used for that purpose. This section of the playbook will mostly focus on resources to support the data conversation, but this link from the FAQ can give you more ideas around how CPT can be used to further professional development.

- **Matrix of Suggested Data to Analyze + When**

- With so many ways to slice data, anyone can easily become overwhelmed. This document provides teachers and school leaders with direction toward what kinds of data to prioritize and when.

## Index of Resources

### Gather Evidence

Resource	Description	Intended Audience
<a href="#">SchoolZilla formative data workbooks + how-to analysis guide</a>	SchoolZilla is the data reporting platform used by RSED. This link takes you to the data sets that will be analyzed prior to a CPT conversation and how-to guides on using the tool.	General
<a href="#">Examples of formative lesson assessments (from Teach For America)</a>	N/A	Teachers; ILSs
<a href="#">Examples of performance tasks by content area and grade level band (from Teach For America)</a>	N/A	Teachers
<a href="#">Sample tracking system (from Teach For America)</a>	N/A	Teachers; ILSs
<a href="#">Sample grading system (from Teach For America)</a>	N/A	Teachers; ILSs
<a href="#">Considerations for Assessment Question Types (from Teach For America)</a>	N/A	Teachers; ILSs
<a href="#">Tips for Making an Assessment Efficient (from Teach For America)</a>	N/A	Teachers; ILSs

### Analyze

Resource	Description	Intended Audience
<a href="#">SchoolZilla formative data workbooks + how-to analysis guide</a>	SchoolZilla is the data reporting platform used by RSED. This link takes you to the data sets that will be analyzed prior to a CPT conversation and how-to guides on using the tool.	General
<a href="#">CPT Pre-work analysis templates</a>	Templates for teachers to use in analyzing their data prior to CPT	General
<a href="#">General Analysis Guidelines</a>	Five steps to guide those new to data analysis	General; novice teachers

<a href="#">Sample Data Breakdown handout from ROMO</a>	Document breaks down which data sources will primarily inform action steps for specific instructional blocks of the day.	General
---	--	---------

## Collaborate

Resource	Description	Intended Audience
<a href="#">Common Planning Time Agenda Samples</a>	<p>The only requirements for Common Planning Time data conversations are that they a) are goal-oriented, b) ensure each meeting participant actively engages throughout, c) result in measurable, manageable instructional next steps for each participant, and d) remain relatively stable from week to week.</p> <p>The agenda itself may vary from grade to grade or school to school so long as it meets the above requirements.. Here, we've collected and created some samples of agendas from Rocketship and other high-performing CMOs. You may want to use these, or use them as inspiration for creating your own.</p>	School Leaders; teacher leaders (or anyone else leading Common Planning Time)
<a href="#">Cognitive coaching techniques and questions</a>	Document of question probes to use during your 1:1s which will allow instructional staff to reflect on his/her lesson and give them the opportunity to reflect on the elements that contributed to the success of the lesson or that could be improved to have a more successful lesson.	School Leaders
<a href="#">Sample CPT overview one-pager from Rocketship Mosaic</a>	Document outlines the schoolwide day-by-day breakdown of CPT and after-school meeting focus topics for grade level teams. Can be shared with teachers prior to rolling out CPT at the beginning of the year, or prior to rolling out a new structure.	Teachers

## Act

Resource	Description	Audience
<a href="#">CELDT levels breakdown</a> (from UC Santa Cruz)	Resource on how to translate CELDT data into instructional implications	General



## Frequently Asked Questions

### What is the purpose of Common Planning Time (CPT)?

During Common Planning Time, instructional staff collaborate in small groups to discuss that week's trends in student learning, share best practices, co-plan for the upcoming week, and/or seek out feedback from peers and a mentor (usually their school leader coach and/or a teacher leader).

### Who attends CPT? Who leads it?

Common Planning Time is led by a school leader coach or a teacher leader. Typically, it is attended by the teachers within a specific grade level. CPT may be attended by a member of the ISE, the grade level's ILS, the principal, teachers from other grades, members of the Network Support Team, or visitors from other schools within the Rocketship network, but these individuals attend on a less frequent basis.

### When and where does CPT happen?

Teachers have a block in their schedule for CPT every day except for Minimum Days (Thursday). CPT happens at the school site.

### What happens during CPT?

At least once a week, the grade level uses CPT to have a data conversation centered on the quantitative data from that week's formative assessment and whatever aligned qualitative data the teachers may have (e.g., student work samples, anecdotal teacher notes from the lesson, exit slip data, running records). This data conversation follows a structured protocol and culminates in specific, measurable, and concrete instructional next steps for each attendee.

### But is CPT exactly the same from school to school?

This data conversation has an elastic structure – it is flexible enough to accommodate the unique needs of every grade team. The school leader coach will play a key role in capitalizing on this flexibility to set parameters, and may solicit input from the rest of the team in making decisions:

#### *Variable factors in CPT:*

- Instructional content/ standards that the team chooses to focus on in a particular CPT
- Student outcome data that the team chooses to analyze as pre-work and/or bring to the table during CPT
- How often the team chooses to engage in a data conversation throughout the week, and what they are doing during the times when they are not engaged in a data conversation
- Who else outside the grade level might attend CPT, and how frequently
- Team norms for CPT (especially around communication and engagement)
- When to discuss more operational agenda items that are not strictly instructional in nature (e.g., Exhibition Night, Parent Conferences, an upcoming field trip, grade level culture). We recommend that these items be contained within a weekly Grade Level Meeting (GLM), the timing of which can

be determined by the grade level team in conjunction with their coach. A school team may decide to use substitute one CPT a week for a GLM, although these should not be confused.

*Universal network requirements for CPT:*

- CPT must be used for teachers to collaborate around their instruction. This might take the form of co-planning, discussion protocols, lesson rehearsal, video co-watching, peer review of lesson plans or materials, discussing students of concern, SST/SAT/IEP status updates, etc. The content of CPT should follow a loosely routinized structure from week to week to allow teachers some level of consistency and predictability, thus enabling them to better prepare and utilize this time.
- At least once a week, CPT must be used for the team to engage in a data conversation about that week's student learning. This conversation must be facilitated by a school leader coach or a teacher leader.
- Other recommendations for data that must be reviewed periodically, if not weekly, can be found [here](#).
- CPT is *not* a prep period – staff members will have other times in the week to tackle things like running copies, contacting families, straightening up or redecorating their classroom, etc.

**Example Common Planning Time Schedule Across the Week**

Monday	Tuesday	Wednesday	Friday
• Rehearsal protocol + peer feedback for upcoming lessons	• Grade Level Meeting	• Co-planning next week's lessons	• Formative data conversation + lesson revision

Common Planning Time may also include additional formative data conversations to touch base on other sources of data which inform instruction. Click [here](#) for recommendations.

# DDI Foundation #3: How Coaching Supports DDI

[READ ME: About the Intersection of DDI and Coaching](#)

[Overview of Major Shifts in 14-15](#)

[DDI Intersections Within the Coaching Cycle](#)

[Index of Resources](#)

[Gather Evidence](#)

[Analyze](#)

[Collaborate](#)

[Act](#)

[Frequently Asked Questions](#)

[What does coaching look like at Rocketship?](#)

[How does the Coaching Cycle intersect with DDI?](#)



## READ ME: About the Intersection of DDI and Coaching

The links below are important reading for any Rocketship employee:

- [Overview of Major Shifts in 14-15](#)

- In the 14-15 school year, we want our instructional staff to become better at two things: 1) gathering and analyzing qualitative evidence of student learning as well as quantitative and 2) identifying the causal teacher actions behind the trends in student data. Therefore, we've identified two ways that coaching can support staff members in making these shifts:
    - When we collect data in coaching observations, we're modeling for our teachers the types of data that they should be collecting on their own. Therefore, we want to aim to gather more qualitative evidence of student outcomes during our coaching observations. **(EVIDENCE)**
    - Through our coaching interactions, we want to build our staff's capacity to identify causal teacher actions. **(REFLECT)**
- These are general network shifts; individual schools may tailor these shifts to fit their own needs, especially if their staff already made these jumps previously.

- [DDI Intersections Within the Coaching Cycle](#)

- The coaching cycle at Rocketship mimics the Data-Driven Instructional Cycle
    - School leaders review plans and observe lesson **(GATHER EVIDENCE)**
    - School leaders review this information, and prior to a coaching 1:1 or in the moment, formulate a hypothesis around what the staff member's next steps should be **(REFLECT)**
    - School leaders meet with staff members to give feedback, norm on next steps, and practice **(COLLABORATE)**
    - School leaders follow up on next steps through more lesson plan review and observation **(ACT)**, thus kicking off the cycle once again
- Since there are specific shifts we want our instructional staff to make this year in becoming more data-driven, and since what we do in coaching models what we want our staff members to do independently, it's important for coaches to step back and consider how they may adjust their coaching to further develop their staff. This link from the FAQ can give you more ideas around how the coaching cycle can be strategically used to develop staff members into becoming data-driven educators.

## Index of Resources

### Gather Evidence

Resource	Description	Intended Audience
<a href="#">SchoolZilla formative data workbooks + how-to analysis guide</a>	SchoolZilla is the data reporting platform used by RSED. This link takes you to the data sets that will be analyzed prior to a CPT conversation and how-to guides on using the tool.	General
<a href="#">Coaching Observation Forms</a>	Sampling of coaching observation templates to use which will help you gather more streamlined data on teacher actions and resulting student outcomes	School Leaders

### Analyze

Resource	Description	Intended Audience
<a href="#">Cognitive coaching techniques and questions</a>	Document of question probes to use during your 1:1s which will allow instructional staff to reflect on his/her lesson and give them the opportunity to reflect on the elements that contributed to the success of the lesson or that could be improved to have a more successful lesson.	School Leaders
<a href="#">Sample Data Breakdown handout from ROMO</a>	Document breaks down which data sources will primarily inform action steps for specific instructional blocks of the day.	General

### Collaborate

Resource	Description	Intended Audience
<a href="#">Coaching 1:1</a>	One to ones are weekly or bi-weekly meetings between instructional staff and a coach in which goals and progress are reflected on, a new goal is set, and a new skill is practiced.	School Leaders
<a href="#">Cognitive coaching techniques and questions</a>	Document of question probes to use during your 1:1s which will allow instructional staff to reflect on his/her lesson and give them the opportunity to reflect on the elements that contributed to the success of the lesson or that could be improved to have a more successful lesson.	School Leaders

3

3

3

## Frequently Asked Questions

### What does coaching look like at Rocketship?

The RSED Coaching Playbook is your best resource for what this looks like.

### How does the Coaching Cycle intersect with DDI?

To make the identified big DDI shifts occur, we need to be mindful about how our coaching must also shift to support these changes. Below, some coaching actions to take into consideration:

DDI Habit	Shifts in DDI for 14-15	What Should I Do In My Coaching?
<b>GATHER EVIDENCE</b>	Across these weekly data conversations, grade level teams will look at multiple types of data (quantitative <i>and</i> qualitative)	In coaching observations, be sure to gather qualitative <i>and</i> quantitative data on student outcomes. These data points can be shared with instructional staff when giving feedback (e.g., "I noticed that 2 out of the 5 students that I surveyed were unable to identify the correct supporting quote - let's look at the difference between the close reading annotations of the students who were mastering the material and the ones who weren't").
<b>REFLECT</b>	When teachers analyze their data for pre-work, they will also analyze artifacts from their own instruction to identify causal teacher actions as well	<p>In giving feedback - whether it is written or delivered verbally, face-to-face - coaches should aim to make the connection between the data gathered on student outcomes and the data gathered on teacher actions. This can be differentiated depending on the teacher. E.g.</p> <ul style="list-style-type: none"> <li>• <i>Low skill, high will:</i> The coach can take a directive approach, explicitly identifying the link between student outcomes and teacher actions for the staff member being coached.</li> <li>• <i>High skill, low will:</i> The coach can take a facilitative approach, using conversation probes to draw the staff member's eye to specific points in data.</li> <li>• <i>High skill, high will:</i> The coach can take a more collaborative approach, presenting the staff member with the data and asking them to identify links on his/her own.</li> </ul>
<b>COLLABORATE</b>	At least once a week, teachers will meet during CPT (following established routines and following structured protocols) to collaborate around next steps based on formative data analysis	<ul style="list-style-type: none"> <li>• If an individual teacher is exhibiting difficulties or challenges during CPT, coaches may consider addressing it with the staff member 1:1; e.g., if a teacher is struggling to analyze their formative data prior to CPT each week, a coach may strategically schedule their 1:1 so that part of that block could be used for data analysis.</li> <li>• Likewise, a coach may consider the CPT routine as another avenue to extend an individual teacher's coaching focus; e.g., a coaching action step could be to co-plan with particular lead teacher during CPT once a week.</li> </ul>



# ROCKETSHIP WALL TRACKER

ADVANCED	PROFICIENT	BASIC	BELOW BASIC	FAR BELOW BASIC
94 - 100%	80% - 93%	70% - 79%	60 - 69%	59% ↓
Manny Daniel Octavio Kevin Q Felix Huythanh Vanessa Jordan Sophia Josue Jose M Dorothy	Javier Jose Z Huy Maria Vy Osvaldo Evelia William Jayden Juan C Andres Alfredo Fernando  Gustavo Layanna Yanaira Chris Justin N. Pain	Pamela Thurman	Jackie C Luis Jennifer Lesly Estefany Aliyah Kevin M Michelle Bianey	Jessica Andrea Emiliano Alex G Iakopo Mark Markus Oscar Joey Karla Christy Carlos Jonathan Alejandra Marco Jerson Vivian Giovanny Justen Jackie

[REDACTED]

	Program	Minutes Per Week	Recommended Sequencing	Academic Target (joule)	Life Work/ Homework Minutes (Recommended)	Rationale
MATH	Dreambox	60 minutes	M, T, W	K-3: 6 unique lessons/week mastered 4-5: 1 unit/week mastered		<p>Of the three math programs, Dreambox is most similar to EnVision and Singapore in the approach to teaching conceptual math. Students in K-3 should be able to complete 2 lessons for every 20 minutes they are on Dreambox which equates to 6 lessons per week if 60 minutes are completed. Grades 4-5 should aim for completing 1 unit per week when they complete an average of 60 minutes as well.</p> <p>ST Math provides opportunities for students to strengthen their foundational understanding of math and develop fluency in math. Achieving 3% growth towards completion of the syllabus is a reasonable target if students are spending 40 minutes on ST Math each week. The recommendation is spending at least 20 minutes in one sitting on the program.</p> <p>iReady is most recommended to supplement homework for two reasons. First, teachers can assign fairly easily assign specific objectives for students to work on that align with their in-class objectives. Second, students are independent on iReady and typically have very few questions which means family members do not need to offer much support while they work through the program. The homework minutes are a suggestion and are not required.</p> <p>The math goal each week is any combination of the 3 programs for 100 minutes. This enables schools to be flexible in which programs they choose to use during OLPs and 100 minutes is a reasonable target that all schools should be able to reach.</p>
	ST Math	40 minutes	Th, F	3% syllabus progress/week		
	iReady	100 minutes*	at home	85% pass rate	100 minutes recommended*	
	Total		100 minutes			


READING	Lexia	60 minutes	M, T, W	1 unit mastered/week		<p>Students who complete 60 minutes on Lexia each week should gain 1 unit. This is a reasonable expectation. It is recommended that they spend at least 20 minutes on Lexia when they are on the program. Three lessons per week is a reasonable expectation if students are spending an average of 40 minutes on iReady in a given week. The recommendation is to spend at least 20 minutes in one sitting on the program.</p> <p>iReady is most recommended to supplement homework for two reasons. First, teachers can assign fairly easily assign specific objectives for students to work on that align with their in-class objectives. Second, students are independent on iReady and typically have very few questions which means family members do not need to offer much support while they work through the program.</p> <p>The reading goal each week is any combination of these 2 programs for 100 minutes. This enables schools to be flexible in which programs they choose to use during OLPs and 100 minutes is a reasonable target that all schools should be able to reach.</p>
	iReady	40 minutes	Th, F	85% pass rate	iReady is the recommended reading program to use at home to supplement homework.	
	Total		100 minutes			

INDEPENDENT READING	Accelerated Reader	100 minutes of independent reading (not AR time)	<p>Independent reading of 20 minutes per day and testing when books have been read</p> <p>*Best Practice Tip: Picture books and books less than 20 pages should be read 3 times prior to taking an AR quiz. It is recommended that students complete a reading log/reading comprehension activity/character sketch/plot map/story retell/etc. prior to taking an AR quiz.</p>	1 AR point gained/week	Students should be reading at home, but quizzes will need to be taken at school during the school day.	<p>While 100 minutes of independent reading are recommended on a weekly basis, this data will not be tracked. AR points will be tracked. Students earn a very small number of AR points (0.5 - 2) for reading short, simple books. Students earn a high number of points for reading more complex books (5+). Knowing this, not all students will take an AR quiz weekly. The average for each student should come out to 1 point per week which means that students who read the smaller, simpler books should be testing more frequently and students reading longer, more complex books should be testing less frequently but they will receive more points. 1 point per student per week on average is a very reasonable expectation.</p>
---------------------	--------------------	--	---	------------------------	--	---

[REDACTED]

Math OLPs	Independent Work	Whole Group	Remediation	Stations/Centers	Homework/Life Work	Corrective Instruction
	can complete without assistance	used by a teacher for direct instruction	Supports Tier II	can collaborate with a friend, target skills to work on, assigned workstream	can complete without assistance and is easier to track as to whether or not activities were completed	Progress Monitoring
Dreambox	Dreambox is 100% adaptive and corrects students' misunderstandings. It's almost like having another teacher in the classroom.	Cannot cue up specific content but excellent access to manipulatives to demo for students' concepts	Dreambox is 100% adaptive and corrects students' misunderstandings. It's almost like having another teacher in the classroom.		Parents are typically not able to support and help at home. The program requires the use of headphones for the auditory components which can be complicated.	Not assignable
ST Math	ST Math provides grade level math practice		ST Math is only on grade level and does not adapt to lower grade levels.		This program can be tracked by staff to see if students logged in at night and used it. The program does not require headphones or support from parents.	
IReady	Completely adaptive if the diagnostic placed them correctly.	Can cue up specific pieces and content.	Teachers are able to assign specific objectives for students to complete.	Teachers are able to assign specific objectives for students to complete.	Teachers are able to assign specific objectives for students to complete. It is very difficult to check if students logged in at home and it doesn't correct misunderstandings to help a student progress.	Teachers are able to assign specific objectives for students to complete.
Reading OLPs						

Math OLPs	Independent Work	Whole Group	Remediation	Stations/Centers	Homework/Life Work	Corrective Instruction
	can complete without assistance	used by a teacher for direct instruction	Supports Tier II	can collaborate with a friend, target skills to work on, assigned workstream	can complete without assistance and is easier to track as to whether or not activities were completed	Progress Monitoring
<b>Lexia</b>	Completely adaptive	Not assignable	Completely adaptive	Not assignable	Completely adaptive	Not assignable
<b>IReady</b>	Completely adaptive if the diagnostic placed them correctly. Diagnostic is lengthy.	Can cue up specific pieces and content.	Teachers are able to assign specific objectives for students to complete.	Teachers are able to assign specific objectives for students to complete.	Teachers are able to assign specific objectives for students to complete. It is very difficult to check if students logged in at home and it doesn't correct misunderstandings to help a student progress.	Teachers are able to assign specific objectives for students to complete.
<b>Accelerated Reader</b>	Independent Reading	Students may take AR tests off of read alouds and shared reading in class.		Independent Reading	Students should be reading at home but quizzing at school.	

Weekly		Daily
<p>School leaders can use the data to coach ILSes and teachers.</p>		<p>Students and ILSes can track student progress and hold themselves accountable daily.</p>
<p>School leaders will receive a data tracker every Monday reporting school progress on OLPs the week prior</p>		<p>Students can maintain their own tracker and keep track of their minutes/lessons completed every day.</p>
<p>Begins 9/30</p>		<p>Students can reflect on how well they are progressing toward their own goals.</p>
<p>Compiled by Maggie</p>		<p>ILSes in the Learning Lab can track by class and by student and post/record student minutes and lessons completed.</p>

 College Pennant Picture






 Rocketship report card

# ROCKETEER

## Report Card



Name:  
 ELA Teacher:  
 Math Teacher:  
 College:

Assessment	Aug/ Sep	Oct	MAP Goal
Math MAP			
Math Benchmark			
ELA MAP			
ELA Benchmark			

Math Strand Name	Fall	Winter	Spring

ELA Strand Name	Fall	Winter	Spring

STEP & HFW	Cycle 1	Cycle 2	Cycle 3	Cycle 4	Cycle 5	Goal
STEP						
HFW						

Parent Expectations	Fall	Winter	Spring
Tardies			
Absences			
Homework			
Parent Hours			

Core Values	Fall	Winter	Spring
Responsibility			
Persistence			
Empathy			
Respect			

**Comments:**



**[REDACTED] Illuminate Screen Shot**

### Overview

- Linked Standards
- Question Groups
- Questions
- Students


### Reports

- Response Frequency
- Performance Summary
- Peer Comparison
- Distinct Peer Comparison
- Site Peer Comparison
- Teacher Peer Comparison
- Student & Parent Letters
- Student Small Steps
- Statistics
- Standard Progress
- Distinct Overview
- Site Overview

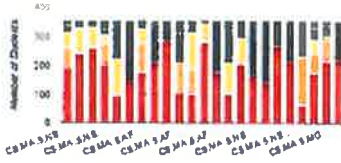
Overall Performance



Overall Performance



Standard Performance



Question Group Performance



**[REDACTED] Schoolzilla screen shots**

# Interim School Overview



Interim workbook for teachers 2.0  
Back Workbook

Share Remember my changes Edit



Intro School Overview **Grade Overview** Interim Table Class Dashboard STEP Growth Student All Scores Selected

## School Interim Assessment Summary for Each Round Average Score, Average Round Growth, Number of Scores

**Good For:** Quick overview for ONE school of average scores, growth, and number of students with scores. See changes throughout the year. Compare across grades, teachers, classes, or teachers and classes.  
**Look for:** Highest and lowest absolute scores, highest and lowest growth each round, accurate number of students. You can also see standard deviation if you hover over a bar.  
**Note:** Growth data will be added when available in October

### Filters

### 2013-2014 ELA Interim Assessments: Average Score, Average Round Growth, Number of Scores By Teacher for RSK All Grade(s)

Select School  
RSK

Summarized By (Sch)

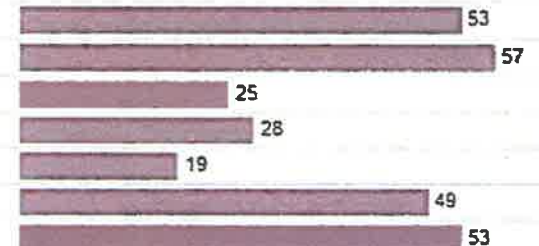
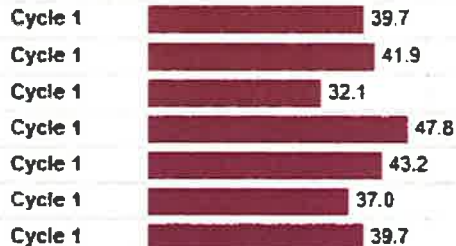
TestPeriod

Benchmark

Select Subject  
ELA

Summarized By  
Teacher


Select Grade  
(Historical)  
(All)



0 20 40 60 80 100 0 10 20 30 40 50 60  
Avg. Test Score (% Correct) Number of Records

Only includes instances where students took their grade-level test.  
Data updates nightly (e.g. if you entered scores on Tuesday, they would be available on Wednesday)

# Interim – Student All Scores



Interim workbook for teachers 2.0 Help Jenny Zhou

Back Workbook

Share Remember my changes Edit Download

[Home](#)
[School Overview](#)
[Grade Overview](#)
[Interim Table](#)
[Class Dashboard](#)
[STEP Growth](#)
[Student All Scores](#)
Selected

### Current and Historical Scores for 2013-14 RSSP 3rd Grade Students

Filters				Current and Historical Scores for 2013-14 <u>RSSP 3rd Grade Students</u>									
Set filters to view current and past scores for students on all assessments. Note that most students do not have benchmark data from 2012-13 in Schoolzilla.  Select School: RSSP  Select Current Grade: 3rd  Select Class(es): Ducks  Select Student(s) (All)				2013-2014			2012-2013			STEP			
				Benchmark	STAR	MAP	Cycle 1	End of Year	Fall	Winter	Spring	Cycle 1	Cycle 2
Grade Level	Enrollment Classroom	FullName	Subject	Cycle 1	End of Year	Fall	Winter	Spring	Cycle 1	Cycle 2	Cycle		
3rd	Ducks	[Redacted]	ELA	50.8	4.0	153.0	172.0	193.0	4.0				
			Math	56.9	5.0	161.0	182.0	193.0					
			ELA	38.5	4.0	156.0	176.0	203.0	3.0	4.0			
			Math	47.7	5.0	171.0	191.0	206.0					
			ELA	32.3	3.0	155.0	162.0	169.0	2.0				
			Math	43.1	4.0	159.0	176.0	187.0					
			ELA	35.4	3.0	172.0	175.0	194.0	5.0				
			Math	43.1	4.0	172.0	183.0	199.0					
			ELA	49.2	5.0	175.0	192.0		5.0				
			Math		5.0	199.0		205.0					
			ELA	38.5	3.0	151.0	156.0	170.0	0.0				
			Math		5.0	161.0	173.0	197.0					
			ELA	84.6	5.0	191.0	202.0	212.0	6.0				
			Math	86.2	5.0	210.0	215.0	220.0					
			ELA	27.7	3.0	156.0	163.0	167.0	2.0				
			Math		4.0	167.0	176.0	201.0					
			ELA	55.4	4.0	165.0	199.0	193.0	5.0				
			Math		5.0	195.0	196.0	204.0					
			ELA	41.5	4.0	183.0	193.0	199.0	5.0				
			Math		5.0	188.0	198.0	208.0					

**Legend: Proficiency Levels**

- A
- P
- B
- BB
- FBB
- Not



# Interim – Class Dashboard



## Class Dashboard by Round

**Good For:** Compare how your students are doing toward achieving proficiency (left) and how they for this point in the year (right).  
**Look For:** Positive changes in groups from cycle to cycle (taller green sections and/or shrinking red sections).

**Filters**

Select School  
 ROMO

Select Subject  
 Math

Select Grade  
 2nd

Select Class(es)  
 All

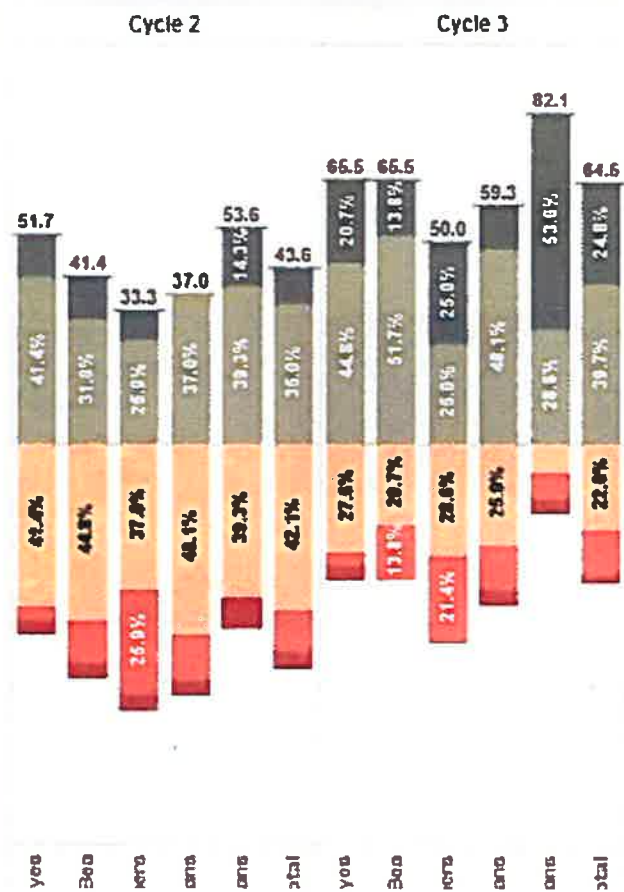
**(Left) Legend: EOY Proficiency Level**

- A
- P
- FBB
- BB
- B

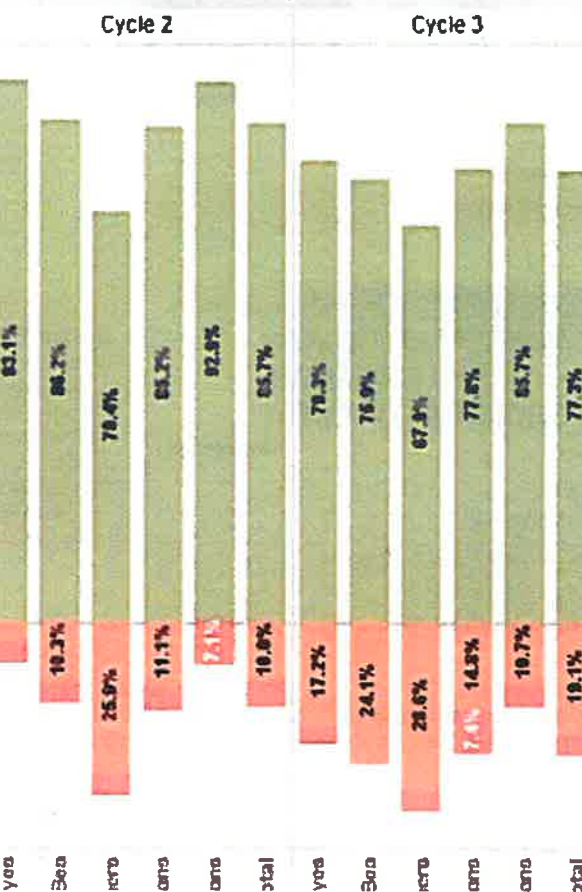
**(Right) Legend: Benchmark Status Group**

- On Grade Level
- Behind
- Borderline

**Math End of Year Proficiency Level Distribution for ROMO Grade 2nd By Class and Cycle for 2013-2014**



**Math Benchmark Status Group Distribution for ROMO Grade 2nd By Class and Cycle 2013-2014**



2013-

# Breakdown - Standard




## Standard Breakdown

**Goal For:** Identify strengths and weaknesses in standards and improvement over time. Then, investigate specific questions that students are having trouble answering.

**Actions:** Click on a standard score percentage from the bottom left table to view how students scored on the relevant questions. **Question Performance:** Displays percentage of students who got the question correct. **Student Answers:** Displays which letter choice each student selected (green is the correct answer).

Filters		Strand Scores <b>RSSP Math</b> 2nd Grade - Class Broncos	
SchoolYear		StrandName	TestPeriod
2013-2014	▼		Cycle 1
School	▼	Algebra & Functions	30%
RSSP	▼	Measurement & Geometry	54%
TestSubject	▼	Number Sense	52%
Math	▼	Statistics, Data, Probabilities	36%
GradeLevel	▼	Grand Total	49%
2nd	▼		

Click on a percentage in the Standard Scores table to view the relevant Question Numbers and Student Responses for those questions.



Filters		Standard Scores for <b>RSSP Math</b> Grade 2nd Class Broncos	
Avg. PercentCorrect		StrandName	TestPeriod
40%  100%			Cycle 1
		MA.2.MG.1.4	30%
		MA.2.MG.1.5	30%
		MA.2.MG.2.1	30%
		<b>MA.2.MG.2.2</b>	<b>53%</b>
		Number Sense	
		MA.2.NS.1.1	30%
		MA.2.NS.1.2	30%
		MA.2.NS.1.3	30%
		MA.2.NS.2.1	30%
		MA.2.NS.2.2	30%
		MA.2.NS.3.1	30%
		MA.2.NS.3.2	30%
		MA.2.NS.3.2, MA.2.	30%

**Student Answers**  
TestPeriod / QuestionNumber

FullName	50	53	58
	D	B	D
	D	D	D
	D	D	D
	A	A	C
	C	D	C
	A	C	A
	D	B	D
	D	B	D
	C	C	D
	D	B	D
	B	C	D
	C	B	D

# Breakdown - Item



## Item Breakdown

**Good For:** Identify which questions/items students struggled to answer correctly. **Action:** Click on any item in the left-most table to view how each student answered it. **Item Answers:** For each item, view the distribution of student answers (green indicates correct). **Question:** Lists each student's answer choice for the selected item. **Display Correct Answer?:** Select "Y" to filter the students list down to those who answered correctly; Select "N" for incorrect.

Click on a question from the "Item % Correct" table to see student-level answers to the far right.

**Filters**

SchoolYear  
2013-2014

School  
RSSP

TestSubject  
Math

GradeLevel  
2nd

Class  
Elephants

TestPeriod

StrandName

- (All)
- Algebra & Functions
- Measurement & Geo
- Number Sense
- Statistics, Data, Pro...

### Item % Correct for RSSP Math Cycle 1 2nd Grade, Class Elephants

Questi..	StrandName	StandardName	TestPeriod Cycle 1
1	Number Sense	MA.2.NS.1.3	
2	Number Sense	MA.2.NS.5.2	
3	Number Sense	MA.2.NS.1.3	
4	Number Sense	MA.2.NS.2.2	
5	Number Sense	MA.2.NS.1.1	
6	Number Sense	MA.2.NS.6.1	
7	Number Sense	MA.2.NS.3.2	76%
8	Number Sense	MA.2.NS.4.2	
9	Number Sense	MA.2.NS.4.1	
10	Number Sense	MA.2.NS.1.1	
11	Number Sense	MA.2.NS.4.3	
12	Number Sense	MA.2.NS.2.1	
13	Number Sense	MA.2.NS.3.1	
14	Number Sense	MA.2.NS.1.3	
15	Number Sense	MA.2.NS.5.1	
16	Number Sense	MA.2.NS.3.2	
17	Number Sense	MA.2.NS.3.3	
18	Number Sense	MA.2.NS.2.2	
19	Number Sense	MA.2.NS.4.2	
20	Number Sense	MA.2.NS.4.3	
21	Number Sense	MA.2.NS.2.2	
22	Number Sense	MA.2.NS.3.1	
23	Number Sense	MA.2.NS.3.2	

### Item Answers for RSSP Math Cycle 1 2nd Grade, Class Elephants

Questi..	StandardName	A	B	C	D
1	MA.2.NS.1.3				
2	MA.2.NS.5.2				
3	MA.2.NS.1.3				
4	MA.2.NS.2.2				
5	MA.2.NS.1.1				
6	MA.2.NS.6.1				
7	MA.2.NS.3.2	7%	28%	17%	48%
8	MA.2.NS.4.2				
9	MA.2.NS.4.1				
10	MA.2.NS.1.1				
11	MA.2.NS.4.3				
12	MA.2.NS.2.1				
13	MA.2.NS.3.1				
14	MA.2.NS.1.3				
15	MA.2.NS.5.1				
16	MA.2.NS.3.2				
17	MA.2.NS.3.3				
18	MA.2.NS.2.2				
19	MA.2.NS.4.2				
20	MA.2.NS.4.3				
21	MA.2.NS.2.2				
22	MA.2.NS.3.1				
23	MA.2.NS.3.2				

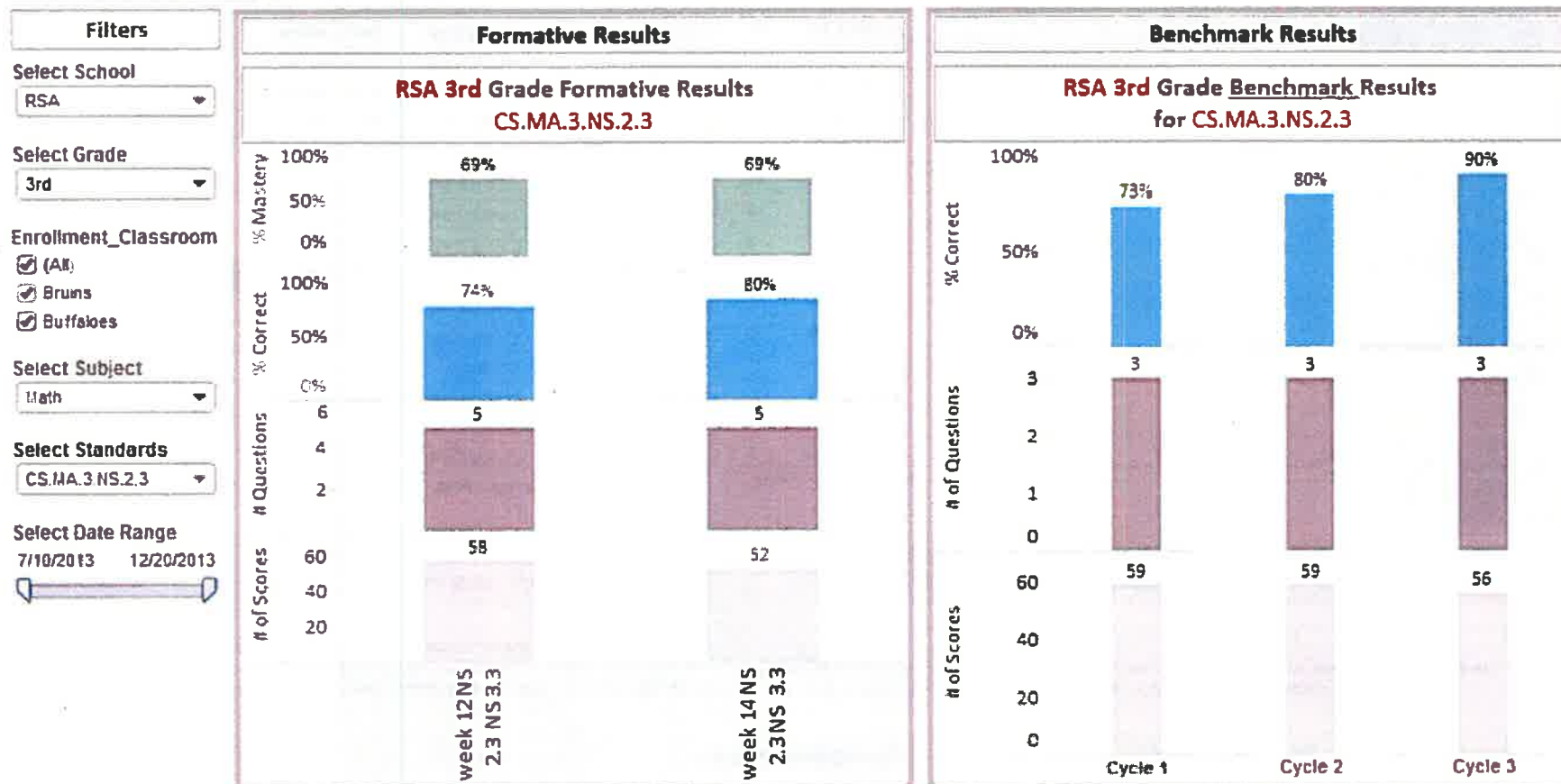
### Question 7

FullName	7
	B
	D
	B
	C
	D
	D
	D
	D
	C
	B
	B
	D
	C
	B
	D
	A
	A
	D
	D
	S
	C
	D
	D
	D
	C



## Standard Mastery

Directions: Select one or more standards to track mastery over time. All formative assessments that contain at least one question associated to that standard will show up in the data. Note: Make sure Formative Assessments are named alphabetically to ensure the correct chronological order.





**RSA 3rd Grade Standards Mastery by Student**  
**CS.MA.3.NS.2.3**

*How have students performed on questions aligned to these standards across various assessments?*

	Formative		Benchmark		
	week 12 NS 2.3 NS 3.3	week 14 NS 2.3 NS 3.3	Cycle 1	Cycle 2	Cycle 3
1	20%	100%	100%	100%	100%
2	60%	100%	33%	67%	100%
3	100%	100%	100%	100%	100%
4	60%	40%	100%	100%	100%
5	100%	80%	100%	100%	100%
6	100%	100%	67%	100%	100%
7	100%	100%	100%	100%	100%
8	80%	60%	100%	100%	100%
9	100%		100%	100%	100%



# NWEA MAP Strand Summary

## Strand Performance Summary

## Student Strand Scores

StrandScoreGroup(HW...)

- High ( $\geq 80$  Ptile)
- HiAvg (60-80 Ptile)
- Avg (40-60 Ptile)
- LoAvg (20-40 Ptile)
- Low ( $\leq 20$  Ptile)

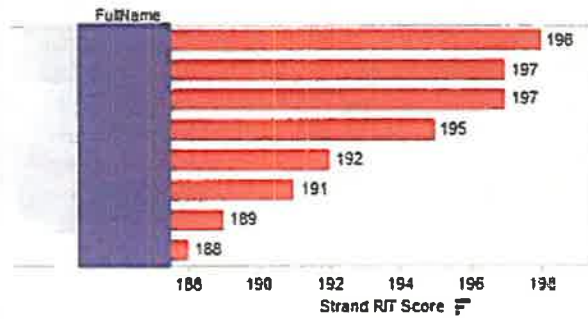
TestPeriod

- F
- W

**RMS - 5th Grade - W, 2013-2014**



Click one of the bars in the Strand Performance Summary (left) to see a filtered list of students in that group and student score on the selected strand.



# MAP Workbook for School Leaders – Percentile Ranks

## NWEA MAP: Performance Trends in Percentile Rankings by Grade

Good For: Comparing performance by grade throughout the year or to other years. Identify strengths and weaknesses, in terms of grade level performance, across the network or at your individual school

### Data Filters

Select School Year:

2013-2014

Select Subject:

Reading

Select School(s):

RMS

Select Test Period(s):

(All)

a) Click on a test round in top graph to see that round compared to performance in other years.

b) Hover over a bar to see number of scores included.

c) Hover over the diamond

Quartile Legend

4th Quartile

3rd Quartile

2nd Quartile

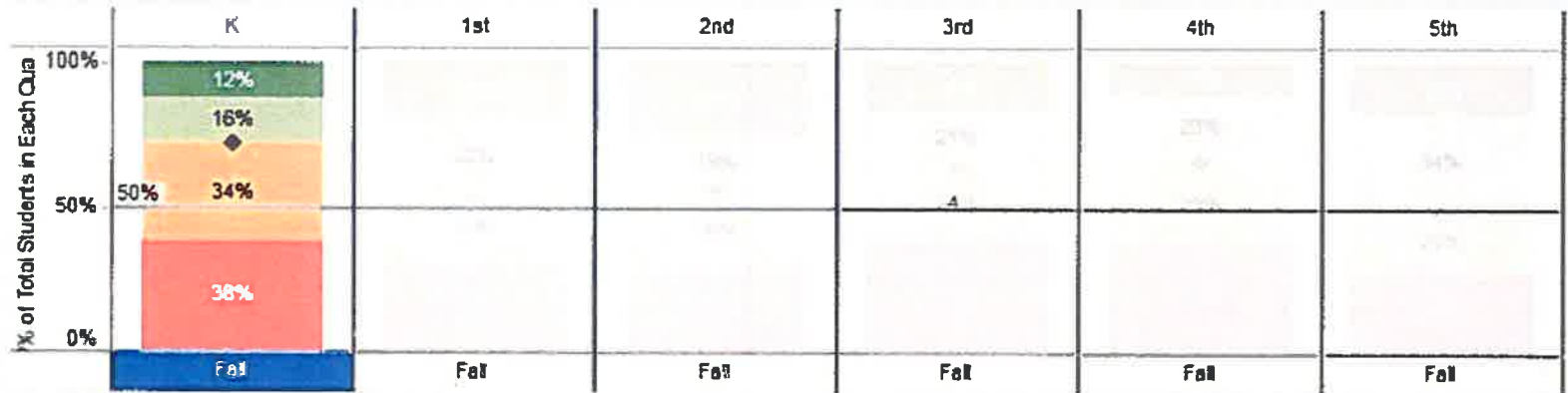
1st Quartile

Select School Year:

(Multiple values)

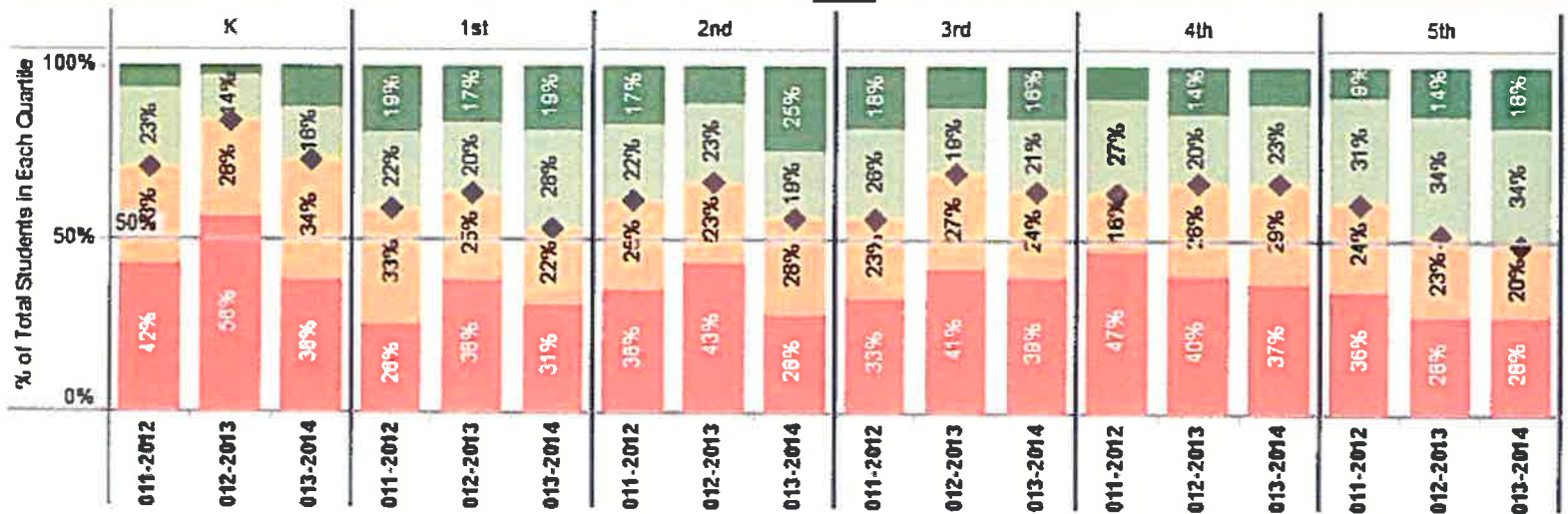
### Reading 2013-2014: Distribution of Students by Grade and Round

Schools: RMS



### Reading YOY: Distribution of Students by Grade In Fall

Schools: RMS



## Appendix 8: Response to Intervention



# ROCKETSHIP

## Response to Intervention (RtI) Playbook



**Rocketship Education**  
2015-2016

# ROCKETSHIP

Welcome to the 2015-16 RtI Playbook, Rocketship's one-stop-shop for all things RtI!

## Table of Contents

[Fundamentals of an RtI Approach](#) (This section of the playbook provides an overview of the essential components of any RtI framework, and is most helpful for **school leaders**, **ILSs**, and **ISE staff** who are new to working in an RtI model).

[RtI at Rocketship](#): (This section of the playbook details the way in which Rocketship implements the RtI framework. It is most helpful for **school leaders managing RtI/Tier 2** and **ISE NeST staff** who support RtI implementation).

- [Universal Screening](#)
- [Progress Monitoring](#)
- [Data-based decision making](#)
- [Data Days - Prior to and During](#)
- [Intervention Resources](#)
  - [Curriculum Overviews](#)
  - [Designing Tier 3 Interventions](#)
  - [Implementing Ready Common Core](#)
- [Roles and Responsibilities](#)
- [2015-16 RtI Implementation Calendar](#)
- [ILS Professional Development Scope and Sequence](#)
- [RtI Checklist for Tier 2/Learning Lab Leads](#)

[Resources](#): (This section is helpful for **all staff members** who support RtI implementation)

- AIMSweb Resources:
  - [AIMSweb Benchmarks](#)
  - [AIMSweb Benchmark Trackers](#)
  - [Progress Monitoring Data Tracking Template](#)
  - [Student Facing PM Trackers](#)
  - [AIMSweb National Norms/Percentile Bands](#)
  - [AIMSweb How Tos](#)
  - [AIMSweb Video Tutorials](#)
- Intervention Curricula Resources
  - [Implementation Fidelity Checklists](#)
  - [SIPPS resources](#)
  - [Ready Common Core PPT Deck](#)

# ROCKETSHIP

- [Sample Parent Notification Letters](#)



## **Fundamentals of a Response to Intervention (RtI) Approach**

At Rocketship Education, we use a Response to Intervention framework to organize our academic intervention efforts. The RtI framework ensures that our struggling students get the intervention they need in order to access and excel in grade-level curriculum. RtI is an ongoing process of using student data to make universal and individual instructional and intervention decisions. The ultimate goal of RtI is for all students to perform at a proficient or advanced level because they have received appropriate instruction, accommodations, and modifications throughout the year.

There is no prescribed 'right' way to implement RtI. There are, however, seven guiding principles or 'essentials' that aid schools in building out effective frameworks, systems, and structures. They are:

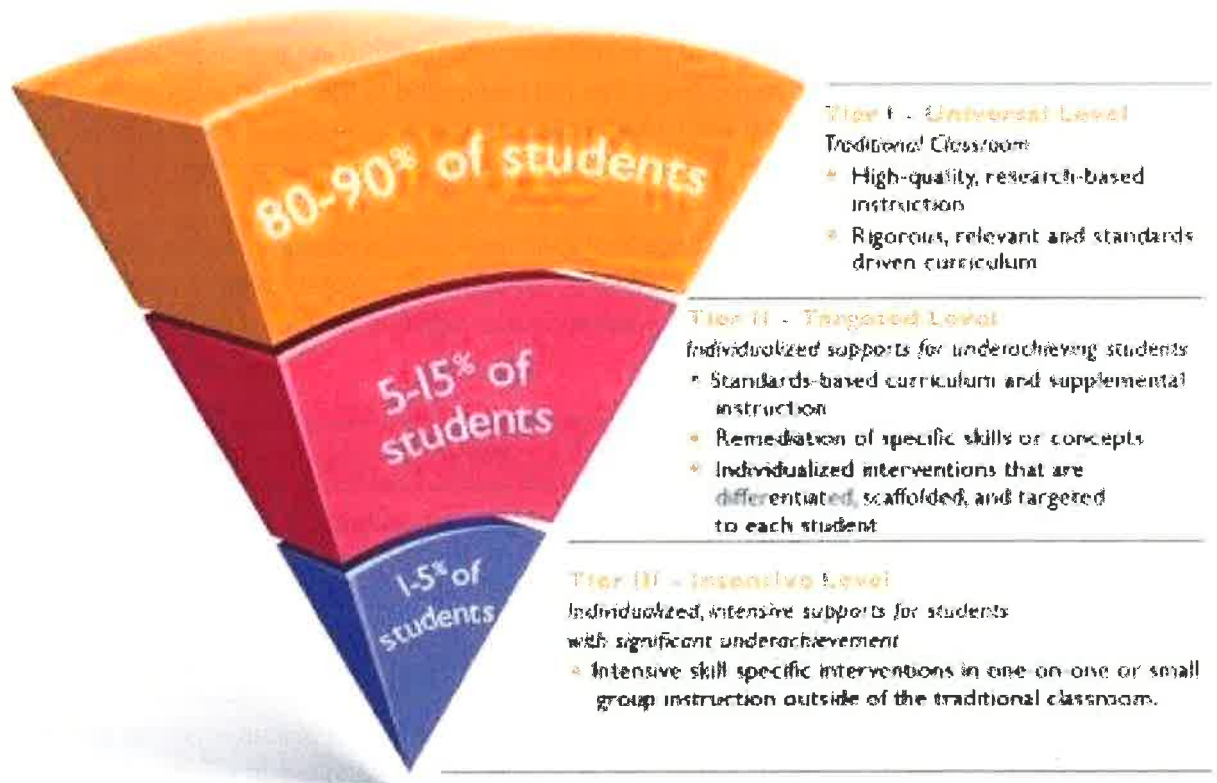
- [Multiple Tiers of Support and Intervention](#)
- [Evidence-Based Interventions](#)
- [Universal Screening](#)
- [Progress Monitoring](#)
- [Data-Based Decision Making](#)
- [Treatment Integrity](#)
- [Problem Solving Teams](#)

The seven essentials provide the backbone of this guide and Rocketship's Response to Intervention approach.

# ROCKETSHIP

## 1. Multiple Tiers of Support and Intervention

Within Rocketship's RtI framework, there are three tiers of instruction and intervention to target the varied needs of students. While each tier consists of its own curriculum and assessments to address these needs, curriculum can be interchangeable throughout the tiers, depending on the implementation model. Most often the three tiers of instruction are represented by an image of a triangle with corresponding percentages.



Tier I is called the *Universal Tier* and all students receive instruction, accommodations and assessments at this tier. In the Universal Tier, instruction is tied to Common Core State Standards. Teachers deliver Tier I instruction and provide appropriate accommodations and differentiation, such as GLAD strategies and guided reading, for all students regardless of whether or not they receive additional Tier II or III interventions. In successful RtI frameworks, the target is to have 80% of students performing on grade-level with appropriate accommodations and differentiation.

Students who are not performing on grade level with appropriate accommodations and differentiation or who score in the bottom 25th percentile on Universal Screens are considered

# ROCKETSHIP

to be “at risk” and in need of interventions that address foundational skills. These students are flagged for Tier II and Tier III interventions.

Tier II students often have knowledge gaps that can be filled by targeted instruction in their area of need. Instruction at these tiers is not tied to specific standards; rather, it addresses more universal foundational knowledge gaps. Tier II interventions are not simply ‘more guided reading’ or increased exposure to the standard addressing commas in a series. Those instructional actions are for teachers to make in their Tier I instruction. Tier II and Tier III interventions target gaps in Phonics, Phonemic Awareness, and Fluency that are holding these students back from being able to access Tier I instruction successfully.

Tier III students, traditionally, are selected because they are in the bottom 2-5% of Universal Screen test takers or because they have not responded to Tier I or II instruction. Often they have either more significant gaps (performing 2+ grade levels below) or a specific learning disability preventing them from succeeding in Tier I and Tier II instruction.

To help schools measure the success of their instruction and interventions, the framework provides target cutoff percentages of 80%, 15% and 5%. Refer to the chart below to understand the important target percentages that signify a well-functioning three-tiered instructional program.

<b>100%</b>	
Percentage of students who receive Tier I instruction with accommodations and differentiation. ↓	
<b>80%</b>	<b>20%</b>
Percentage of students who are successful in Tier I with accommodations and differentiation.	Percentage of students who are unsuccessful in Tier I and are in need of Tier II or Tier III interventions. In a well-functioning RtI model, no more than 20% of a grade-level and/or school population should be receiving Tier II or Tier III instruction at a time. ↓
	<b>15%</b>
	<b>2-5%</b>
	Percentage of students requiring Tier II interventions.
	Percentage of students requiring Tier III Interventions

# ROCKETSHIP

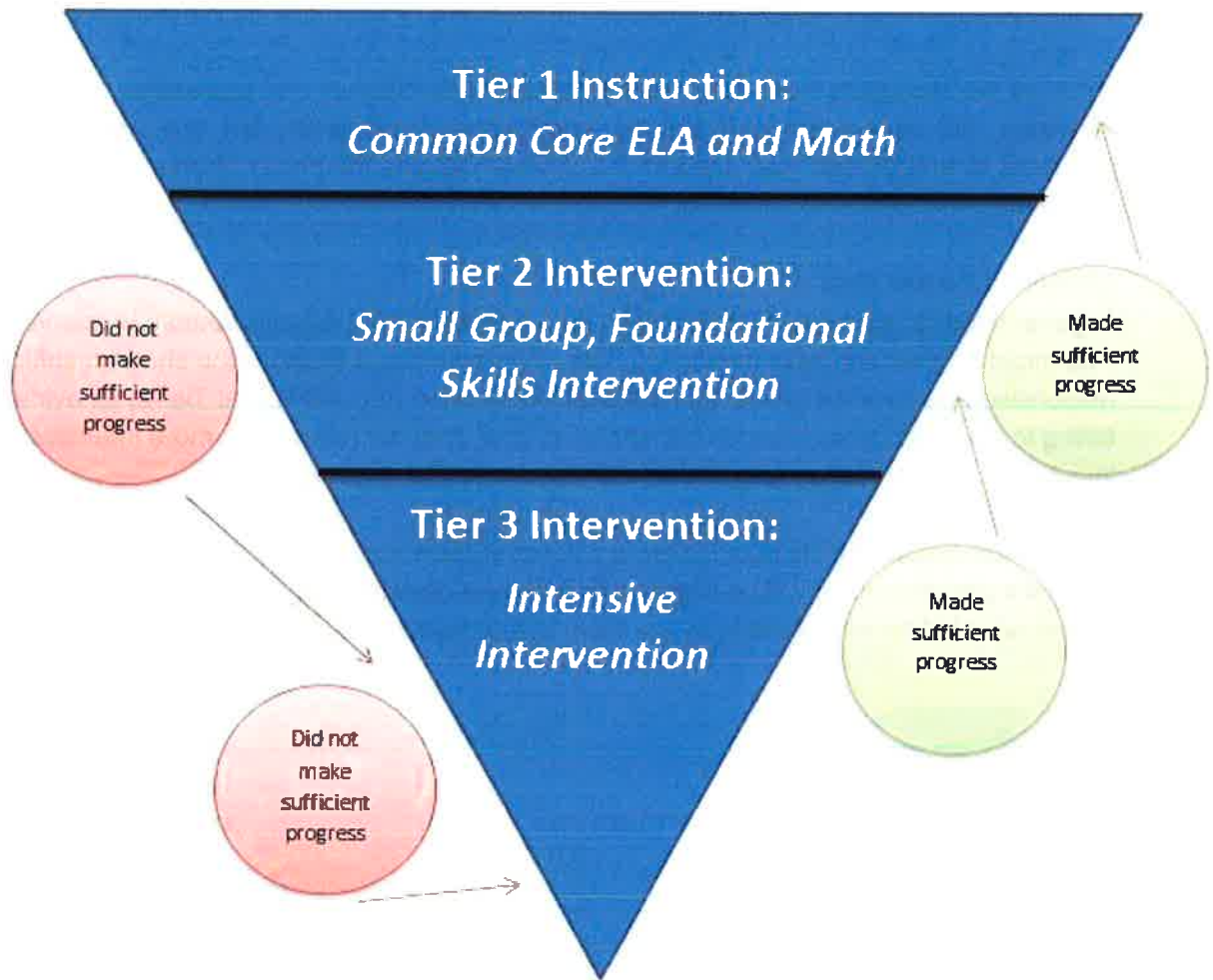
Because we recognize that each student population is different and represents a diverse array of needs, the above percentages represent aspirational goals, but are useful as guiding principles to ensure that your school's RtI program serves the needs of your students as it was intended.

## *Movement Across Tiers*

In general terms, students move between tiers based on their responsiveness to intervention, as evidenced by their progress monitoring data. For example, a student who shows insufficient responsiveness to small group, foundational intervention (e.g. SIPPS) at Tier 2, as evidenced by failing to make progress towards his AIMSweb goal, may be referred for more intensive, individualized intervention (e.g. 1-on-1 SIPPS) at the Tier 3 level.

The graphic below depicts how movement between tiers may occur, but bear in mind that each student's circumstances will be slightly different, and decisions regarding movement for individual students will be made by the team at that student's school.

# ROCKETSHIP



## 2. Evidence Based Curriculum and Interventions

In each tier of instruction and intervention, there are specific curricula implemented by teachers and tutors. The chart below illustrates the current curricula to be used throughout the tiers. The programs at Tier II and III have been vetted by the Achievement and ISE teams and were selected with feedback from teachers, school leaders, and an analysis of the available evidence of effectiveness. There are one-pagers available in the [“Resources”](#) section of the playbook that provide an overview of each program.

	ELA	Math
--	-----	------



# ROCKETSHIP

<p><b>Universal Curricula</b></p> <p><b>TIER I</b></p> <p><i>Classroom Teacher</i></p>	<ul style="list-style-type: none"> <li>• Rocketship Humanities Units</li> </ul>	<ul style="list-style-type: none"> <li>• Singapore</li> </ul>
<p><b>Intervention Curricula</b></p> <p><b>TIERs II and III</b></p> <p><i>ILSs</i> <i>ISE Specialists</i> <i>Paras</i></p>	<p><u>Phonics/Phonemic Awareness/Fluency</u></p> <ul style="list-style-type: none"> <li>• Sound Partners (K for Tier 2; K-5 for Tier 3)</li> <li>• SIPPS (Tier 2; 1-5)</li> <li>• Seeing Stars (Tier 3; K-5)</li> <li>• ELSB (SIP; K-5)</li> </ul> <p><u>Comprehension:</u></p> <ul style="list-style-type: none"> <li>• Ready Common Core (Tier 2; 2-5)</li> <li>• Building with Stories (SIP; K-5)</li> </ul> <p><u>Writing:</u></p> <ul style="list-style-type: none"> <li>• Step up to Writing (Tier 3; K-5)</li> </ul>	<p><u>Intervention within the classroom:</u></p> <ul style="list-style-type: none"> <li>• Ready Common Core (Tier 2; K-5)</li> <li>• On Cloud 9 (Tier 3; K-5)</li> <li>• Touch Math (Tier 3; K-5)</li> </ul>



### **3. Universal Screening**

In order to determine which students are performing on grade level and which are “at risk,” Rocketship uses a suite of universal screening tools. Universal screeners are assessments that all students take at scheduled intervals throughout the school year. At Rocketship, these include, NWEA MAP and STEP. The data from these screens are used to differentiate instruction at Tier I, determine student growth and identify students in need of intervention.

Universal screening is most effectively conducted using a “multiple gating process,” in which data from multiple measures is cross-referenced. Multiple gating is an important practice because there are some students who may underperform on one test but actually score as proficient on another due to investment, testing circumstances, social-emotional factors, or other factors. By looking at more than one set of data, School Leaders are more likely to select the students truly in need of intervention because they will have scored beneath their peers on both assessments.

You can find additional detail on Rocketship’s approach to universal screening in the “[Universal Screening](#)” section of this playbook.



#### 4. Progress Monitoring

Progress monitoring is the process of administering regular assessments to determine the extent to which students participating in intervention are responding to those supports. At Rocketship, [AIMSweb](#) is the online system we use for universal screening, progress monitoring, and data management/reporting. AIMSweb provides us with curriculum based measurements which assess foundational academic skills (oral reading fluency/accuracy, letter name/sound, nonsense word decoding) that are indicative of overall ability to access grade level curriculum successfully. Because AIMSweb provides us with national norms, much like NWEA MAP/MPG, it will allow us to compare where students are relative to others in their grade and to track student progress across the year and year over year. Based on 30+ years of research, AIMSweb is used by many schools with a fully developed RtI framework. How-to guides for using AIMSweb can be found in the "[Resources](#)" section of this playbook.

At Rocketship, we monitor the progress of students participating in ELA interventions according to the following schedule:

	Progress Monitoring
Tier I	<ul style="list-style-type: none"><li>• Regular formative assessments</li></ul>
Tier II	<ul style="list-style-type: none"><li>• <b>Weekly</b> curriculum based measure (AIMSweb 1-minute ELA probes)</li></ul>
Tier III	<ul style="list-style-type: none"><li>• <b>Weekly</b> curriculum based measure (AIMSweb 1-minute ELA probes)</li></ul>



## 5. Data Based Decision Making

Data-based decision making is the process in which a team of educators reviews and analyzes data (both universal screening and progress monitoring) in order to inform decisions ranging from placing students in intervention to assessing the overall health of an intervention program.

The table below outlines Rocketship's data-based decision making processes across the tiers.

	<b>Data-based Decision Making Actions</b>
<b>Tier I</b> <b>Universal,</b> <b>Class-level analysis</b>	<p>Teachers and coaches engage in weekly, grade-level data meetings to discuss standards to focus on, reteach groups, accommodations and modifications that will help students successfully access content in tier I, and focus students in Student Huddle meetings.</p> <p>Emphasis is on identifying root causes of student struggles and high quality, tier 1 teaching strategies to address them.</p>
<b>Tier II</b> <b>Small group and</b> <b>Individual Analysis</b>	<p>Each cycle, interventionists, coaches, and grade level teams look at universal screening data (supported by Schoolzilla report) to identify students who are candidates for Tier II intervention.</p> <p>Coaches have regular data discussions (based on AIMSWeb progress) with interventionists and grade-level teams about individual and groups of students who are/aren't making progress.</p>
<b>Tier III</b> <b>Individual Analysis</b>	<p>SST teams meet to plan targeted, individualized interventions for students who are not making adequate progress in Tiers 1 and 2.</p>



## **6. Treatment Integrity**

Treatment integrity (also referred to as “implementation fidelity”) refers to the extent to which a given evidence-based intervention is implemented in the manner in which it was designed to be implemented. It is important for Rtl schools to develop and implement processes for monitoring treatment integrity so that, when engaging in data-based decision making, they can rule out poor instruction as the cause of low student responsiveness to intervention.

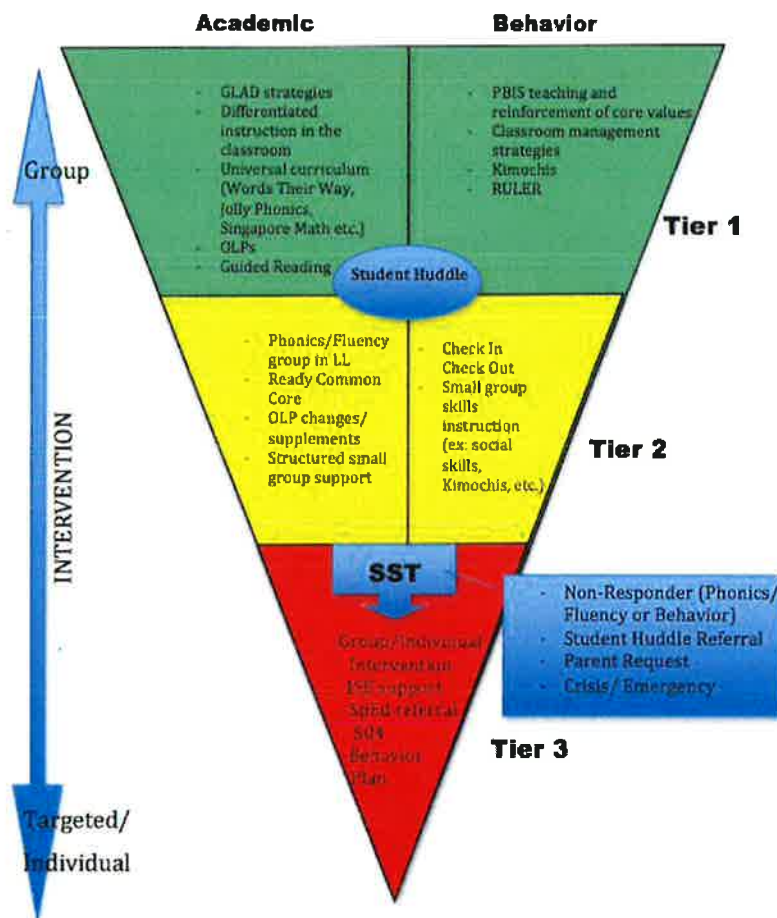
Rocketship has developed a series of Implementation Fidelity Checklists correlated with our suite of evidence-based interventions to support school leaders in assessing treatment integrity at their school sites. These can be found in the [“Resources”](#) section of this playbook.

# ROCKETSHIP

## 7. Problem Solving

Problem solving within an RtI framework is closely related to the data-based decision making process, and involves a team-based approach to identifying and responding to 'problems' within the framework. These 'problems' can range from individual students who are not responding to interventions to interventionists who have consistently low rates of responsiveness from students in their groups to a mismatch between individual student needs and the available interventions on site.

The SST process is Rocketship's formal structure for engaging in team-based and data-based problem solving for individual students. Students can be referred to the SST process through several avenues, including non-responsiveness to Tier 2 interventions, the Student Huddle process, or a parent request for special education assessment. Please see "[SST and Pre-referral](#)" folder for more detailed explanations of the SST process, including the SST forms.



[RETURN TO TABLE OF CONTENTS](#)



**Rtl at Rocketship: Universal Screening**

Rocketship uses NWEA MAP, AIMSweb benchmarks, and STEP as the universal screeners which identify students who are not responding adequately to tier 1 instruction and may require additional, supplemental interventions. The following charts briefly outline the progressive administration of universal screeners throughout the year.

Timeline	Universal Screening Process
Existing Schools: Spring 2015  New Schools: Fall 2015	First Gate: MAP - 100% of Rocketship students take the NWEA MAP assessment. Students performing below the 35th percentile are flagged for additional assessment (via the AIMSweb benchmark).
Existing Schools: Summer/Fall 2015  New Schools: Fall 2015	Second Gate: AIMSweb - All students performing below the 35th percentile on NWEA MAP take the grade level AIMSweb benchmark. Students below the 25th percentile are flagged as intervention candidates.
Fall 2015	Diagnostic: SIPPS - All students performing below the 25th percentile on NWEA MAP take the SIPPS diagnostic. Ability-based, cross grade level intervention groups are formed based on identified starting points.
Fall 2015	Third Gate: STEP - Students performing below a certain level on the fall STEP assessment (see guidelines below) are identified, administered the SIPPS diagnostic, and programmed into intervention groups as space allows.
Winter 15-16	First Gate, New Students: STEP - Students performing below a certain level on the winter STEP assessment (see guidelines below) are identified, administered the SIPPS diagnostic, and programmed into intervention groups as space allows.

*Survey Level Assessments (SLAs)*

In order to accurately indicate whether a student is responding appropriately to interventions, a progress monitoring tool must be sensitive to change. For students performing very far below grade level, grade level probes are not an appropriate progress monitoring tool - because they are far above the student's reading level, the student could be making progress in intervention that would not be reflected on a grade level progress monitoring probe. In those cases, schools



should conduct "Survey Level Assessments" (SLAs).

Anytime a student falls below the 10th percentile on the grade level AIMSweb benchmark the interventionist will conduct an SLA. In this process, progressively lower level probes are administered until the interventionist identifies the grade level at which the student performs between the 10th and 25th percentiles.

A couple of notes on survey level assessments:

- Students **always** take the AIMSweb benchmark assessment for their grade level, even if they are being progress monitored out of grade level.
- If a student performs below the 10th percentile on a given grade level, but above the 25th percentile on the next lower grade level, use the **higher** grade level as the student's progress monitoring level.
- If a student performs below the 10th percentile on the 1st grade OR CBM, administer the NWF probe from the early literacy suite.
- If the student performs below the 10th percentile on the NWF probe, administer the LSF probe. LNF is the lowest probe - this will be a student's progress monitoring level even if they perform below the 10th percentile on the initial administration.

*Prioritizing Students for Intervention*

During the universal screening process, your site may find that you have more students who "qualify" for intervention than you can accommodate (particularly new schools). In these cases, schools should prioritize the most "behind" students for intervention. The following data charts are intended to assist in determining student eligibility for Tier II and III intervention groups. For Cycle 2 and Cycle 3, STEP will be the exclusive Universal Screener to determine Tier II eligibility and this guide should also be used to identify students for intervention during those cycles.

**Cycle 1**

<b>STEP</b>	<b>1<sup>st</sup> Priority</b>	<b>2<sup>nd</sup> Priority</b>	<b>3<sup>rd</sup> Priority</b>	<b>Not Prioritized</b>
Kinder	Before STEP	Pre-Reading		STEP 1 – 3
Grade 1	Bef. STEP- Pre-Reading	STEP 1	STEP 2	STEP 4 – 6
Grade 2	Bef. STEP- STEP 2	STEP 3 – STEP 4	STEP 5 - 6	STEP 7 – 9



# ROCKETSHIP

Grade 3	Bef. STEP- STEP 3	STEP 5- STEP 7	STEP 8 – 9	STEP 10 – 12
Grade 4	Bef. STEP - STEP 5	STEP 6 – STEP 9	STEP 10 - 12	STEP 13 – 15
Grade 5	Bf. STEP- STEP 5	STEP 6 – 10	STEP 11 – 16	STEP 16 – 18

## Cycle 2

<b>STEP</b>	<b>1<sup>st</sup> Priority</b>	<b>2<sup>nd</sup> Priority</b>	<b>3<sup>rd</sup> Priority</b>	<b>Not Prioritized</b>
Kinder	Before STEP	Pre-Reading	STEP 1	STEP 2 – 3
Grade 1	Bef. STEP- Pre-Reading	STEP 1 -2	STEP 3	STEP 3 – 6
Grade 2	Bef. STEP- STEP 2	STEP 3 – STEP 4	STEP 5 - 6	STEP 7 – 9
Grade 3	Bef. STEP- STEP 3	STEP 5- STEP 7	STEP 8 – 9	STEP 10 – 12
Grade 4	Bef. STEP - STEP 5	STEP 6 – STEP 9	STEP 10 - 12	STEP 13 – 15
Grade 5	Bf. STEP- STEP 5	STEP 6 – 10	STEP 11 – 16	STEP 16 – 18

## Cycle 3

<b>STEP</b>	<b>1<sup>st</sup> Priority</b>	<b>2<sup>nd</sup> Priority</b>	<b>3<sup>rd</sup> Priority</b>	<b>Not Prioritized</b>
Kinder	Before STEP	Pre-Reading	STEP 1	STEP 2 – 3
Grade 1	Bef. STEP- STEP 1	STEP 2	STEP 3	STEP 5 – 6

# ROCKETSHIP

Grade 2	Bef. STEP- STEP 2	STEP 3 – STEP 5	STEP 6 – 7	STEP 8 – 9
Grade 3	Bef. STEP- 4	STEP 5- STEP 7	STEP 8 – 10	STEP 11 – 12
Grade 4	Bef. STEP- 7	STEP 8 – 10	STEP 11 - 13	STEP 14 – 15
Grade 5	Bef. STEP- 10	STEP 11 – 13	STEP 14 – 16	STEP 17 – 18

[RETURN TO TABLE OF CONTENTS](#)



**RtI at Rocketship: Progress Monitoring**

At Rocketship, we utilize [AIMSweb](#) as our progress monitoring platform for students participating in Tier 2 and 3 ELA interventions. AIMSweb provides both the assessments we use for progress monitoring, as well as the database for storing and analyzing progress monitoring data on an ongoing basis.

The assessments provided by AIMSweb are called “curriculum-based measurements” (CBMs). These are short (1 minute) probes designed to assess a student’s performance on a specific, early or basic literacy skill. They are not designed to be comprehensive assessments of a student’s reading skills; rather, they are designed to be sensitive to change, to provide reliable and frequent information regarding a student’s responsiveness to an intervention, and to indicate whether a student is increasing in a targeted, basic skill that is required in order for them to access grade level content.

AIMSweb has a suite of ELA CBMs\*, including:

<b>Tests of Early Literacy</b>		
<i>Probe</i>	<i>Grade Levels</i>	<i>Description</i>
Letter Naming Fluency	Kinder, Fall → 1st, Fall	Students state a letter name
Letter Sound Fluency	Kinder, Winter → 1st, Fall	Students state a letter sound
Phoneme Segmentation Fluency**	Kinder, Winter → 1st, Winter	Students segment a CVC word into individual phonemes
Nonsense Word Fluency	Kinder, Winter → 1st, Spring	Students read or segment phonetic CVC words
<b>Oral Reading Fluency***</b>		
<i>Probe</i>	<i>Grade Levels</i>	<i>Description</i>
Oral Reading	1st, Winter → 8th	Students read short passages.

\*See the “[AIMSweb Benchmark](#)” folder for a samples of each CBM

\*\*Rocketship does not recommend the use of the PSF probes.

\*\*\*See pages 7, 11, 15, and 20 of the [Test of Early Literacy Administration and Scoring Guide](#) for scripted directions to administer the early literacy probes.

\*\*\*\*See page 6 of the [RCBM Administration and Scoring Guide](#) for scripted directions to administer the ORF probes



Interventionists monitor student's progress using AIMSweb probes on a **weekly** basis at Rocketship. On Thursday minimum days, ILs should not pull intervention groups and should instead use this time to administer progress monitoring assessments to the student's on their caseloads.

ILs may also choose to have students monitoring their own progress in intervention - research shows that simply self recording CBM results can positively impact student fluency rates. Sample student-facing trackers are available in the "[Resources](#)" section of the playbook.

### *Setting Progress Monitoring Goals*

Every student participating in Tiers 2 and 3 interventions at Rocketship has a specific progress monitoring goal. This allows school teams to easily determine if a student needs additional intervention or is ready to exit intervention based on their progress towards this goal. Setting progress monitoring goals in AIMSweb is the responsibility of the interventionist (ILS or ISE Specialist), to be monitored and supported by the school leader.

#### Goal Setting Assumptions:

- **Students who are at or above 25th percentile:** Students who are at or above the 25th percentile according to AIMSWeb benchmarks should *not* be in Tier II or Tier III
- **Students who are between the 10th and 25th percentile:** Students who are between the 10th and 25th percentile should be progress monitored ON grade level
- **Students who are below the 10th percentile:** Students who are below the 10th percentile according to AIMSWeb benchmarks should be progress monitored below grade level until they demonstrate they are at or above the 10th percentile according to AIMSWeb benchmarks
- **Re-evaluation cycle:** Students in Tier II or Tier III will be assessed and reevaluated around Data Days in December/January, March, and May
- **Higher BOY AIMSWeb percentile:** The higher a student's BOY AIMSWeb percentile, the earlier in the school year the student should be expected to reach the 25th percentile

AIMSweb considers students within grade level expectations when they are performing at or above the 25th percentile on grade level CBMs. For this reason, the 25th percentile is generally used as the 'goal' for students in intervention, with the timeline for meeting the goal depending on the student's starting point. See "[Goal Setting Guidelines](#)" in the "[Resources](#)" section of this playbook for specific goal setting guidelines.

[RETURN TO TABLE OF CONTENTS](#)



## **RtI at Rocketship: Data-Based Decision Making**

Data-based decision making for students participating in tier 2 ELA interventions occurs on an ongoing basis through coaching conversations between school leaders and interventionists, as well as at the end of data cycles. The end of the data cycle is the time when problem solving teams work together to determine which students have made enough progress to exit intervention, which students should remain in their current intervention and which students have made insufficient progress and should be considered for a more intensive level of intervention. The data-based decision making process at data days is as follows (you can find [a version of this protocol which includes a visual decision making tree in Box](#)):

### **1) Determine if sufficient data points have been collected:**

CBM data isn't considered valid for the purposes of instructional decision making until we have enough data points to generate a stable trend line. We need to collect at least four data points within a six week period in order to make instructional decisions. If we don't have sufficient data for the student, continue providing the intervention and monitoring progress. If we do have sufficient data...

### **2) Determine if the student is making sufficient progress:**

We can use two methods to determine progress:

- The "Three Point Rule": If the at least three of the most recent four data points are close to, at, or above the student's goal line, we can conclude that the student is responding favorably.
- The "Trendline Rule" If the student's trendline is trending upward, and is showing that the student will meet (or will be close to meeting) their goal by its assigned date, we can conclude that the student is responding favorably.

If this the student is responding favorably... (if the student is not responding favorably to intervention, skip to step 6)

### **3) Determine if the student has met their progress monitoring goal, and whether the student was being monitored on or off grade level.**

**4) If the student is being progress monitored on grade level, and they have met their progress monitoring goal, administer the AIMSweb benchmark to ensure they are now performing above the 25<sup>th</sup> percentile on the benchmark.** If they are, they are ready to exit from intervention. If not, **continue to provide intervention and monitor progress.**

**5) If the student is being progress monitored off grade level, increase the progress monitoring grade level and continue to provide the intervention.**



6) If the student is not responding favorably to the intervention as evidenced by a lack of progress towards the progress monitoring goal, **determine if the intervention is being implemented with fidelity:**

- Two data sources can provide information about the fidelity of the intervention implementation – observations using implementation fidelity checklists and the progress of the other students in the group (if the majority of the students in the group are making progress, you can conclude that the intervention is being implemented with fidelity. If not, that is an indication that there may be a need to investigate implementation challenges).

7) If the intervention is not (or may not be) implemented with fidelity:

**Develop a plan to coach the interventionists towards fidelity of implementation**

8) If the intervention is being implemented with fidelity:

**Determine if attendance, behavior, or motivational factors are significantly impacting student progress.** If a student is not able to access the intervention because of any of the factors listed above, the team will want to develop a plan to address these issues before making an instructional change for the student.

9) If there are no attendance, behavior, or motivational factors significantly impacting student progress, **consider referring the student to a more targeted, intensive level of intervention.** In most cases, this will mean referring the student for an SST so the SST team can plan a targeted, individualized support plan for the student.

**Tips for using these guidelines:**

These guidelines are meant to provide a general process that teams can follow when analyzing student progress. However, teams may use their discretion to deviate from them on a case-by-case basis depending on student need. For example, if the student is new to Rocketship and has only been in intervention for one data cycle, the team may decide to continue a Tier 2 intervention even if the student isn't yet responding favorably to give the student more time in the intervention. Alternatively, if the student is in their second year of intervention and is still not making sufficient progress, the team may accelerate intensive planning for the student

[RETURN TO TABLE OF CONTENTS](#)

# ROCKETSHIP



**Rtl at Rocketship: Data Days**

There is quite a bit of Rtl-related work that occurs on data days, to align with the end of data cycles. The scope and sequence below provides guidelines on what school leaders and ILSs should do prior to and during data days to stay on track with tier 2 interventions. We have also created a stand alone "[Winter Rtl Handbook](#)" and "[Spring Rtl Handbook](#)" which contain *just* the information that Tier 2 leads need to prepare for data days at the end of each of those cycles.

<b>Data Day</b>	<b>Prior to...</b>	<b>During...</b>
<b>September</b>	<p><b>Step 1:</b> Give AIMSWeb benchmark to bottom 35th percentile of students and any new students in GL (as determined by Spring MAP results)</p> <p><b>Step 2:</b> Enter all results in AIMSWeb</p> <p><b>Step 3:</b> Give SIPPS diagnostic to any student who falls in the bottom 25th percentile according to AIMSWeb</p> <p><b>Step 4:</b> Give SLA to any student who falls below the 10<sup>th</sup> percentile on their grade-level benchmark</p>	<p><b>9.18:</b> Use Data Day #1 to create ability-based groups across GLs and determine tutoring logistics</p> <ul style="list-style-type: none"> <li>● All students performing below the 25th percentile qualify for SIPPS/phonics intervention (exception: ISE students who are receiving tier 3 support from their ISE case manager)</li> <li>● Priorities phonics/fluency needs. If you have many students who qualify for SIPPS/phonics intervention, fill your ILSs' schedules with these groups.</li> <li>● If you have capacity (i.e. lower numbers of students needing phonics intervention), leave room in your ILSs' schedules for comprehension groups to start in October.</li> </ul> <p><b>9.19:</b> Use Data Day #2 to enter students names in caseload and create progress monitoring goals</p>
<b>January</b>	<p><b>Step 1:</b> Give AIMSWeb benchmark to ALL Tier II and III students (in December)</p>	<p><b>Step 1:</b> Exit from intervention any student who has already met their AIMSWeb goal (*for SLA students, move them to the next grade level)</p> <ul style="list-style-type: none"> <li>● Cross reference STEP score: anyone 2 years or more below GL on STEP should be moved into RCC comprehension</li> <li>● Anyone NOT 2 years or more below GL should be exited</li> </ul>



# ROCKETSHIP

		<p><b>Step 2:</b> Utilize the <a href="#">AIMSWeb Data Analysis Protocol</a> to review progress monitoring status of students participating in intervention to determine next steps.</p> <p><b>Step 3:</b> Use STEP data from December to add any additional students to Tier II (2 years or more below GL)</p> <ul style="list-style-type: none"> <li>• Use same diagnostic and placement process from September after Data Day (*refer to <a href="#">Rtl Calendar</a>.)</li> </ul>
<p><b>March</b></p>	<p><b>Step 1:</b> Give AIMSWeb benchmark to ALL Tier II and III students</p>	<p><b>Step 1:</b> Exit from intervention anyone who has already met their AIMSWeb goal</p> <ul style="list-style-type: none"> <li>• Cross reference STEP score: anyone 2 years or more below GL should be moved into RCC comprehension, *comprehension students do NOT receive AIMSWeb benchmark</li> <li>• Anyone NOT 2 years or more below GL should be exited</li> </ul> <p><b>Step 2:</b> DO NOT add any additional Tier II students; ONLY exiting or moving students from phonics to comprehension</p>

[RETURN TO TABLE OF CONTENTS](#)



## **RtI at Rocketship: Intervention Resources**

### *Curriculum Overviews*

This section of the RtI Playbook provides an overview of each of the programs in Rocketship's intervention suite, including:

- [Sound Partners](#)
- [Systematic Instruction in Phonics and Phonemic Awareness \(SIPPS\)](#)
- [Fluency Supplement Recommendation for SIPPS](#)
- [Ready Common Core](#)
- [ELSB](#)
- [Step Up To Writing](#)

# ROCKETSHIP

## Sound Partners

**Tier:** Tier II (Kinder only) and Tier 3 (K-5)

**Interventionists:** ILS and ISE

**Grades:** Primarily Kindergarten, Grades 1-2 on a need basis

Sound Partners is an intervention program in phonics-based early reading, designed primarily for lower-grade students (K-2) lacking foundational phonics and phonemic awareness skills. Sound Partners routines include letter-sound correspondence, segmentation, individual word reading, sight word practice, and practice reading with connected text. The ideal group size is 3 students or less, and Sound Partners is implemented by ISE Specialists, Para-professionals, and ILSes.

### **Materials:**

- Sound Cards
- BOB books (for connected reading)
- Lesson Book
- Student Mastery Tests
- Tutor Implementation Manual
- Attendance/Lesson Completion Logs
- Progress Reports (for teachers and/or parents)
- Tutor Observation Forms (Treatment Integrity Checklists)

### **Lesson Components**

- Say the Sounds (*student practices saying the sound associated with a letter or letter pair and practices writing the letter(s) associated with a sound*)
- Letter Sound Cards (*student practices pairing sounds with key words*)
- Segmenting (*student practices listening for the separate sounds in a word and saying them one at a time*)
- Word Reading (*student reads words by saying their sounds and blending them aloud. Student spells words by listening for and writing down the sequence of sounds in the word*)
- Sight Words (*student practices reading words that cannot be sounded out*)
- Sentence Reading (*student reads sentences made up of taught sight and decodable words*)
- Magic -e- (*student practices reading words using the "magic -e- rule"*)
- Word Endings (*student practices reading words with the endings -s, -ed, -y, and -ing*)
- Pair Practice (*student practices reading and spelling words and nonwords with new letter pairs*)
- Reading Long Words (*student practices reading compound and multisyllable words*)
- Book Reading (*student practices reading newly taught sounds and words in a story*)



# ROCKETSHIP

## **Curriculum Starting Point**

All students start Sound Partners at lesson 1; however, students move through the lessons at different rates depending on their skill and mastery of the material.

# ROCKETSHIP

## SIPPS

**Tier:** Tier II, Phonics and Fluency

**Interventionists:** ILSs

**Grades:** Grades 1-5

SIPPS (Systematic Instruction in Phonological Awareness, Phonics, and Sight Words) is a program for struggling readers from kindergarten through 12th grade. SIPPS routines include letter, sound and word cards as well as decodable books to apply instruction to a more realistic setting. The ideal group size is 6 student or less.

### **SIPPS Levels:**

- *SIPPS Beginning:* Designed for students in Grades 1-3 who know their letter sounds, but have not mastered blending or segmentation.
- *SIPPS Extension:* Designed for students in Grades 1-3 who can read and spell simple simple vowel patterns.
- *SIPPS Plus:* Condensed version of Beginning and Extension, designed for students in Grades 4+.
- *SIPPS Challenge:* The end of the SIPPS spectrum; any student who has surpassed Extension or Plus could enter into Challenge.

### **Materials**

- |                                      |                             |
|--------------------------------------|-----------------------------|
| ● Sound Cards                        | Sight Word Cards            |
| ● Sight Word Wall Cards              | Spelling-Sound Cards        |
| ● Story Posters                      | Sets of Little Books        |
| ● Reproducible Stories Book          | DVD with Videos of Routines |
| ● CD-ROM with all reproducible pages | Online resources            |

**Lesson Components** (for resources/videos go to: <https://teach.devstu.org/session/new>; use username: [mwunderlich@rsed.org](mailto:mwunderlich@rsed.org) and password: rocketship)

- Rereading a Story
- Phonological Awareness
- Phonics and Decodable Words
- Sight Words
- Reading a Story
- Guided Spelling and Segmentation
- Fluency Practice

### **Curriculum Starting Points**

SIPPS has a placement assessment that will be given to students within the first week of intervention. For students in Grades K-3, there are 3 levels at which they could enter: Beginning, Extension, and Challenge. For students in Grades 4-5, there are 2 levels at which

# ROCKETSHIP

they could enter: Plus or Challenge. Each level has 5 different entry points (ie. Lesson 1 or Lesson 21), except for Challenge. At the Challenge level, everyone starts at Lesson 1.

- [SIPPS K-3 Diagnostic](#)
- [SIPPS 4-12 Diagnostic](#)

## Fluency Supplement Recommendation for SIPPS

### Rationale

Although SIPPS' systematic, routinized approach to phonics instruction is extremely effective, our SIPPS program lacks an effective fluency component. The SIPPS curriculum does in fact have a fluency element - 20- 30 minutes of fluency practice after the 30 minute scripted lesson - but our 30-minute time constraints do not enable us at Rocketship to make use of it. Since students are being progress monitored through AIMSweb on fluency assessments, it makes sense to supplement the SIPPS curriculum with fluency practice. Below we have outlined a few suggested recommendations.

### Suggestions for When to Supplement

Curriculum Level	Grade-Level	Supplement	Why/When
SIPPS Beginning	Typically Grades 1-2	No	Too low-level; students in Beginning have only mastered short vowels
SIPPS Extension	Typically Grades 1-3	Yes	Starting at Lesson 1
SIPPS Plus	Grades 4-5	Yes	Starting at Lesson 1
SIPPS Challenge	Any student in Grades 1-5 who has completed either SIPPS Extension or Plus	Yes	Starting at Lesson 1

### Suggestions for What to Use to Supplement

Curriculum	Important to Know	Materials Available	Suggested Frequency
Lakeshore	<b>NOT FREE:</b> Will have	~20 passages per grade-level	At least 1x/week - either

# ROCKETSHIP

	to purchase and have shipped		hold 1-2 students after the lesson to do 1 minute fluency practice OR practice with entire group on minimum days when not progress monitoring
<b>HELPS</b> (Helping Early Literacy with Practice Strategies)	<b>FREE:</b> You will have to create a log-in and will be asked to make a donation, but will not be charged for materials	<a href="#">Teacher's Manual</a> <a href="#">Student Passages</a> <a href="#">Teacher Passages</a>	At least 1x/week - either hold 1-2 students after the lesson to do 1 minute fluency practice OR practice with entire group on minimum days when not progress monitoring
<a href="#">Reading A-Z</a>	<b>NOT FREE:</b> Must have a member log-in to access	169 passages available; 8 per reading level from Levels F-Z on Fountas & Pinnell scale	At least 1x/week - either hold 1-2 students after the lesson to do 1 minute fluency practice OR practice with entire group on minimum days when not progress monitoring



### **Ready Common Core\***

*\*See "Implementing Ready Common Core" for more details on how to select and set goals for students participating in Ready Common Core*

**Tier:** Tier II, Comprehension

**Interventionists:** ILSes

**Grades:** Grades 2-5

Ready Common Core is a comprehension program that employs a gradual-release model to enable struggling readers to access grade-level text. While the curriculum is available from Grades K-8, Rocketship has RCC available in Grades 2-5 as the comprehension component of our RtI program. The ideal group size is 6 student or less.

#### **Materials**

- Student Workbook
- Teacher Edition

#### **Lesson Components**

Each lesson is 5 components; Parts 1 and 2 can be taught together. Each lesson lasts 1 week with 30 minute small group instructional periods 4x/week.

- *Part 1: Introduction* - Think of this as the hook. It is intended to introduce the comprehension skill they will be practicing for the week in a student-friendly and engaging way.
- *Part 2: Modeled Instruction* - Students read a short text and are guided, through modeled think-alouds and sentence frames, to discuss comprehension questions.
- *Part 3: Guided Instruction* - Students continue reading the same text and use the skills they have just practiced to answer discussion questions.
- *Part 4: Guided Practice* - Students read a longer text and respond to comprehension questions with less guidance from the instructor.
- *Part 5: Common Core Practice* - This is designed as the weekly formative assessment. Students complete the assessment independently, after which they justify and discuss their answers as a group.

#### **Digital Access**

- [Online Teacher Toolbox](#)

#### **Curriculum Starting Points**

Ready Common Core is aligned to iReady; thus, when students complete the iReady diagnostic, the system will suggest lessons from RCC. Students can then be grouped according to their specific comprehension needs.



# ROCKETSHIP

## **ELSB**

### **Early Literacy Skill Builder One Pager**

*ELSB at a glance...*

ELSB is an intensive intervention program that incorporates systematic instruction to teach both print and phonemic awareness. ELSB is a multi-year program with seven distinct levels and ongoing assessments so students progress at their own pace. It incorporates scripted lessons, least-prompt strategies, teachable objectives, built-in lesson repetition, and ongoing assessments. All students begin at Level 1. Instruction is one-on-one or in small groups. Teach scripted lessons daily in two 30-minute sessions. On the completion of each level, formal assessments are given. ELSB should be done in small groups. It should be implemented by any trained professional.

### *Essential Elements*

#### Materials

Implementation Guide  
Teacher's Manuals  
Student Material Books  
Student Assessment Books  
Moe the Frog Puppet  
All About Moe Stories  
DVD for staff training  
CDs with printable PDFs and other reproducible resources  
Sight Word Flashcards  
Implementation Fidelity Checklist

### *Lesson Components*

Phonemic Awareness  
Phonics  
Comprehension  
Vocabulary and Fluency Work

### *Curriculum Starting Points*

Students start at lesson 1.

*Progress Monitoring-Formal (Answers question: Are they growing?)*

- Built-in mastery assessments

*Informal (Answers question: Did they get what I just taught?)*

- Performance observations



## **Step Up To Writing**

### *SUTW at a glance...*

Step Up To Writing is an intervention program that is successful in increasing writing proficiency through explicit, hands-on, research-validated strategies. SUTW Complements any writing curriculum and it is aligned to Common Core. This program improved literacy skills across content areas and grade levels. Reading comprehension strategies are a focus and strategies are embedded to assist with reading, writing, listening, and speaking. SUTW should be done in small groups. It should be implemented by any trained professional.

### *Essential Elements*

Materials
Teacher's Guide and Implementation Guide Handy Pages SUTW CD-ROM Attendance/Lesson Completion Logs Progress Reports (for teachers and/or parents) Implementation Fidelity Checklist

### *Lesson Components*

1. Planning a Story
2. A Story
3. Accordion Paragraphs
4. Kinds of Topic Sentences
5. Closing Your Paragraph
6. Transitions
7. Summary Paragraph
8. Planning a Paragraph
9. Two Kinds of Writing—A Story
10. Two Kinds of Writing—Information
11. 6-Sentence Paragraph
12. Two-Column Notes
13. 7-Sentence Paragraph

### *Curriculum Starting Points*

All students start at the beginning of the program, but students progress at different rates

### *Progress Monitoring-Formal (Answers question: Are they growing?)*

- Writing Samples Assessed weekly by Tier III Instructor

Informal (Answers question: Did they get what I just taught?)

# ROCKETSHIP

- Built in performance observations

[RETURN TO TABLE OF CONTENTS](#)



### *Designing Tier 3 Interventions*

Within the RTI framework, interventions at the tier 3 level are not defined by a specific curriculum, or a particular service provider. Rather, they are differentiated from tier 2 in that they are more **intensive** and more **individualized**. This is an important concept for schools because it allows you to use your resources more flexibly in order to meet the needs of all students. For example, if the only tier 3 intervention you have available at your site is a Seeing Stars group with your ISE Specialist, there will likely be much more limited capacity to serve students at that level than if you consider tier 3 intervention as any intensive, targeted, and individualized intervention provided by any qualified service provider on your campus.

#### Step 1: Selecting an Instructional Platform

The first step in designing a tier 3 intervention for a student is selecting an instructional platform. School leaders should consider all of the evidence-based interventions available on their sites when selecting the instructional platform for tier 3, including interventions that are typically used at tier 2 or even tier 1 for younger grades, including but not limited to:

- Open Court
- SIPPS
- Seeing Stars
- Sound Partners
- On Cloud 9
- Step up to Writing

#### Step 2: Intensify the Instructional Platform

The key differentiating features between tier 2 and tier 3 is intensification and individualization. There are several methods by which an intervention can be intensified and/or individualized, including:

- Reducing the group size (e.g. individual intervention rather than a group of four students)
- Increasing the frequency of the intervention (e.g. twice per day rather than once per day)
- Increasing length of intervention sessions (e.g. 40 minutes per session rather than 20 minutes per session)
- Supplementing intervention with additional practice or exercises (e.g. adding an individualized daily fluency routine to a student's SIPPS session)
- "Double dosing" particular components of the intervention based on student need (e.g. repeat the short vowel routine of SIPPS twice within a single intervention session)
- Implementing a different intervention (e.g. switching from SIPPS with the ILS to Seeing Stars with the ISE Specialist)

# ROCKETSHIP

## Step 3: Make a Progress Monitoring Plan

Progress monitoring for students in tier 3 is identical to tier 2.

[RETURN TO TABLE OF CONTENTS](#)



Implementing Ready Common Core (a stand alone [Ready Common Core implementation guide](#) is also available)

The majority of the programs in Rocketship's ELA intervention suite are designed to support students who have basic, early literacy needs such as phonics and fluency. However, some students will have adequate basic reading skills but require intervention in the areas of reading comprehension and vocabulary development. These students may benefit from small group instruction using the Ready Common Core program. Guidelines for selecting and progress monitoring these students follows.

### Student Identification

1. Use STEP as universal screener to identify which students qualify for Ready Common Core.

#### **OPTION 1: Identify students using the guidelines below.**

*NOTE: These windows can be adjusted (e.g. to 3 or 4 STEP levels below grade-level) depending on how many students you are able to serve with your ILS schedules.*

Kinder	STEP 1 or below
1st	STEP 2 or below
2nd	STEP 5 or below
3rd	STEP 8 or below
4th	STEP 10 or below
5th	STEP 12 or below

#### **OPTION 2: Identify students using bottom 35% of students as determined by STEP data by grade-level.**

2. For each student that qualifies according to the above STEP windows, use STEP tool to determine which areas on the STEP assessment are contributing to their DNA.
  - a. If students are **at/above target** in Reading Accuracy, Reading Rate, and/or Fluency but **below target** in Oral Comprehension and/or Silent Comprehension, **they qualify for Ready Common Core.**
  - b. If students are **below target** in Reading Accuracy, Reading Rate and/or Fluency, **they qualify for SIPPS.**

# ROCKETSHIP

1. If, once students are AIMSweb benchmarked, and they fall above the 25th percentile but still fall within the STEP ranges above, **they qualify for Ready Common Core.**
- c. If students are **below target** in both Reading Accuracy, Reading Rate, Fluency and Comprehension, they can be recommended for **both Ready Common Core and SIPPS.**
- d. Collaborate with ELA teachers to determine additional students who need comprehension support.

## Student Placement in Ready Common Core Curriculum

### **OPTION 1: Give students identified via STEP the i-Ready Diagnostic.**

1. Drill down into Student Profile report in i-Ready.
2. Click on Comprehension: Literature or Comprehension: Informational Text.
3. Scroll down to the bottom of the screen to determine which Ready Common Core lessons the student needs and at which lesson he/she should start.

### **OPTION 2: Use current reading level (as determined by STEP) and correlate with grade-level to determine starting point.**

1. Correlate student's current reading level with the associated grade-level (e.g. a 2nd grader reading at a STEP 6 is reading at a 1st grade level).
2. Start students at Lesson 1 of the associated grade-level materials.

## Progress Monitoring

### **OPTION 1: Give all students mini-diagnostics through i-Ready each month.**

**Use Progress Monitoring reports through i-Ready to track growth according to grade-level targets (e.g. 1.5 years of growth).**

1. Pros: mini-diagnostics can be scheduled in advance, provides comprehensive achievement data
2. Cons: comprehensive assessment (so not just reading comprehension), can take 20-30 minutes

### **OPTION 2: Assign i-Ready lessons each week that correlate to standards taught in RCC lessons.**

**Use Pass Rate to track growth on associated standards.**

1. Pros: easily assignable, correlate directly to material taught in RCC, quick assessment
2. Cons: multiple choice questions only

### **OPTION 3: Use questions at end of each RCC lesson (and unit assessments after each 5 lessons) to track growth.**

# ROCKETSHIP

**Use Pass Rate to track growth on concepts/standards presented in each lesson.**

1. Pros: can immediately adjust instruction based on data, direct correlation of assessment to instruction
2. Cons: only grades 2-5 have this feature in the RCC books

## Goal Setting

Since STEP is the universal screener for Ready Common Core, we can set a STEP improvement goal for students based on their starting STEP level.

Current STEP Level	STEP Level Goal	End Date
PR	2	April 1st
1	3	April 1st
2	4	April 1st
3	5	April 1st
4	6	April 1st
5	6	April 1st
6	7	April 1st
7	8	April 1st
8	9	April 1st
9	10	April 1st
10	11	April 1st

[RETURN TO TABLE OF CONTENTS](#)





## Rtl at Rocketship: 2015-16 Implementation Calendar

The most comprehensive calendar of all Tier 2 tasks (with differentiated timelines for the Nashville school calendar as well as the new schools) can be found [here](#). Below is a high level overview of Rtl tasks over the course of the year.

### *Bay Area & MKE (existing schools)*

August	<p><b>Assessment:</b></p> <ul style="list-style-type: none"> <li>• BOY screening and benchmarking</li> <li>• SIPPS diagnostic</li> <li>• Survey Level Assessments</li> </ul>
September	<p><b>Intervention:</b></p> <ul style="list-style-type: none"> <li>• Create ability-based SIPPS groups based on screening data</li> <li>• Launch interventions</li> </ul>
October	<p><b>Assessment:</b></p> <ul style="list-style-type: none"> <li>• Second screen (via STEP)</li> <li>• Create RCC/comprehension groups</li> <li>• Ongoing progress monitoring</li> </ul> <p><b>Intervention:</b></p> <ul style="list-style-type: none"> <li>• Continue SIPPS groups</li> </ul>
November	<p><b>Intervention:</b></p> <ul style="list-style-type: none"> <li>• Launch comprehension intervention groups</li> <li>• Continue SIPPS groups</li> </ul> <p><b>Assessment:</b></p> <ul style="list-style-type: none"> <li>• Ongoing progress monitoring</li> </ul>
December	<p><b>Intervention:</b></p> <ul style="list-style-type: none"> <li>• Continue intervention groups</li> </ul> <p><b>Assessment:</b></p> <ul style="list-style-type: none"> <li>• Ongoing progress monitoring</li> <li>• Mid-year AW benchmarking</li> </ul>
January	<p><b>Data-based decision making:</b></p> <ul style="list-style-type: none"> <li>• Students exit and enter intervention based on assessment data</li> <li>• Students who are not responding to intervention are referred for more intensive support</li> </ul> <p><b>Assessment:</b></p> <ul style="list-style-type: none"> <li>• Benchmark and diagnostics for new students</li> </ul>

# ROCKETSHIP

February	<p><b>Intervention:</b></p> <ul style="list-style-type: none"><li>• Launch/ continue intervention groups</li></ul> <p><b>Assessment:</b></p> <ul style="list-style-type: none"><li>• Ongoing progress monitoring</li></ul>
March	<p><b>Data-based decision making:</b></p> <ul style="list-style-type: none"><li>• Students exit intervention based on assessment data</li><li>• Students who are not responding to intervention are referred for more intensive support</li></ul> <p><b>Intervention:</b></p> <ul style="list-style-type: none"><li>• Continue intervention groups</li></ul> <p><b>Assessment:</b></p> <ul style="list-style-type: none"><li>• Spring benchmarking</li><li>• Ongoing progress monitoring</li></ul>
April	<p><b>Intervention:</b></p> <ul style="list-style-type: none"><li>• Continue intervention groups</li></ul> <p><b>Assessment:</b></p> <ul style="list-style-type: none"><li>• Ongoing progress monitoring</li></ul>
May	<p><b>Assessment:</b></p> <ul style="list-style-type: none"><li>• Final benchmark</li></ul> <p><b>Intervention:</b></p> <ul style="list-style-type: none"><li>• Intervention ends</li></ul>

# ROCKETSHIP

## NSH (RNNE)

July	<p><b>Assessment:</b></p> <ul style="list-style-type: none"> <li>• BOY screening and benchmarking</li> </ul>
August	<p><b>Assessment:</b></p> <ul style="list-style-type: none"> <li>• SIPPS diagnostic</li> <li>• Survey Level Assessments</li> </ul> <p><b>Intervention:</b></p> <ul style="list-style-type: none"> <li>• Create ability-based SIPPS groups based on screening data</li> <li>• Launch interventions</li> </ul>
September	<p><b>Assessment:</b></p> <ul style="list-style-type: none"> <li>• Second screen (via STEP)</li> <li>• Ongoing progress monitoring</li> </ul> <p><b>Intervention:</b></p> <ul style="list-style-type: none"> <li>• Continue SIPPS groups</li> </ul>
October	<p><b>Assessment:</b></p> <ul style="list-style-type: none"> <li>• Create/launch RCC/comprehension groups</li> <li>• Ongoing progress monitoring</li> </ul> <p><b>Intervention:</b></p> <ul style="list-style-type: none"> <li>• Continue SIPPS groups</li> </ul>
November	<p><b>Intervention:</b></p> <ul style="list-style-type: none"> <li>• Continue intervention groups</li> </ul> <p><b>Assessment:</b></p> <ul style="list-style-type: none"> <li>• Ongoing progress monitoring</li> </ul>
December	<p><b>Intervention:</b></p> <ul style="list-style-type: none"> <li>• Continue intervention groups</li> </ul> <p><b>Assessment:</b></p> <ul style="list-style-type: none"> <li>• Ongoing progress monitoring</li> <li>• Mid-year AW benchmarking</li> </ul>
January	<p><b>Data-based decision making:</b></p> <ul style="list-style-type: none"> <li>• Students exit and enter intervention based on assessment data</li> <li>• Students who are not responding to intervention are referred for more intensive support</li> </ul> <p><b>Assessment:</b></p> <ul style="list-style-type: none"> <li>• Benchmark and diagnostics for new students</li> </ul>

# ROCKETSHIP

February	<p><b>Intervention:</b></p> <ul style="list-style-type: none"><li>• Launch/ continue intervention groups</li></ul> <p><b>Assessment:</b></p> <ul style="list-style-type: none"><li>• Ongoing progress monitoring</li></ul>
March	<p><b>Data-based decision making:</b></p> <ul style="list-style-type: none"><li>• Students exit intervention based on assessment data</li><li>• Students who are not responding to intervention are referred for more intensive support</li></ul> <p><b>Intervention:</b></p> <ul style="list-style-type: none"><li>• Continue intervention groups</li></ul> <p><b>Assessment:</b></p> <ul style="list-style-type: none"><li>• Spring benchmarking</li><li>• Ongoing progress monitoring</li></ul>
April	<p><b>Intervention:</b></p> <ul style="list-style-type: none"><li>• Continue intervention groups</li></ul> <p><b>Assessment:</b></p> <ul style="list-style-type: none"><li>• Ongoing progress monitoring</li></ul>
May	<p><b>Assessment:</b></p> <ul style="list-style-type: none"><li>• Final benchmark</li></ul> <p><b>Intervention:</b></p> <ul style="list-style-type: none"><li>• Intervention ends</li></ul>

# ROCKETSHIP

## *New Schools (RUA and RRWC)*

August	<b>Assessment:</b> <ul style="list-style-type: none"> <li>• ISE benchmarks caseload</li> </ul>
September	<b>Assessment:</b> <ul style="list-style-type: none"> <li>• BOY benchmarking</li> <li>• SIPPS diagnostic</li> <li>• Survey Level Assessments</li> </ul>
October	<b>Assessment:</b> <ul style="list-style-type: none"> <li>• Ongoing progress monitoring</li> </ul> <b>Intervention:</b> <ul style="list-style-type: none"> <li>• Create/launch SIPPS groups</li> </ul>
November	<b>Intervention:</b> <ul style="list-style-type: none"> <li>• Continue intervention groups</li> </ul> <b>Assessment:</b> <ul style="list-style-type: none"> <li>• Ongoing progress monitoring</li> </ul>
December	<b>Intervention:</b> <ul style="list-style-type: none"> <li>• Continue intervention groups</li> </ul> <b>Assessment:</b> <ul style="list-style-type: none"> <li>• Ongoing progress monitoring</li> <li>• Mid-year AW benchmarking</li> </ul>
January	<b>Data-based decision making:</b> <ul style="list-style-type: none"> <li>• Students exit and enter intervention based on assessment data</li> <li>• Students who are not responding to intervention are referred for more intensive support</li> </ul> <b>Assessment:</b> <ul style="list-style-type: none"> <li>• Benchmark and diagnostics for new students</li> </ul>
February	<b>Intervention:</b> <ul style="list-style-type: none"> <li>• Launch/ continue intervention groups</li> </ul> <b>Assessment:</b> <ul style="list-style-type: none"> <li>• Ongoing progress monitoring</li> </ul>
March	<b>Data-based decision making:</b> <ul style="list-style-type: none"> <li>• Students exit intervention based on assessment data</li> <li>• Students who are not responding to intervention are referred for more intensive support</li> </ul>

# ROCKETSHIP

	<p><b>Intervention:</b></p> <ul style="list-style-type: none"><li>• Continue intervention groups</li></ul> <p><b>Assessment:</b></p> <ul style="list-style-type: none"><li>• Spring benchmarking</li><li>• Ongoing progress monitoring</li></ul>
April	<p><b>Intervention:</b></p> <ul style="list-style-type: none"><li>• Continue intervention groups</li></ul> <p><b>Assessment:</b></p> <ul style="list-style-type: none"><li>• Ongoing progress monitoring</li></ul>
May	<p><b>Assessment:</b></p> <ul style="list-style-type: none"><li>• Final benchmark</li></ul> <p><b>Intervention:</b></p> <ul style="list-style-type: none"><li>• Intervention ends</li></ul>



## RtI at Rocketship: Roles and Responsibilities

*Interventionists and Tier 2/LL Lead:*

	<b>ILS</b>	<b>TK Teacher / AT</b>	<b>Tier 2/LL Lead</b>	<b>ISE Staff</b>
<b>Planning</b>	Backwards-plan a scope and sequence of lessons for each data cycle for each group of Tier II/III students on a both a weekly and daily basis	Backwards-plan a scope and sequence of lessons for each data cycle for each group of Tier II/III students on a both a weekly and daily basis	Develop a system to hold interventionists accountable for scope and sequence and efficient pacing of lessons by developing a pacing tracker	Backwards-plan a scope and sequence of lessons for each data cycle for each group of Tier III /ISE students on a both a weekly and daily basis
<b>Intervention</b>	Deliver Tier II/III curriculum with fidelity to each Tier II group four times per week (except Thursday)	Deliver SIPPS and/or Sound Partners curriculum with fidelity to each Tier II/III group four times per week (except Thursday)  Conduct progress monitoring data analysis regularly to determine which students need additional intervention or need to be referred to the SST process.	Support Tier II /III intervention fidelity by conducting four fidelity walk-throughs on a quarterly basis  Connect with ILSes in 1:1 to give walkthrough feedback and review data analysis  Facilitate professional development for ILSes covering a variety of topics, depending on time of year	Deliver Tier III curriculum with fidelity to each Tier III/ISE group
<b>Screening</b>	Administer AIMSWeb benchmark to bottom 35th percentile of students (on MAP) in a particular grade-level by end of first week of school  Enter all AIMSWeb benchmark data in AIMSWeb and use data to determine which students are eligible for Tier II/III intervention  Administer SIPPS diagnostic to place	Support administration of AIMSWeb benchmark to bottom 35th percentile of students in a particular grade-level by end of first week of school  Support subsequent administrations of AIMSWeb benchmark in winter and spring to current Tier II/III students  Create Tier II /III groups and create	Create Tier II roll-out plan so that all identified students are benchmarked by end of first week of school, given SIPPS diagnostic/SLA's and tutoring rolls out by 9/21  Check in with ILSes on a daily basis during benchmarking & diagnostic periods to ensure they have the support they need to finish by deadline	Administer AIMSWeb benchmark all caseload students (ISE and non-ISE Tier III)  Enter all AIMSWeb benchmark data in AIMSWeb  Create Tier III/ISE groups and create rigorous, but realistic progress monitoring goals for each student

# ROCKETSHIP

	<p>students in Tier II/III curriculum twice per year</p> <p>Create Tier II groups and create rigorous, but realistic progress monitoring goals for each student in Tier II/III</p>	<p>rigorous, but realistic progress monitoring goals for each student in Tier II/III</p> <p>Administer SIPPS diagnostic to place students in Tier II /III curriculum twice per year</p>	<p>Provide structured support around creation of groups, setting progress monitoring goals, and managing AIMSWeb caseload</p>	
<b>Progress Monitoring</b>	<p>Administer AIMSWeb progress monitoring probes on a weekly basis on Thursdays</p> <p>Analyze progress monitoring data on an ongoing basis to determine if students are on track towards goals</p>	<p>Administer AIMSWeb progress monitoring probes on a weekly basis</p>	<p>Provide ongoing progress monitoring and support to ILSs</p> <p>Facilitate Data Day professional development and GL collaboration</p>	<p>Administer AIMSWeb progress monitoring probes on a weekly basis on Thursdays</p> <p>Analyze progress monitoring data on an ongoing basis to determine if students are on track towards goals</p>
<b>Communication</b>	<p>Communicate intervention status on report cards</p> <p>Share AIMSWeb data with grade-level teachers at CPT at a minimum of a monthly basis</p>	<p>Communicate intervention status on report cards</p> <p>Share AIMSWeb data with grade-level teachers at CPT at a minimum of a monthly basis</p>	<p>Manage ILSes to indicate intervention status on report cards</p> <p>Ensure that ILSes meet with teachers at CPT and share AIMSWeb data at a minimum of a monthly basis</p> <p>Track overall schoolwide RtI progress on a quarterly basis (coinciding with Data Days) and communicate to School Leadership team</p>	<p>Communicate intervention status on report cards</p> <p>Share AIMSWeb data with grade-level teachers at CPT at a minimum of a bi-monthly basis</p>

[RETURN TO TABLE OF CONTENTS](#)



# ROCKETSHIP

## *Principal and Schools Team*

Although the Tier 2/LL Lead is ultimately responsible for the successful implementation of your site's RtI program, the Principal oversees the overall achievement of his/her site, so it is incumbent on the Principal and the Schools Team to be both aware of and check in on critical Tier II milestones. Thus, the timeline was designed to clearly illustrate critical Tier II milestones so that Principals and Schools Team know what to look for and how to follow up.

	<b>Principal</b>	<b>Schools Team</b>
<b>Data Cycle 1</b> (8.17-10.15)	<p><b>8.17-8.21:</b> Check with RtI Lead to ensure they will be able to finish benchmarking all students by 8.21 and that the ILS team knows how to administer SIPPS diagnostic and SLA</p> <p><b>9.17-9.18:</b> Check with RtI Lead to ensure they have all materials they need for Data Day (completed AIMSWeb benchmarks, completed SIPPS diagnostics, LL bell schedule)</p> <p><b>9.18:</b> Check in on status of Tier II groups (groups are created, AIMSweb goals are set)</p> <p><b>9.21-9.25:</b> Conduct a walk-through of LL with a member of the Schools Team to ensure that groups are happening and that SGI reflects the quality and rigor we want <i>(Should also conduct individual walk-through)</i></p>	<p><b>9.21-9.25:</b> Conduct a walk-through with Principals to answer following questions:</p> <ul style="list-style-type: none"> <li>○ Are groups happening when they should be happening?</li> <li>○ Does the SGI reflect the quality and rigor we want?</li> </ul>
<b>Data Cycle 2</b> (10.26-12.18)	<p><b>Every Thursday:</b> Spot check to be sure progress monitoring is happening in the Learning Lab.</p> <p><b>12.14-12.18:</b> Check in with RtI Lead to ensure that AIMSWeb mid-year benchmarks will be complete by 12.18 and that ILSes are set up for success to complete Data Analysis on 1.4 and 1.5</p>	
<b>Data Cycle 3</b> (1.6.16-3.11.16)	<p><b>1.6.16:</b> Check in with RtI Lead to ensure that students who reached their goals have been exited from AIMSWeb, new students</p>	<p><b>1.25.16-1.29.16:</b> Conduct a walk-through with Principals to answer following</p>

# ROCKETSHIP

	<p>have been added to groups, and relevant students have been transferred to comprehension</p> <p><b>1.25.16-1.29.16:</b> Conduct a walk-through of LL with a member of the Schools Team to ensure that groups are happening and that SGI reflects the quality and rigor we want</p> <ul style="list-style-type: none"> <li>○ Should also conduct individual walk-through</li> </ul>	<p>questions:</p> <ul style="list-style-type: none"> <li>○ Are groups happening when they should be happening?</li> <li>○ Re-visit quality and rigor from previous visit</li> </ul>
<p><b>Data Cycle 4</b> (3.14.16-5.20.16)</p>	<p><b>3.14.16:</b> Check in with RtI Lead to ensure that students who met their goals have been exited from Tier II (no new students added at this point)</p> <p><b>5.7:</b> Check in with RtI Lead to make sure ILSes are set up for success to finish benchmarking by 5.20</p>	

[RETURN TO TABLE OF CONTENTS](#)



## Rtl at Rocketship: ILS PD Scope and Sequence

The PD scope and sequence below reflects *suggested* PD topics that the Rtl Lead and/or Lead ILS will want to revisit with your ILS team. The topics are closely tied to the [Rtl Calendar](#) and [Monthly Timeline](#) so that all parties involved in Tier II have the clarity they need to follow through with next steps. Feel free to use the hyperlinked PPT presentations as a jumping off point and adapt them as you see fit for the particular Rtl needs of your site.

<b>Month</b>	<b>PD Topic</b>
<b>August</b>	<ul style="list-style-type: none"> <li>● Refresher: How to Administer AIMSWeb Benchmark and Enter Data in AIMSWeb</li> <li>● How to Administer SIPPS Diagnostic</li> <li>● How to Administer SLA Assessments</li> </ul>
<b>September</b>	<ul style="list-style-type: none"> <li>● Refresher: How to Set Progress Monitoring Goals (including SLA)</li> <li>● How to Use STEP Data to Add New Students to Intervention</li> </ul>
<b>October</b>	<ul style="list-style-type: none"> <li>● What an Excellent SIPPS Lesson Looks Like</li> <li>● How to Interpret AIMSweb Data</li> <li>● How to Plan RCC Lessons (if using RCC)</li> </ul>
<b>November</b>	<ul style="list-style-type: none"> <li>● How to Exit Students from Intervention</li> <li>● How to Determine if Students Exited from Phonics Should be Placed in Comprehension</li> </ul>
<b>December</b>	<ul style="list-style-type: none"> <li>● Refresher: How to Administer AIMSWeb Benchmark and Enter Data in AIMSWeb</li> <li>● How to Identify New Students for Tier II</li> <li>● How to Reset Progress Monitoring Goals (including SLA)</li> </ul>
<b>January</b>	N/A
<b>February</b>	<ul style="list-style-type: none"> <li>● Refresher: How to Reset Progress Monitoring Goals (including SLA)</li> </ul>
<b>March</b>	<ul style="list-style-type: none"> <li>● Refresher: How to Exit Students from Intervention</li> <li>● How to Determine if Students Exited from Phonics Should be Placed in Comprehension</li> </ul>
<b>April</b>	N/A
<b>May</b>	<ul style="list-style-type: none"> <li>● Refresher: How to Administer AIMSWeb Benchmark and Enter Data in AIMSWeb</li> <li>● Refresher: How to Exit Students from Intervention</li> </ul>
<b>June</b>	N/A

[RETURN TO TABLE OF CONTENTS](#)



**Rtl at Rocketship: Beginning of Year Rtl Checklist (for school leaders)**

The Rtl Checklist below (also see [Learning Lab Vision of Excellence](#)) is designed to provide the foundations for what you will need to brainstorm/plan/do/implement in order to launch a highly effective Rtl program at your site.

**Roles/Responsibilities**

<b>Suggested Due Date</b>	<b>Action Item</b>	<b>Owner</b>
By End of SLL	Clarify and distinguish coaching and data management responsibilities of the Rtl Lead and grade-level coach	Leadership Team
By End of SLL	Sit down with the rest of Leadership Team to share key points about Rtl curriculum and AIMSWeb that School Leaders will need to know to support their particular grade-level	Rtl Lead
By End of SLL	*If your site will have a Lead ILS role, clarify expectations for how Rtl Lead/Lead ILS will divvy up responsibilities most effectively	Leadership Team
By End of SLL	Clarify backwards planning scope and sequence expectations for each data cycle for interventionists; create scope and sequence/pacing trackers for interventionists	Rtl Lead
By End of SLL	Clarify weekly/daily lesson planning expectations/feedback cycle for interventionists	Rtl Lead

**Coaching Tools**

<b>Suggested Due Date</b>	<b>Action Item</b>	<b>Owner</b>
By End of SLL	Create a PD scope and sequence for ILS Summer PD that involves suggested management, AIMSWeb, and curricular topics	Rtl Lead
By End of 1 <sup>st</sup> Month of School	Create a PD scope and sequences for year-long ILS PLC that involves suggested management, AIMSWeb, and curricular topics (*refer to <a href="#">Suggested PD Scope and Sequence</a> )	
By End of	Create a backwards planning scope and sequence template	Rtl Lead

# ROCKETSHIP

School PD Week 1	for interventionists to use to plan scope and sequence of each group between data cycles	
By End of School PD Week 1	Create a lesson planning template for interventionists to use for both weekly/daily lesson planning	Rtl Lead
By End of School PD Week 1	Create an observation tool that allows you to record observation notes/next steps for each interventionist	Rtl Lead

## Communication

<b>Suggested Due Date</b>	<b>Action Item</b>	<b>Owner</b>
By End of School PD Week 2	Review the Rtl calendar for 15-16 and create calendar notifications as reminders for critical due dates	Leadership Team
By End of School PD Week 2	Sit down with the Interventionist Team to review Rtl calendar and expectations for each critical due date, share coaching expectations, and share all templates created	Rtl Lead
Before First Data Day	Communicate intervention status of each student selected to be in Tier II/III to ELA teacher and SL coach to get anecdotal feedback	Rtl Lead
Before First Data Day	Communicate intervention status of each student selected for Tier II/III to family	Rtl Lead

## Curriculum/AIMSWeb

<b>Suggested Due Date</b>	<b>Action Item</b>	<b>Owner</b>
By End of School PD Week 2	Ensure that the ILS Team knows how to administer AIMSWeb benchmarks, how to enter data in AIMSWeb, and how to administer SIPPS diagnostic	Rtl Lead
By the End of 1 <sup>st</sup> Data Day	Ensure that every SL is familiar both with the critical components of each curriculum used for Rtl (Seeing Stars, Sound Partners, SIPPS, Ready Common Core) and with the coaching resources available to support each curriculum	Rtl Lead
By the End	Ensure that every SL is familiar with how to do the following	Rtl Lead

# ROCKETSHIP

of 1 <sup>st</sup> Data Day	in AIMSWeb: log on, where to find AIMSWeb benchmark and administration guides, how to set progress monitoring goals, where to find individual student reports, where to find schoolwide reports, how to exit students from Tier II	
Before 1 <sup>st</sup> Data Day	Ensure that the Intervention Team knows how to use SIPPS diagnostic information and LL bell schedule to create ability-based groupings	RtI Lead
By the End of 2 <sup>nd</sup> Data Day	Guide the Intervention Team through a feedback-oriented rehearsal of a SIPPS lesson	RtI Lead

[RETURN TO TABLE OF CONTENTS](#)

# ROCKETSHIP

## Resources

- AIMSweb Resources:
  - [Benchmarks](#)
  - [Benchmark Trackers](#) (Google Sheet)
  - [Progress Monitoring Data Tracking Template](#) (Google sheet)
  - Student Facing PM Trackers:
    - [Sample 1](#)
    - [Sample 2](#)
  - [National Norms/Percentile Bands](#)
  - AIMSweb How Tos
    - [How to Give Survey Level Assessments \(and to whom\): Fall](#)
    - [How to Give Survey Level Assessments \(and to whom\): Winter](#)
    - [How to Transfer Students to Another Provider's Caseload](#)
    - [How to Set Progress Monitoring Goals](#)
    - [Progress Monitoring Goals - Guidelines by Cycle](#)
    - [Goal-Setting Recommendations for Students that Fall Below the 10th Percentile on their Grade-Level Benchmark](#)
    - [How to Change Progress Monitoring Measurement, Goal, and/or End Date](#)
    - [RCBM Administration and Scoring Guide](#)
    - [Test of Early Literacy Administration and Scoring Guide](#)
    - [How to Access Whole-School and Individual Reports](#)
  - AIMSweb Video Tutorials:
    - [AIMSweb Overview](#)
    - [Helpful Tips for Reading CBMs](#)
    - [How to Print Probes](#)
    - [How to Enter Benchmark Scores from Paper Probes](#)
    - [How to Administer Benchmarks Digitally](#)
    - [How to Progress Monitor Digitally](#)
    - [How to Set Progress Monitoring Goals \(On Grade Level\)](#)
    - [How to Set Progress Monitoring Goals \(Off Grade-Level or SLA\)](#)
    - [How to Set Progress Monitoring Goals \(Special Cases\)](#)
    - [Reviewing student progress \(to inform exit decisions @ end of cycle\)](#)
    - [How to Exit Students from Intervention](#)
    - [Reviewing Individual Student Progress](#)
    - [How to Create Custom Groups](#)
    - [How to Add/Delete Students and Staff/Users](#)
- [Intervention Curricula Implementation Fidelity Checklists](#)
  - [Sound Partners](#)
  - [SIPPS](#)

# ROCKETSHIP

- [Ready Common Core](#)
- [ELSB](#)
- [Seeing Stars](#)
- [Step up to Writing](#)
  
- [SIPPS Resources:](#)
  - [SIPPS Diagnostics - K-3 and 4-12](#)
  - [SIPPS Diagnostic Tracking Template](#)
  - [SIPPS Pacing Resources - Bay Area + MKE, NSH, and new schools](#)
  
- [Ready Common Core PowerPoint Resource](#)
  
- [RtI Glossary of Acronyms](#)
  
- [Sample Parent Notification Letters](#)

[RETURN TO TABLE OF CONTENTS](#)



# ROCKETSHIP

## How to Give Survey Level Assessments (and to whom): Fall

1. Any students who score in or below the 10th percentile (in the orange percentile range) should be given a Survey Level Assessment (SLA) to determine the grade level at which they score within the 10th to 25th percentile.
  - a. **For Kinder:** There is no SLA for Kinder. If a Kinder student scores in or below the 10th percentile, he/she is absolutely in need of intervention.
  - b. **For Grade 1:** If a Grade 1 student scores in or below the 10th percentile for NW (Nonsense Word), give him/her the Kinder LS (Letter Sound) assessment. If the score is within the 10th to 25th percentile, the student should be progress monitored using LS at Kinder grade level.
  - c. **For Grades 2-5:** If a student in Grades 2-5 scores in or below the 10th percentile for OR (Oral Reading), give him/her a probe at the next lower grade level until the score is within the 10th to 25th percentile. If the score is within the 10th to 25th percentile, the student should be progress monitored using OR at that grade level.

**Print Supporting Materials** ✕

Print:

---

Type:

Measure:

Grade:

Probes:

[Other Supporting Materials](#)

[RETURN TO TABLE OF CONTENTS](#)

[RETURN TO RESOURCE LIST](#)



### How to Give Survey Level Assessments (and to whom): Winter

1. Any students who score in or below the 10th percentile should be given a Survey Level Assessment (SLA) to determine the grade level at which they score within the 10th to 25th percentile.
  - a. **For Kinder:** If a Kinder student scores in or below the 10th percentile for LSF (Letter Sound), give him/her the LNF (Letter Name) assessment. If the score is within the 11th-24th percentile, the student should be progress monitored using LN.
  - b. **For Grade 1:** If a Grade 1 student scores in or below the 10th percentile for OR (Oral Reading,) give him/her the NW (Nonsense Word) assessment. If he/she scores between the 11th-24th percentile, he/she will be progress monitored using NW.

If he/she scores below the 10th percentile in the NW (Nonsense Word) assessment, give him/her the Kinder LS (Letter Sound) assessment. If the score is within the 10th to 25th percentile, the student should be progress monitored using LS at Kinder grade level.

- c. **For Grades 2-5:** If a student in Grades 2-5 scores in or below the 10th percentile for OR (Oral Reading), give him/her a probe at the next lower grade level until the score is within the 11th to 24th percentile. If the score is within the 11th to 24th percentile, the student should be progress monitored using OR at that grade level.

[RETURN TO TABLE OF CONTENTS](#)

[RETURN TO RESOURCE LIST](#)



## How to Transfer Students to Another Provider's Caseload

1. In the "Benchmark" home screen, click on the student whom you would like to transfer to another provider's caseload.
2. Click on the "Manage Monitoring" button in the lower left-hand corner.
3. You can assign a student to a new provider by entering the name in the "Assign to" area.

**Manage Monitoring - Reyna, Jared (K grade)**

Select Schedule   Include Expired Schedules

**Monitoring** **Intervention**

Score Errors Probe Monitor Frequency: **Weekly** **Monthly**

Baseline Score:    This Week

Monitor Grade:

Comparison:  **Baseline %ile: 0th**

Progress: **N/A** ROI: N/A

Date:  **0 wks**

**Loading ...** Show Comparison

**N/A**

**0** **0**

**0 Correct**

**Set to End of Year**

Assign to:  Assigned to Manager

**Cancel** **Save** **Save and Close**

[RETURN TO TABLE OF CONTENTS](#)

[RETURN TO RESOURCE LIST](#)

# ROCKETSHIP


## How to Set Progress Monitoring Goals

1. Any student who falls **below the 25th percentile** in his/her grade-level on AIMSWeb **will be entering Tier II/III** and AIMSWeb.
2. Any student who falls **between the 11th and 24th percentile** in his/her own grade level will be **progress monitored ON GRADE-LEVEL**.
3. Any student who falls in the **10th percentile or below** needs to be given a Survey Level Assessment 19(SLA) until their benchmark score falls within the 11th to 24th percentile. These students will be progress monitored **BELOW GRADE LEVEL**.

---

## Setting Progress Monitoring Goals – Determining the Goal and Entering in AIMSWeb

1. Once you identify students who will be in Tier II/III and need to have progress monitoring goals, select the student's name and click **“Manage Monitoring.”**



2. **Select Schedule:** First you will need to select the progress monitoring measurement assessment tool. Click on “Select Schedule.”



- a. **Kinder (Winter):** Click **“Early Literacy”** and then **“LS” (Letter Sounds)**.
- b. **Kinder (Spring):** Click **“Early Literacy”** and then **“LN” (Letter Names)** or **“LS” (Letter Sounds)**.

# ROCKETSHIP

- c. Grade 1 (Fall): Click “Early Literacy” and then “NW” (Nonsense Word).
- d. **Grade 1 (Winter): Click “Reading CBM” and then “OR.”**
- e. Grades 2-5: Click “Reading CBM” and then “OR.”

3. **Baseline Score:** Enter Baseline Score (\*baseline score should already be in AIMSWeb since students below 35th percentile were given AIMSWeb benchmark). If for some reason the baseline score is not entered, enter “Score” (total # correct), “Errors” (total # of errors), “Probe” (# of probe), and whether data was gathered “This Week” or “Last Week”.

Baseline Score:

4. **Monitor Grade:** Refer to “Determining the Progress Monitoring Grade Level” above.

Monitor Grade:

5. **Comparison:** To set “Comparison”, select “National.” (\*This means our students are compared to national norms.)

Comparison:  **Baseline %ile: 0th**

6. **Monitor Frequency:** Although AIMSWeb only offers “Weekly” or “Monthly” as your progress monitoring options, we progress monitor our Tier II students on a bi-weekly basis and our Tier III students on a weekly basis. Thus, click “Weekly” and select “Thursdays”, but pay attention to the [Rtl Calendar](#) for the exact dates progress monitor.


Monitor Frequency:

Weekly  Monthly  
On:

7. **Date:** The end date for goal-setting depends on the Beginning-of-Year percentile the

# ROCKETSHIP

Date: JUL AUG SEP OCT NOV DEC JAN FEB MAR APR MAY JUN JUL

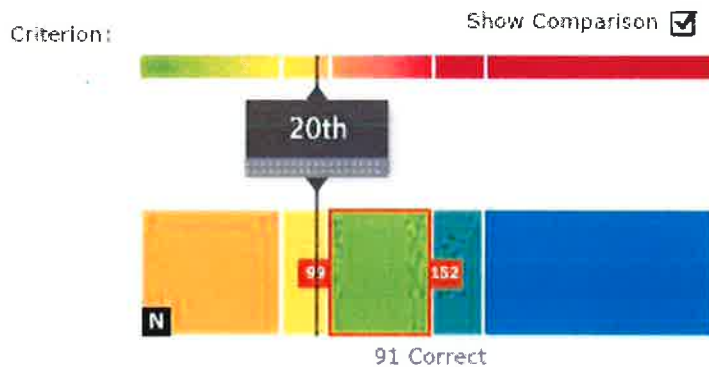


student falls in, \_\_\_\_\_  
according to the AIMSWeb benchmark. Refer below for specific instructions on what dates to set.

- 8. Criterion:** This is where you set the goal percentile for the student to achieve. Read below for the specific goal percentile to set, depending on the student's BOY AIMSWeb percentile. As a rule, you will either be setting the goal percentile to the **20th** or the **25th**. \*Make sure to check the box "**Show Comparison**" in order to see the percentiles as you slide the slider tool. (See guidelines in "[Progress Monitoring Goals - Guidelines by Cycle](#)")
- 9. Assign To:** This is where you enter the specific interventionist (ILS or ISE) that will manage this student's caseload.

Assign to: \_\_\_\_\_

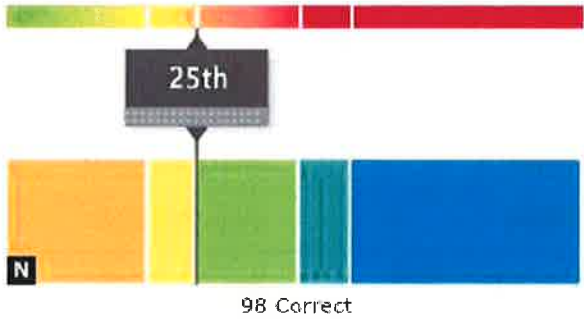
## 20th percentile goal:



# ROCKETSHIP

25th percentile goal:

Show Comparison



[RETURN TO TABLE OF CONTENTS](#)

[RETURN TO RESOURCE LIST](#)

# ROCKETSHIP

## Progress Monitoring Goals - Guidelines by Cycle

### **Cycle 1: Grades 2-5**

<b>BOY AIMSWeb Percentile</b>	<b>Assessment and Goal Percentile</b>	<b>End Date</b>
<25th - 20th percentile	OR 25th percentile	December 18, 2015
<20th - 15th percentile	OR 25th percentile	March 11, 2016
<15th - 10th percentile	OR 20th percentile	May 13, 2016
<10th percentile	Use SLA to determine grade for which student falls within the 10th-25th percentile and then use above norms for that grade-level	May 13, 2016

### **Cycle 1: Grade 1**

<b>BOY AIMSWeb Percentile</b>	<b>Goal Percentile</b>	<b>End Date</b>
<25th - 20th percentile	NWF - 25th percentile	December 18, 2015
<20th - 15th percentile	NWF - 25th percentile	December 18, 2015
<15th - 10th percentile	NWF - 20th percentile	March 11, 2016
<10th percentile	Use SLA to determine grade for which student falls within the 10th-25th percentile and then use above norms for that grade-level	May 13, 2016

### **Cycle 2: Grades 2-5**

<b>Winter AIMSWeb Percentile</b>	<b>Assessment and Goal Percentile</b>	<b>End Date</b>
<25th - 20th percentile	OR 25th percentile	March 11, 2016
<20th - 15th percentile	OR 25th percentile	March 11, 2016
<15th - 10th percentile	OR 20th percentile	May 13, 2016
<10th percentile	Use SLA to determine grade for which student falls within the 10th-25th percentile	May 13, 2016



# ROCKETSHIP

	and then use above norms for that grade-level	
--	---	--

## Cycle 2: Grade 1: Students who did not meet NWF goal in Fall

Winter AIMSWeb Percentile	Goal Percentile	End Date
<25th - 20th percentile	NWF - 25th percentile	March 11, 2016
<20th - 15th percentile	NWF - 25th percentile	March 11, 2016
<15th - 10th percentile	NWF - 25th percentile	May 13, 2016
<10th percentile	Use SLA to determine grade for which student falls within the 10th-25th percentile and then use above norms for that grade-level	May 13, 2016

## Cycle 2: Grade 1

Winter AIMSWeb Percentile	Goal Percentile	End Date
<25th - 20th percentile	OR - 25th percentile (Winter + Spring)	March 11, 2016
<20th - 15th percentile	OR - 25th percentile (Winter + Spring)	March 11, 2016
<15th - 10th percentile	OR - 20th percentile (Winter + Spring)	May 13, 2016
<10th percentile	Use SLA to determine grade for which student falls within the 10th-25th percentile and then use above norms for that grade-level	May 13, 2016

## Cycle 2: Grade K

Winter AIMSWeb Percentile	Goal Percentile	End Date
<25th - 20th percentile	LS - 25th percentile (Winter + Spring)	March 11, 2016

# ROCKETSHIP

<20th - 15th percentile	LS - 25th percentile (Winter + Spring)	March 11, 2016
<15th - 10th percentile	LS - 20th percentile (Winter + Spring)	May 13, 2016
<10th percentile	Use SLA to determine grade for which student falls within the 10th-25th percentile and then use above norms for that grade-level	May 13, 2016

[RETURN TO TABLE OF CONTENTS](#)

[RETURN TO RESOURCE LIST](#)



**Goal-Setting Recommendations for Students that Fall Below the 10th Percentile on their Grade-Level Benchmark**

Below are the goal-setting recommendation for students who fall **below the 10th percentile on their grade-level benchmark but too high (above 25th percentile)** on their SLA. The rationale for this is to be sure that students are being asked to grow at reasonable rates. Below are the recommendations:

**Grades 2-5:** For students who fall below the 10th percentile in their grade-level benchmark but above the 25th percentile in the next grade-level below, their goal will be set **5 percentile points higher than their winter benchmark percentile** (e.g. 9th percentile if you achieved 4th percentile) **on their current grade-level OR measure.**

**Grade 1:** For students who fall below the 10th percentile in the 1st grade OR benchmark but above the 25th percentile on the NWF benchmark, their goal will be set **to the 15th percentile on the 1st grade OR measure.**

**Grade 1:** For students who fall below the 10th percentile in the 1st grade NWF benchmark but above the 25th percentile on the LSF benchmark, their goal will be set **to the 15th percentile on the 1st grade NWF measure.**

**Grade K:** For students who fall below the 10th percentile the LSF benchmark but above the 25th percentile in the LNF benchmark, their goal will be set **to the 15th percentile on the LSF benchmark.**


[RETURN TO TABLE OF CONTENTS](#)

[RETURN TO RESOURCE LIST](#)

# ROCKETSHIP

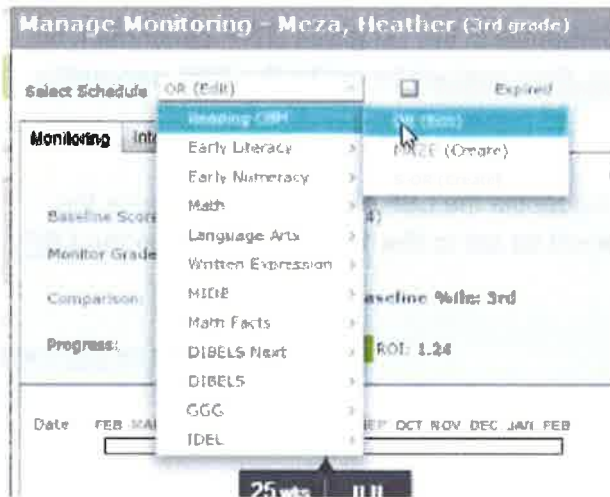
## How to Change Progress Monitoring Measurement, Goal, and/or End Date

1. You can change the progress monitoring goal at any time by going to the “Benchmark” tab, selecting the student name, and clicking on “Manager Monitoring.”



© 2010-2013, Edmentum - All rights reserved. This document is intended solely for the personal and internal use of the individual user and is not to be disseminated broadly.

2. You can then change the measurement (Select Schedule), “Monitor Frequency”, “Date”, and goal “Criterion.”



3. Click “Save and Close” to finalize the change to the progress monitoring goal.

# ROCKETSHIP

**Manage Monitoring - Meza, Heather (3rd grade)**


Select Schedule:   Include Expired Schedules

**Monitoring** **Intervention**

Baseline Score: 30 (Week of 02/03/2014)  
Monitor Grade: 3 (current grade)  
Comparison:  **Baseline %ile: 3rd**  
Progress: **Ambitious** ROI: 4.60

Monitor Frequency:  Weekly  Monthly  
On:

Date: FEB MAR APR MAY JUN JUL AUG SEP OCT NOV DEC JAN FEB  
25 wks JUL

Criteria:   Show Comparison  
N/A

Assign to:  Assigned to Manager

[RETURN TO TABLE OF CONTENTS](#)

[RETURN TO RESOURCE LIST](#)

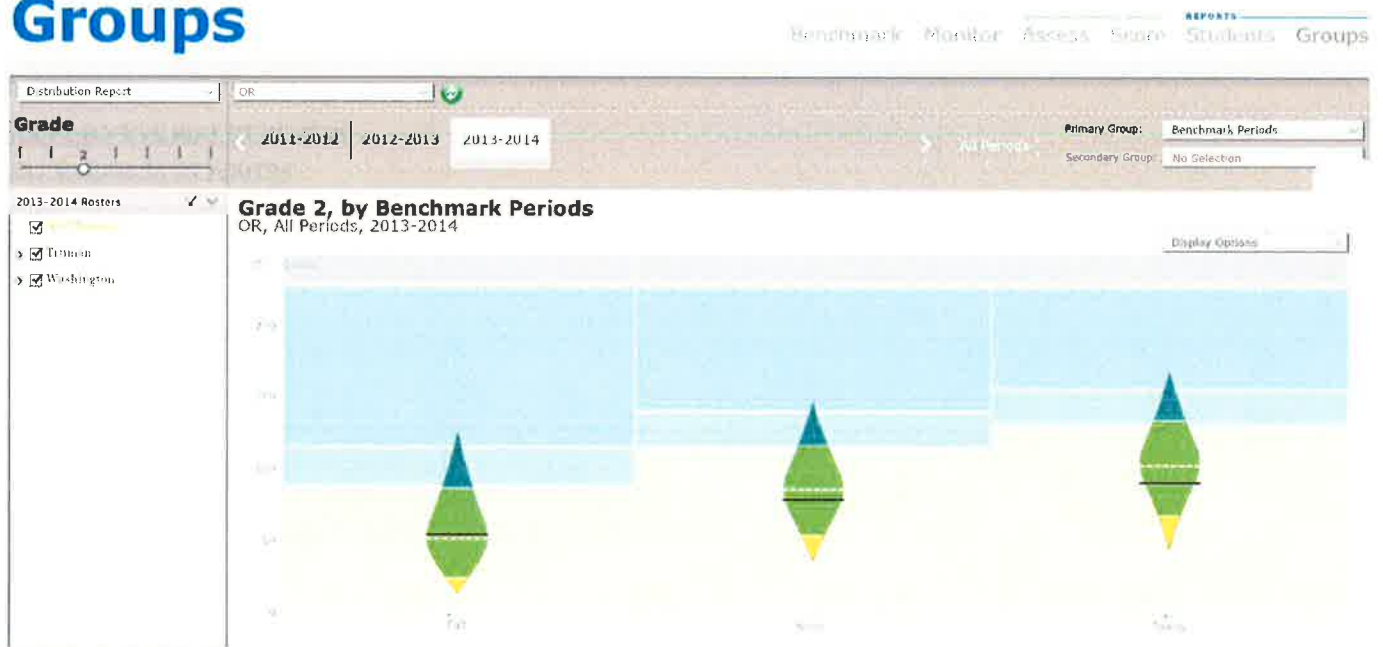


## How to Access Whole-School and Individual Reports

### Accessing Whole-School Reports

1. Go to the main "Reports" section and select "Groups".
2. **Report:** Choose "Distribution Report."
3. **Measurement:** Choose the assessment measurement: LN, LS, NW, or OR.
4. **Grade:** Select either the *exact* grade-level you're interested in or the *range* of grade-levels.
5. **Primary Group:** Select "Benchmark periods" (or any other group you're interested in.)
6. **Secondary Group:** It's not necessary to choose a secondary group, but it is possible to analyze additional subgroups.

## Groups





### **Accessing Individual Student Reports**

1. Go to the main "Reports" section and select "Students."
2. **Grade:** Select the exact grade level for the student you're interested in.
3. **Student Name:** Select the individual student name.
4. Click "View Report" under the student name.

[RETURN TO TABLE OF CONTENTS](#)

[RETURN TO RESOURCE LIST](#)



**Program Fidelity Checklists**

**Sound Partners**

**Sound Partners Implementation Fidelity Observation Checklist**

<b>Observer Name:</b>		<b><u>Fidelity (80%+)</u></b> <b>YES</b> <b>NO</b>
<b>Interventionist Name:</b>	_____ # of 3s	
<b>Date:</b>	/ _____ total possible	
<b>Lesson #:</b>	= _____ % fidelity	

Scoring Guide:      1 – Not evident      2 – Partially evident      3 – Fully evident

**Part 1: Say the Sounds**

- Teacher models sound in box correctly.  1     2     3
- Teacher reminds student to say sounds from left to right.  1     2     3
- Follows lesson sequence.  1     2     3

**Part 2: Segmenting**

- Teacher says word and tells student to listen (not read).  1     2     3
- Teacher and student point to each box when segmenting.  1     2     3
- Teacher follows script and lesson sequence.  1     2     3

**Part 3: Word Reading**

- Teacher models sounding out without stopping between sounds.  1     2
- 3
- Teacher selects appropriate spelling words for the student.  1     2     3
- Follows script and lesson sequence.  1     2     3

**Part 4: Sight Words**

- Teacher models new word (says, spells, says).  1     2
- 3
- Teacher follows script and lesson sequence.  1     2     3

**Part 5: Sentence Reading**

- Teacher requires student to finger point.  1     2     3
- Uses appropriate error correction (isolates, gives word, rereads).  1     2     3
- Follows script and lesson sequence.  1     2     3

**Part 6: Magic –e- (begin lesson 46)**

- Teacher demonstrates each step of using the rules.  1     2



# ROCKETSHIP

3

Follows lesson script and sequence.

1  2  3

## Part 7: Word Endings

Teacher models by pointing and saying the word ending with a word.

1  2  3

Follows lesson script and sequence.

1  2  3

## Part 8: Pair Practice

Teacher says letter pairs (the sounds) for student to spell.

1  2  3

Follows lesson script and sequence.

1  2  3

## Part 9: Reading Long Words

Teacher has student break the word into parts, then read the whole

1  2

3

word.

Correct by isolating each part for students and student read each part and whole word.

1  2  3

Teacher follows lesson script and sequence.

1  2  3

## Part 10: Book Reading

Teacher demonstrates reading methods (ind., partner, echo).

1  2

3

Teacher models finger pointing and rereading.

1  2

3

Teacher shows error correcting procedures.

1  2  3

Teacher identifies correct reading steps.

1  2  3

\*new book once, last book once, and previously read book

## General:

Teacher models lesson components correctly.

1  2  3

Teacher demonstrates correct error handling.

1  2  3

Teacher provides positive praise.

1  2  3

Teacher demonstrates levels of scaffolding.

1  2  3

## Notes:

Click here to enter text.

# ROCKETSHIP

## SIPPS Fidelity Checklists

SIPPS Fidelity Checklist: [Beginning](#)

SIPPS Fidelity Checklist: [Extension](#)

SIPPS Fidelity Checklist: [Plus](#)

SIPPS Fidelity Checklist: [Challenge](#)



Ready Common Core

Ready Common Core (RCC) Fidelity Checklist

Observer's Name: \_\_\_\_\_, Interventionist's Name: \_\_\_\_\_

<ul style="list-style-type: none"> <li>• Date: _____</li> <li>• Grade Level: _____</li> <li>• Lesson #: _____</li> <li>• Lesson Objective: _____</li> </ul>	<p style="text-align: center;">_____ # of checks / _____ total possible = _____ % fidelity</p>	<p><u>Fidelity (80%+)</u></p> <p><b>YES</b></p> <p><b>NO</b></p>
---	--	--

**Overall**

- The 5 instructional routines are delivered in **the course of the week**, approximately 30 minutes per component.
- The 5 instructional routines are delivered in the **correct order**; interventionist does not jump around
- On average throughout the lesson, **teacher: student talk ratio** is at approximately **40:60**.
- Students **respond in complete sentences** when prompted, both orally and in written form.
- The instruction is **evenly paced** for student needs, neither rushed, nor too slow
- The teacher models and enforces **close reading techniques** throughout to develop habits of an effective reader.
- The teacher **introduces Tier II vocabulary** by activating prior knowledge and discussing the word in context.
- The teacher frequently **checks for understanding** and engages students in discussion to help clarify misunderstandings.
- The teacher uses **effective questioning strategies** and **habits of discussion** to enable metacognition throughout the lesson.

# ROCKETSHIP

# ROCKETSHIP

## 1. Part 1: Introduction

- The teacher uses a **thoughtful, student-friendly hook** to engage students in the lesson.
- The teacher **introduces the lesson objective** and emphasizes why it matters.

## 2. Part 2: Modeled Instruction

- The teacher **models thoughtful, purposeful “think-alouds”** in order to demonstrate the thinking habits of effective readers.
- The teacher invites students to **activate prior knowledge** in order to make sense of what they are reading.

## 3. Part 3: Guided Instruction

- The teacher **models effective close reading techniques** and ensures that students are using them when reading independently
- The teacher reminds students to **refer back to the text** when selecting answer choices.
- The teacher leads a discussion around student answer choices by asking them to **justify their answers**.

## 4. Part 4: Guided Practice

- The teacher has the students **read the text independently** the first time.
- The teacher **leads the students in a discussion of the text** by using thoughtful, purposeful comprehension questions, designed to gauge their overall understanding of what they read.
- The teacher has the students **answer the comprehension questions independently** initially.
- The teacher leads a discussion around student answer choices by asking them to **justify their answers**.

## 5. Part 5: Common Core Practice

- The **teacher reminds** students to utilize the close reading and other comprehension strategies they have learned when reading the text.
- The teacher has the students read the text and answer the questions **independently**.
- The teacher leads a discussion around student answer choices by asking them to **justify their answers**.

# ROCKETSHIP

**\*Assessment:** (\*does not need to be included in fidelity check total)

- The teacher **records each student's weekly assessment mastery** (from "Part 5: Common Core Practice") and analyzes misunderstandings to determine what to return to the following week.
- The teacher **gives the Unit Interim Assessments** (every 5 lessons or so), records each student's mastery, and analyzes misunderstandings to determine what to return to in the upcoming unit.



**ELSB**

**ELSB Implementation Fidelity Observation Checklist**

<b>Observer Name:</b>	_____ # of 3s / _____ total possible = _____ % fidelity	<b>Fidelity (80%+)</b>
<b>Teacher Name:</b>		<b>YES</b>
<b>Date:</b>		<b>NO</b>
<b>Lesson #:</b>		

UK – Unknown      1 – Not evident      2 – Partially evident      3 – Fully evident

Components	Rating	Notes
<b>1. Quality of Instruction</b>		
<b>Classroom Environment</b>		
ELSB materials are readily available.		
ELSB materials are available to the teacher.		
Student work is posted or in student notebook.		
Room is arranged to facilitate instruction.		
<b>Organization</b>		
Program materials are used		
Evidence of lesson preparation prior to instruction is apparent.		
<b>Use of Curriculum</b>		
Use of Teacher's Guide is evident.		
Accurate and clear explanation of ELSB strategy and its application to reading/other content provided.		

# ROCKETSHIP

Immediate feedback, reinforcement, or re-teaching is provided to reinforce student understanding of lesson objectives.		
Skills are modeled correctly.		
<b>Student Engagement</b>		
Students are actively engaged and on-task using curriculum materials		
Teacher models instruction and allows for student practice (I do, we do, you do).		
A variety of interactions amongst peers is evident.		
<b>2. Amount of Instruction</b>		
Instruction delivered regularly based on implementation plan		
<b>3. Classroom Management</b>		
All students are actively engaged in instructional activities.		
Interruptions are minimal.		
<b>4. Use of Assessments</b>		
A qualitative and quantitative process is used to appropriately assess student progress.		
Student progress is monitored.		
Data is analyzed to inform instruction.		
<b>5. Differentiation</b>		
Instruction is differentiated to meet needs.		



# ROCKETSHIP

Re-teaching, reinforcement, and extension activities are implemented as needed based on student need.		
Effective use of manipulatives and multi-sensory techniques.		
Resources for re-teaching are used to intensify instruction.		



**Seeing Stars**

**Seeing Stars Implementation Fidelity Observation Checklist**

<b>Observer Name:</b>		<b>Fidelity (80%+)</b>  <b>YES</b>  <b>NO</b>
<b>Teacher Name:</b>	_____ # of 3s	
<b>Date:</b>	/ _____ total possible	
<b>Lesson #:</b>	= _____ % fidelity	

Scoring Guide:      1 – Not evident                  2 – Partially evident                  3 – Fully evident

**Part 1: The Climate**

The teacher explains to the students the *what* and the *why*.                   1     2     3

**Part 2: Imaging Letters**

*Imaging with a letter card:*

The teacher shows the letter card for approximately two seconds.                   1     2     3

After the card is removed, students write the letter in the air and say letter name and sound.                   1     2     3

*Imaging without a letter card:*

The teacher says a sound or letter name.                   1     2     3

The students write the letter in the air and say letter name and sound.                   1     2     3

**Part 3: Imaging Symbol Cards**

The teacher shows the symbol card for one second per letter.                   1     2     3

After the card is removed, students say and write the letters in the air.                   1     2     3

Students read the nonword syllable from memory.                   1     2     3

The teacher asks the student to recall a specific letter by its place in the syllable.                   1     2     3

The teacher asks the student to change, add, or delete one letter in the syllable.                   1     2     3

The teacher asks that student to say the letters backwards.                   1     2     3

**Part 4: Imaging & Sequencing Syllables: Syllable Board**

The teacher says a nonword syllable.                   1     2     3

The student repeats the nonword syllable.                   1     2     3

The student says and writes the imaginary letters.\*                   1     2     3

\*Whiteboard or syllable board

The student reads the nonword syllable.                   1     2     3

The teacher asks the student to recall a specific letter by its place in the syllable.                   1     2     3

The teacher asks the student to change, add, or delete one letter in the syllable.                   1     2

# ROCKETSHIP

- 3  
letter in the syllable.
- The teacher asks that student to say the letters backwards.  1  2  3
- The student says the new nonword syllable.  1  2
- 3
- The student says and writes the imaginary letters.\*  1  2  3
- \*Whiteboard or syllable board

## Part 5: Imaging & Sequencing Syllables: Syllable Board *with* a Chain

- The teacher says syllables in a chain.  1  2  3
- The teacher says the letters in the syllable.  1  2  3
- The student says and air-writes the syllables.  1  2
- 3
- The student reads the syllable from memory.  1  2  3
- The teacher asks the student to recall a specific letter by its place in the syllable.  1  2  3
- The teacher asks the student to say the letters backwards.  1  2  3
- The teacher asks the student to change, add, or delete one  1  2
- 3  
letter in the syllable.
- The teacher manipulates the letters and the student reads the new word.  1  2  3
- The student sometimes only imagines the letters (w/o air-writing)  1  2  3
- The teacher uses both “whole to parts” and “parts to whole” imaging.  1  2  3
- The teacher uses the phrase “see it and say it” when having students  1  2  3  
decode from imagery.

## Part 6: Imaging & Sequencing Syllables: Syllable Board *without* a Chain

- The teacher says syllables or letters without a chain.  1  2  3
- The student says and air-writes the syllables.  1  2
- 3
- The teacher miscalls the imaged word and the student notes the error.  1  2  3
- The teacher uses common spelling irregularities.  1  2  3
- The teacher uses both “whole to parts” and “parts to whole” imaging.  1  2  3

## Part 7: Imaging Sight Words

- The teacher works on sight words with *individual* students (this is not a group activity)  1  2  3
- The teacher has identified a list of apx. 10 sight words for each student (from their individual, sight word deck)  1  2  3
- The student’s sight words are written on index cards in black ink or marker (no colors).  1  2  3
- The teacher appropriately categorizes words in slow, medium, fast piles.  1  2  3

# ROCKETSHIP

- The teacher uses a variety of symbol imagery exercises.  1  2  3  
The teacher facilitates a variety of sight word challenges.  1  2  3

## Part 8: Imaging Spelling

- The teacher has identified a list of apx. 10 sight words for each student.  1  2  3  
The student's sight words are written on the VSC in lowercase letters.  1  2  3  
The student analyzes the word for phonetic irregularity  
(i.e. which part doesn't "play fair")  1  2  3  
The student marks the phonetic irregularity.  1  2  3  
The student images, air-writes, and says the letters.  
 3  1  2  
The student writes the word on paper.  1  2  3  
The student compares response to stimulus.  1  2  3

## General:

- Saying and air-writing are simultaneous.  1  2  3  
Air-writing is lower-case.  1  2  3  
Air-writing is properly sized and "legible."  1  2  3  
The teacher used structured questioning to handle errors.  1  2  3  
The teacher uses a variety of symbol imagery exercises throughout  
 3  1  2  
the lesson.  
The lesson is appropriately paced.  1  2  3  
The complexity of the letters/sounds/symbols is appropriately matched  
to student ability.  1  2  3  
The teacher checks-for-understanding with all students throughout  
 3  1  2  
the lesson.  
Students are invested in the lesson.  1  2  3  
The teacher references imaging or visualizing throughout the lesson.  1  2  3



**Step Up To Writing**

**Step Up to Writing Implementation Fidelity Observation Checklist**

<b>Observer Name:</b>	_____ # of 3s / _____ total possible = _____ % fidelity	<b>Fidelity (80%+)</b>
<b>Teacher Name:</b>		<b>YES</b>
<b>Date:</b>		<b>NO</b>
<b>Lesson #:</b>		

UK – Unknown      1 – Not evident      2 – Partially evident      3 – Fully evident

Components	Rating	Notes
<b>1. Quality of Instruction</b>		
<b>Classroom Environment</b>		
SUTW materials are readily available.		
SUTW materials are available to the teacher.		
Student work is posted or in notebook.		
Room is arranged to facilitate effective instruction.		
<b>Organization</b>		
Program materials are used (Teacher's Guide, posters, Handy Pages).		
Evidence of lesson preparation prior to instruction is apparent.		
<b>Use of Curriculum</b>		
Use of Teacher's Guide is evident.		

# ROCKETSHIP

Accurate and clear explanation of SUTW strategy and its application to reading/other content provided.		
Immediate feedback, reinforcement, or re-teaching is provided to reinforce student understanding of lesson objectives.		
Skills are modeled correctly.		
<b>Student Engagement</b>		
Students are actively engaged and on-task using curriculum materials		
Teacher models instruction and allows for student practice (I do, we do, you do).		
A variety of interactions amongst peers is evident.		
<b>2. Amount of Instruction</b>		
Instruction delivered regularly based on implementation plan		
<b>3. Classroom Management</b>		
All students are actively engaged in instructional activities.		
Interruptions are minimal.		
<b>4. Use of Assessments</b>		
A qualitative and quantitative process is used to appropriately assess student progress.		
Student progress is monitored.		

# ROCKETSHIP

Data is analyzed to inform instruction.		
<b>5. Differentiation</b>		
Instruction is differentiated to meet the needs of students.		
Re-teaching, reinforcement, and extension activities are implemented as needed based on student need.		
Effective use of manipulatives and multi-sensory techniques.		
Resources for re-teaching are used to intensify instruction for students who do not demonstrate mastery.		

### Debriefing Summary

Glow	Grow

Teacher's Next Steps	Coach's Next Steps



--	--

[RETURN TO TABLE OF CONTENTS](#)

[RETURN TO RESOURCE LIST](#)

## **Sample Parent Notification Letters**

### ***Initial Notification Letter English 1***

Student Name: **Andrea Lemus**

Class: **4B Trees**

April 9, 2013

#### **Rtl Tier 2 Tutoring, Cycle 4**

**Who:** Your child, **Andrea Lemus**, will receive additional small group tutoring in reading with **Ms. Momoki** during computer time. The Morning Computer Program (see below) is an extension of the tutoring program.

**When:** From **Thursday, April 11th – June 6th**, tutoring will occur on three to four days a week for 30 – 40 minutes **during the school day**.

**What:** Your child has been placed in a group with other students who have similar reading levels and reading needs. Our tutors are trained in the SIPPS curriculum.

**Why:** Students in tutoring are significantly below grade level in reading. We will provide the additional support needed to help your child to grow 1.5 years or more.

**More Information:** If you would like to know more about your child's reading level, please reach out to her/his Humanities Teacher, **Ms./Mr. Orozco**. If you have questions about tutoring, please reach out to your child's Reading Tutor, **Ms. Momoki**.

#### **Morning Computer Program**

**What:** Your child has the **option** to make up for lost Learning Lab time during the Morning Program with Ms. Musquez. It is not mandatory.

**When:** Mondays, Tuesdays, Thursdays, and Fridays from 7:15 – 7:45.

**Why:** Because tutoring happens during the school day, students lose time on their online learning programs. We open up the lab in the morning so that your child can make up the practice that s/he missed.

**More Information:** If you would like to know more about the morning program, please reach out to Ms. Musquez or Ms. Fab.

### ***Initial Notification Letter Spanish 1***

Nombre del Estudiante: **Andrea Lemus**

Clase: **4B Trees**

9 de abril 2013



# ROCKETSHIP



### **Tutoría Rtl Ciclo 4°**

**Quien:** Su hijo(a), Andrea Lemus, comenzará a recibir tutoría adicional en grupos pequeños en lectura con Ms.Momoki durante el tiempo de computadora. El Programa de Computación por las Mañanas (ver abajo) es una extensión al programa de tutoría.

**Cuando:** Comenzando el jueves, 11 de abril al 6 de junio. La tutoría será tres o cuatro días por semana por 30 - 40 minutos **durante el día de clases**.

**Que:** Su hijo(a) a sido colocado en grupos pequeños junto con otros estudiantes los cuales su nivel de lectura y necesidades son similares. Nuestros instructores han sido entrenados en SIPPS.

**Porque:** Los estudiantes en los grupos de tutoría están significativamente bajos en lectura en su grado. Nosotros les proveeremos el apoyo adicional necesario para que ellos aumenten 1.5 años o más.

**Mas Información:** Si a usted le gustaría conocer más acerca del nivel de lectura de su hijo(a), por favor comuníquese con su maestro(o) de Humanidades (Ms./Mr. Orozco). Si tiene alguna pregunta acerca de la tutoría, por favor con el tutor de lectura de su hijo(a) Ms. Momoki.

### **Programa de Computación por la Mañana**

**Que:** Su hijo(a) tiene la **opción** recuperar el tiempo de computadora perdido durante el programa de computación por la mañana con Ms. Musquez. No es mandatorio.

**Cuando:** los lunes, martes, jueves y viernes de 7:15 – 7:45.

**Porque:** Como la tutorial sucede en el Centro de Aprendizaje, los estudiantes pierden tiempo en sus programas en línea. Abrimos el laboratorio en la mañana para que su hijo(a) recupere la practica que el/ella perdió.

**Más Información:** Si usted necesita mas información acerca del programa de la mañana, por favor comuníquese con Ms. Musquez o Ms. Fab.

# ROCKETSHIP

## **Notification Letter 2**

**September 12, 2012**

**1A Ducks**

**Your child's ILS: Silva**

**Rocketship Los Sueños Academy**

**2012-2013**

*Parent or Guardian,*

*Your student **John Ruiz** has been selected for Rocketship Los Sueños's academic intervention program and before school supplemental instruction time. Students who qualify for the program are significantly below grade level in reading. They need extra time and attention now in order to meet their big goals by the end of the year.*

*There are four cycles for the intervention program each year: during this cycle, your student has a spot in the program from September 17th until November 12th. At that time, teachers will reassess students to see who qualifies for the next cycle. If you have questions about your student's reading or math level you can speak with his/her teachers or with me and we'd be happy to tell you more about where your student is academically.*

*Qualifying for this program means that your student now receives 30-40 minutes of small group tutoring during Learning Lab each day: students will be working with others who are at their level to practice skills that will help them all make progress.*

*The before school program is free and mandatory and runs Monday, Tuesday, Thursday, and Friday from 7:00-7:45am (there is no program on Wednesdays). During that time, students will be using computer programs that focus on skills they missed on their most recent assessments. This program is not designed to help with homework – there is no time in the regular intervention schedule that is allotted for homework.*

*Starting Monday, your child can be in the computer center every day from 7:00a-7:45a.*

*If you have another child at this school, you can drop them off at this time as well and they can sit in the breakfast area before school begins.*

*Thank you – we look forward to seeing how far our Rocketeers can go!*

*Name*



*Assistant Principal  
email  
School phone number*

*12 setiembre 2012  
1A Ducks  
Tutor de su hijo: Silva*

***Rocketship Los Sueños Academy  
2012-2013***

*Estimadas familias,*

*Su hijo/a John Ruiz ha sido seleccionado para nuestro programa de tutoría y también el programa de antes de la escuela. Los estudiantes que califican para el programa están atrasados en lectura y sabemos que pueden estar a nivel de grado pero tenemos que trabajar mucho – necesitan más tiempo de aprendizaje ahorita para poder alcanzar sus metas al final del año.*

*Hay cuatro sesiones de nuestro programa de intervención cada año; en esta sesión su niño/a tiene su lugar asegurado desde el 17 setiembre hasta el 12 noviembre. En el mes de noviembre los maestros les van a dar los exámenes a los estudiantes otra vez para ver quien califica para la próxima sesión. Si usted tiene preguntas sobre el nivel de su hijo/a en lectura o matemáticas nos puede hablar a los maestros o a mi y podríamos hablar exactamente donde está y que significa.*

*Todos los niños que califican para el programa tienen 30-40 minutos de tutoría en grupos pequeños durante su hora de "Learning Lab" (el tiempo cuando los demás están usando las computadoras).*

*El programa de después de la escuela es gratis y obligatorio, será diariamente (lunes a jueves) de 7:00 a 7:45am: no hay programa los días viernes. Durante esta hora los estudiantes tienen tiempo para aprender usando computadoras y programas electrónicos enfocados en las cosas que les faltaban en sus exámenes. Nuestro programa no es para ayuda con la tarea, y no les damos ningún tiempo a los niños que están en el programa de intervención para hacer la tarea.*

*Empezando el lunes, su hijo/a estará en las computadoras diariamente de 7:00 a 7:45. Tendrá la opción de comer un bocadillo antes que ir a las computadoras, pueden mandar algo*

# ROCKETSHIP

*saludable para comer si quieren.*

*Si tiene otro hijo en esta escuela, colocarlos en este momento así y se puede sentar en el área de desayuno antes de comenzar la escuela.*

*Gracias – ¡Ayudemos a que nuestros Rocketeers tengan mas éxito!*

*Name*

*Assistant Principal*

*email*

*School phone number*

[RETURN TO TABLE OF CONTENTS](#)

[RETURN TO RESOURCE LIST](#)

## AIMSweb Data Analysis Protocol

At the end of each data cycle, interventionists, school leaders, and school psychologists will engage in an analysis of progress monitoring data in order to make data-informed instructional decisions for students participating in intervention. Teams can follow the protocol described below (and outlined in the subsequent decision making tree) to engage in this data-based decision making process.

**1) Determine if sufficient data points have been collected:**

CBM data isn't considered valid for the purposes of instructional decision making until we have enough data points to generate a stable trend line. We need to collect at least four data points within a six week period in order to make instructional decisions. If we don't have sufficient data for the student, continue providing the intervention and monitoring progress. If we do have sufficient data...

**2) Determine if the student is making sufficient progress:**

We can use two methods to determine progress:

- The "Three Point Rule": If the at least three of the most recent four data points are close to, at, or above the student's goal line, we can conclude that the student is responding favorably.
- The "Trendline Rule" If the student's trendline is trending upward, and is showing that the student will meet (or will be close to meeting) their goal by its assigned date, we can conclude that the student is responding favorably.

If this the student is responding favorably... (if the student is not responding favorably to intervention, skip to step 6)

**3) Determine if the student has met their progress monitoring goal, and whether the student was being monitored on or off grade level.**

**4) If the student is being progress monitored on grade level, and they have met their progress monitoring goal, administer the AIMSweb benchmark to ensure they are now performing above the 25<sup>th</sup> percentile on the benchmark. If they are, they are ready to exit from intervention. If not, continue to provide intervention and monitor progress.**

**5) If the student is being progress monitored off grade level, increase the progress monitoring grade level and continue to provide the intervention.**

**6) If the student is not responding favorably to the intervention as evidenced by a lack of progress towards the progress monitoring goal, determine if the intervention is being implemented with fidelity:**

Two data sources can provide information about the fidelity of the intervention implementation – observations using implementation fidelity checklists and the progress of the other students in the group (if the majority of the students in the group are making progress, you can conclude that the intervention is being implemented with fidelity. If not, that is an indication that there may be a need to investigate implementation challenges).

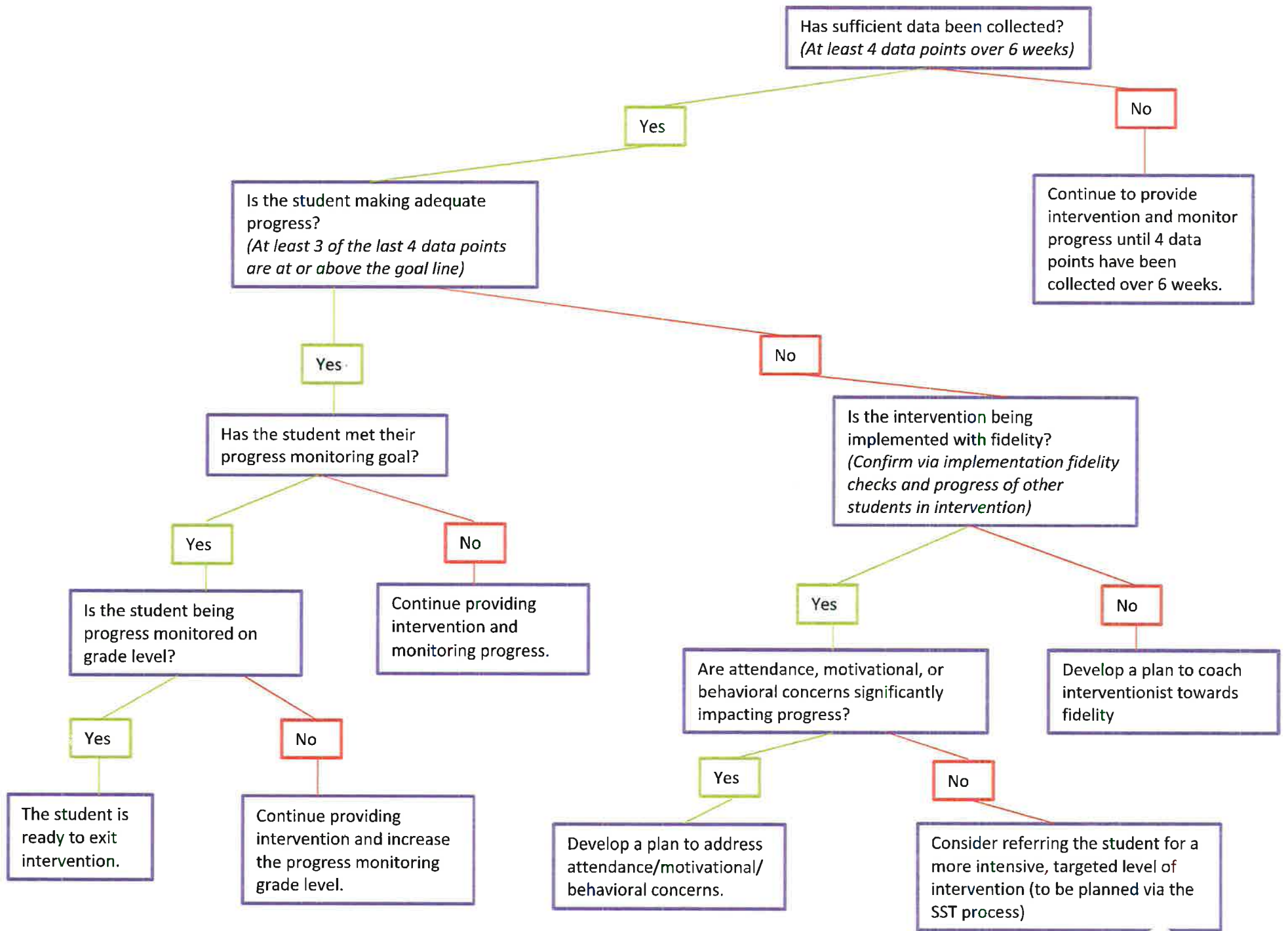
**7) If the intervention is not (or may not be) implemented with fidelity:**

**Develop a plan to coach the interventionists towards fidelity of implementation**


- 8) If the intervention is being implemented with fidelity:  
**Determine if attendance, behavior, or motivational factors are significantly impacting student progress.** If a student is not able to access the intervention because of any of the factors listed above, the team will want to develop a plan to address these issues before making an instructional change for the student.
- 9) If there are no attendance, behavior, or motivational factors significantly impacting student progress, **consider referring the student to a more targeted, intensive level of intervention.**  
In most cases, this will mean referring the student for an SST so the SST team can plan a targeted, individualized support plan for the student.

**Tips for using these guidelines:**

- These guidelines are meant to provide a general process that teams can follow when analyzing student progress. However, teams may use their discretion to deviate from them on a case-by-case basis depending on student need. For example, if the student is new to Rocketship and has only been in intervention for one data cycle, the team may decide to continue a Tier 2 intervention even if the student isn't yet responding favorably to give the student more time in the intervention. Alternatively, if the student is in their second year of intervention and is still not making sufficient progress, the team may accelerate intensive planning for the student







# **SST & Pre-Referral Playbook**

*2015-2016 School Year*

## Section 1: Overview of the Pre-referral Process and Purpose

### **What is a pre-referral process?**

“Pre-referral process” refers to any of the general education interventions that occur for students who do not have IEPs. It’s a bit of a misnomer, because pre-referral interventions don’t always lead to a referral for a special education evaluation – in fact, when we are executing a high quality pre-referral process, we will be able to successfully intervene early with many students, preventing the need for a special education evaluation and “label.”

There are many components of the pre-referral process at Rocketship, ranging from the SIPPS small groups that occur with tutors in the learning lab to the Class for Articulation Remediation (our speech pre-referral program) to actual SST meetings. The focus of this playbook is on the ‘Student Huddle’ and ‘Student Study Team’ (SST) components of our pre-referral process.

Both the “Student Huddle” and SST are problem-solving processes during which stakeholders come together to generate solutions for individual student challenges in the classroom. SSTs are held when other classroom-based interventions have been unsuccessful in order to address a range of student needs, which might include academic, behavioral, social-emotional, or attendance difficulties. SSTs are a function of general education, although ISE team members are sometimes involved as consultants (particularly when a referral for Special Education assessment is being considered).

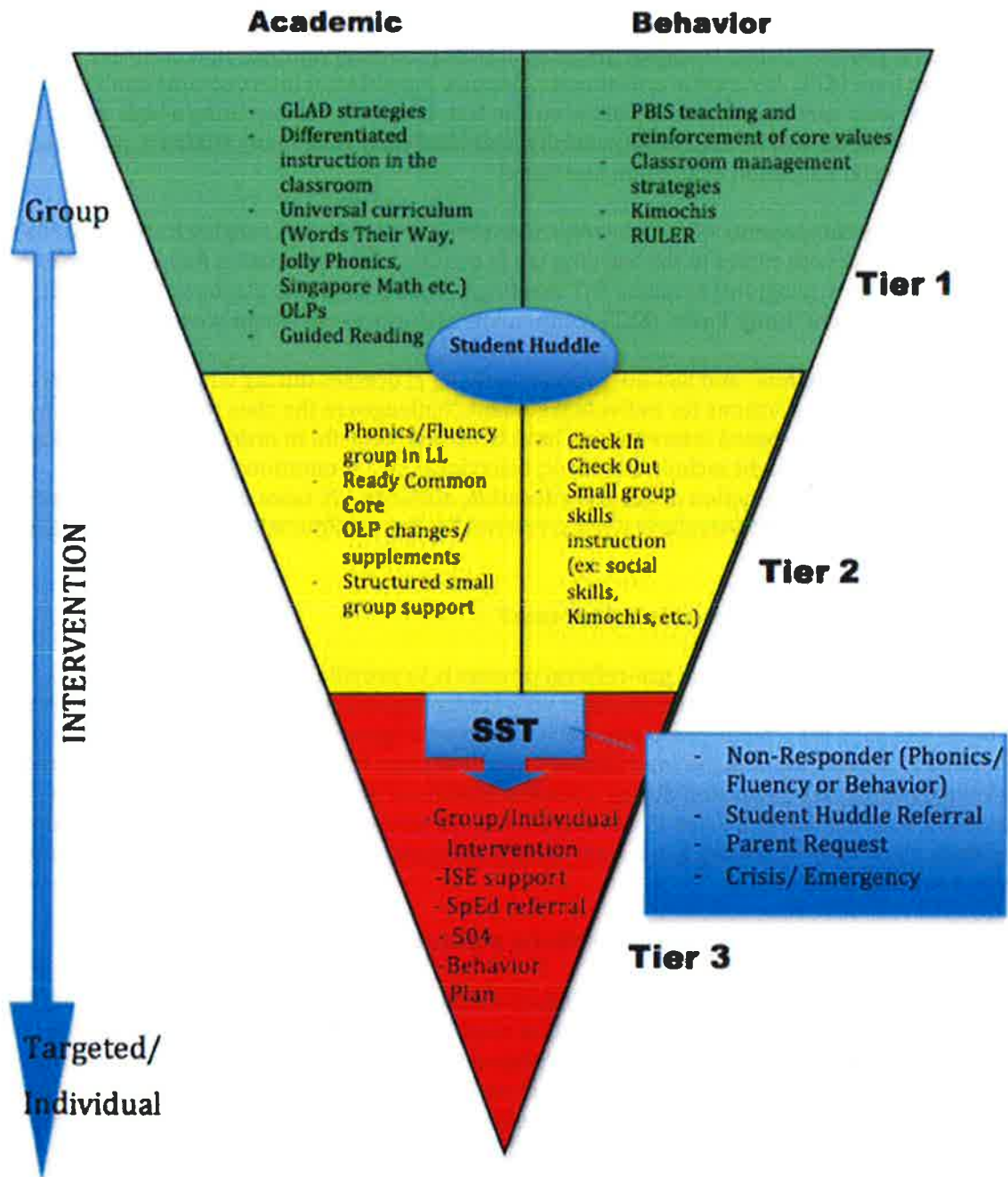
### **What is the purpose of a pre-referral process?**

The primary purpose of a formal pre-referral process is to provide early identification and intervention for general education students who are having difficulties in school. Because Student Huddles and SSTs are a team-based approach to student support, they also serve the purpose of involving all stakeholders in the interventions and next steps for the target student. Interventions and supports that are generated during a Student Huddle or an SST are often a combination of classroom-based strategies (Tier 1) and more intensive intervention (Tier 2 or 3). Follow-up SST meetings allow team members to evaluate the effectiveness of interventions and generate next steps accordingly.

### **What legal requirements inform pre-referral policies and procedures?**

California Education Code mandates that, before a student is assessed for Special Education services, all resources within general education must be considered and, where appropriate, utilized (Section 56303). The pre-referral process ensures that school teams are considering classroom and instructional factors that impact student performance, implementing interventions, and evaluating student responsiveness before moving to an assessment for Special Education services.

The graphic below depicts how and where the Student Huddle and SST processes fit in to Rocketship's larger three-tiered model for academic and behavioral supports.



## SECTION 2: THE STUDENT HUDDLE PROCESS

At Rocketship, the first step in the pre-referral process is known as a “Student Huddle.” The “Student Huddle” is a team-based problem solving process which focuses on generating interventions and supports for an individual student in a grade level team, with the intention that the supports generated for that student will benefit several students in the cohort. Supports generated in the Student Huddle process should be relatively low lift for teachers – the idea is to assess the degree to which the student responds to low level supports in the classroom before investing in the time intensive process of generating targeted, intensive supports.

Rocketship began implementing the Student Huddle process in 2013-14, and teams that implemented the process with fidelity reported a range of positive outcomes, including increased teacher capacity to support struggling students.

### **When do Student Huddles occur?**

Student Huddles occur during Common Planning Time meetings with each individual grade level. We recommend that school leaders plan for each grade level to hold Student Huddles at least biweekly.

### **Who facilitates Student Huddles?**

Each school leader is responsible for facilitating Student Huddles with the grade level teams that he or she manages.

### **What do teachers need to do to prepare for a Student Huddle?**

To prepare for a Student Huddle, teachers simply need to notify their grade level coaches that they have a student they would like to refer to the Student Huddle process. The teacher should also prepare any data they have (e.g. growth on STEP, number of office referrals) that will help clarify the area of concern for the team.

### **What happens during a Student Huddle?**

During a Student Huddle, the grade level team discusses an individual student of concern. The presenting concern can be academic, behavioral, or both. The team clarifies the concern, brainstorms potential interventions, aligns on a plan of action, and makes a plan to revisit the plan to evaluate success and determine next steps.

### **What happens after a Student Huddle?**

After the Student Huddle occurs, teachers implement the interventions and supports that were agreed upon, and the school leader monitors and supports the implementation of these interventions. The grade level team should revisit the student 4-6 weeks after the initial Student Huddle. Based on the responsiveness of the student, the team may decide to:

- Discontinue the intervention(s) (if the student has made adequate progress and the concerns have diminished)
- Continue the intervention(s) (if the student is making good progress but is not yet ready to functioning without the support of the intervention)
- Refer the student to SST, a more intensive level of support

**How do we know if a student should be referred from the Student Huddle process to an SST?**

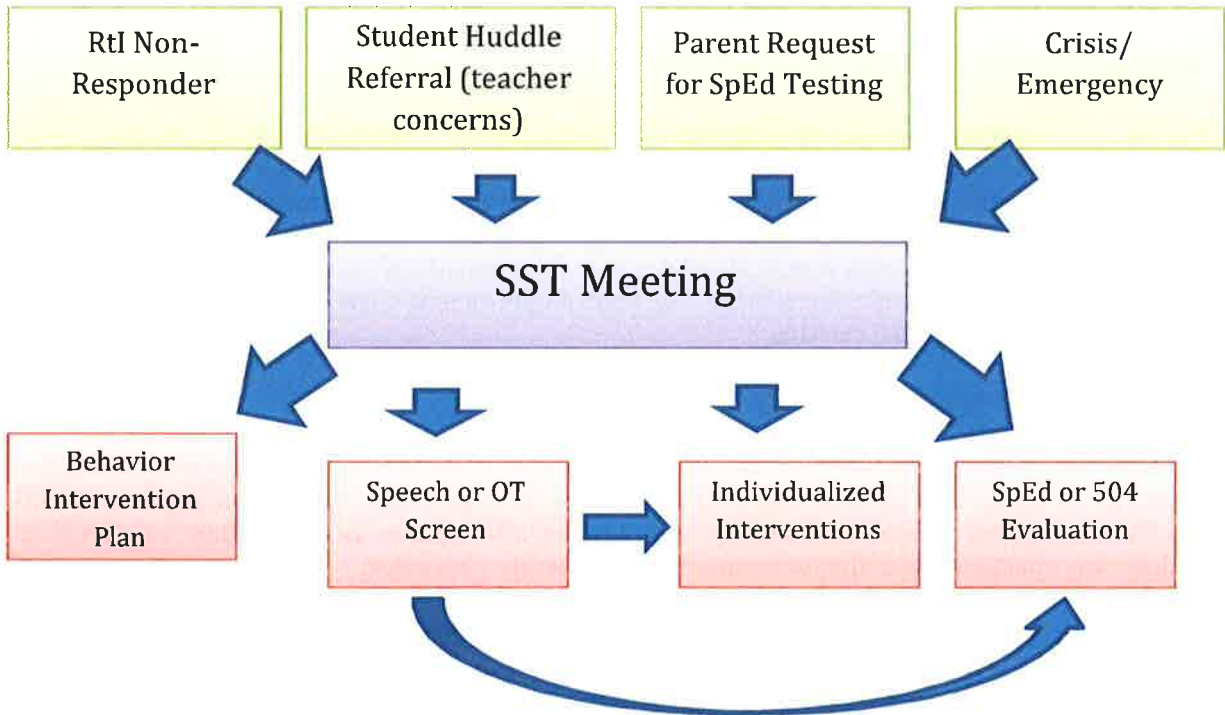
This will depend on the student, but some indicators that suggest that an SST referral may be appropriate include:

- Lack of growth on formative assessments, STEP tests, NWEA, etc.
  - General (informal) academic guidelines:
    - 2 years below grade level and/or significantly below class average
    - Slower academic growth than peers
    - Lack of significant growth over multiple school years
    - Concerns exist in multiple academic areas
    - Did not show response to supports implemented after student huddle
- Continued behavior concerns that significantly impede student’s learning or the learning of others
- Any behavior that is dangerous to student or staff, and has occurred repeatedly
- Student is unable to care for personal needs at an age-appropriate level (feeding, toileting, following routines, age-appropriate independence skills, etc.)

\*A link to the Student Huddle paperwork can be found in the “Resources” section of this Playbook

### Section 3: Overview of the SST Process

The Student Study Team, or SST, is a more intensive team-based problem solving approach, in which a team of individuals creates an intensive, individualized support plan for a student who is demonstrating significant and persistent academic and/or behavioral challenges. An SST is also held any time a parent request for special education assessment is made (see Section 4 of this playbook for more information on how to respond to parent requests for special education assessment). The various ways that a student can arrive at an SST, as well as the potential outcomes of an SST meeting, are summarized in the graphic below:



#### When do SSTs occur?

Each school will designate an hour long “SST Block” that will occur every week. Schools are able to hold SST meetings outside of this block, but because they are serving multiple school sites, School Psychologists are only able to attend SST meetings during the school’s SST block.

#### Who facilitates SST meetings?

Each school leader is responsible for facilitating SST meetings for students in the grade levels they coach.

**How do staff prepare for an SST meeting?**

Teachers should come to SST meetings prepared to share quantitative and qualitative information on the student's present levels of performance, including rates of progress and performance compared to the class average. If the student is participating in intervention, the intervention provider should be prepared to share the student's current progress monitoring data (e.g. AIMSweb or CICO data). If behavior concerns are indicated, the school leader/grade level coach should be prepared to share any relevant discipline data (e.g. suspension reports or ODR data). If special education assessment is being discussed at the meeting, the school psychologist will prepare any required paperwork.

**What happens during an SST meeting?**

During an SST meeting, staff review available data and generate interventions to support the student. See the "Selecting and Designing Tier 3 Interventions" guidelines in the "Resources" section of this playbook for more guidance on creating interventions for individual students. Team members create specific goals for the student, along with a plan for monitoring progress towards the goals. If relevant, the team should also discuss and document any accommodations the student may require for the statewide assessment. The team aligns on next steps and responsibilities, and schedules the follow-up SST meeting.

**What happens after an SST meeting?**

After the SST meeting, the interventions are implemented and progress is monitored. The school leader/grade level coach monitors and, if necessary, supports the implementation of interventions and the monitoring of student progress. A follow-up SST meeting is held within 4-6 weeks to evaluate the effectiveness of the interventions and generate next steps.

**How do we know if and when we should consider a special education evaluation for a student?**

The same guidelines described in the "Student Huddle" section of this playbook apply here as well. Please note that the school psychologist or speech pathologist (for speech/language concerns) must **always** be involved in the decision to refer a student for a special education evaluation.

**Can I refer a student with an IEP for an SST meeting?**

Nope! If a team member has concerns about a student who already has an IEP (including a speech only IEP), they should work with the student's case manager to schedule an IEP meeting to discuss the concerns and next steps. Any changes to the educational program of a child with an IEP must be made through the formal IEP process.

## SECTION 4: RESPONDING TO PARENT REQUESTS FOR SPECIAL EDUCATION TESTING

There are several IDEA guidelines that mandate how schools must respond when a parent makes a formal request for special education testing. Schools are **required** to:

- Assist the parent in putting the request in writing, if the request is made verbally
- Respond formally and in writing to the request within 15 calendar days of receiving it
- Consider the request for assessment and, unless the available data demonstrates that there is no reason to suspect the child may have a disability (e.g. the child is performing on grade level in all areas and is not displaying any maladaptive behaviors), comply with the request

At Rocketship, we utilize our Student Huddle and SST process as the formal mechanisms for responding to parent requests for special education assessment. The process is as follows:

What?	Who?	When?
Assist the parent in putting the request in writing (if necessary)	The individual receiving the request (usually the OM or a school leader)	Immediately upon hearing the request
Notify the school psychologist and, if necessary, the speech pathologist (if a language assessment is requested)	The individual receiving the request	Immediately upon receiving the request
Schedule and facilitate a Student Huddle meeting*	The school leader managing the grade level	Within 7 days of receiving the request
Conduct a record review to gather historical data for the team to review	School psychologist	Prior to the Student Huddle meeting
Determine, based on available data, if the school will proceed with a special education evaluation	The Student Huddle team (classroom teachers, school leader, and school psychologist)	During the Student Huddle meeting
Prepare the paperwork based on the school team's decision	The school psychologist	After the Student Huddle and prior to the SST meeting
Schedule and facilitate an SST meeting wherein the school's decision and appropriate paperwork is presented to the parent	The school leader managing the grade level	Within 15 days of receiving the request (remember that this is our <b>legally mandated</b> timeline)

\*All of the classroom teachers who work with the student should attend this Student Huddle, and should be prepared to share quantitative data and anecdotal feedback on the student's present levels of performance. This Huddle ideally occurs during CPT. The school psychologist must attend this huddle, but it is facilitated by the school leader managing the grade level.



## SECTION 5: ROLES AND RESPONSIBILITIES

### **All School Leaders:**

- Facilitate “Student Huddle” meetings for assigned grade levels
- Support teachers in determining when a formal SST meeting is warranted
- Coordinate with the SST Lead the scheduling of SST meetings
- As the grade-level lead, facilitate the SST and take notes. Ensure follow-up meeting is scheduled
- Support teachers in implementation of Student Huddle recommendations and SST interventions

### **SST Leads:**

- Maintain the SST master calendar; send reminders to team members one week prior to meetings
- Ensure consistent documentation in SST Gfolder (i.e. keep SST tracker updated, remind other school leaders to complete and upload SST paperwork as needed)
- Facilitate leadership team conversations about the overall health of the SST process as needed (e.g. flag when certain grade levels are over or under referring students for SSTs)
- Facilitate professional development on the pre-referral process to school leadership team (during the summer) and full staff (in the summer/fall as well as booster sessions as needed)

### **Teachers:**

- Refer students to the Student Huddle process (inform coach of need to huddle for particular students)
- Bring relevant student data to Huddles and SST meetings
- Implement interventions and monitor progress
- Complete speech and/or OT screening request paperwork when needed

### **School Psychologists:**

- Attend SST meetings as requested (\*during scheduled SST block)
- Review student’s cumulative file prior to scheduled SSTs
- Contribute to intervention planning
- Assist in interpreting data and determining next-steps

### **Speech Language Pathologists/Occupational Therapists:**

- Conduct screenings as requested
- Provide screen results within 6-8 weeks of receiving request
- Attend SST meetings when needed (pending outcome of screens)

### **ISE Specialists**

ISE Specialists typically do not attend Huddles or SSTs, as these are a function of general education. They may however attend in unique cases (and if the specialists schedule allows), such as:

- If an Assessment Plan will be proposed
- Tier 3 interventions with ISE groups are being considered (pending capacity)

## SECTION 6: REFERRING STUDENTS FOR SPEECH OR OT SCREENS

Teachers and school leaders often have concerns about a student's language or fine motor development, but aren't sure if the concerns warrant a formal referral for special education services. In these cases, teams can request that the speech pathologist or occupational therapist conduct a screen, which is a less formal assessment of the student's skills. The data from this screen is used to inform recommendations to the team, including whether a formal evaluation for services is warranted. It should be noted that occupational therapy is not a "stand alone" special education service, meaning that a student can only qualify for formal OT services if they are already eligible for special education services under another eligibility category.

### **What is the process for referring a student for a speech or OT screen?**

1. Hold a Student Huddle meeting in which concerns are discussed and clarified and classroom-based supports are generated.
2. If the concerns remain, the school leader or a classroom teacher should complete the screening request form (linked in the "Resources" section of this Playbook) and bring it to the first SST meeting.
3. The screening should be documented on the school's "Speech/OT Screening Tracker" (linked in the "Resources" section)
4. At that SST meeting, the family will sign the screen request form to give permission for the screen to be conducted.
5. The SLP or OT will complete the screen before the second SST meeting is held in 6-8 weeks.
6. At the follow-up meeting, the SLP or OT will share the screening results and discuss next steps.

Because our SLPs and OTs each support several school sites, it is important that we follow this process (rather than, say, asking them to screen a child in passing in the hallway) so that they can keep track of screening requests across sites.

### **What types of concerns might indicate that a speech or OT screening referral should be made?**

The following concerns may indicate the need for a speech screening referral:

- Peers cannot understand the student
- The student struggles to follow simple (1-2 step) instructions, or comprehension is a significant area of concern
- Language appears significantly delayed, but not related to being an English language learner.

The following concerns may indicate the need for an OT screening referral:

- Difficulty with age-appropriate fine motor tasks, such as writing letters or numbers, cutting, or copying work from the board
- Inability to maintain a safe, seated position for a significant portion of class

### **What are the potential results of a speech or OT screen?**

A speech screen may result in any of the following:

- Inclusion in our speech intervention program (CAR, or the Class for Articulation Remediation)
- A full speech-language evaluation
- A finding that no specialized supports are required

An OT screen may result in any of the following: Recommendation for Tier 2 Handwriting supports

- Individualized recommendations
- A full OT evaluation (only if student has an IEP or psych/speech is also evaluating)
- A finding that no specialized supports are required

## SECTION 7: SSTs AND STATEWIDE TESTING SUPPORTS

### *SBAC Testing (California and Wisconsin)*

There are three types of supports available to students on the SBAC assessment. "Universal Supports" are available to all students and include things like scratch paper and a digital highlighter. "Accommodations" are available **only** to students who have them documented in a 504 or IEP, and include things like a scribe or use of a multiplication table. There is a third type of support, "Designated Supports" that are available to "any student for whom the need has been indicated by an educator." This includes things like testing in a separate setting and read aloud or scribe for math items.

### *TNReady (Tennessee)*

Similarly, the TNReady assessment in Tennessee makes available several accessibility features to students for whom the need has been designated and documented.

### *Designating and Documenting Statewide Testing Supports (all regions)*

At Rocketship, we use the SST process to identify required "Designated Supports" or "Accessibility Features" for students who may require them. In order to make these supports available to students in the SST process, you must:

- Discuss the need for the supports as an SST meeting, and **document** the need for the supports on the SST paperwork (there is a section for this)
- In the spring, the site-based testing coordinator will work with the analytics team to complete the ISAAP tool, wherein the designated supports are assigned to each individual student

See the "Resources" section for several SBAC and TNReady accessibility resources.

## SECTION 8: COMMON PRE-REFERRAL PITFALLS AND HOW TO AVOID THEM

Rocketship’s pre-referral and SST process is designed to identify students needing support and match them with the appropriate intervention, as well as ensure that schools are adhering to their child find obligations. However, over the years we have observed several common pre-referral pitfalls, which are described below along with recommendations for avoiding them.

Pre-Referral Pitfall	Recommendations for Avoiding
<p>Certain grade levels move students through the pre-referral process appropriately while other grade levels don’t refer any students to SST.</p>	<ul style="list-style-type: none"> <li>● Add a regular standing item to school leadership meetings wherein each school leader reports out how many students in their grade level are at each phase of the pre-referral process.</li> </ul>
<p>Schools focus heavily on Student Huddles and interventions in the learning lab for most of the school year without referring many (or any) students to an actual SST meeting, resulting in a large influx of special education assessment referrals for students who haven’t been progressing in interventions.</p>	<ul style="list-style-type: none"> <li>● In general, if a student is at the second or third round of an SST meeting and has not been making progress in interventions, the team should <i>consider</i> the need for a referral for assessment.</li> <li>● Schedule regular (e.g. monthly) consultation with your School Psychologist to review the data of students in the intervention process and identify appropriate referrals.</li> </ul>
<p>School teams wait too long to schedule a Student Huddle meeting after receiving a parent request for special education testing, so they are unable to adhere to the 15 day timeline for formally responding to the request.</p>	<ul style="list-style-type: none"> <li>● Ensure that all staff members are aware of their obligation to support parents in putting verbal requests for assessment into writing.</li> <li>● Ensure that all staff members are aware of the 15 day timeline requirement.</li> <li>● Notify your school psychologist and/or speech language pathologist immediately when a request for testing is received.</li> <li>● Schedule the Student Huddle <b>and</b> follow-up SST meeting as soon as possible after the request for testing is received.</li> </ul>
<p>Students receive informal interventions (e.g. the ISE Specialist pulls them along with ISE students in a small group) but none of the interventions are documented. School teams want to refer students who are still struggling for a special education evaluation, but it is difficult for the ISE team to determine the appropriateness of the referral without documentation of the pre-referral interventions.</p>	<ul style="list-style-type: none"> <li>● Ensure that SST meetings are held for students that require Tier 3/individualized interventions. In addition to the importance of documenting these interventions, parents must give permission in order for a student to be pulled out of their general program for intervention. The SST process ensures that parents have provided informed consent for Tier 3 interventions.</li> </ul>
Pre-Referral Pitfall	Recommendations for Avoiding
<p>ISE is the only option for individualized,</p>	<ul style="list-style-type: none"> <li>● Tier 3 just means that the intervention is</li> </ul>

<p>Tier 3 interventions. If the ISE caseload is full, there are no options for additional, non-ISE students who require that level of support.</p>	<p>targeted and individualized, and schools can be creative in thinking about who can deliver these services. See the “Selecting and Designing Tier 3 Interventions” resource for guidance.</p>
<p>SST teams fail to create a goal and a progress monitoring plan during the SST meeting, so when the follow-up meeting is held, they are unable to determine if the student has made adequate progress.</p>	<ul style="list-style-type: none"> <li>● Pace SST meetings appropriately to ensure the team has time to align on a measureable, ambitious yet realistic goal, as well as a progress monitoring plan. Be sure to document the goal on the SST paperwork for reference in the next meeting.</li> </ul>
<p>Teams run out of time to assign owners to next steps, and when the follow-up meeting is held, none of the next steps have been completed because the team was unsure of who was responsible for each step.</p>	<ul style="list-style-type: none"> <li>● Pace SST meetings appropriately to ensure the team has time to align on ownership of next steps.</li> <li>● Send an email to all meeting participants summarizing next steps.</li> </ul>

## Section 9: Behavior Intervention Plans

Students are often referred to the SST process because of concerns with maladaptive behavior (either in isolation or co-occurring with academic challenges). In these cases, SST teams are encouraged to develop behavior intervention plans for students. A behavior intervention plan identifies the target behavior as well as an appropriate replacement behavior, and outlines the approach the team will take to teach and reinforce the replacement behavior, as well as norm on a plan to respond when the problem behavior occurs. Behavior intervention plans are most effective when they are based on an identified function of the problem behavior. There are several resources in the “Resources” section of this playbook, but the general steps to developing a behavior intervention plan are:

1. Identify the behavior the plan will be targeting.
2. Establish the baseline (i.e. how frequently the problem behavior occurs).
3. Hypothesize a function of the behavior (i.e. what need is currently being met for the student? What is the student trying to obtain or avoid with the behavior?)
4. Identify a replacement behavior (i.e. how can the student meet that same need with an alternative, acceptable behavior?)
5. Develop a SMART goal and a progress monitoring plan.
6. Identify the environmental changes that will need to be made in order for the student to use the replacement behavior.
7. Create a plan to teach the student the new replacement behavior.
8. Identify the strategies that will be used to positively reinforce the student for using the replacement behavior.
9. Align on how the team will respond if and when the problem behavior occurs again.

**Note:** School teams must get parental consent in order to collect behavioral data when developing a behavior intervention plan. The parent consent form can be found in the “Resources” section of the playbook.

School psychologists are available to support SST teams with the development of behavior intervention plans.

## SECTION 10: THE “BEHAVIOR PROBLEM SOLVING TEAM” PROCESS

The “Behavior Problem Solving Meeting” is a process for screening for students who require additional behavioral interventions and matching them with appropriate Tier 2 and 3 interventions. As the school year progresses, teams also use this process to monitor the progress of students participating in behavior and social emotional interventions and make decisions regarding appropriate next steps.

### **What pre-work is done before the first Behavior Problem Solving Team Meeting is held?**

Before the first meeting is held in the fall, school leaders work with their grade level teams to collect a list of referrals (students who are exhibiting either internalizing or externalizing behaviors). This process occurs during the last two weeks of September for Nashville, and the first two weeks of October for Milwaukee and the Bay Area. School teams should also ask the SWIS data lead to print a report that identifies students with the most ODRs. Finally, the school leadership team should align on the available Tier 2 and 3 behavior or social-emotional interventions at the school. These might include:

- Check-in/Check-out (CICO)
- Individual or small group counseling
- Individual behavior intervention plans (via the SST process)
- Small group “double dose” of the classroom SEL curriculum (Kimochi’s or Ruler Approach)

### **When is the first Behavior Problem Solving Meeting held, and who should attend? Who facilitates the Behavior Problem Solving Meeting?**

The first Behavior Problem Solving Team Meeting should be held on or around the end of the first data cycle. School leaders and the Rocketship school psychologist should attend. If possible, mental health providers (Seneca, Foothill, Centerstone, etc.) should also attend, along with the ISE Specialist *if* ISE students are being referred.

Schools should identify one school leader who will be responsible for coordinating this process and facilitating the meetings. This will often be the SST Lead, although schools have the flexibility to designate any school leader for this role.

### **What happens during the first Behavior Problem Solving Team Meeting?**

During the first Behavior Problem Solving Team Meeting, the team reviews all of the students who have been referred for a behavior and/or social-emotional intervention, rank students according to priority, and match as many students as possible to appropriate Tier 2 and 3 interventions. This is all tracked in each school’s “Behavior Problem Solving Meeting” Google doc (available on Drive and linked in the “Resources” section of this playbook. Teams must also create and implement a plan for notifying the families of students who will be participating in behavior/social-emotional interventions.



### **What pre-work is done before follow-up Behavior Problem Solving Team Meetings are held?**

Prior to the follow-up Behavior Problem Solving Team Meetings that are held at the end of the second and third data cycle:

1. School leaders work with grade level teams to collect new externalizing and internalizing referrals during CPT meetings.
2. Interventionists update the “Behavior Problem Solving Meeting” Google doc with student progress and recommendations for next steps.
3. Assess the capacity for additional behavior interventions (i.e. does your counselor have room for additional students or small groups? Do you have any CICO coordinators who could take on an additional student or small group?)

### **When are subsequent Behavior Problem Solving Meetings held, and what happens during those meetings?**

Subsequent Behavior Problem Solving Meetings are held at the end of the second and third data cycle. During these meetings, the team reviews new referrals and plugs them in to interventions as capacity allows, and reviews the progress of students already participating in interventions and makes decisions about next steps for each student.

### **Where can I find more information and/or get support in launching the Behavior Problem Solving Meeting at my school site?**

Several resources to support the Behavior Problem Solving Meeting process are linked in the “Resources” guide of this playbook. Your school psychologist can also talk you through this process.

## Section 11: Resources

### Student Huddle and SST Paperwork:

- [Blank Student Huddle/SST Paperwork](#)

### School SST Tracking Resources:

- [Carry-over SST Tracker](#)
- [SST Folders](#) (Google folder where each school can store all of their pre-referral/SST paperwork)
- [Speech/OT Screening Tracker](#) (coming soon!)

### Professional Development Resources:

- [Template for site-based SST training \(for teachers\)](#)
- [SST Deep Dive for SST Leads \(PPT from S.I.I. 2015 session\)](#)
- [Writing Function-Based Behavior Intervention Plans](#) (PD designed for school leaders)

### Screening Resources:

- [Speech screening procedure](#)
- [Speech screening form](#)
- [OT screening forms](#)
- [Foothill referral form](#) (San Jose schools only)

### Resources to Support Teams in Generating Interventions:

- [Selecting and Designing Tier 3 Interventions](#)
- [SST Intervention Toolbox](#)
- [Tier 1 Speech and Language Strategies](#) (coming soon!)


### Behavior Intervention Planning Resources:

- [SST Behavior Intervention Plan - Template](#)
  - [SST Behavior Intervention Plan - Guidelines](#)
  - [Notice of Intent to Collect Data](#) (parent permission form)
  - [Occupational Therapy/Sensory Strategy Checklist](#) (for teachers)
  - [Common Functions of Problem Behaviors](#)
  - [Progress Monitoring for Behavior Interventions](#)
- Behavior Problem Solving Team Meeting Agendas and Notes

### Statewide Testing Accessibility Guidelines:

- [TNReady Accessibility Guidelines](#)
- [SBAC Resources Guide](#) (for CA and WI – see page 5 for accessibility guidelines)

## Appendix 9: Special Education



## **ANNUAL NOTICE OF CHILD FIND ACTIVITIES**

This section of the parent handbook outlines our annual Child Find notice and responsibilities to parents of children within our district. Should you have any further questions please contact Genevieve Thomas, VP, Integrated Special Education at [gthomas@rsed.org](mailto:gthomas@rsed.org).

### *Child Find Policy and Responsibilities*

Rocketship Education provides a free, appropriate public education to students with disabilities according to state and federal mandates. To be eligible for special education services, the child must be of school-age, need specially designed instruction, and meet eligibility criteria for one or more of the following disabilities as set forth in the Individuals with Disabilities Education Improvement Act (the federal law which outlines legal responsibilities related to special education):

- Autistic-like Behaviors
- Blindness/Visual Impairment
- Deaf Blindness
- Deafness/Hearing Impairment
- Emotional Disturbance
- Intellectual Disability
- Multiple Disabilities
- Orthopedic Impairment
- Other Health Impairment
- Physical Disability
- Specific Learning Disability
- Speech and Language Impairment
- Traumatic Brain Injury

Rocketship has adopted an inclusive model, which means that students with disabilities are educated in general education classrooms. Each student with a disability has a case manager, who is a credentialed special education teacher that works with classroom teachers to design the student's education plan. The extent of special education services and the location for the delivery of such services are determined by the IEP team (which includes parents). Rocketship Education also provides any related services, such as physical therapy, adapted physical education, occupational therapy, etc. that are required to enable the student to derive educational benefits.

Rocketship has systems in place that assist the school in determining whether a student may have a disability. These include a specific "Child Find" form that is completed by parents upon enrollment in a Rocketship school. This also includes an SST, or pre-referral, process in which school teams identify students who are struggling academically, socially, or behaviorally and develop interventions to support the student. Rocketship has additional interventions that are made available to students who require it; these include both differentiated instruction in the classroom and supplemental interventions in the learning lab and classroom. School teams monitor the progress of every child who receives intervention services in order to be able to identify any student who is not responding to interventions. Our model



makes every effort to support the student within the general education setting while at the same time monitoring student progress to identify students who may have disabilities.

If you have a concern regarding your child's academic or social functioning, contact his or her classroom teacher, or a school leader at your school site.

*Revocation of Consent:*

Parents of children who have been identified with a disability have the right to revoke consent for special education services, meaning that they no longer want the school to provide special education services to their child. If a parent withdraws their consent for special education and related services by notifying the Rocketship in writing, the district still has the responsibility to identify, locate, and evaluate a child who is suspected of having a disability and in need of special education and related services. As part of our Rocketship's child find obligations in regards to your child, please know that you maintain the right to subsequently request an evaluation to determine if your child is a child with a disability who needs special education and related services.

Rocketship cannot proceed with an evaluation or with the initial provision of special education and related services without the written consent of the parents. Giving written consent is voluntary. You can withdraw your written consent at any time by notifying the school in writing.

**Specialized Inclusion Program for Students with  
Moderate to Severe Learning Needs - Playbook**



Welcome to the 2015-16 SIP Playbook!

## Table of Contents

### Section 1: [Overview of SIP](#)

### Section 2: [Promoting Access and Collaboration](#)

- A. [Collaboration with GE Teachers](#)
  - a. [BOY Norm Setting](#)
  - b. [Ongoing Collaborative Structures](#)
  - c. [Co-Teaching](#)
  - d. [PD for classroom teachers](#)
  - e. [Classroom Teacher as IEP Team Members](#)
- B. [General Education Environment and Supports](#)
  - a. [Peer-to-peer Support](#)
  - b. [Disability Awareness Lessons](#)
  - c. [Hierarchy of Access](#)
  - d. [Independent Work Stations](#)
  - e. [Visual Supports](#)
  - f. [Evidence Based Practices](#)
- C. [Making Common Core State Standards accessible](#)
  - a. [NCSC](#)
  - b. [Learning Maps](#)
  - c. [Goalbook Pathways](#)
  - d. [Thematic units](#)

### Section 3: [Curriculum](#)

- A. [Replacement Curriculum](#)
  - a. [ELSB](#)
  - b. [Building with Stories](#)
  - c. [Sound Partners](#)
- B. [Supplemental Curriculum and Materials](#)
  - a. [ULS](#)
  - b. [Touch Math](#)
  - c. [Calendar Math](#)

### Section 4: [Communication](#)

- A. [Augmentative and Alternative Communication \(AAC\)](#)
  - a. [Low tech options](#)
  - b. [High tech options](#)
- B. [Environmental language supports](#)

### Section 5: [Assistive Technology](#)

- A. [Learning apps for the iPad](#)
- B. [Adapting iPad and Chromebook settings for student support](#)

### Section 6: [Behavior Supports](#)

# ROCKETSHIP

- A. [Behavior Intervention Plans](#)
- B. [Visual supports](#)
- C. [Social stories](#)
- D. [Video modeling](#)
- E. [Sensory supports](#)
- F. [Sensory breaks](#)

## **Section 7: [Student Assessment Tools](#)**

- A. [Curriculum Based Measurements](#)
- B. [Student Work Samples and Observations](#)

## **Section 8: [Logistics and Operations](#)**

- A. [SIP room set up](#)





## Section 1: Overview of SIP

Rocketship Education is committed to making our schools a viable option for all students and families, including students with disabilities. As our population of students with more significant disabilities has increased over the last several years, the Integrated Special Education team has been hard at work developing innovative systems for supporting these students. One of the structures within Rocketship that supports this program is our Specialized Inclusion Program, which is housed at select Rocketship sites. However, there are also students with moderate learning needs who attend non-SIP Rocketship schools. This playbook serves as a collection of frameworks and strategies that we have found to be most helpful in supporting our students with more moderate to severe learning and behavioral needs and is a resource for both SIP and non-SIP educators working with this population.

In an effort to continuously monitor and improve our SIP program for the students we serve, Rocketship will be conducting a program walk through 4 times throughout the 15-16 school year. During these walkthroughs student observations will be conducted over the course of 2-3 hours in common spaces around the school. Although this walkthrough is in place to improve outcomes for all students who participate in SIP, only 1 student will be selected for observation per campus for the entire school year to allow walk through teams to follow student response and progress over time. Walk through teams will consist of a variety of school team members including a school leader and program specialist/manager. They may also include a speech and language pathologist, occupational therapist, school psychologist, teacher, and other achievement team members from our Rocketship network. The walkthrough rubric can be found [here](#).

For more introductory information related to SIP, see the this program featured in the [Rocketship Beyond](#) blog.



## Section 2: Promoting Access and Inclusion

### Collaboration between General Education and Special Education Teams:

#### Beginning of Year Norm Setting

The foundation for meaningful inclusion for all students with disabilities is successful collaboration between general education and special education team members. Prior to the start of the school year, special education staff must proactively establish a collaboration schedule with general education teachers who will be working with the students on their caseload. We recommend that special education staff kick off collaborative relationships with school leaders and classroom teachers at the beginning of the school year with a formal “norm-setting” conversation. Topics can include frequency and format of formal collaboration, norming on the use of the “SIP space,” etc. A general guideline for this conversation can be found [here](#), and can be adapted to meet the needs of each team and student.

#### Ongoing Collaborative Structures

There is no set frequency for formal collaboration throughout the school year, but special education teams should plan to formally collaborate with general education teachers to support students with moderate-severe learning needs at least one time weekly. For Rocketship schools that have a formal Common Planning Time (CPT) structure for grade level collaboration, special education staff are encouraged to capitalize on this time for collaboration with grade level teams. For schools without a CPT structure, a weekly lunch planning meeting is suggested. Topics for discussion during co-planning sessions will depend on the time of year and needs of individual students, but could include:

- Aligning on upcoming instructional topics/units of study
- Problem-solving challenging behaviors
- Preparing for upcoming IEP meetings
- Co-analyzing formal or informal assessment data

These [CPT notes](#) here can be modified to meet the needs of individual school teams and students. It is also important to include general education teachers in the process of creating SIP student schedule and/or providing input and feedback. Sample student schedules can be found [here](#). Ongoing CPT planning time can be used to maintain individual student schedules.

#### Co-Teaching

At Rocketship, co-teaching involves two equally-qualified individuals who may or may not have the same area of expertise jointly delivering instruction to a group of students. Co-teaching is played out in many inclusion classrooms at Rocketship where a General Education teacher and a Special Education teacher share responsibility for classroom management and instruction. These professionals work with a group of students in a common space toward shared goals. Co-teaching can be very successful and improve overall student outcomes if executed properly and if strategic planning occurs. It is important to remember the key components to a successful

# ROCKETSHIP

co-teaching relationship: co-planning, co-teaching and co-assessing. Successful Rocketship co-teachers have formalized meeting and co-planning structures, a classroom culture around inclusiveness, opportunities for teacher skill modeling and matching and ongoing data collection. See the [Co-Teaching Vision of Excellence](#) and [Co-Teaching Playbook](#) for more specific guidance around co-teaching practices and collaboration. Additional Co-teaching materials can be found in [here](#).

## **Professional Development for General Education Teachers**

Another important avenue for collaboration across special and general education teams is professional development provided by the special education staff for school leaders and classroom teachers. Professional development can be delivered via consultation around specific students, or in more formal “mini-PD” sessions. Helpful topics for general education teachers working with students with moderate-severe learning needs might include:

- Building visual supports into the classroom environment
- Hierarchy of prompting for students with disabilities
- Encouraging meaningful interaction between students with disabilities and typically-developing peers
- Supporting language development for students with severe communication needs
- Classroom Behavior Support Strategies
- Work modification
- Function-based thinking
- Peer-assisted learning

## **Classroom Teachers as IEP Team Members**

In an inclusion setting, general education classroom teachers are an essential member of the IEP team for students with disabilities. Special education staff can support classroom teachers in understanding their role on the IEP team, both in terms of the development of the plan as well as implementation of the plan in the classroom setting.

Special education staff members play an important role in facilitating IEP meeting participation from general education teachers. We recommend that SIP specialists carve out time to co-prepare for upcoming IEP meetings with GE teachers.

## **General Education Environment and Supports:**

### **Peer-to-Peer Supports**

One of the primary benefits of inclusion for students with significant disabilities is increased social development and engagement with peers. In order for both students with disabilities and typically developing peers to benefit from these social interactions, special and general education teachers must thoughtfully structure opportunities for meaningful social interactions.

# ROCKETSHIP

SIP teams at Rocketship have found Peer Buddies to be an effective framework for providing both social and academic support to students with disabilities. A peer buddy is a typically-developing peer who is trained to provide support (such as prompting or redirection) to a student with a disability in the general education classroom. An effective peer buddy program benefits both the student with a disability and the typically-developing peer. Teams can use [this structure](#) to roll-out a peer buddy system, including [peer buddy applications](#).

## Disability Awareness Lessons

Disability awareness lessons explicitly teach students about disabilities and inter-individual differences. They provide an explanation for some of the differences students notice among their classmates and emphasize the importance of community, tolerance, and empathy. Resources for creating disability awareness lessons for the classroom can be found [here](#).

## Hierarchy of Access

Use the [Hierarchy of Access Guide](#) to guide IEP teams in the development of modifications for fully included students with moderate to severe learning needs.

## Independent Work Stations

An independent workstation is a system (generally a series of drawers or bins) that contains tasks (academic, fine motor, adaptive, etc.) that can be completed independently by the student. Generally, the first drawer or tub will contain a less-preferred task and will progress to a highly preferred task in the last drawer or tub, thus encouraging the student to complete a less preferred task in order to get access to a more highly preferred task. Check out a great video tutorial on setting up independent work stations on [The Autism Helper blog](#).

Example Independent Work Stations (*from Rocketship Mosaic*)



## Visual Supports

Environmental language supports can also support language development in both the SIP room and the general education environment. Consider including the following supports in both

# ROCKETSHIP

spaces (and see [this post](#) from The Autism Helper for lots of great examples of environmental language supports):

Example Visual Supports:

Label each area of the classroom



Post handy visuals by the doorway



Post visual schedules in the classroom (in addition to providing students with their individual visual schedules)

# ROCKETSHIP



MY MONDAY SCHEDULE			MY MONDAY SCHEDULE		
MORNING			AFTERNOON		
1	7:45 am	Waking Work	10	11:45 am	Practice
2	8:15 am	Calendar - Science	11	12:00 pm	Science/Spoken
3	8:30 am	Journal	12	12:30 pm	Math
4	9:00 am	Letter Work	13	1:00 pm	Snack
5	9:30 am	Art	14	1:25 pm	Class
6	9:45 am	Writing & Reading	15	1:45 pm	Meal/Activity
7	10:15 am	Light Writing	16	2:15 pm	On Home
8	10:30 am	Lunch & Access			
9	11:00 am	Quiet Time			

## Utilizing Evidence Based Practices in the Classroom

Evidence Based Practices (EBP) for Autism and other disabilities can be utilized in the general education classroom to support access, facilitation of IEP goal growth, and social interactions. For more information on EBP's for Autism see [here](#).

## Making Common Core Standards Accessible for Students with Significant Disabilities:

The common core state standards (CCSS) articulate rigorous grade-level expectations in mathematics and English Language Arts. These common standards provide a historical opportunity to improve access to rigorous academic content standards for students with disabilities. Students with significant cognitive disabilities, however, will require substantial supports and accommodations in order to have meaningful access to certain standards in both instruction and assessment, based on their communication and academic needs.

## National Center and State Collaborative (NCSC)

One of the most useful resources available to support special educators in planning CCSS-aligned instruction is the [National Center and State Collaborative \(NCSC\) wiki](#). Among the resources available in this collection are:

- [Learning Progressions Frameworks](#): The LPFs are based on research that describes how understanding of core concepts in English Language Arts and Mathematics typically develop over time when students have the benefit of high quality instruction. These frameworks offer a guide for the development of curriculum and assessment and assist educators in lesson planning. These can be a helpful tool in strategically backwards

# ROCKETSHIP

mapping from a grade level common core standard to the functional level of an individual student.

- **Core Content Connectors:** Core Content Connectors identify the most salient grade-level, core academic content in ELA and Mathematics found in both the Common Core State Standards and the Learning Progression Frameworks. CCCs illustrate the necessary knowledge and skills in order to reach the learning targets within the LPF and the CCSS, focus on the core content, knowledge and skills needed at each grade to promote success at the next, and identify priorities in each content area to guide the instruction for students in this population and for the alternate assessment.
- **Content Modules:** Content Modules provide explanations and examples of the concepts contained in the Common Core State Standards that may be difficult to teach or unfamiliar to special education teachers. These modules can be used by teachers at the elementary, middle, and high school levels. They promote an understanding of the concepts so that a teacher can begin to plan how to teach the concepts to students and they provide teachers with potential adaptations and modifications to consider when designing materials and instruction.

## **Dynamic Learning Maps - Essential Elements**

[The Dynamic Learning Maps Essential Elements](#) are specific statements of knowledge and skills linked to the grade-level expectations identified in the Common Core State Standards. The purpose of the Dynamic Learning Maps Essential Elements is to build a bridge from the content in the Common Core State Standards to academic expectations for students with the most significant cognitive disabilities. Like NCSC's Learning Progression Frameworks, the DLM Essential Elements are a highly useful tool in backwards-mapping CCSS for students with significant disabilities.

## **Goalbook Pathways**

[Goalbook Pathways](#) is another useful tool in planning to make CCSS accessible to students with significant learning needs. Teachers can browse CCSS by grade level and view a pathway of understanding needed to master the standard, along with embedded UDL strategies and formative assessment tools.

## **Thematic Units**

Thematic units utilize a single topic, theme, or overarching activity to bridge student learning across all academic, adaptive, and functional areas. They can be designed around a single activity, such as going to the store, or around a theme, such as "making our own food."

Thematic units can last several days or weeks, and support generalization and application of skills. Sample thematic unit materials and guides can be found [here](#).



### Section 3: Curriculum

Like all students at Rocketship, students with moderate to severe learning needs are enrolled in a general education classroom and spend much of their school day being educated alongside typically-developing peers. Like all students with disabilities, however, they also have unique learning and behavioral needs that require more intensive specialized instruction and support. Their IEP teams are tasked with designing individualized programming which ensures education in the least restrictive environment while also providing the services and supplemental supports that ensure they receive meaningful educational benefit. Rocketship has several supplemental curricular resources to support students with moderate to severe learning needs.

#### Replacement Curriculum:

**Early Literacy Skills Builder (ELSB)** is an intensive intervention program that incorporates systematic instruction to teach both **print** and **phonemic awareness**. ELSB is a multi-year program with seven distinct levels and ongoing assessments so students progress at their own pace. It incorporates scripted lessons, least-prompt strategies, teachable objectives, built-in lesson repetition, and ongoing assessments. All students begin at Level 1. Instruction is one-on-one or in small groups. Teach scripted lessons daily in two 30-minute sessions. On the completion of each level, formal assessments are given. ELSB should be done in small groups. It should be implemented by any trained professional. Additional materials can be viewed [here](#).

#### *Essential Elements*

<i>Lesson Components</i>	<i>Materials</i>	<i>Curriculum Starting Points</i>	<i>Assessment</i>
<ul style="list-style-type: none"> <li>● Phonemic Awareness</li> <li>● Phonics</li> <li>● Comprehension</li> <li>● Vocabulary</li> <li>● Fluency Work</li> </ul>	<ul style="list-style-type: none"> <li>● Implementation Guide</li> <li>● Teacher's Manual</li> <li>● Student Material Books</li> <li>● Student Assessment Books</li> <li>● Moe the Frog Puppet</li> <li>● All About Moe Stories</li> <li>● DVD for staff training</li> <li>● CDs with printable PDFs</li> <li>● Sight Word Flashcards</li> <li>● Implementation Fidelity Checklist</li> </ul>	<ul style="list-style-type: none"> <li>● Students start at lesson 1</li> </ul>	<ul style="list-style-type: none"> <li>● Built-in mastery assessments</li> <li>● Performance observations</li> <li>● AIMSweb (supplemental)</li> </ul>



# ROCKETSHIP

**Building with Stories** complements Early Literacy Skills Builder and is designed to focus on **vocabulary** and **comprehension** development. The program is centered on a research-based ten-step framework designed to foster vocabulary understanding, print awareness, listening comprehension, communication independence, and word knowledge. It includes 10 award-winning story books, manipulatives, and scripted lessons within a teacher's manual. Building with Stories should be taught in a small group setting 3-5 times weekly in 30 minute sessions. (See [this PPT](#) for an overview of using Building with Stories to encourage communication). Additional materials can be viewed [here](#).

### *Essential Elements*

<i>Lesson Components</i>	<i>Materials</i>	<i>Curriculum Starting Points</i>	<i>Assessment</i>
<ul style="list-style-type: none"> <li>● Vocabulary</li> <li>● Print awareness</li> <li>● Listening comprehension</li> <li>● Word knowledge</li> </ul>	<ul style="list-style-type: none"> <li>● Storybooks</li> <li>● Story-related manipulatives</li> <li>● Repeating storyline stickers</li> <li>● Student materials book</li> <li>● Teacher's manual</li> <li>● CD with printable PDFs</li> </ul>	<ul style="list-style-type: none"> <li>● Teacher determined</li> </ul>	<ul style="list-style-type: none"> <li>● Informal performance observation</li> <li>● Built-in mastery assessments (checklists)</li> </ul>

**Sound Partners** is an explicit, balanced, phonics-based tutoring program that provides individual instruction in early reading skills. Using lessons specifically designed for tutors, paraprofessionals, and assistants, this research-based solution:

- Improves phonemic awareness, decoding, word identification, and spelling skills
- Provides kindergarten instruction in phonological skills (syllable segmenting) and initial sound identification, and scaffolded practice in phoneme segmenting
- Includes application of word-reading skills through storybook reading practice

Additional Sound Partners materials can be viewed [here](#).

### **Supplemental Curriculum/Materials:**

**Unique Learning System** is an online, interactive, standards-based curriculum specifically designed for students with special needs. Subscribers download and interact with monthly, instructional, thematic units of study. Each unit contains special education lesson plans and interactive materials teachers can implement into classroom learning activities. All materials are created using SymbolStix symbols. The unit lesson plans define three levels of differentiated tasks which accommodate the diversity of learners with significant disabilities.

# ROCKETSHIP

**Touch Math** is a multisensory math program that makes critical math concepts appealing and accessible for students who struggle to understand grade-level content. It is specially designed for students who struggle with computation and with memorizing math facts.

## Essential Elements

<i>Lesson Components</i>	<i>Materials</i>	<i>Curriculum Starting Points</i>	<i>Assessment</i>
<ul style="list-style-type: none"> <li>● Introduction/Warm Up/Review</li> <li>● Counting</li> <li>● Addition and Subtraction</li> <li>● Work Problems</li> <li>● Skip Counting</li> <li>● Multiplication and Division</li> <li>● Time</li> <li>● Money</li> <li>● Fractions</li> <li>● Closing/Final CFU</li> </ul>	<ul style="list-style-type: none"> <li>● Touch point poster</li> <li>● Implementation Materials (PDF)</li> <li>● Manipulatives</li> <li>● Attendance/ Lesson Completion Logs</li> <li>● Progress Reports (for teachers and/or parents)</li> <li>● Implementation Fidelity Checklist</li> </ul>	<ul style="list-style-type: none"> <li>● Students can start at any point in the curriculum. Starting point is based on assessment data and mastered concepts.</li> </ul>	<ul style="list-style-type: none"> <li>● Built in mastery quizzes and performance observations</li> </ul>

You can find all of our Touch Math materials, including the curricula and training materials, on [Box](#).

**Calendar Math** is not a curriculum but rather a series of math routines around the calendar which help students explore a range of math concepts (counting, patterns, time, sequencing, etc.) in a meaningful, interactive way. See [this website](#) for a list of helpful calendar math resources. Calendar math materials can be inexpensively purchased from most teacher supply stores, including [Lakeshore](#). Additional calendar math materials can be viewed [here](#).

# ROCKETSHIP

## Section 4: Communication

Students with moderate to severe learning needs often struggle with expressive and receptive language. Augmentative and Alternative Communication tools and environmental language supports are essential tools to help our students understand their environments and express themselves.

### Augmentative and Alternative Communication (AAC)

Augmentative and alternative communication (AAC) includes all forms of communication (other than oral speech) that are used to express thoughts, needs, wants, and ideas. AAC can range from low-tech (e.g. Picture Exchange Communication Systems) to high-tech (e.g. an Ipad with an app for communication).

### Low Tech Options

Picture Exchange Communication System (PECS):

PECS is designed to teach functional communication skills with an initial focus on spontaneous communication. The system begins with teaching a student to exchange a picture of a desired item with a teacher/communicative partner, who immediately honors the request. After the student learns to spontaneously request for a desired item, the system goes on to teach discrimination among symbols and then how to construct a simple sentence. Resources to support the use of PECS include [Boardmaker](#) (we have two copies at Rocketship), [Do2Learn](#) (free printable picture symbols), and [Pyramid Educational Consultants](#) (the original developers of the PECS system). Check out this online [Autism Internet Module](#) for a complete training on how to incorporate PECS in to your classroom (password required).



Student gives the PECS symbol to a person to communicate, to teach social use of language.

Single Message Buttons:

# ROCKETSHIP

A single or sequential message AAC device is a great, low-tech tool for students who have significant fine motor deficits, or who are just starting out with AAC. These devices (the [BIGmack Communicator](#) is a popular tool) feature one large button that can be pressed to express a single (or sequential) message. Common uses for single message buttons are for activating scanning systems for students with limited motor control or coordination, or for location-specific phrases such as “good morning” outside the classroom door for students to press as they enter the classroom, and “good bye” by the door frame for students to press as they exit the classroom.



A single message can be recorded to play each time the button is pushed.

## Communication Notebooks:

Communication notebooks are low tech communication systems for students who either use PECS or need visual icons to support their verbal communication. Communication notebooks typically consist of a 3 ring binder loaded with laminated pages of icons that students might need to communicate in a variety of situations. Pages are typically organized by tabs based on activity or social function, with a “core communication” section of the notebook that folds out to be easily accessible no matter what page the student is on within the binder system. [Here](#) is a link to a brief tutorial on communication notebooks along with resources for starting a communication notebook.




# ROCKETSHIP

Sample Communication Notebook -- the bottom is the core vocab that remains constant, and the top part flips depending on the context, need, or activity.

## Activity Boards:

Activity boards are a simple low tech option for supporting communication or helping students think of ideas of what to say during specific activities. Typically, activity boards are printed, laminated, and used during a specific activity to support student communication. Typically, students using an activity board point to an icon to communicate. Several activity boards can be grouped and put into a communication notebook. These can be useful for students who are verbal but have word finding difficulties to prompt ideas of what to say, or for students who are overstimulated by high tech voice output options at first.



Sample Activity Board for an art activity

## High Tech Options:

There are a variety of high tech options for students who need AAC support. Often, high tech options include voice output devices into which activity boards are programmed. When an icon is touched or activated, the device says the message out loud, and many high tech options have the capability of combining single icons into phrases and sentences.

[Go Talk Now](#) is the most commonly used AAC app in our SIP programs. Produced by the same company as ELSB and Building with Stories, Go Talk Now allows educators to complete communication boards that can be used to support both academic and communication goals for students in SIP. The [Go Talk Now User Guide](#) provides detailed instructions on use of the app. Shared communication boards are available to download from a shared g-mail account.

To access this account, go to the "Settings" in your communication iPad, click on "Mail, Contacts, & Calendars," then in the top right under "Accounts" choose "Add Account." Next, choose "Google," and then enter the name as AAC, the e-mail address as [aac@rsed.org](mailto:aac@rsed.org) and the password as: RocketshipISE. Then, when you go into your "Mail" app, you can choose to

# ROCKETSHIP

pull up the AAC account, and you will see that TJ has e-mailed shared AAC boards to this account. Just open an e-mail and click on the "Click here on your iPad to install this template" link, and then follow the instructions in our shared "AAC Board Sharing" "Receiving Boards" page on G-drive. Important note: Do NOT delete any e-mails from this account while you are logged into it! This will be a place for us to ALL access archives of our boards. If you have any questions or need help troubleshooting, please contact T.J. Ragan at [tragan@rsed.org](mailto:tragan@rsed.org).

When you create a new communication board for a student, it is best to follow some agreed-upon norms. These are recommended to ensure access and consistency across boards for students and can be found [here](#).

## Environmental Language Supports

Environmental language supports can also support language development in both the SIP room and the general education environment. Consider including the following supports in both spaces (and see [this post](#) from The Autism Helper for lots of great examples of environmental language supports). Also consider providing sentence stems to encourage spontaneous language for students.



Teams may also want to consider using the [Promoting Access to Alternate Modes of Response and Communication guide](#) to support language development across educational spaces.



## Section 5: Assistive Technology

Assistive technology is any kind of technology that can be used to enhance the functional independence of a person with a disability. Often, for students with disabilities, accomplishing daily tasks such as talking with friends, going to school, or participating in recreational activities is a challenge. Assistive Technology (AT) devices are tools to help to overcome those challenges and enable people living with disabilities to enhance their quality of life and lead more independent lives. See [this IRIS training module](#) for a general overview of Assistive Technology, as well as ideas for effectively incorporating AT in to the classroom. Also view recommended learning apps for the ipad [here](#).

### iPad Learning Apps

The iPad is a highly useful assistive technology tool that supports both academic skill development and communication. All SIP programs have access to Ipads for both learning and communication, and some of our recommended learning apps include:

- [Injini](#): The developers of the Injini suite are parents of a child with Autism, and they specially designed the app to create superior play-based learning experiences for students with cognitive, language, and fine motor delays.
- [Starfall](#): The Starfall suite reinforces basic literacy and numeracy skills through engaging, play-based experiences.
- [Skywriter](#): Skywriter is a fun way for students to practice fine motor and basic writing skills.
- [One More Story](#): One More Story is an interactive online library of the best children's illustrated literature. Students can listen and follow along with highlighted text as a story is read to them, or read it themselves in the I Can Read It mode, clicking on words to hear them read aloud.
- [Touch Math Apps](#): The Touch Math suite complements the physical Touch Math curriculum
- [BookCreator](#): BookCreator allows students to create their own e-books, a great way to make reading applicable and engaging for students with disabilities

[This wiki page](#) describes seven stages of learner, ranging from Stage 1 where a learner is just beginning to use a device to control a computer, to Stage 7 where a learner is able to independently write using a computer. Apps are recommended for each stage of assistive technology user. View additional recommended iPad learning apps [here](#).

### Chromebook Modifications

There are a number of basic modifications that can be made to our Chromebooks in order to support students with visual disabilities or fine motor delays. These include:

- [Enlarging the mouse](#)

# ROCKETSHIP

- [Slowing mouse movement](#)
- [Allowing Page Zoom](#)
- [Add text-to-speech functionality](#)

## Section 6: Behavior Supports

### Behavior Intervention Plans

The process for creating behavior intervention plans is the same for all students, including students with moderate to severe disabilities, and includes:

Identifying the target behavior → Collecting baseline data → Hypothesizing the function of the behavior → Generating a replacement behavior (that serves the same function) → Creating a SMART goal → Identifying necessary environmental changes → Creating a teaching and reinforcement plan, and → Developing a response/reaction plan.

However, behavior intervention plans for students with moderate-severe learning needs will often include unique supports designed to support students with more significant learning or communication needs. See some examples of high quality behavior intervention plans that have been created for students participating in the SIP program [here](#). Also view behavior support tools [here](#).

### Visual Supports

Visual supports are an invaluable behavior management tool in the SIP program. Visual supports for behavior can include:

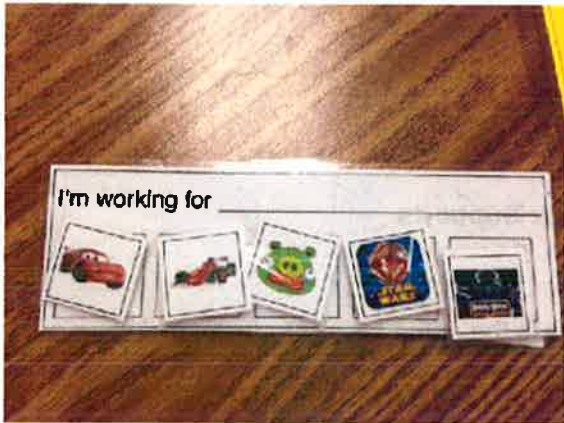
When/then charts: When/then charts provide a visual reminder to students of what tasks need to be completed before they can gain access to a preferred task.




Choice boards: Choice boards provide a visual representation of the incentive choices that a student can be working towards.



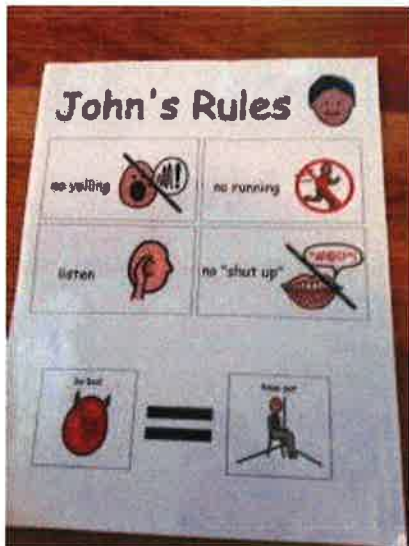
# ROCKETSHIP



Incentive trackers/charts



Visual reminders of rules (classwide or for a specific student)



# ROCKETSHIP

See the [Autism Internet Modules](#) for a great training module on visual supports.

## Social Stories

Social stories or narratives are an evidence-based strategy for teaching routines or behavior expectations to students on the Autism Spectrum as well as other students with moderate to severe learning needs. A social story describes a situation, skill, or concept in terms of relevant social cues, perspectives, and common responses in a specifically defined style and format. The goal of a Social Story is to share accurate social information in a patient and reassuring manner that is easily understood by its audience.'

Carol Gray is the guru of social stories, and her resources can be found at <http://carolgraysocialstories.com/>. When you're ready to create your own social stories, [Autism Internet Modules](#) includes a module on social narratives, which describes in detail how to create clear, effective social narratives to teach behavior expectations.

*Example social story/reflection table at Rocketship Mosaic*



## Video Modeling

Video modeling is another evidence-based technique for teaching students behavior expectations and routines. In video modeling, the student or a staff member models the routine or expected behavior in a short video that also narrates the sequence or expectations. The video is recorded on an iPad, and can then be watched by the student as needed in the future to reinforce the expectations. The [Autism Internet Modules](#) includes a training module on how to structure video modeling as a behavioral instruction technique.

## Sensory Supports

Students with moderate to severe needs often require additional sensory supports to access their classroom and academic settings. These supports could be as simple as a quiet fidget

# ROCKETSHIP

tool, scheduling sensory movement breaks throughout the student's day, or following a sensory diet. Sensory input can be calming or alerting to a student, and sensory supports should be provided with this in mind. Calming inputs include movements that are provided with [deep, firm pressure](#) (i.e. hugs, squishes) or input provided in a linear motion (i.e. rocking chair). [Alerting](#) inputs include movements that are quick and light (i.e. tickling, unexpected touch), or input that is rotational (i.e. spinning). Some students may also benefit from [Sensory Stories](#) for sensory activities or routines that would benefit from a social story (i.e. standing in line, eating lunch, circle time, etc).



Pencil with chew top for oral sensory input, and weighted grip for additional input into hand.



Rolling therapy balls across student's body for deep pressure (calming) input.

## **Sensory Breaks**

Sensory breaks are sensory input and movement opportunities that are intentionally scheduled throughout a student's day to coincide with visible trends and to break longer chunks of time into more manageable amounts of time to attend. Sensory breaks take into account the environment, time of day, and input required by student. Sensory breaks should be created for an individual student to meet the needs of their schedule and sensory system, and should be updated whenever a schedule change occurs or routine is changed. Handouts can be found [here](#) and sample sensory break schedules can be found [here](#).

# ROCKETSHIP

Sensory Star Desk Strip 1 - words



Sample Sensory Diet Desk Strips



## **Section 7: Student Assessment Tools**

### **Curriculum Based Measurements:**

Curriculum-Based Measurements (CBM) is a method teachers use to find out how students are progressing in basic academic areas. CBM's support in measuring and tracking progress of discrete academic skills such as math, reading, writing, and spelling compared to peers across the nation. View CBM's and National norms [here](#).

Student work samples and observations can also be used to assess student progress and responsiveness.

## **Section 8: Logistics and Operations**

### **Setting up the SIP space**

The SIP space should be set up to promote independence, access, and discrete skill growth. Within the physical space, the following space indicators and environmental supports and tools can be used to optimize student learning:

- Swing is hung up/sensory baskets available
- Student break procedure is visible
- Student calendar visible (e.g. for calendar math, school holidays, etc.)
- Staff and/or student facing wall schedule
- Individualized student visual schedule is accessible for target student within the space
- iPad charging station visible

Also within the SIP space, intentional work and sensory breaks should be differentiated within the space for target student. Staff monitors work break with timer and student has opportunity for choice prior to break.

# ROCKETSHIP

## Appendix

### SIP Box Tour

<p><b><u>Curriculum and Supplemental Materials</u></b></p>	<ul style="list-style-type: none"> <li>● Step up to Writing</li> <li>● Touch Math</li> <li>● Rocket Math</li> <li>● ELSB</li> <li>● Reading Fluency Routines</li> <li>● Building with Stories</li> <li>● Sound Partners</li> <li>● Thematic Unit tools</li> <li>● Calendar Math tools</li> </ul>
<p><b><u>Behavior Support Tools</u></b></p>	<ul style="list-style-type: none"> <li>● Social stories</li> <li>● Zones of Regulation materials</li> <li>● Expected/Unexpected tools</li> <li>● The incredible 5 point scale</li> <li>● Sample Behavior Intervention Plans</li> <li>● Behavior planning tools</li> </ul>
<p><b><u>Classroom Tours</u></b></p>	<ul style="list-style-type: none"> <li>● Pictures</li> <li>● Video's</li> </ul>
<p><b><u>Setting up the SIP Space</u></b></p>	<ul style="list-style-type: none"> <li>● Optimizing the SIP space</li> <li>● Differentiated breaks</li> <li>● SIP room shopping list</li> </ul>
<p><b><u>Assistive Technology</u></b></p>	<ul style="list-style-type: none"> <li>● Recommended ipad app lists</li> </ul>
<p><b><u>AAC and Promoting Access to Response/ Communication</u></b></p>	<ul style="list-style-type: none"> <li>● Response and communication guide for school teams</li> <li>● Go Talk Now board set up instructions and norms</li> </ul>
<p><b><u>Program Overview and Assessment Tools</u></b></p>	<ul style="list-style-type: none"> <li>● SIP walk through rubric</li> <li>● Program overview</li> </ul>
<p><b><u>Peer Buddy Supports</u></b></p>	<ul style="list-style-type: none"> <li>● Facilitating up a peer buddy relationship</li> <li>● Peer buddy applications</li> </ul>
<p><b><u>Inclusion Support Tools</u></b></p>	<ul style="list-style-type: none"> <li>● Hierarchy of access</li> <li>● Prompting hierarchy</li> </ul>



### Other Research/Informational Resources:

Encouraging meaningful interaction between students with disabilities and typically-developing peers

- [Encouraging friendships between kids with disabilities and peers](#) (Dos and Don'ts)

Supporting language development for students with severe communication needs

- [AAC Overview](#) (ASHA resource)
- [Integrating AAC in to the Classroom](#) (ASHA resource)

Professional Development Presentations

1. Building visual supports into the classroom environment
  - [Make it Visual](#) (presentation developed by Lindsay Smallwood, Special Education Teacher)
2. Supporting language development for students with severe communication needs
  - [Introduction to AAC](#) (Presentation developed by TJ Ragan, Bay Area SLP)
3. Classroom Behavior Support Strategies (including Sensory Supports)
  - [Optimizing the SIP Room to Support Sensory Needs](#) (Presentation developed by Larissa Ksar, Bay Area OT)
  - Sensory Smart Classrooms, [Part 1](#) and [Part 2](#) (Presentations developed by Larissa Ksar, Bay Area OT & Brianna Sullivan, Bay Area School Psych)
  - [SIP Sensory Supports](#) (Presentation developed by Larissa Ksar, Bay Area OT)
  - [Function-Based Thinking and Planning](#) (Presentation developed by Genevieve Thomas and Caitlin Gallagher, Bay Area Program Specialist)
  - [Functional Behavior Assessment](#) (IRIS module)
4. Work modification
  - [Accessing the General Education Curriculum: Inclusion Considerations for Students with Disabilities](#) (IRIS module)
  - [Accommodations: Instructional and Testing Supports for Students with Disabilities](#) (IRIS module)
5. Autism Best Practices:
  - [Autism Internet Modules](#) - The Autism Internet Modules website provides video training modules that teach educational professionals how to implement a wide range of evidence-based best practices for working with students on the Autism Spectrum. Free account required to access the modules.

Disability specific resources


- [The Autism Internet Modules website](#) includes a 2 hour training module with lots of suggestions for structuring peer-mediated instruction and support in the general education classroom (password required).



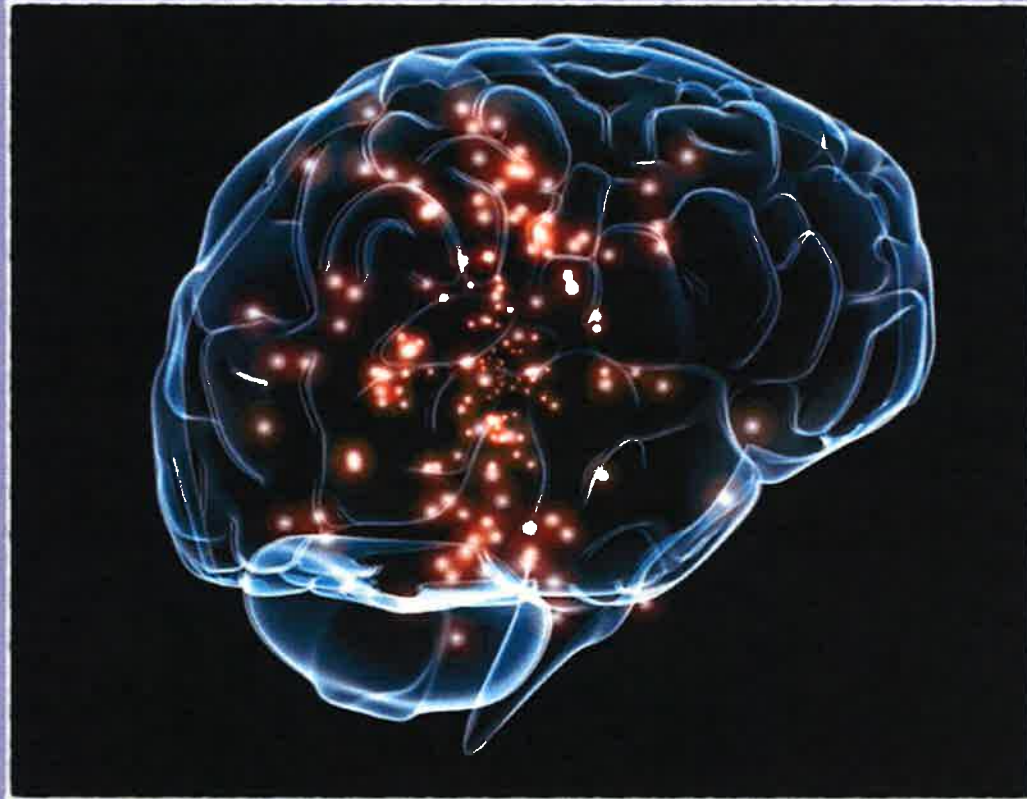
# Intro to UDL

## Achievement for All





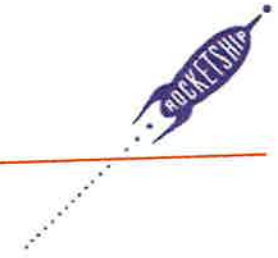
# Guess what?



You just applied

UDL

# Agenda & Objectives



	Component	Time
	Warm-Up & Opening	5 min.
	Intro to UDL	10 min.
	Barriers	10 min.
	UDL Case Study	30 min.
	Reflection and Closing	5 min.

**By the end of this session, teachers will...**

- **articulate** the three areas of Universal Design for Learning (UDL) and **hypothesize** their application to planning and execution.
- **identify** barriers and pathways to address barriers for one case study student.

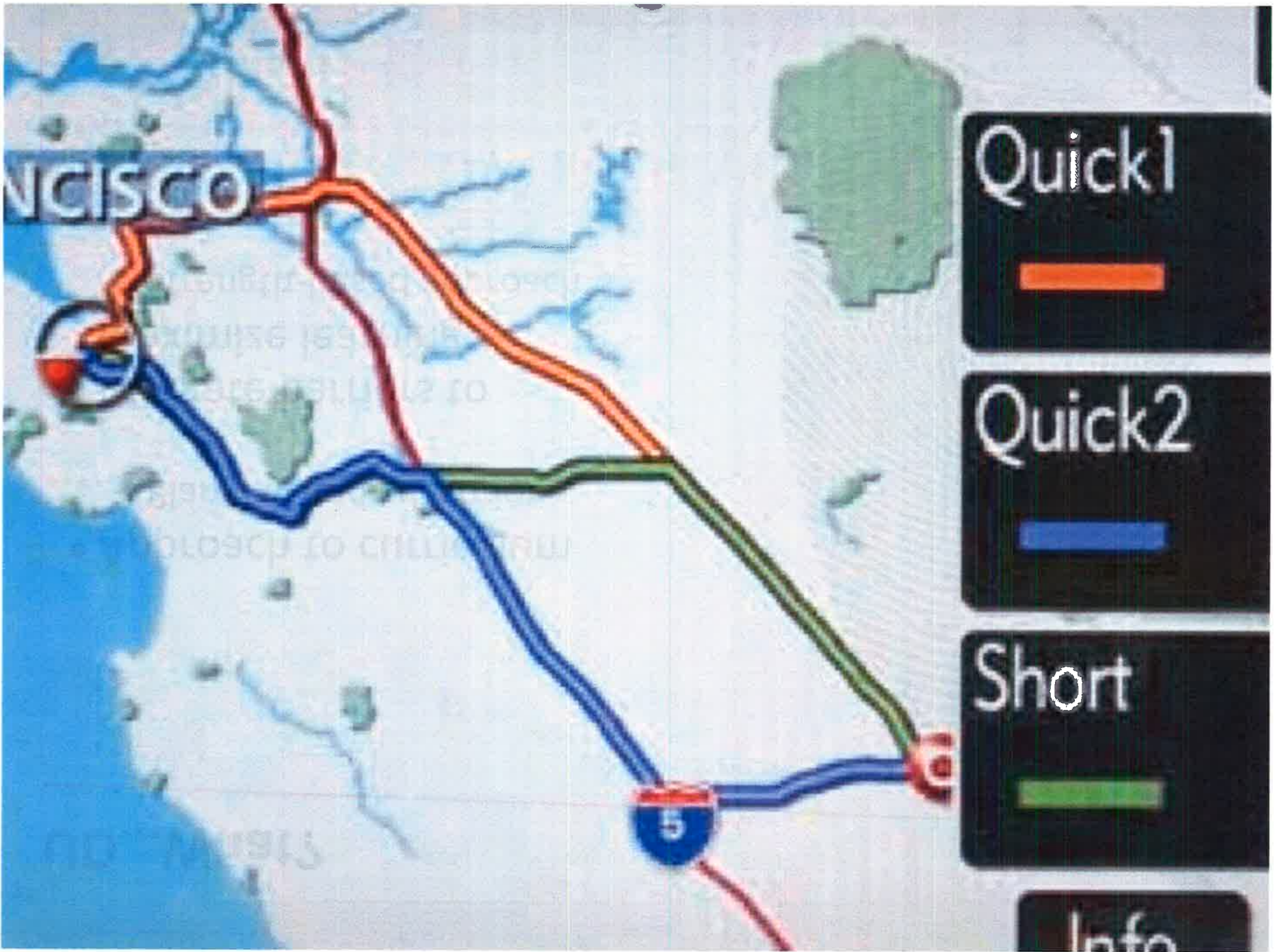
# UD...What?

---



- Approach to curriculum
  - Planning and execution
- Mitigate barriers to maximize learning
  - Strength-based approach





Where did universal design start?







# Universal

Curriculum that can  
be accessed and  
used by everyone.





# Design

---

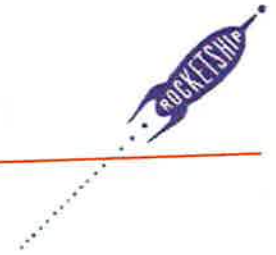
If you design for those in the margins, your design benefits everyone.



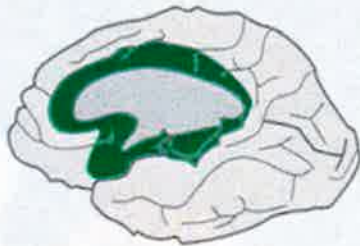
# Learning

Learning is not one thing. We need a curriculum that engages the three networks.

# UDL Networks



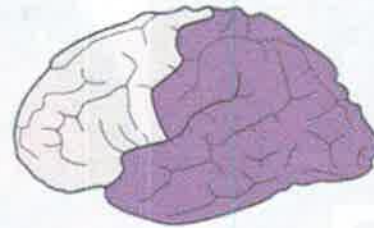
AFFECTIVE NETWORKS:  
THE **WHY** OF LEARNING



## Engagement

For purposeful, motivated learners, stimulate interest and motivation for learning.

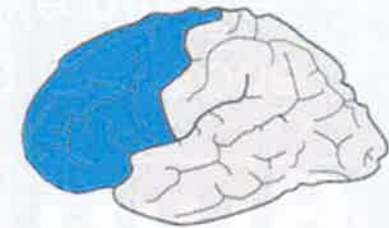
RECOGNITION NETWORKS:  
THE **WHAT** OF LEARNING



## Representation

For resourceful, knowledgeable learners, present information and content in different ways.

STRATEGIC NETWORKS:  
THE **HOW** OF LEARNING



## Action & Expression

For strategic, goal-directed learners, differentiate the ways that students can express what they know.

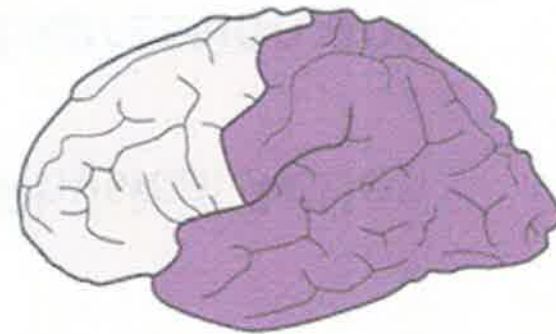
# Recognition → Representation

---



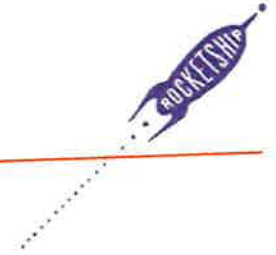
- Comprehension
- Perception
- Language Symbols

RECOGNITION NETWORKS:  
THE **WHAT** OF LEARNING

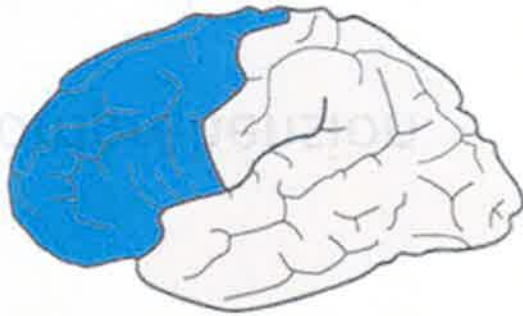


# Strategic → Representation

---




STRATEGIC NETWORKS:  
THE **HOW** OF LEARNING



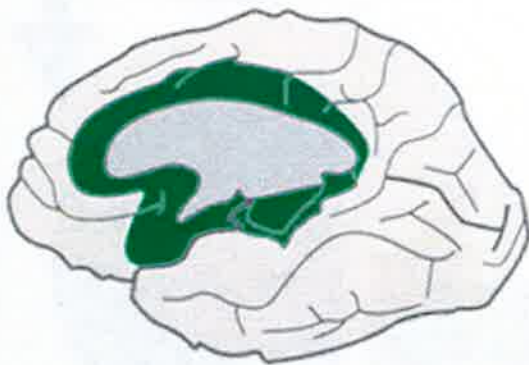
- Physical Action
- Expression and Communication
- Executive Functioning

# Affective → Engagement

---



AFFECTIVE NETWORKS:  
THE **WHY** OF LEARNING



- Recruiting Interest
- Sustaining Effort and Persistence
- Self-Regulation



Teach,  
evaluate  
revise



Use UDL  
to plan  
learning

What are  
we here to  
do?



Identify  
potential  
barriers to  
learning

Materials,  
Methods,  
Assessment





# Barriers: Materials

---



- Manipulatives
- Music/Sound
- Computer
- Paper/Pencil
- Video
- Text
- Images



# Barriers: Methods

---

- Seat Work
- Locations
- Groupings
- Written Presentation
- Lecture
- Reading
- Group Work




***"I expect you all to be independent, innovative, critical thinkers who will do exactly as I say!"***

# Barriers: Assessment

---

- Matching
- Fill in the Blank
- Mult. Choice
- Essays
- Oral
- Presentations
- Powerpoint






# Gallery Walk

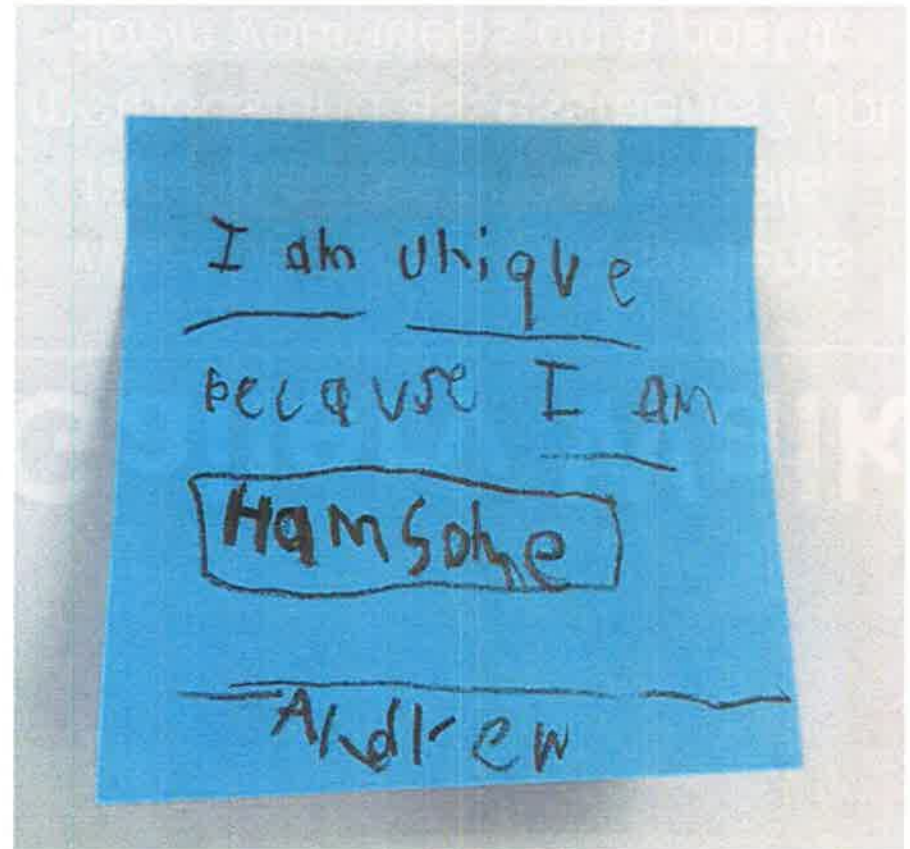
What barriers might students face in accessing materials, methods and assessments? Jot down your ideas on a post it.

# Case Study

---



- Meet your students!
  - Strengths and interests
  - Potential barriers
- Strategies for...
  - Representation
  - Expression
  - Engagement



**SWBAT write a paragraph describing the life cycle of a butterfly using domain-specific vocabulary.**

<b>UDL Principle</b>	<b>Key Question or Guideline</b>	<b>Lesson Component</b>
<b>Representation</b>	How is the information in the learning activity presented to the student?	Students read a short article about a butterfly's life cycle.
<b>Action + Expression</b>	How will the student participate and demonstrate mastery in the learning activity?	Students write a paragraph that describes each stage in the metamorphosis cycle.
<b>Engagement</b>	How will students be motivated and sustain interest in the learning activity?	Students think-pair-share about an experience from their own lives.

## UDL Principle: **Representation**

↳ **UDL Guidelines** (barriers that might prevent students from learning):

### **1** Perception

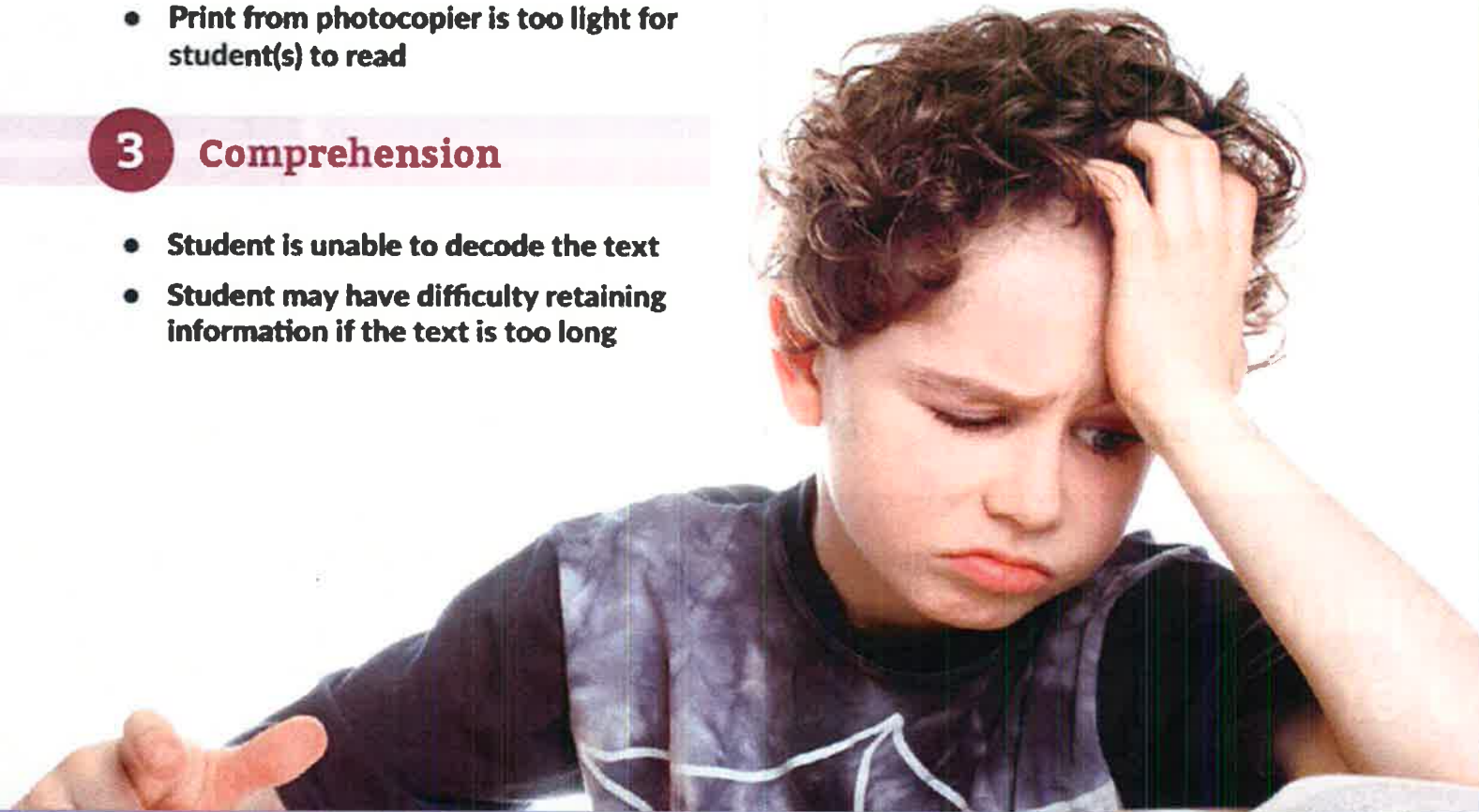
- Student may lack background knowledge

### **2** Language, Expressions, and Symbols

- Print is too small for student to read
- Print from photocopier is too light for student(s) to read

### **3** Comprehension

- Student is unable to decode the text
- Student may have difficulty retaining information if the text is too long



## UDL Principle: **Representation**



**UDL Guidelines** (barriers that might prevent students from learning):

- 1 Perception**
- 2 Language, Expressions, and Symbols**
- 3 Comprehension**

### **POSSIBLE BARRIERS TO COMPREHENSION**

- Student is unable to decode the text
- Student may have difficulty retaining information if the text is too long

Checkpoints that specifically target barriers to comprehension

- 3.1** Activate or supply background knowledge
- 3.2** Highlight patterns, critical features, big ideas, and relationships
- 3.3** Guide information processing, visualization, and manipulation
- 3.4** Maximize transfer and generalization



**Checkpoint** In order to...

**The teacher could...**

**3.1**

**activate or supply  
background knowledge**

review key vocabulary with illustrations before students engage with the text.

**3.2**

**highlight patterns,  
critical features, big  
ideas, and relationships**

chunk the text so each section corresponds to each stage of metamorphosis.

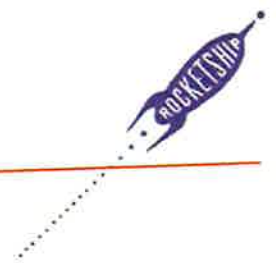
**3.3**

**guide information  
processing**

pair a graphic organizer with the text, providing a structured method for note-taking while students read.

# Case Study

---



- With alike teachers...
  - Select a student profile
  - Read LP with student needs in mind
  - Brainstorm enhancements using UDL strategies handout
- Strategies for...
  - Representation
  - Expression
  - Engagement



# Our Favorite Things

---



- Your packet!
- [udlcenter.org](http://udlcenter.org)
- [cast.org](http://cast.org)
- [goalbookapp.org](http://goalbookapp.org)
  - Paid
  - UDL Wizard
  - Pathways






# Case Study Work Time



## Case Study Presentations

FOR A FAIR SELECTION  
EVERYBODY HAS TO TAKE  
THE SAME EXAM: PLEASE  
CLIMB THAT TREE



# Coming Up...

---



## At your site...

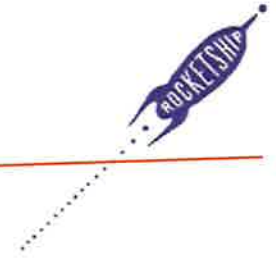
- Co-planning with a UDL focus
- Observations focused on UDL elements

## In the network...

- Quarterly PD
  - Work analysis
  - Co-planning
  - What else?

# Goodbye...for now!

---




By the end of this session, teachers will...

- **articulate** the three areas of Universal Design for Learning (UDL) and **hypothesize** their application to planning and execution.
- **identify** barriers and pathways to address barriers for one case study student.

## Thank you!





# Student Success Team (SST) and Pre-Referral Process

2015-2016  
School Site Training

## What is an SST?

- A Student Support Team (SST) meeting is a team-based problem-solving meeting for individual students.
- A team of key stakeholders (parents, teachers, a school leader, school psychologist, etc.) gather to share information, discuss concerns and create an intervention plan for individual students.
- This is also how we screen and filter kids to be evaluated for special education, when appropriate.

# What is an SST?

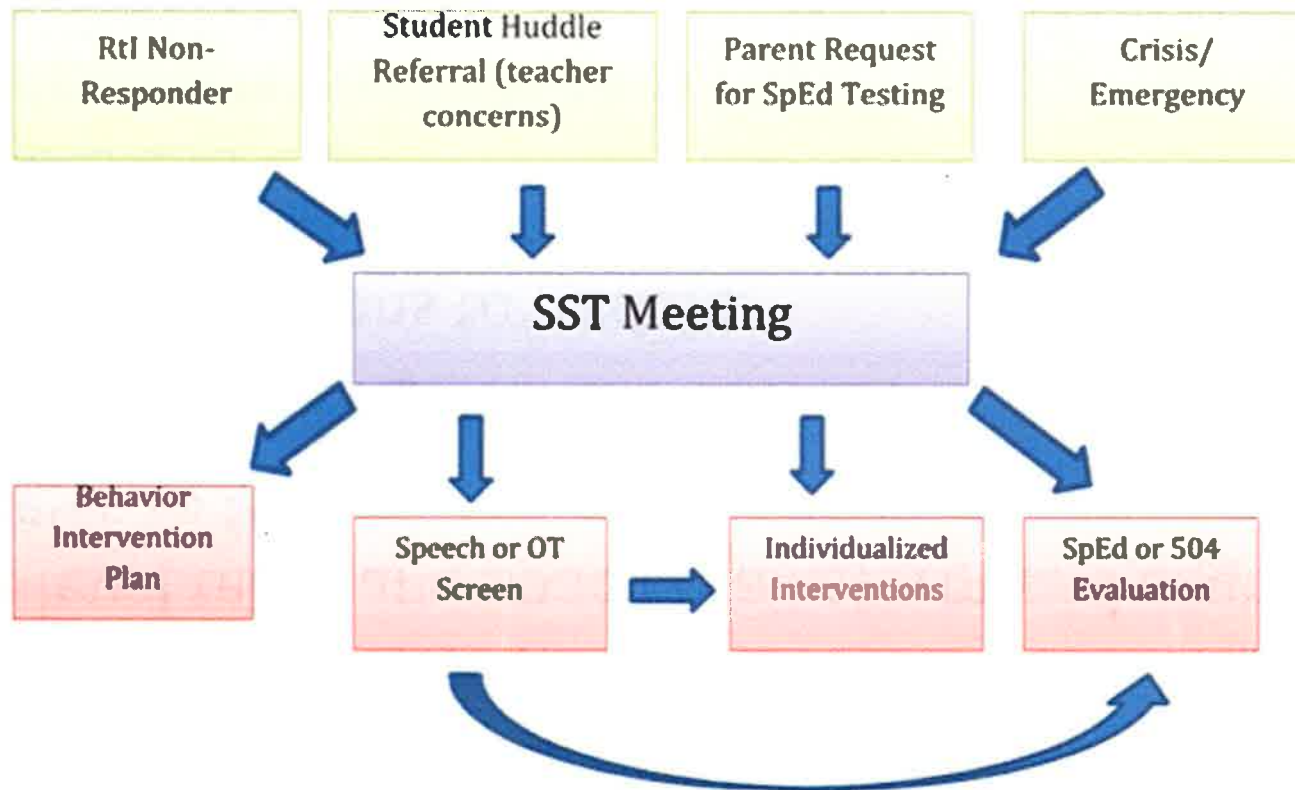



The California Department of Education defines SST as:

“... a **positive school-wide early identification and early intervention process.**

Working as a team, the student, parent, teachers and school administrator identify the student's strengths and assets upon which an **improvement plan** can be designed. Concerns are seen as obstacles to student success and not descriptors of the student or his character. As a regular school process, the SST intervenes with school and community support and a practical improvement plan that all team members agree to follow. Follow-up meetings are planned to provide **a continuous casework management strategy to maximize the student's achievement and school experience.**”

# SST at Rocketship



## Step 1: Student Huddle



Designated blocks during **CPT**, during which a teacher can bring up students of concern.

Grade level team and coach brainstorm and align on strategies to try

Documentation begins


Examples of reasons to huddle:

- Slow/no academic growth on weekly assessments, STEP, benchmarks, etc.
- Students severely below grade level.
- Speech/OT concerns.
- Behaviors that impede learning.



## Step 2: Student Huddle → SST

---



- If after about 4-6 weeks, student does not appear to be improving:
  - Coach and grade-level team decides whether it is appropriate to move to an SST.
  - Team brainstorms preliminary interventions.
  - Team discusses need for OT/Speech screen.
  - An SST meeting is scheduled during an open SST time-block

# What does an SST meeting look like?



- 30-45 Minute Meeting

- Participants:

- SL coaching grade level
- Teachers
- Parents are invited
- School psychologist
- Sometimes: Counselor, Speech Pathologist, Occupational Therapist, etc.



1. Review concerns and current data
2. Discuss relevant background history (health, file review, etc.)
3. Create intervention plan
4. Create a goal and plan to monitor progress
5. Sign consent for screenings (Speech/OT) if needed
6. Schedule follow-up meeting (about 6-8 weeks) later)

## What if a parent comes to me and requests an assessment or Special Education services?

---

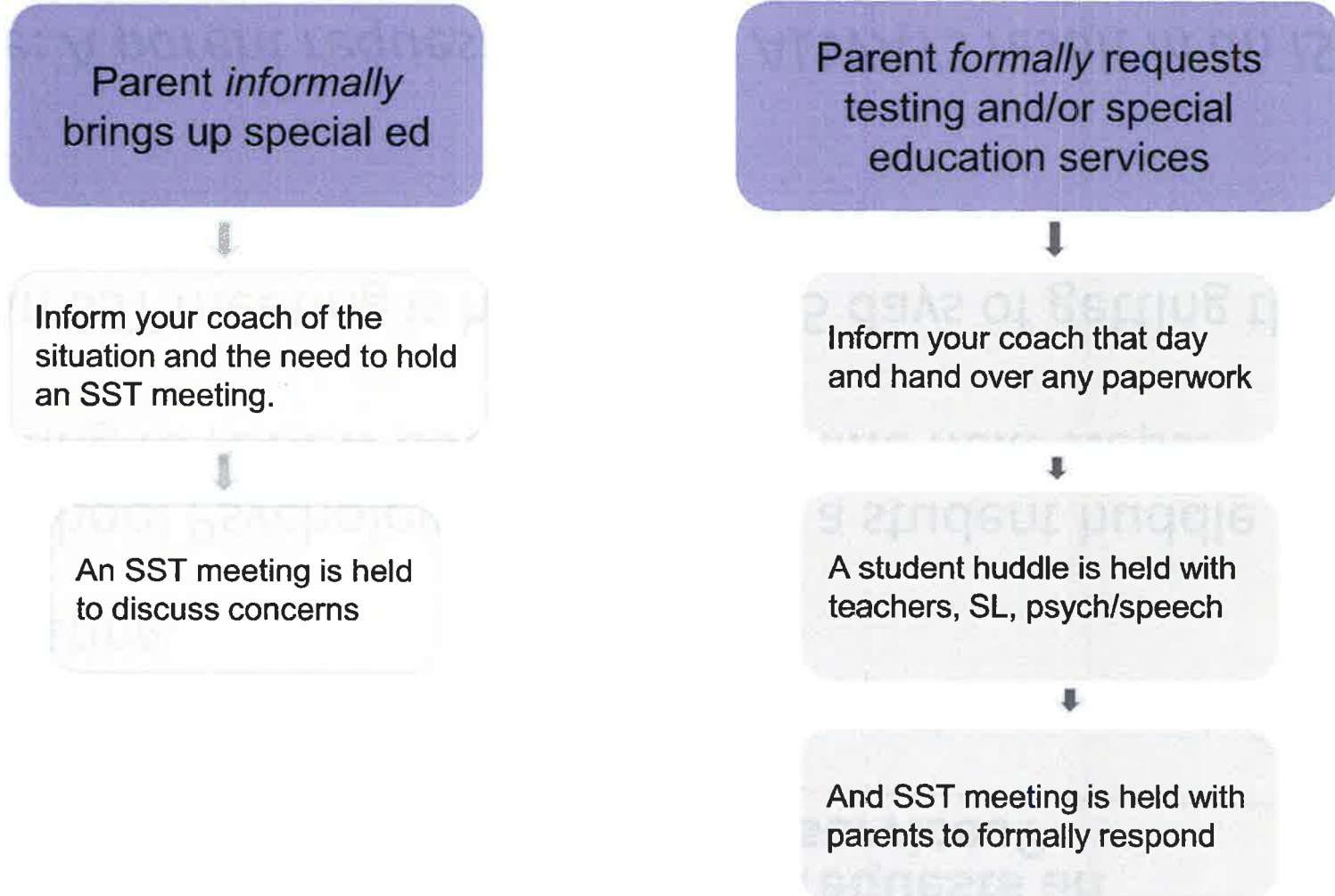


1. Tell your coach the same day that the parent brought up testing.
2. School Psychologist will attend a student huddle meeting to review data and determine next steps.
3. An SST meeting is held within 15 days of getting the parent request.

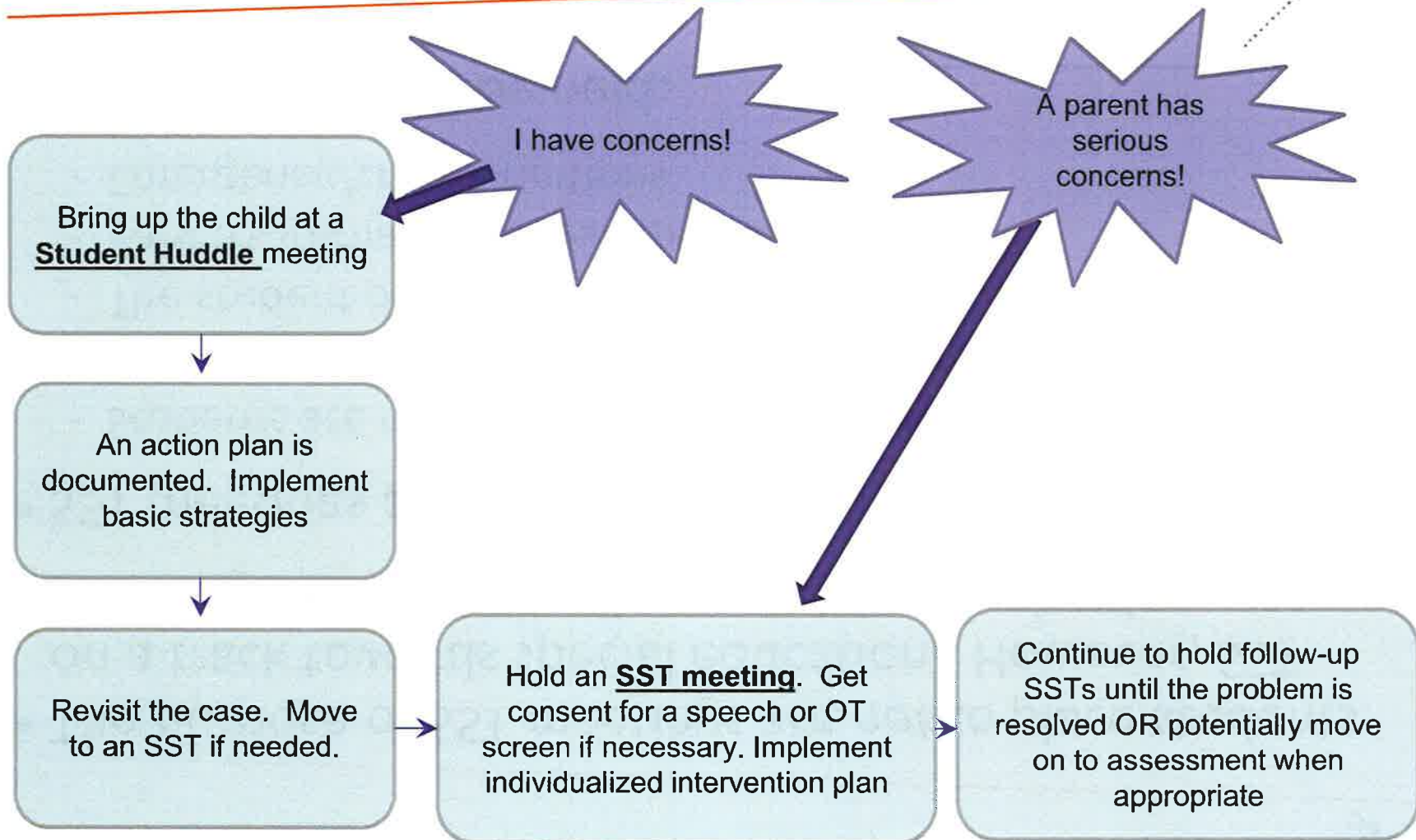
*Note: A parent request does not ALWAYS result in an ISE evaluation.*



# Parent Request Flow-Chart



# Summary Pre-Referral Flow-Chart for Teachers



# Summary



- The purpose of SST meetings are *not* to place students on a track towards special education. However, SST meetings may eventually result in an evaluation.
- SST meetings are held when:
  - Students are not making expected academic growth.
  - Students are not responding to small group interventions
  - The student displays intensive behavioral needs
  - Parents formally request an evaluation
  - Emergency/crisis situations
- SST meetings will be held: \_\_\_\_\_

---

# Rethinking elementary school from the ground up.

[info@rsed.org](mailto:info@rsed.org)

Twitter: [@RocketshipED](https://twitter.com/RocketshipED)

[www.rsed.org](http://www.rsed.org)

**ROCKETSHIP**



## **Educational Related Mental Health Services (ERMHS) Referral, Assessment, and Service Delivery** Department of Integrated Special Education, Rocketship Education (California Schools)

### **What are ERMHS?**

Educationally Related Mental Health Services (ERMHS) are special education related services. Like any other related service, they are provided to students with IEPs who require them in order to access and benefit from their educational programs. Specifically, ERMHS services support students who display mental health and/or social-emotional needs that have a significant and adverse impact on educational performance.

### **How do I know if a student should be referred for an ERMHS evaluation?**

Students can only be referred for an ERMHS evaluation if they already have an IEP (general education students with mental health concerns should be referred to the SST process and/or the general counseling program at the school). The following indicators might suggest to the IEP team that an ERMHS referral is warranted:

- The student is exhibiting maladaptive or atypical behaviors (e.g. self-harm or frequent talk of self-harm, physically aggressive behaviors, etc.) that are negatively impacting educational performance
- A parent or doctor provides information indicating that the student has a mental health disorder
- The student has a significant change in behavior which results in a negative impact to educational performance

Note that ERMHS services are not tied to any one eligibility, but in almost all cases, students with an eligibility of Emotional Disturbance should have ERMHS services as a component of their IEPs.

### **How do I refer a student for an ERMHS assessment?**

All ERMHS referrals at Rocketship will go through the school's assigned school psychologist. Teachers should not reach out directly to our Seneca ERMHS providers to refer a student for an ERMHS assessment. If a case manager suspects a student may require an ERMHS assessment, they should schedule a time to check-in with the school psychologist to discuss the presenting concerns, including:

- Presenting behaviors
- Previously implemented interventions and effectiveness
- Overall academic and/or educational impact of behaviors

If it is determined that an ERMHS assessment is warranted, the school psychologist will:

- Prepare an assessment plan and prior written notice
- Reach out to the Seneca Director of School Partnerships to coordinate assessment logistics

The ISE case manager will:

- Schedule an amendment IEP meeting to review the presenting concerns with the family and obtain consent to proceed with the assessment

**What is an ERMHS assessment, and who conducts the assessment?**

An ERMHS assessment is designed to determine whether a student has a mental health need resulting in a need for direct, mental health services in order to access and benefit from his or her educational program. The assessment also helps inform IEP goals for students with ERMHS services. At Rocketship, ERMHS assessments are multi-disciplinary and involve the school psychologist, the case manager, and the Seneca ERMHS provider. In order to determine the need for services, ERMHS assessments at Rocketship will include the following components:

- Behavior/social emotional rating scales – completed by the School Psychologist with the teacher, the family and, if appropriate, with the student
- Observations – completed by the Seneca ERMHS provider, including observations in both the classroom and during unstructured times
- Interviews – completed by the Seneca ERMHS provider, with the teacher(s), the student, the family, and any other relevant stakeholders
- Instructional factors – completed by the ISE specialist

Following each assessment, the Seneca ERMHS provider and the school psychologist will meet informally before the IEP meeting to discuss results and align on recommendations to be made to the IEP team. The Seneca ERMHS provider will write an evaluation report incorporating the assessment results from the school psychologist and the ISE Specialist and summarizing the assessment recommendations.

**What ERMHS services might a student receive as a result of the ERMHS evaluation?**

The exact services will be determined by the IEP team based on the results of the ERMHS evaluation, but the following services are all considered ERMHS services:

<b>Service</b>	<b>Description</b>	<b>Possible Providers</b>
Psychological Services	<ul style="list-style-type: none"><li>• Administering psychological and educational tests, and other assessment procedures</li><li>• Interpreting assessment results</li><li>• Obtaining, integrating and interpreting information about child behavior and conditions relating to learning</li><li>• Consulting with other staff members in planning school programs to meet the special educational needs of children as indicated by psychological tests, interviews, direct observation and behavioral evaluations</li><li>• Assisting in developing positive behavioral intervention strategies.</li></ul>	School psychologist

Service	Description	Possible Providers
Social Work Services	<ul style="list-style-type: none"> <li>• Preparing a social or developmental history on a child with a disability</li> <li>• Group and individual counseling with the child and family</li> <li>• Working in partnership with parents and others on those problems in a child's living situation (home, school, and community) that affect the child's adjustment in school</li> <li>• Mobilizing school and community resources to enable the child to learn as effectively as possible in his or her educational program</li> <li>• Assisting in developing positive behavioral intervention strategies.</li> </ul>	Seneca ERMHS provider
Counseling & Guidance Services  Individual Counseling	<ul style="list-style-type: none"> <li>• Educational counseling to assist pupils in planning and implementing their educational program.</li> <li>• Personal counseling to help pupils develop their ability to function with social and personal responsibility</li> </ul> <p>*Note: Counseling &amp; Guidance should be used for group-based services</p>	School psychologist  Seneca ERMHS provider
Parent Counseling & Training	<ul style="list-style-type: none"> <li>• Assisting parents in understanding the special needs of the their child</li> <li>• Providing parents with information about child development</li> <li>• Helping parents acquire the necessary skills that will allow them to support the implementation of their child's IEP.</li> </ul>	School psychologist  Seneca ERMHS provider

### How do we write ERMHS goals?

Just like any other IEP service, ERMHS must have a corresponding goal. ERMHS goals should be specific, measureable, and aligned to the specific area of deficit. An example of a specific, measureable ERMHS goal is:

- By 11/04/2014, when prompted by a teacher or other adult, (STUDENT) will identify three appropriate social strategies for dealing with anger, disappointment, and frustration with 100% accuracy in three consecutive trials as measured by observation, interview with student, and data collection.

### How do we update progress towards IEP goals?

Seneca ERMHS providers will provide an update on student progress towards IEP goals directly to the ISE case manager before each IEP goal reporting period. The ISE case manager will be responsible for completing the progress report update in SEIS.

## Appendix 10: Talent





# Teacher Performance Evaluation Update 2015-16

November 2015

# Performance Management System

Review



Start of Year

## Review Evaluation

Student Achievement

Parent Metrics

Teaching Performance Rubric (VOE)

Core Characteristics

Professional Growth Plan



## Mid-Year Evaluation (Jan-Feb)

Professional Growth Plan



## End of Year Evaluation (May-June)

Salary increase based on performance



## Two Year Roll Out of Updates

Review



**14-15 (15-16 Comp):  
Current System with  
Improvements**

**15-16 (16-17 Comp):  
System based on  
Evaluation**


- Address most critical issues in policy and execution
- Focus on consistent use of CCs, VOE

- Compensation to be set by teacher evaluation rating and not NWEA MAP Average Growth alone (requires re-weighting of full evaluation)

- Increase transparency, communication, and clarity

# Teacher Evaluation - Overview

## Review



### Student Achievement (50%)

- 2 Absolute Metrics
- 2 Growth Metrics

### Parent Metrics (10%)

- Home Visits
- Parent Partnership Hours

### Core Characteristics (20%)

- 5 core characteristics

### Teaching Performance Rubric (20%)

6 pillars that relate to

- 1) culture of achievement
- 2) rigorous instruction

### Written evaluations:

2x/year (Feb and May)

### Ratings:

Based on weighting of 4 sections

- 1 Below
- 2 Approaching
- 3 Meets
- 4 Above
- 5 Exceeds

# Teacher Evaluation – Student Achievement

**New**



Review (From August)		NEW! Full Rating Scale	
Weight	Measure	1-5 Rating	
5%	<b>Absolute:</b> % at national norm on NWEA MAP (50%tile)	<b>Math</b>	<b>ELA</b>
		1=45 2=55 3=65 4=75 5=85	1=30 2=40 3=50 4=60 5=70
5%	<b>Absolute:</b> % Far Behind on NWEA MAP (<25%tile)	1=30 2=25 3=20 4=13 5=5	1=35 2=30 3=25 4=20 5=10
		1=50 2=60 3=70 4=80 5=90	
10%	<b>Growth:</b> % growing <u>one year</u> on MAP (Fall to Spring)	1=1 2=1.2 3=1.4 4=1.6 5=1.8	
30%	<b>Growth:</b> Average years of growth on MAP		

# Teacher Evaluation – Parent Metrics

**New**



Review (from August)			NEW! Full Rating Scale
Weight	Measure	Rating Scale	
5%	<b>Home Visits:</b> % of Home Visits Completed	1=92 2=94 3=96 4=98 5=100	
5%	<b>Parent Partnership Hours:</b> % of Parents Completing 30 Hours	1=50 2=60 3=70 4=80 5=90	

*Note: No change to scale from 2014-15.*

**NEW Resource Available to Teachers (sent by e-mail in August):**

**New**

[Network Policy on Home Visits and Parent Partnership Hours \(NEW for 2015-16\)](#)

# Teacher Evaluation - Core Characteristics



**Pursuit of Excellence**

*“Give the best and  
nothing less”*

**Innovation**

*“Reach Beyond”*

**Authenticity**

*“Live our values”*

**Community**

*“Broaden the circle and  
build”*

**Tenacity**

*“Blast through”*

Each characteristic includes multiple indicators which are described in detail in a rubric

**Resource Available to Teachers:**

[Core Characteristics Rubric \(Same as 2014-15\)](#)

# Teaching Performance Rubric



## Domain 1: Culture of Achievement

Pillar 1: Invest Rocketeers in Vision and Goals

Pillar 2: Establish Rigorous Classroom Expectations

Pillar 3: Create Effective, Warm Learning Environment

Pillar 4: Invest in Families and the Rocketeer Community

## Domain 2: Rigorous Instruction and Mastery

Pillar 1: Facilitate Rigorous Instruction

Pillar 2: Employ an Outcomes-Driven Approach

**New**

**NEW** Resource Available to Teachers:

[Teaching Performance Rubric \(NEW for 2015-16\)](#)




# Key Changes from 2014-15



Key Change	Rationale
Include MAP Average Growth in Eval	<ul style="list-style-type: none"><li>• Aligns eval and band placement in one system</li><li>• Provides teachers with one overview of their work</li></ul>
Use % growing 1 year instead of % growing 1.5 years	<ul style="list-style-type: none"><li>• More distinct from avg. growth than % growing 1.5 yrs</li><li>• Recognizes teachers who make growth with many/all students already at grade level</li><li>• May be better aligned with common core approach to depth over breadth</li></ul>
Implement parent metrics policies and trackers	<ul style="list-style-type: none"><li>• Provides policy to ensure consistent expectations on counting home visits and hours across all schools</li><li>• Provides tools for schools to track metrics consistently</li></ul>
Provide Teaching Performance Rubric	<ul style="list-style-type: none"><li>• Gives greater clarity and consistency in scoring</li></ul>

# Further questions?

---



**Meg Robinson-Li**  
**Director of Talent Management**  
[mrobinson-li@rsed.org](mailto:mrobinson-li@rsed.org)

Teaching Performance Rubric

DOMAIN 1: CULTURE OF ACHIEVEMENT						
Pillar 1.1: Invests Rocketeers in Vision and Goals		Below (1)	Approaching (2)	Meets (3)	Above (4)	Exceeds (5)
Common vision of success	Vision of grade level excellence	Is inconsistent in establishing, communicating, and/or demanding a clear and compelling vision for what Rocketeers should be able to say and do for both culture and instruction.	Sometimes establishes, communicates, and demands a clear and compelling vision for what Rocketeers should be able to say and do for both culture and instruction.	The majority of the time establishes, communicates, and demands a clear and compelling vision for what Rocketeers should be able to say and do for both culture and instruction.	Consistently establishes, communicates, and demands a clear and compelling vision for what Rocketeers should be able to say and do for both culture and instruction.	Almost always establishes, communicates, and demands a clear and compelling vision for what Rocketeers should be able to say and do for both culture and instruction.
Goal orientation	Establishes SMART goals	Is inconsistent in establishing specific, measurable, ambitious, relevant, and timely goals on a cyclical and weekly basis that is rooted in student data.	Sometimes establishes specific, measurable, ambitious, relevant, and timely goals on a cyclical and weekly basis that may or may not be strongly rooted in student data.	Usually establishes specific, measurable, ambitious, relevant, and timely goals on a cyclical and weekly basis that may or may not be strongly rooted in student data.	Consistently establishes specific, measurable, ambitious, relevant, and timely goals on a cyclical and weekly basis that is rooted in student data.	Almost always serves as a model for establishing specific, measurable, ambitious, relevant, and timely goals on a cyclical and weekly basis that is rooted in student data.
Motivation and persistence towards goals	Invests students in goals	Is inconsistent in using a range of engagement strategies to increase student investment and overall enthusiasm in attaining their goals.	Sometimes utilizes engagement strategies to increase student investment and overall enthusiasm in attaining their goals. These engagement strategies are a blend of intrinsic and extrinsic student investment in their pursuit of their goals	Usually utilizes some of the engagement strategies to increase student investment and overall enthusiasm in attaining their goals. These strategies are a blend of intrinsic and extrinsic student investment in their pursuit of their goals.	Consistently utilizes the majority of the engagement strategies to increase student investment and overall enthusiasm in attaining their goals. The majority of these engagement strategies yield intrinsic student investment in their pursuit of their goals.	Almost always serves as a model for using almost all engagement strategies. Intrinsic student investment is exceedingly high upon entering the classroom, and students display a deep enthusiasm in attaining their goals.
	Communicates progress of goals	Less than 50% of students know their goals and know what the aligned next steps are to meet their goals.	50-75% of students know their goals and know what the aligned next steps are to meet their goals.	75% of students know their goals and know what the aligned next steps are in meeting their goals.	76-85% of students know their goals and know what the aligned next steps are to meet their goals.	More than 85% of students know their goals and know what the aligned next steps are to meet their goals.
Pillar 1.2: Establish Rigorous Classroom Expectations		Below (1)	Approaching (2)	Meets (3)	Above (4)	Exceeds (5)
Clear expectations	Clear expectations and directions	Expectations could be more consistently developed for prioritized student habits. Expectations could be more explicitly taught to students at the beginning of the year and booster lessons are taught throughout the year. Could be more consistent in establishing, communicating, and demanding high expectations for student learning.	Expectations are sometimes clearly developed for prioritized student habits. Expectations are sometimes explicitly taught to students at the beginning of the year and booster lessons are taught throughout the year. Sometime establishes, communicates, and demands high expectations for student learning.	Expectations are usually clearly developed for prioritized student habits. Expectations are usually explicitly taught to students at the beginning of the year and booster lessons are taught throughout the year. Usually establishes, communicates, and demands high expectations for student learning.	Expectations are consistently clearly developed for prioritized student habits. Expectations are consistently explicitly taught to students at the beginning of the year and booster lessons are taught throughout the year. Consistently establishes, communicates, and demands high expectations for student learning.	Expectations are almost always developed for prioritized student habits. Expectations are almost always explicitly taught to students at the beginning of the year and booster lessons are taught throughout the year. Almost always establishes, communicates, and demands high expectations for student learning.
Thoughtful systems and routines	Classroom procedures and what to do	Classroom routines are inconsistently efficient, allowing the teacher to maximize instructional time. Inconsistently gives directions that are specific, concrete, sequential and/or observable.	Classroom routines are sometimes efficient, allowing the teacher to maximize instructional time. Sometimes gives directions that are specific, concrete, sequential and/or observable.	Classroom routines are usually efficient, allowing the teacher to maximize instructional time. Usually gives directions that are specific, concrete, sequential and/or observable.	Classroom routines are consistently efficient, allowing the teacher to maximize instructional time. Almost always gives directions that are specific, concrete, sequential and/or observable.	Classroom routines are almost always efficient, allowing the teacher to maximize instructional time. almost always gives directions that are specific, concrete, sequential and/or observable.
	Student Habits	Student inconsistently move urgently to maximize every minute. Students inconsistently demonstrate preparedness - complete uniforms, materials, timeliness, hmwk, etc. Students inconsistently demonstrate Sweat the Details in non-academic and academic pursuits - precision of work, neatness of workspace, following directions, classroom cleanliness, etc. Students inconsistently go Above and Beyond in both academic and non-academic pursuits.	Student sometimes move urgently to maximize every minute. Students sometimes demonstrate preparedness - complete uniforms, materials, timeliness, hmwk, etc. Students sometimes demonstrate Sweat the Details in non-academic and academic pursuits - precision of work, neatness of workspace, following directions, classroom cleanliness, etc. Students sometimes go Above and Beyond in both academic and non-academic pursuits.	Student usually move urgently to maximize every minute. Students usually demonstrate preparedness - complete uniforms, materials, timeliness, hmwk, etc. Students usually demonstrate Sweat the Details in non-academic and academic pursuits - precision of work, neatness of workspace, following directions, classroom cleanliness, etc. Students usually go Above and Beyond in both academic and non-academic pursuits.	Students consistently move urgently to maximize every minute. Students almost always demonstrate preparedness - complete uniforms, materials, timeliness, hmwk, etc. Students almost always demonstrate Sweat the Details in non-academic and academic pursuits - precision of work, neatness of workspace, following directions, classroom cleanliness, etc. Students almost always go Above and Beyond in both academic and non-academic pursuits.	Student almost always move urgently to maximize every minute. Students almost always demonstrate preparedness - complete uniforms, materials, timeliness, hmwk, etc. Students almost always demonstrate Sweat the Details in non-academic and academic pursuits - precision of work, neatness of workspace, following directions, classroom cleanliness, etc. Students almost always go Above and Beyond in both academic and non-academic pursuits.
Positive Framing & Teacher Tone	Positive Framing & Teacher Tone	60-60% of the time the teacher is upbeat, positive, motivational, and inspiring in the classroom. The general tone of classroom is inconsistently efficient, respectful and positive. Inconsistently narrates positive student behaviors (rather than calling out the negative) and uses praise, challenge and talking aspirations to motivate the students.	60-70% of the time the teacher is upbeat, positive, motivational, and inspiring in the classroom. The general tone of classroom is sometimes efficient, respectful and positive. Sometimes narrates positive student behaviors (rather than calling out the negative) and uses praise, challenge and talking aspirations to motivate the students.	70-80% of the time the teacher is upbeat, positive, motivational, and inspiring in the classroom. The general tone of classroom is efficient, respectful and positive. Usually narrates positive student behaviors (rather than calling out the negative) and uses praise, challenge and talking aspirations to motivate the students.	80-90% of the time the teachers is upbeat, positive, motivational, and inspiring in the classroom. The general tone of classroom is consistently efficient, respectful and positive. Consistently narrates positive student behaviors (rather than calling out the negative) and uses praise, challenge and talking aspirations to motivate the students.	90-100% of the time the teachers is upbeat, positive, motivational, and inspiring in the classroom. The general tone of classroom is nearly almost always efficient, respectful and positive. Consistently narrates positive student behaviors (rather than calling out the negative) and uses praise, challenge and talking aspirations to motivate the students.
	Student Joy & Engagement	Students are inconsistently joyful and excited to be in school. 60% of students are engaged in classroom activities. 60% of students exhibit professional posture	Some students usually seem to be joyful and excited to be in school. 70% of students are engaged in classroom activities. 70% of students exhibit professional posture	Most students usually seem to be joyful and excited to be in school. 80% of students are engaged in classroom activities. 80% of students exhibit professional posture	Nearly all students usually seem to be joyful and excited to be in school. 90% of students are engaged in classroom activities. 90% of students exhibit professional posture	Nearly all students usually seem to be joyful and excited to be in school. 100% of students are engaged in classroom activities. 100% of students exhibit professional posture
	Strong Voice	Economy of language: minimal language is rarely used to build student compliance. Teacher frequently allows student side conversations while talking. Teachers/leaders frequently engages student excuses/distraction during correction of student misbehavior. Non-verbal authority: teacher infrequently uses square up/stand still and proximity to maintain student compliance. Quiet power: teacher infrequently speaks slowly and quietly to develop compliance	Economy of language: minimal language is sometimes used to build student compliance. Teacher sometimes does not allow student side conversations while talking. Teachers/leaders sometimes engages in student excuses/distraction during correction of student misbehavior. Non-verbal authority: teacher sometimes uses square up/stand still and proximity to maintain student compliance. Quiet power: teacher sometimes speaks slowly and quietly to develop compliance	Economy of language: minimal language is usually used to build student compliance. Teacher usually do not allow student side conversations while talking. Teacher usually do not engage student excuses/distraction during correction of student misbehavior. Non-verbal authority: teacher usually uses square up/stand still and proximity to maintain student compliance. Quiet power: teacher usually speaks slowly and quietly to develop compliance	Economy of language: minimal language is consistently used to build student compliance. Teacher consistently does not allow student side conversations while talking. Teachers/leaders consistently does not engage student excuses/distraction during correction of student misbehavior. Non-verbal authority: teacher consistently uses square up/stand still and proximity to maintain student compliance. Quiet power: teacher consistently speaks slowly and quietly to develop compliance	Economy of language: minimal language is nearly always used to build student compliance. Teacher nearly almost always does not allow student side conversations while talking. Teachers/leaders nearly almost always does not engage student excuses/distraction during correction of student misbehavior. Non-verbal authority: teacher nearly almost always uses square up/stand still and proximity to maintain student compliance. Quiet power: teacher nearly almost always speaks slowly and quietly to develop compliance
	What to Do	Directions are often vague and can be difficult to follow/understand. Teacher may often narrates what not to do instead of what to do.	Directions could be more specific, concrete, sequential, observable steps, sometimes more. More specific directions could be offered if students do not comply. Teacher sometimes narrates what not to do instead of what to do.	Directions are usually specific, concrete, sequential, observable steps, sometimes more. More specific steps need to be offered if a few students do not comply on first attempt. Teacher usually narrates compliance instead of telling what not to do.	Directions are consistently specific, concrete, sequential, observable steps, sometimes more. More specific steps need to be offered if a few students do not comply on first attempt. Teacher consistently narrates compliance instead of telling what not to do.	Directions are almost always specific, concrete, sequential, observable steps, sometimes more. More specific steps need to be offered if a few students do not comply on first attempt. Teacher almost always narrates compliance instead of telling what not to do.

100%	40%+ of class time is spent redirecting students 80% of students are on task during group work 50% of students are able to answer upon being cold-called	30% of class time is spent redirecting students 70% of students are on task during group work 60% of students are able to answer upon being cold-called	20% of class time is spent redirecting students 80% of students are on task during group work 70% of students are able to answer upon being cold-called	10% of class time is spent redirecting students 80% of students are on task during group work 80% of students are able to answer upon being cold-called	Less than 10% of class time is spent redirecting students 100% of students are on task during group work 90% of students are able to answer upon being cold-called
Student Response to Correction	Corrections for students are infrequently quick, silent, nonverbal, neutral, respectful and behavior does not typically reoccur soon after the correction.	Corrections for students are sometimes fairly quick, silent, nonverbal, neutral, respectful and behavior does not typically reoccur soon after the correction.	Corrections for students are usually fairly quick, silent, nonverbal, neutral, respectful and behavior does not typically reoccur soon after the correction.	Corrections for students are consistently quick, silent, nonverbal, neutral, respectful and behavior does not typically reoccur soon after the correction.	Corrections for students are almost always fairly quick, silent, nonverbal, neutral, respectful and behavior does not typically reoccur soon after the correction.
Do it Again	Teacher infrequently asks student to repeat incorrect group actions regularly When repeated, student behavior may still not meet expectations	When student group actions are done incorrectly (walking in hallway, taking out materials), teacher has class repeat actions 75% of the time Actions are repeated until 90% of the the students are compliant	When student group actions are done incorrectly (walking hallway, taking out materials, etc) teacher has class repeat actions 80% of the time Action are repeated until 95% the students are compliant, the do it again is usually effective.	When student group actions are done incorrectly (walking hallway, taking out materials, etc) teacher has class repeat actions 90% of the time Action are repeated until 100% the students are compliant	Student group actions are done uniformly every time There is no evident need for "Do It Again"; it clearly has been done before
Tracking	Students track the teacher less than 70% of the time. Students track their peer less than 60% the time.	Students track the teacher 70% of the time. Students track their peers 60% of the time.	Students track the teacher 80% of the time. Students track their peers 70% of the time.	Students track the teacher 90% of the time. Students track their peers 80% of the time.	Students track the teacher 100% of the time. Students track their peers 90% of the time.
Be Seen Looking / Radar	60% of the time teacher stands in location that gives them best view of students Teacher infrequently uses multiple and aligned dance moves to make it clear that they are both looking and holding class accountable for academic and behavioral actions Infrequently uses all dance moves and strategic stances are uses throughout multiple blocks/parts of lesson	70% of the time teacher stands in location that gives them best view of students Teacher sometimes uses multiple and aligned dance moves to make it clear that they are both looking and holding class accountable for academic and behavioral actions Sometimes uses all dance moves and strategic stances are uses throughout multiple blocks/parts of lesson	80% of the time teacher stands in location that gives them best view of students Teacher usually uses multiple and aligned dance moves to make it clear that they are both looking and holding class accountable for academic and behavioral actions Sometimes uses all dance moves and strategic stances are uses throughout multiple blocks/parts of lesson	90% of the time teacher stands in location that gives them best view of students Teacher consistently uses multiple and aligned dance moves to make it clear that they are both looking and holding class accountable for academic and behavioral actions Consistently uses all dance moves and strategic stances are uses throughout multiple blocks/parts of lesson	100% of the time teacher stands in location that gives them best view of students Teacher almost always uses multiple and aligned dance moves to make it clear that they are both looking and holding class accountable for academic and behavioral actions Almost always uses all dance moves and strategic stances are uses throughout multiple blocks/parts of lesson
Art of the Consequence	60% of the time teacher identifies and uses the least invasive correction for the student or group. 60% of consequences are scaled and done in a logical consequence and allow students to bounce back, focused on behavior and purpose (not power). 60% of the time teacher displays emotional constancy and does corrections/consequences allow for him/her to maintain pace of learning inside the classroom. Some of the 5 parts of Private Individual Correction present when correcting an individual student. Teacher is infrequently actively circulating and uses non-verbals to correct small behaviors to ensure larger ones do not develop and to keep culture focused on learning.	70% of the time teacher identifies and uses the least invasive correction for the student or group. 70% of consequences are scaled and done in a logical consequence and allow students to bounce back, focused on behavior and purpose (not power). 70% of the time teacher displays emotional constancy and does corrections/consequences allow for him/her to maintain pace of learning inside the classroom. Some of the 5 parts of Private Individual Correction present when correcting an individual student. Teacher is sometimes actively circulating and uses non-verbals to correct small behaviors to ensure larger ones do not develop and to keep culture focused on learning.	80% of the time teacher identifies and uses the least invasive correction for the student or group. 80% of consequences are scaled and done in a logical consequence and allow students to bounce back, focused on behavior and purpose (not power). 80% of the time teacher displays emotional constancy and does corrections/consequences allow for him/her to maintain pace of learning inside the classroom. Most of the 5 parts of Private Individual Correction present when correcting an individual student. Teacher is usually actively circulating and uses non-verbals to correct small behaviors to ensure larger ones do not develop and to keep culture focused on learning.	90% of the time teacher identifies and uses the least invasive correction for the student or group. 90% of consequences are scaled and done in a logical consequence and allow students to bounce back, focused on behavior and purpose (not power). 90% of the time teacher displays emotional constancy and does corrections/consequences allow for him/her to maintain pace of learning inside the classroom. Most of the 5 parts of Private Individual Correction present when correcting an individual student. Teacher is consistently actively circulating and uses non-verbals to correct small behaviors to ensure larger ones do not develop and to keep culture focused on learning.	100% of the time teacher identifies and uses the least invasive correction for the student or group. 100% of consequences are scaled and done in a logical consequence and allow students to bounce back, focused on behavior and purpose (not power). 100% of the time teacher displays emotional constancy and does corrections/consequences allow for him/her to maintain pace of learning inside the classroom. All of the 5 parts of Private Individual Correction present when correcting an individual student. Teacher is almost always actively circulating and uses non-verbals to correct small behaviors to ensure larger ones do not develop and to keep culture focused on learning.

Pillar 1.3: Create a Learning Environment		Below (1)	Approaching (2/3)	Meets (3)	Above (4)	Exceeds (5)
Physical space	Classroom environment	Academic Content, Trackers, Whiteboards, Reference and Behavior and Student Work are infrequently organized, functional, and current. Classroom is infrequently clean and organized. Classroom materials are infrequently well maintained.	Academic Content, Trackers, Whiteboards, Reference and Behavior and Student Work are sometimes organized, functional, and current. Classroom is sometimes clean and organized. Classroom materials are sometimes well maintained.	Academic Content, Trackers, Whiteboards, Reference and Behavior and Student Work are usually organized, functional, and current. Classroom is generally clean and organized. Classroom materials are usually well maintained.	Academic Content, Trackers, Whiteboards, Reference and Behavior and Student Work are consistently organized, functional, and current. Classroom is consistently clean and organized. Classroom materials are consistently well maintained.	Academic Content, Trackers, Whiteboards, Reference and Behavior and Student Work are almost always organized, functional, and current. Classroom is almost always clean and organized. Classroom materials are almost always well maintained.
Class culture	Relationships with students	Infrequently establishes positive relationships with students that support learning.	Sometimes establishes positive relationships with students that support learning.	Usually establishes positive relationships with students that support learning.	Consistently establishes positive relationships with students that support learning.	almost always establishes positive relationships with students that support learning.
Interpersonal relationships	Building social and emotional intelligence	Few of the students are able to describe the social emotional learning curriculum in their grade level (i.e. Kimochi's/Ruler). Teacher infrequently uses core values vocabulary or make reference of elements from our social emotional curriculum. Student behavior is infrequently aligned to the SEL expectations of the classroom.	Some of the of students are able to describe the social emotional learning curriculum in their grade level (i.e. Kimochi's/Ruler). Usually uses core values vocabulary or make reference of elements from our social emotional curriculum. Student behavior is usually aligned to the SEL expectations of the classroom.	Many of students are able to describe the social emotional learning curriculum in their grade level (i.e. Kimochi's/Ruler). Teacher usually uses core values vocabulary or make reference of elements from our social emotional curriculum. Student behavior is usually aligned to the SEL expectations of the classroom.	Many of students are able to describe the social emotional learning curriculum in their grade level (i.e. Kimochi's/Ruler). Teacher consistently uses core values vocabulary or make reference of elements from our social emotional curriculum. Student behavior is consistently aligned to the SEL expectations of the classroom.	All of the students are able to describe the social emotional learning curriculum in their grade level (i.e. Kimochi's/Ruler). Teacher almost always uses core values vocabulary or make reference of elements from our social emotional curriculum. Student behavior is almost always aligned to the SEL expectations of the classroom.
Pillar 1.4: Invest in Rocketship Families and the Rocketeer Community		Below (1)	Approaching (2)	Meets (3)	Above (4)	Exceeds (5)
Building relationships and mobilizing families	Relationships with families	Infrequently communicates with families to inform parents of the instructional program and student progress. Infrequently makes phone calls or conducts in-person conversations, keeping parents informed of successes and struggles OR phone calls/conversations are usually reactive.	Sometimes communicates with families to inform parents of the instructional program and student progress. Makes some phone calls or conducts in-person conversations, keeping parents informed of successes and struggles OR phone calls/conversations are usually reactive.	Usually communicates with families to inform parents of the instructional program and student progress. Usually makes frequent phone calls or conducts in-person conversations, keeping parents informed of successes and struggles OR phone calls/conversations are usually reactive but sometimes proactive.	Consistently communicates frequently with families to inform them of the instructional program and student progress. Consistently makes regular, sometimes proactive phone calls or conducts in-person conversations, keeping parents informed of successes and struggles AND phone calls/conversations are consistently proactive and effectively reactive.	Almost always communicates frequently with families to inform them of the instructional program and student progress. Almost always makes regular, sometimes proactive phone calls or conducts in-person conversations, keeping parents informed of successes and struggles AND phone calls/conversations are consistently proactive and effectively reactive.

DOMAIN 2: RIGOROUS INSTRUCTION AND MASTERY						
Pillar 2.1: Facilitate Rigorous Instruction	Below (1)	Approaching (2)	Meets (3)	Above (4)	Exceeds (5)	

Daily, unit, and long-term planning	Streamlined instruction	Daily, unit, and long term plan for teacher's content area are infrequently backwards planned, objective driven, and well-aligned. Unit plans infrequently include well defined knowledge, skills, essential questions, enduring understandings, and anticipated student pitfalls.	Daily, unit, and long term plan for teacher's content area are sometimes backwards planned, objective driven, and well-aligned. Unit plans in particular sometimes include well defined knowledge, skills, essential questions, enduring understandings, and anticipated student pitfalls.	Daily, unit, and long term plan for teacher's content area are usually backwards planned, objective driven, and well-aligned. Unit plans in particular usually include well defined knowledge, skills, essential questions, enduring understandings, and anticipated student pitfalls.	Daily, unit, and long term plan for teacher's content area are consistently backwards planned, objective driven, and well-aligned. Unit plans in particular consistently include well defined knowledge, skills, essential questions, enduring understandings, and anticipated student pitfalls.	Daily, unit, and long term plan for teacher's content area serve as an exemplar for being almost always backwards planned, objective driven, and well-aligned. Unit plans in particular serve as an exemplar for well defined knowledge, skills, essential questions, enduring understandings, and anticipated student pitfalls.
	Objective driven	80% of objectives are mastery objectives: student-centered, attainable, and some higher-order thinking. Lessons are infrequently aligned with the objectives that are outlined in the lesson plan. Activities are infrequently aligned to the objectives.	70% of objectives are mastery objectives: student-centered, attainable, and some higher-order thinking. Lessons are sometimes aligned with the objectives that are outlined in the lesson plan. Activities are sometimes aligned to the objectives.	80% of objectives are mastery objectives: student-centered, attainable, and some higher-order thinking. Lessons are usually aligned with the objectives that are outlined in the lesson plan. Activities are usually aligned to the objectives.	90% of objectives are mastery objectives: student-centered, attainable, and some higher-order thinking. Lessons are consistently aligned with the objectives that are outlined in the lesson plan. Activities are consistently aligned to the objectives.	100% of objectives are mastery objectives: student-centered, attainable, and some higher-order thinking. Lessons are almost always aligned with the objectives that are outlined in the lesson plan. Activities are almost always aligned to the objectives.
Clear objectives and lesson cycles	Careful planning	Lessons infrequently meet the criteria for lesson planning success rigorous objectives; what, why, and how key points; CFUs). Teacher is infrequently prepared to deliver high quality lessons.	Lessons sometimes meet the criteria for lesson planning success rigorous objectives; what, why, and how key points; CFUs). Teacher is sometimes prepared to deliver high quality lessons.	Lessons usually meet the criteria for lesson planning success rigorous objectives; what, why, and how key points; CFUs). Teacher is usually prepared to deliver high quality lessons.	Lessons consistently meet the criteria for lesson planning success rigorous objectives; what, why, and how key points; CFUs). Teacher is consistently prepared to deliver high quality lessons.	Lessons almost always meet the criteria for lesson planning success rigorous objectives; what, why, and how key points; CFUs). Teacher is almost always prepared to deliver high quality lessons.
	Appropriate timing	Pace of instruction is inconsistently efficient, engaging, and/or urgent. Some classroom time is for teaching and learning, but there is a significant amount of time that could be used more effectively. Teacher infrequently uses the majority of the following: timers, countdowns to work the clock, varying rate of speech/enthusiasm.	Pace of instruction is sometimes efficient, engaging, and/or urgent. Some classroom time is for teaching and learning, but there is some time that could be used more effectively. Teacher sometimes uses the majority of the following: timers, countdowns to work the clock, varying rate of speech/enthusiasm.	Pace of instruction is usually efficient, engaging, and/or urgent. Most classroom time is for teaching and learning, but there is some time that could be used more effectively. Teacher usually uses the majority of the following: timers, countdowns to work the clock, varying rate of speech/enthusiasm.	Pace of instruction is consistently efficient, engaging, and/or urgent. Most classroom time is for teaching and learning. Teacher uses the majority of the following: timers, countdowns to work the clock, varying rate of speech/enthusiasm.	Pace of instruction is almost always efficient, engaging, and/or urgent. Classroom time is almost always for teaching and learning. Teacher almost always uses the majority of the following: timers, countdowns to work the clock, varying rate of speech/enthusiasm.
Pacing	Checking for understanding and responsiveness to daily student learning	Infrequently uses a few checking for understanding techniques to monitor student learning. Infrequently uses real-time data to adjust instruction.	Sometimes uses a few checking for understanding techniques to monitor student learning. Sometimes uses real-time data to adjust instruction.	Usually uses a few checking for understanding techniques to monitor student learning. Usually uses real-time data to adjust instruction.	Consistently uses a few checking for understanding techniques to monitor student learning. Consistently uses real-time data to adjust instruction.	Almost always uses a few checking for understanding techniques to monitor student learning. Almost always uses real-time data to adjust instruction.
	Teacher-student talk ratio	Students infrequently demonstrate that they have internalized the Habits of Discussion. Classroom teacher-student talk ratio is infrequently a balance of being teacher and student centered. Students infrequently have a multitude of methods of talk, including: Cold Call, Show Call, Write/Talk/Revise, Turn and Talk, Choral Response.	Students sometimes demonstrate that they have internalized the Habits of Discussion. Classroom teacher-student talk ratio is sometimes a balance of being teacher and student centered. Students sometimes have a multitude of methods of talk, including: Cold Call, Show Call, Write/Talk/Revise, Turn and Talk, Choral Response.	Students usually demonstrate that they have internalized the Habits of Discussion. Classroom teacher-student talk ratio is usually a balance of being teacher and student centered. Students usually have a multitude of methods of talk, including: Cold Call, Show Call, Write/Talk/Revise, Turn and Talk, Choral Response.	Students consistently demonstrate that they have internalized the Habits of Discussion. Classroom teacher-student talk ratio is consistently a balance of being teacher and student centered. Students consistently have a multitude of methods of talk, including: Cold Call, Show Call, Write/Talk/Revise, Turn and Talk, Choral Response.	Students almost always demonstrate that they have internalized the Habits of Discussion. Classroom teacher-student talk ratio is almost always a balance of being teacher and student centered. Students almost always have a multitude of methods of talk, including: Cold Call, Show Call, Write/Talk/Revise, Turn and Talk, Choral Response.
Rigor and differentiation	Use of instructional strategies	Activities are infrequently academically rigorous and highly engaging. Infrequently uses modeling, guided practice, and independent practice.	Activities are usually academically rigorous and highly engaging. Usually uses modeling, guided practice, and independent practice.	Activities are usually academically rigorous and highly engaging. Usually uses modeling, guided practice, and independent practice.	Activities are consistently academically rigorous and highly engaging. Consistently uses modeling, guided practice, and independent practice.	Activities are almost always academically rigorous and highly engaging. Almost always uses modeling, guided practice, and independent practice.
	Cognitive load	During CFUs and learning objectives, infrequently provides students with opportunities to apply skills, and justify or explain their thinking.	During CFUs and learning objectives, sometimes provides students with opportunities to apply skills, and justify or explain their thinking.	During CFUs and learning objectives, usually provides students with opportunities to apply skills, and justify or explain their thinking (high quality student discussions).	During CFUs and learning objectives, consistently provides students with opportunities to apply skills, and justify or explain their thinking.	During CFUs and learning objectives, almost always provides students with a multitude of opportunities to apply skills, and justify or explain their thinking.
Reaching a range of learners in a classroom	Teacher infrequently differentiates work for her/his students when appropriate. Infrequently supports students on either end of the learning spectrum, in particular students who qualified as ELLs or for IEPs.	Teacher occasionally differentiates work for her/his students when appropriate. Sometimes supports students on either end of the learning spectrum, in particular students who qualified as ELLs or for IEPs.	Teacher usually differentiates work for her/his students when appropriate. Usually supports students on either end of the learning spectrum, in particular students who qualified as ELLs or for IEPs.	Teacher consistently differentiates work for her/his students when appropriate. Consistently supports students on either end of the learning spectrum, in particular students who qualified as ELLs or for IEPs.	Teacher almost always differentiates work for her/his students when appropriate. Almost always supports students on either end of the learning spectrum, in particular students who qualified as ELLs or for IEPs.	
Pillar 2.2: Employ an Outcomes Driven Approach		Below (1)	Approaching (2)	Meets (3)	Above (4)	Exceeds (5)
Assessments and student data	Ability to analyze assessment results	Infrequently analyzes assessment results to understand student progress and learning needs as identified by data. Infrequently plans appropriately/implements the plan to address the learning needs post assessment lacks detail and thoughtful analysis in response to new or updated data.	Sometimes analyzes assessment results to understand student progress and learning needs as identified by data. Sometimes plans appropriately/implements the plan to address the learning needs post assessment lacks detail and thoughtful analysis in response to new or updated data.	Usually analyzes assessment results to understand student progress and learning needs as identified by data. Usually plans appropriately/implements the plan to address the learning needs post assessment lacks detail and thoughtful analysis in response to new or updated data.	Consistently analyzes classroom and school assessment results in ways that are often effective in the understanding of student learning needs as identified by data. Consistently implements that plan as written and ensures that re-teaching as spiraling happens in response to new or updated data.	Almost always analyzes classroom and school assessment results in ways that are highly effective in the understanding of student learning needs as identified by data. Almost always implements the plans, incorporating them seamlessly into daily lesson plans and adjusting them as necessary in response to new or updated data.
	Appropriateness of response to student assessments	Is inconsistent in providing fair, accurate, and/or constructive feedback to students on their progress. Is inconsistent in taking responsibility for student successes/failures.	Sometimes provides fair, accurate, and/or constructive feedback to students on their progress. Sometimes takes responsibility for student successes/failures.	Usually provides fair, accurate, and/or constructive feedback to students on their progress. Usually takes responsibility for student successes/failures.	Consistently provides fair, accurate, and constructive feedback to students on their progress, especially after a major assessment. Almost always takes full responsibility for student failure and works to respond to the students' learning needs.	Almost always provides fair, accurate, and constructive feedback to students on their progress, especially after a major assessment. Almost always takes full responsibility for student failure and works to respond to the students' learning needs.

## Appendix 11: Governance

## Articles of Incorporation, Bylaws, and Conflict Code

---

Executed copies of each document are available upon request.

### ARTICLES OF INCORPORATION

#### FIRST AMENDED AND RESTATED ARTICLES OF INCORPORATION OF ROCKETSHIP EDUCATION

(A California Nonprofit Public Benefit Corporation)

##### I.

The name of the Corporation shall be Rocketship Education.

##### II.

The Corporation is a nonprofit public benefit corporation and is not organized for the private gain of any person. It is organized under the Nonprofit Public Benefit Corporation Law for public and charitable purposes. The specific purposes for which this Corporation is organized are to manage, operate, guide, direct and promote one or more public charter schools.

The Corporation is organized and operated exclusively for educational and charitable purposes pursuant to and within the meaning of Section 501(c)(3) of the Internal Revenue Code or the corresponding provision of any future United States Internal Revenue Law. Notwithstanding any other provision of these articles, the Corporation shall not, except to an insubstantial degree, engage in any other activities or exercise of power that do not further the purposes of the Corporation. The Corporation shall not carry on any other activities not permitted to be carried on by: (a) a corporation exempt from federal income tax under Section 501(c)(3) of the Internal Revenue Code, or the corresponding section of any future federal tax code; or (b) by a corporation, contributions to which are deductible under Section 170(c)(2) of the Internal Revenue Code, or the corresponding section of any future federal tax code.

##### III.

The name and address in the State of California of this Corporation's agent for

service of process is: Rocketship Education  
Josh Mukhopadhyay  
350 Twin Dolphin  
Drive, Suite 109  
Redwood City, CA  
94065

#### **IV.**

All corporate property is irrevocably dedicated to the purposes set forth in the second article above. No part of the net earnings of the Corporation shall inure to the benefit of, or be distributable to any of its directors, members, trustees, officers or other private persons except that the Corporation shall be authorized and empowered to pay reasonable compensation for services rendered, and to make payments and distributions in furtherance of the purposes set forth in Article II.

No substantial part of the activities of the Corporation shall consist of the carrying on of propaganda, participate in, or intervene in (including the publishing or distribution of statements) any political campaign on behalf of or in opposition to any candidate for public office.

### **BYLAWS**

#### **FIRST AMENDED AND RESTATED BYLAWS OF ROCKETSHIP EDUCATION**

(A California Nonprofit Public Benefit Corporation)

#### **ARTICLE I NAME**

Section 1. **NAME.** The name of this corporation is Rocketship Education.

#### **ARTICLE II PRINCIPAL OFFICE OF THE CORPORATION**

Section 1. **PRINCIPAL OFFICE OF THE CORPORATION.** The principal office for the transaction of the activities and affairs of this corporation is 350 Twin Dolphin Drive, Suite 109, Redwood City, State of California. The Board of Directors may change the location of the principal office. Any such change of location must be noted by the Secretary on these bylaws opposite this Section; alternatively, this Section may be amended to state the new location.

Section 2. **OTHER OFFICES OF THE CORPORATION.** The Board of Directors may at any time establish branch or subordinate offices at any place or places where this corporation is qualified to conduct its activities.

#### **ARTICLE III GENERAL AND SPECIFIC PURPOSES; LIMITATIONS**

Section 1. **GENERAL AND SPECIFIC PURPOSES.** The purpose of this



corporation is to manage, operate, guide, direct and promote one or more public charter schools. Also in the context of these purposes, the Corporation shall not, except to an insubstantial degree, engage in any other activities or exercise of power that do not further the purposes of the Corporation.

The Corporation shall not carry on any other activities not permitted to be carried on by: (a) a corporation exempt from federal income tax under section 501(c)(3) of the Internal Revenue Code, or the corresponding section of any future federal tax code; or (b) a corporation, contributions to which are deductible under section 170(c)(2) of the Internal Revenue Code, or the corresponding section of any future federal tax code. No substantial part of the activities of the Corporation shall consist of the carrying on of propaganda, or otherwise attempting to influence legislation, and the Corporation shall not participate in, or intervene in (including the publishing or distributing of statements) any political campaign on behalf of or in opposition to any candidate for public office.

#### **ARTICLE IV**

##### **CONSTRUCTION AND DEFINITIONS**

Section 1. **CONSTRUCTION AND DEFINITIONS.** Unless the context indicates otherwise, the general provisions, rules of construction, and definitions in the California Nonprofit Corporation Law shall govern the construction of these bylaws. Without limiting the generality of the preceding sentence, the masculine gender includes the feminine and neuter, the singular includes the plural, and the plural includes the singular, and the term "person" includes both a legal entity and a natural person.

#### **ARTICLE V**

##### **DEDICATION OF ASSETS**

Section 1. **DEDICATION OF ASSETS.** This corporation's assets are irrevocably dedicated to public benefit purposes. No part of the net earnings, properties, or assets of the corporation, on dissolution or otherwise, shall inure to the benefit of any private person or individual, or to any director or officer of the corporation. On liquidation or dissolution, all properties and assets remaining after payment, or provision for payment, of all debts and liabilities of the corporation shall be distributed to a nonprofit fund, foundation, or corporation that is organized and operated exclusively for charitable purposes and that has established its exempt status under Internal Revenue Code section 501(c)(3).

#### **ARTICLE VI**

##### **CORPORATIONS WITHOUT MEMBERS**

Section 1. **CORPORATIONS WITHOUT MEMBERS.** This corporation shall have no voting members within the meaning of the Nonprofit Corporation Law. The corporation's Board of Directors may, in its discretion, admit individuals to one or more classes of nonvoting members; the class or classes shall have such rights and obligations as the Board of Directors finds appropriate.

## **ARTICLE VII BOARD OF DIRECTORS**

**Section 1. GENERAL POWERS.** Subject to the provisions and limitations of the California Nonprofit Public Benefit Corporation Law and any other applicable laws, and subject to any limitations of the articles of incorporation or bylaws, the corporation's activities and affairs shall be managed, and all corporate powers shall be exercised, by or under the direction of the Board of Directors ("Board"). The Board may delegate the management of the corporation's activities to any person(s), management company or committees, however composed, provided that the activities and affairs of the corporation shall be managed and all corporate powers shall be exercised under the ultimate direction of the Board.

**Section 2. SPECIFIC POWERS.** Without prejudice to the general powers set forth in Section 1 of these bylaws, but subject to the same limitations, the Board of Directors shall have the power to:

- a. Appoint and remove, at the pleasure of the Board of Directors, all corporate officers, agents, and employees; prescribe powers and duties for them as are consistent with the law, the articles of incorporation, and these bylaws; fix their compensation; and require from them security for faithful service.
- b. Change the principal office or the principal business office in California from one location to another; cause the corporation to be qualified to conduct its activities in any other state, territory, dependency, or country; conduct its activities in or outside California; and designate a place in California for holding any meeting of members.
- c. Borrow money and incur indebtedness on the corporation's behalf and cause to be executed and delivered for the corporation's purposes, in the corporate name, promissory notes, bonds, debentures, deeds of trust, mortgages, pledges, hypothecations, and other evidences of debt and securities.
- d. Adopt and use a corporate seal; prescribe the forms of membership certificates; and alter the forms of the seal and certificates.

**Section 3. DESIGNATED DIRECTORS AND TERMS.** The number of directors shall be no less than three (3) and no more than twenty-five (25), unless changed by amendments to these bylaws. All directors shall be designated by the existing Board of Directors. All directors are to be designated at a meeting of the Board of Directors. The Board of Directors shall consist of at least three (3) directors unless changed by amendment to these bylaws.

Each director shall hold office unless otherwise removed from office in accordance with these bylaws for two (2) years and until a successor director has been designated and qualified.

**Section 4. RESTRICTION ON INTERESTED PERSONS AS DIRECTORS.** No more than 49 percent of the persons serving on the Board of Directors may be interested persons. An interested person is (a) any person compensated by the corporation for services rendered to it within the previous 12 months, whether as a full-time or part-time employee, independent contractor, or otherwise, excluding any reasonable compensation paid to a director as director; and (b) any brother, sister, ancestor, descendant, spouse, brother-in-law, sister-in-law, son-in-law, daughter-in-law, mother-in-law, or father-in-law of such person. However, any violation of this paragraph shall not affect the validity or enforceability of transactions entered into by the corporation. The Board may adopt other policies circumscribing potential conflicts of interest.

**Section 5. DIRECTORS' TERM.** Each director shall hold office for two (2) years and until a successor director has been designated and qualified.

**Section 6. NOMINATIONS BY COMMITTEE.** The Chairman of the Board of Directors will appoint a committee to designate qualified candidates for election to the Board of Directors at least thirty (30) days before the date of any election of directors. The nominating committee shall make its report at least seven (7) days before the date of the election or at such other time as the Board of Directors may set and the Secretary shall forward to each Board member, with the notice of meeting required by these bylaws, a list of all candidates nominated by committee. If the Chairman of the Board of Directors does not appoint such committee, the Chief Executive Officer shall designate qualified candidates for election to the Board of Directors in the manner specified above.

**Section 7. USE OF CORPORATE FUNDS TO SUPPORT NOMINEE.** If more people have been nominated for director than can be elected, no corporation funds may be expended to support a nominee without the Board's authorization.

**Section 8. EVENTS CAUSING VACANCIES ON BOARD.** A vacancy or vacancies on the Board of Directors shall occur in the event of (a) the death, resignation, or removal of any director; (b) the declaration by resolution of the Board of Directors of a vacancy in the office of a director who has been convicted of a felony, declared of unsound mind by a court order, or found by final order or judgment of any court to have breached a duty under California Nonprofit Public Benefit Corporation Law, Chapter 2, Article 3; (c) the increase of the authorized number of directors; or (d) the failure of the members, at any meeting of members at which any director or directors are to be elected, to elect the number of directors required to be elected at such meeting.

**Section 9. RESIGNATION OF DIRECTORS.** Except as provided below, any director may resign by giving written notice to the Chairman of the Board of Directors, or to the Chief Executive Officer, or the Secretary of the Board of Directors. The resignation shall be effective when the notice is given unless the notice specifies a later time for the resignation to become effective. If a director's resignation is effective at a later time, the Board of Directors may elect a successor to take office as of the date when the resignation becomes effective.

**Section 10. DIRECTOR MAY NOT RESIGN IF NO DIRECTOR REMAINS.** Except on notice to the California Attorney General, no director may resign if the corporation would be left without a duly elected director or directors.

**Section 11. REMOVAL OF DIRECTORS.** Any director may be removed, with or without cause, by the vote of the majority of the members of the entire Board of Directors at a special meeting called for that purpose, or at a regular meeting, provided that notice of that meeting and of the removal questions are given in compliance with the provisions of the Ralph M. Brown Act. (Chapter 9 (commencing with Section 54950) of Division 2 of Title 5 of the Government Code).<sup>1</sup> Any vacancy caused by the removal of a director shall be filled as provided in Section 12.

**Section 12. VACANCIES FILLED BY BOARD.** Vacancies on the Board of Directors may be filled by approval of the Board of Directors or, if the number of directors then in office is less than a quorum, by (a) the unanimous consent of the directors then in office, (b) the affirmative vote of a majority of the directors then in office at a meeting held according to notice or waivers of notice complying with Corporations Code Section 5211, or (c) a sole remaining director.

**Section 13. NO VACANCY ON REDUCTION OF NUMBER OF DIRECTORS.** Any reduction of the authorized number of directors shall not result in any directors being removed before his or her term of office expires.

**Section 14. PLACE OF BOARD OF DIRECTORS MEETINGS.** Meetings shall be held at the principal office of the Corporation. The Board of Directors may designate that a meeting be held at any place within California that has been designated by resolution of the Board of Directors or in the notice of the meeting. All meetings of the Board of Directors shall be called, held and conducted in accordance with the terms and provisions of the Ralph M. Brown Act, California Government Code Sections 54950, et seq., as said chapter may be modified by subsequent legislation.<sup>2</sup>

**Section 15. MEETINGS; ANNUAL MEETINGS.** All meetings of the Board of Directors and its committees shall be called, noticed, and held in compliance with the provisions of the Ralph M. Brown Act ("Brown Act"). (Chapter 9 (commencing with Section 54950) of Division 2 of Title 5 of the Government Code).

The Board of Directors shall meet no less than annually for the purpose of organization, appointment of officers, and the transaction of such other business as may properly be brought before the meeting. This meeting shall be held at a time, date, and

---

<sup>1</sup> Rocketship Education Inc. shall operate under the terms of the Brown Act whenever it is considered to be a public agency by virtue of operating one or more California public charter schools.

<sup>2</sup> As stated in footnote #1, Rocketship Education Inc. shall operate under the terms of the Brown act whenever it is considered a public agency by virtue of operating one or more California public charter schools.

place as may be specified and noticed by resolution of the Board of Directors.

**Section 16. REGULAR MEETINGS.** Regular meetings of the Board of Directors, including annual meetings, shall be held at such times and places as may from time to time be fixed by the Board of Directors. At least 72 hours before a regular meeting, the Board of Directors, or its designee shall post an agenda containing a brief general description of each item of business to be transacted or discussed at the meeting.

**Section 17. SPECIAL MEETINGS.** Special meetings of the Board of Directors for any purpose may be called at any time by the Chairman of the Board of Directors, the Chief Executive Officer, the Secretary of the Board of Directors, or any two Directors. The party calling a special meeting shall determine the place, date, and time thereof.

**Section 18. NOTICE OF SPECIAL MEETINGS.** In accordance with the Brown Act, special meetings of the Board of Directors may be held only after twenty-four (24) hours notice is given to each Director and to the public through the posting of an agenda. Pursuant to the Brown Act, the Board of Directors shall adhere to the following notice requirements for special meetings:

a. Any such notice shall be addressed or delivered to each Director at the Director's address as it is shown on the records of the Corporation, or as may have been given to the Corporation by the Director for purposes of notice, or, if an address is not shown on the Corporation's records or is not readily ascertainable, at the place at which the meetings of the Directors are regularly held.

b. Notice by mail shall be deemed received at the time a properly addressed written notice is deposited in the United States mail, postage prepaid. Any other written notice shall be deemed received at the time it is personally delivered to the recipient or is delivered to a common carrier for transmission, or is actually transmitted by the person giving the notice by electronic means to the recipient. Oral notice shall be deemed received at the time it is communicated, in person or by telephone or wireless, to the recipient or to a person at the office of the recipient whom the person giving the notice has reason to believe will promptly communicate it to the receiver.

c. The notice of special meeting shall state the time of the meeting, and the place if the place is other than the principal office of the Corporation, and the general nature of the business proposed to be transacted at the meeting. No business, other than the business the general nature of which was set forth in the notice of the meeting, may be transacted at a special meeting.

**Section 19. QUORUM.** A majority of the voting directors then in office shall constitute a quorum. All acts or decisions of the Board of Directors will be by majority vote based upon the presence of a quorum. Should there be fewer than a majority of the directors present at any meeting, the meeting shall be adjourned. Voting directors may not vote by proxy.

**Section 20. TELECONFERENCE MEETINGS.** Members of the Board of Directors may participate in teleconference meetings so long as all of the following requirements in the Brown Act are complied with:

- a. At a minimum, a quorum of the members of the Board of Directors shall participate in the teleconference meeting from locations within the boundaries of the State of California in which the corporation operates;
- b. All votes taken during a teleconference meeting shall be by roll call;
- c. If the Board of Directors elects to use teleconferencing, it shall post agendas at all teleconference locations with each teleconference location being identified in the notice and agenda of the meeting;
- d. All locations where a member of the Board of Directors participates in a meeting via teleconference must be fully accessible to members of the public and shall be listed on the agenda;<sup>3</sup>
- e. Members of the public must be able to hear what is said during the meeting and shall be provided with an opportunity to address the Board of Directors directly at each teleconference location; and
- f. The agenda shall indicate that members of the public attending a meeting conducted via teleconference need not give their name when entering the conference call.<sup>4</sup>

**Section 21. ADJOURNMENT.** A majority of the directors present, whether or not a quorum is present, may adjourn any Board of Directors meeting to another time or place. If a meeting is adjourned for more than twenty-four (24) hours, notice of such adjournment to another time or place shall be given, prior to the time schedule for the continuation of the meeting, to the directors who were not present at the time of the adjournment, and to the public in the manner prescribed by any applicable public open meeting law.

**Section 22. COMPENSATION AND REIMBURSEMENT.** Directors may receive such compensation, if any, for their services as directors or officers, and such reimbursement of expenses, as the Board of Directors may establish by resolution to be just and reasonable as to the corporation at the time that the resolution is adopted.

**Section 23. CREATION OF POWERS OF COMMITTEES.** The Board, by resolution adopted by a majority of the directors then in office, may create one or more

---

<sup>3</sup> This means that members of the Board of Directors who choose to utilize their homes or offices as teleconference locations must open these locations to the public and accommodate any members of the public who wish to attend the meeting at that location.

<sup>4</sup> The Brown Act prohibits requiring members of the public to provide their names as a condition of attendance at the meeting.

committees, each consisting of two or more voting directors, to serve at the pleasure of the Board. Appointments to committees of the Board of Directors shall be by majority vote of the authorized number of directors. The Board of Directors may appoint one or more directors as alternate members of any such committee, who may replace any absent member at any meeting. Any such committee shall have all the authority of the Board, to the extent provided in the Board of Directors' resolution, except that no committee may:

- a. Take any final action on any matter that, under the California Nonprofit Public Benefit Corporation Law, also requires approval of the members or approval of a majority of all members;
- b. Fill vacancies on the Board of Directors or any committee of the Board;
- c. Fix compensation of the directors for serving on the Board of Directors or on any committee;
- d. Amend or repeal bylaws or adopt new bylaws;
- e. Amend or repeal any resolution of the Board of Directors that by its express terms is not so amendable or subject to repeal;
- f. Create any other committees of the Board of Directors or appoint the members of committees of the Board;
- g. Expend corporate funds to support a nominee for director if more people have been nominated for director than can be elected; or
- h. Approve any contract or transaction to which the corporation is a party and in which one or more of its directors has a material financial interest.

**Section 24. MEETINGS AND ACTION OF COMMITTEES.** Meetings and actions of committees of the Board of Directors shall be governed by, held, and taken under the provisions of these bylaws concerning meetings, other Board of Directors' actions, and the Brown Act, if applicable, except that the time for general meetings of such committees and the calling of special meetings of such committees may be set either by Board of Directors' resolution or, if none, by resolution of the committee. Minutes of each meeting shall be kept and shall be filed with the corporate records. The Board of Directors may adopt rules for the governance of any committee as long as the rules are consistent with these bylaws. If the Board of Directors has not adopted rules, the committee may do so.

**Section 25. NON-LIABILITY OF DIRECTORS.** No Director shall be personally liable for the debts, liabilities, or other obligations of this corporation.

**Section 26. COMPLIANCE WITH LAWS GOVERNING STUDENT RECORDS.** Rocketship Education, Inc. and its Board of Directors shall comply with all

applicable provisions of the Family Education Rights Privacy Act ("FERPA") as set forth in Title 20 of the United States Code Section 1232g and attendant regulations as they may be amended from time to time.

## **ARTICLE VIII OFFICERS OF THE CORPORATION**

Section 1. **OFFICES HELD.** The officers of this corporation shall be a Chairman of the Board of Directors ("Chairman of the Board" or "Chairman"), a Chief Executive Officer, a Secretary of the Board of Directors ("Secretary"), and a Treasurer of the Board of Directors ("Treasurer"). The corporation, at the Board's direction, may also one or more Presidents, Vice-Presidents, one or more assistant secretaries, one or more assistant treasurers, and such other officers as may be appointed under Article VIII, Section 4, of these bylaws. The officers in addition to the corporate duties set forth in this Article VIII shall also have administrative duties as set forth in any applicable contract for employment or job specification.

Section 2. **DUPLICATION OF OFFICE HOLDERS.** Any number of offices may be held by the same person, except that neither the Secretary nor the Treasurer may serve concurrently as either the Chief Executive Officer or the Chairman of the Board.

Section 3. **ELECTION OF OFFICERS.** At the annual meeting of the Board of Directors, the Board shall elect from its own members, a Chairman of the Board, a Secretary, and a Treasurer, who shall serve terms concurrent with their term on the Board of Directors.

Section 4. **APPOINTMENT OF OTHER OFFICERS.** The Board of Directors may by resolution appoint and authorize the Chairman of the Board, the Chief Executive Officer, or another officer to appoint any other officers that the corporation may require. Each appointed officer shall have the title and authority, hold office for the period, and perform the duties specified in the bylaws or established by the Board.

Section 5. **REMOVAL OF OFFICERS.** Without prejudice to the rights of any officer under an employment contract, the Board of Directors may remove any officer with or without cause. An officer who was not chosen by the Board of Directors may be removed by any other officer on whom the Board of Directors confers the power of removal.

Section 6. **RESIGNATION OF OFFICERS.** Any officer may resign at any time by giving written notice to the Board. The resignation shall take effect on the date the notice is received or at any later time specified in the notice. Unless otherwise specified in the notice, the resignation need not be accepted to be effective. Any resignation shall be without prejudice to any rights of the corporation under any contract to which the officer is a party.

Section 7. **VACANCIES IN OFFICE.** A vacancy in any office because of



death, resignation, removal, disqualification, or any other cause shall be filled in the manner prescribed in these bylaws for normal appointment to that office, provided, however, that vacancies need not be filled on an annual basis.

**Section 8. CHAIRMAN OF THE BOARD.** The Chairman of the Board shall preside at the Board of Directors' meetings and shall exercise and perform such other powers and duties as the Board of Directors may assign from time to time. If there is no Chief Executive Officer, the Chairman of the Board shall also be the chief executive officer and shall have the powers and duties of the Chief Executive Officer of the corporation set forth in these bylaws.

**Section 9. CHIEF EXECUTIVE OFFICER.** Subject to such supervisory powers as the Board of Directors may give to the Chairman of the Board, and subject to the control of the Board, and subject to Chief Executive Officer's contract of employment, the Chief Executive Officer shall be the general manager of the corporation and shall supervise, direct, and control the corporation's activities, affairs, and officers as fully described in any applicable employment contract, agreement, or job specification.

The Chief Executive Officer shall keep and maintain, or cause to be kept and maintained, adequate and correct books and accounts of the corporation's properties and transactions. The Chief Executive Officer shall send or cause to be given to the directors such financial statements and reports as are required to be given by law, by these bylaws, or by the Board. The books of account shall be open to inspection by any director at all reasonable times.

The Chief Executive Officer shall (a) deposit, or cause to be deposited, all money and other valuables in the name and to the credit of the corporation with such depositories as the Board of Directors may designate; (b) disburse the corporation's funds as the Board of Directors may order; (c) render to the Chairman of the Board, and the Board, when requested, an account of all transactions and of the financial condition of the corporation; and (d) have such other powers and perform such other duties as the Board, contract, job specification, or the bylaws may require.

**Section 10. SECRETARY.** The Secretary shall keep or cause to be kept, at the corporation's principal office or such other place as the Board of Directors may direct, a book of minutes of all meetings, proceedings, and actions of the Board, and of committees of the Board. The minutes of meetings shall include the time and place that the meeting was held; whether the meeting was annual, regular, special, or emergency and, if special or emergency, how authorized; the notice given; and the names of the directors present at Board of Directors and committee meetings.

The Secretary shall keep or cause to be kept, at the principal California office, a copy of the articles of incorporation and bylaws, as amended to date.

The Secretary shall give, or cause to be given, notice of all meetings of the Board, and of committees of the Board of Directors that these bylaws require to be given. The

Secretary shall keep the corporate seal, if any, in safe custody and shall have such other powers and perform such other duties as the Board of Directors or the bylaws may require.

Section 11. **TREASURER.** The Treasurer's duties shall include (a) overseeing and validating audits; (b) federal and state annual information return filings; and (c) corporate filings. The Treasurer shall also preside at the Board of Directors' meetings and shall exercise and perform such other powers and duties as the Board of Directors may assign from time to time.

Section 12. **PRESIDENTS AND VICE-PRESIDENTS.** If the Chief Executive Officer is absent or disabled, the Presidents or Vice-Presidents, if any, in order of their rank as fixed by the Board, or, if not ranked, a President or Vice-President designated by the Board, shall perform all duties of the Chief Executive Officer. When so acting, a President or Vice-President shall have all powers of and be subject to all restrictions on the Chief Executive Officer. The Presidents or Vice-Presidents shall have such other powers and perform such other duties as the Board of Directors or the bylaws may require.

## **ARTICLE IX CONTRACTS WITH DIRECTORS**

The Corporation shall not enter into a contract or transaction in which a director directly or indirectly has a material financial interest (nor any other corporation, firm, association, or other entity in which one or more of this Corporation's directors are directors have a material financial interest) unless all of the following apply:

- a. The director with a material financial interest in the proposed contract or transaction fully discloses his/her financial interest in such contract or transaction in good faith and said disclosure is noted in the Board of Directors meeting minutes.
- b. The director with a material financial interest in the proposed contract or transaction recuses himself/herself from any participation whatsoever in the proposed contract or transaction (i.e., the interested director who recuses himself/herself shall refrain from voting on the matter and shall leave the room during Board discussion and when the final vote is taken).
- c. Such contract or transaction is authorized in good faith by a majority of the Board of Directors by a vote sufficient for that purpose.
- d. Before authorizing or approving the transaction, the Board of Directors considers and in good faith decides after reasonable investigation that the corporation could not obtain a more advantageous arrangement with reasonable effort under the circumstances.
- e. The corporation for its own benefit enters into the transaction, which is fair and reasonable to the corporation at the time the transaction was entered into.

This Section does not apply to a transaction that is part of an educational or charitable program of this corporation if it (a) is approved or authorized by the corporation in good faith and without unjustified favoritism and (b) results in a benefit to one or more directors or their families because they are in the class of persons intended to be benefited by the educational or charitable program of this corporation.

## **ARTICLE X CONTRACTS WITH NON-DIRECTOR DESIGNATED EMPLOYEES**

Section 1. **CONTRACTS WITH NON-DIRECTOR DESIGNATED EMPLOYEES.** The Corporation shall not enter into a contract or transaction in which a non-director designated employee (e.g., officers and other key decision-making employees) directly or indirectly has a material financial interest unless all of the requirements in the Rocketship Education, Inc. Conflict of Interest Code have been fulfilled.

## **ARTICLE XI LOANS TO DIRECTORS AND OFFICERS**

Section 1. **LOANS TO DIRECTORS AND OFFICERS.** This corporation shall not lend any money or property to or guarantee the obligation of any director or officer without the approval of the California Attorney General; provided, however, that the corporation may advance money to a director or officer of the corporation for expenses reasonably anticipated to be incurred in the performance of his or her duties if that director or officer would be entitled to reimbursement for such expenses of the corporation.

## **ARTICLE XII INDEMNIFICATION**

Section 1. **INDEMNIFICATION.** To the fullest extent permitted by law, this corporation shall indemnify its directors, officers, employees, and other persons described in Corporations Code Section 5238(a), including persons formerly occupying any such positions, against all expenses, judgments, fines, settlements, and other amounts actually and reasonably incurred by them in connection with any "proceeding," as that term is used in that section, and including an action by or in the right of the corporation by reason of the fact that the person is or was a person described in that section. "Expenses," as used in this bylaw, shall have the same meaning as in that section of the Corporations Code.

On written request to the Board of Directors by any person seeking indemnification under Corporations Code Section 5238 (b) or Section 5238 (c) the Board of Directors shall promptly decide under Corporations Code Section 5238 (e) whether the applicable standard of conduct set forth in Corporations Code Section 5238 (b) or Section 5238 (c) has been met and, if so, the Board of Directors shall authorize indemnification.

## **ARTICLE XIII**

## **INSURANCE**

Section 1. **INSURANCE.** This corporation shall have the right to purchase and maintain insurance to the full extent permitted by law on behalf of its officers, directors, employees, and other agents, to cover any liability asserted against or incurred by any officer, director, employee, or agent in such capacity or arising from the officer's, director's, employee's, or agent's status as such.

## **ARTICLE XIV MAINTENANCE OF CORPORATE RECORDS**

Section 1. **MAINTENANCE OF CORPORATE RECORDS.** This corporation shall keep:

- a. Adequate and correct books and records of account;
- b. Written minutes of the proceedings of its members, Board, and committees of the Board; and
- c. Such reports and records as required by law.

## **ARTICLE XV INSPECTION RIGHTS**

Section 1. **DIRECTORS' RIGHT TO INSPECT.** Every director shall have the right at any reasonable time to inspect the corporation's books, records, documents of every kind, physical properties, and the records of each subsidiary as permitted by California and federal law. The inspection may be made in person or by the director's agent or attorney. The right of inspection includes the right to copy and make extracts of documents as permitted by California and federal law. This right to inspect may be circumscribed in instances where the right to inspect conflicts with California or federal law (e.g., restrictions on the release of educational records under FERPA) pertaining to access to books, records, and documents.

Section 2. **ACCOUNTING RECORDS AND MINUTES.** On written demand on the corporation, any director may inspect, copy, and make extracts of the accounting books and records and the minutes of the proceedings of the Board of Directors and committees of the Board of Directors at any reasonable time for a purpose reasonably related to the director's interest as a director. Any such inspection and copying may be made in person or by the director's agent or attorney. This right of inspection extends to the records of any subsidiary of the corporation.

Section 3. **MAINTENANCE AND INSPECTION OF ARTICLES AND BYLAWS.** This corporation shall keep at its principal California office the original or a copy of the articles of incorporation and bylaws, as amended to the current date, which shall be open to inspection by the directors at all reasonable times during office hours. If the

corporation has no business office in California, the Secretary shall, on the written request of any director, furnish to that director a copy of the articles of incorporation and bylaws, as amended to the current date.

## **ARTICLE XVI REQUIRED REPORTS**

**Section 1. ANNUAL REPORTS.** The Board of Directors shall cause an annual report to be sent to the Board of Directors (i.e., itself) within 120 days after the end of the corporation's fiscal year. That report shall contain the following information, in appropriate detail:

- a. The assets and liabilities, including the trust funds, or the corporation as of the end of the fiscal year;
- b. The principal changes in assets and liabilities, including trust funds;
- c. The corporation's revenue or receipts, both unrestricted and restricted to particular purposes;
- d. The corporation's expenses or disbursement for both general and restricted purposes;
- e. Any information required under these bylaws; and
- f. An independent accountant's report or, if none, the certificate of an authorized officer of the corporation that such statements were prepared without audit from the corporation's books and records.

**Section 2. ANNUAL STATEMENT OF CERTAIN TRANSACTIONS AND INDEMNIFICATIONS.** As part of the annual report, or as a separate document if no annual report is issued, the corporation shall, within 120 days after the end of the corporation's fiscal year, annually prepare and mail or deliver to each director a statement of any transaction or indemnification of the following kind:

- a. Any transaction (i) in which the corporation, or its parent or subsidiary, was a party, (ii) in which an "interested person" had a direct or indirect material financial interest, and (iii) which involved more than \$50,000 or was one of several transactions with the same interested person involving, in the aggregate, more than \$50,000. For this purpose, an "interested person" is either:
  - (1) Any director or officer of the corporation, its parent, or subsidiary (but mere common directorship shall not be considered such an interest); or

- (2) Any holder of more than 10 percent of the voting power of the corporation, its parent, or its subsidiary. The statement shall include a brief description of the transaction, the names of interested persons involved, their relationship to the corporation, the nature of their interest, provided that if the transaction was with a partnership in which the interested person is a partner, only the interest of the partnership need be stated.

## **ARTICLE XVII BYLAW AMENDMENTS**

Section 1. **BYLAW AMENDMENTS.** The Board of Directors may adopt, amend or repeal any of these Bylaws by a majority of the directors present at a meeting duly held at which a quorum is present, except that no amendment shall change any provisions of the Charter(s) of the California public charter school(s) operated by Rocketship Education, Inc., or make any provisions of these Bylaws inconsistent with that/those Charter(s), the corporation's Articles of Incorporation, or any laws.

## **ARTICLE XVIII FISCAL YEAR**

Section 1. **FISCAL YEAR OF THE CORPORATION.** The fiscal year of the Corporation shall begin on July 1<sup>st</sup> and end on June 30<sup>th</sup> of each year.

## **CERTIFICATE OF SECRETARY**

I certify that I am the duly elected and acting Secretary of Rocketship Education Inc, a California nonprofit public benefit corporation; that these bylaws, consisting of 14 pages, are the bylaws of this corporation as adopted by the Board of Directors on February 28, 2013; and that these bylaws have not been amended or modified since that date.

## **CONFLICT CODE**

ROCKETSHIP EDUCATION, INC.

## **CONFLICT OF INTEREST CODE**

## **ADOPTION**

In compliance with the Political Reform Act of 1974, California Government Code Section 87100, et seq., Rocketship Education, Inc. ("Rocketship") hereby adopts this Conflict of Interest Code ("Code"), which shall apply to all governing board members, candidates for member of the governing board, and all other designated employees of Rocketship and any and all of the California public charter schools it

operates, as specifically required by California Government Code Section 87300.

## DESIGNATED EMPLOYEES

Employees of Rocketship and the California public charter schools it operates, including governing board members and candidates, who hold positions that involve the making or participation in the making, of decisions that may foreseeably have a material effect on any financial interest, shall be designated employees. The designated positions are listed in "Exhibit A" attached to this policy and incorporated by reference herein.

## STATEMENT OF ECONOMIC INTERESTS: TIME OF FILING

Each designated employee, including governing board members and candidates, shall file a Statement of Economic Interest ("Statement") at the time and manner prescribed below, disclosing reportable investments, interests in real property, business positions, and income required to be reported under the category or categories to which the employee's position is assigned in "Exhibit A."

An investment, interest in real property or income shall be reportable, if the business entity in which the investment is held, the interest in real property, the business position, or source of income may foreseeably be affected materially by a decision made or participate in by the designated employee by virtue of his or her position. The specific disclosure responsibilities assigned to each position are set forth in "Exhibit B."

- Initial Statements. All designated employees employed by Rocketship and the California public charter schools it operates, on the effective date of this Code, as originally adopted, promulgated and approved by the Board of Directors of Rocketship, shall file statements within 30 days after the effective date of this Code. Thereafter, each person in a position that becomes by an amendment to this Code a "designated employee" shall file an Initial Statement within 30 days after the effective date of the amendment.
- Governing Board Candidates. Candidates for election to the governing board shall file statements within 5 days after the final date for filing nomination petitions.
- Assuming Office Statements. All persons assuming designated positions after the effective date of this Code shall file statements within 30 days after assuming designated positions.
- Annual Statements. All designated employees shall file statements no later than April.
- Leaving Office Statements. All persons who leave designated positions shall file statements within 30 days after leaving office.

- Statements for Persons Who Resign 30 Days After Appointment. Persons who resign within 30 days of initial appointment are not deemed to have assumed office or left office provided they did not make or participate in the making of, or use their position to influence any decision and did not receive or become entitled to receive any form of payment as a result of their appointment. Such persons shall not file either an Assuming or Leaving Office Statement.
- Filing Statements. All Statements shall be supplied by Rocketship or the individual California public charter schools it operates. All Statements shall be filed with Rocketship or the individual California public charter schools it operates. The filing officer of Rocketship or the individual California public charter schools it operates, shall make and retain a copy and forward the original to the County Board of Supervisors.

#### STATEMENTS OF ECONOMIC INTERESTS: CONTENTS OF AND TIME PERIOD COVERED BY THE STATEMENTS

- Contents of Initial Statements. Initial Statements shall disclose any reportable investments, interests in real property and business positions held on the effective date of the Code and income received during the 12 months prior to the effective date of the Code.
- Contents of Assuming Office Statements. Assuming Office Statements shall disclose any reportable investments, interests in real property and business positions held on the date of assuming office and income received during the 12 months prior to the date of assuming office.
- Contents of Annual Statements. Annual Statements shall disclose any reportable investments, interest in real property, income and business positions held or received during the previous calendar year provided, however, that the period covered by an employee's first Annual Statement shall begin on the effective date of the Code or date of assuming office, whichever is later. The statement shall include any reportable investment or interest in real property, partially or wholly acquired or disposed of during the period covered by the statement, with the date of acquisition or disposal.
- Contents of Leaving Office Statements. Leaving Office Statements shall disclose reportable investments, interest in real property, income and business positions held or received during the period between the closing date of the last statement filed and the date of leaving office. The statement shall include any reportable investment or interest in real property, partially or wholly acquired or disposed of during the period covered by the statement, with the date of acquisition or disposal.



## STATEMENTS OF ECONOMIC INTERESTS: MANNER OF REPORTING

### Investment and Real Property Disclosure

When an investment or interest in real property is required to be disclosed, the statement shall contain the following:

- A statement of the nature of the investment or interest;
- The name of the business entity in which each investment is held, and a general description of the business activity in which the business entity is engaged;
- The address or other precise location of the real property; and
- A statement whether the fair market value of the investment or interest in real property exceeds one thousand dollars (\$1,000), exceeds ten thousand dollars (\$10,000), or exceeds one hundred thousand dollars (\$100,000). This information need not be provided with respect to an interest in real property which is used principally as the residence of the filer. Reportable investments or interest in real property do include those in excess of one thousand dollars (\$1,000) held by the filer's spouse and dependent children as well as a pro rata share of any investment or interest in real property of any business entity or trust in which the filer, spouse and dependent children together own a direct, indirect or beneficial interest of 10% or more.

### Personal Income Disclosure

Personal income is required to be reported under this Code, the statement shall contain the following:

- The name and address of each source of income aggregating \$250 or more in value or \$50 or more in value if the income was a gift, and a general description of the business activity, if any, of each source;
- A statement whether the aggregate value of income from each source, or in the case of a loan, the highest amount owed to each source, was one thousand dollars (\$1,000) or less, greater than one thousand dollars (\$1,000), or greater than ten thousand dollars (\$10,000);
- A description of the consideration, if any, for which the income was received;
- In the case of a gift, the name, address and business activity of the donor and any intermediary through which the gift was made; a description of the gift; the amount or value of the gift and the date on which the gift was received; and

- In the case of a loan, the annual interest rate and the security, if any, given for the loan.

#### Business Entity Income Disclosure

When income of a business entity, including income of a sole proprietorship, is required to be reported, the statement shall contain:

- The name, address, and a general description of the business activity; and
- The name of every person from whom the business entity received payments if the filer's pro rata share of gross receipts from such a person was equal to or greater than ten thousand dollars (\$10,000).

#### Business Positions Disclosure

When reporting business positions, a designated employee shall list the name of each business entity not specified above in which he/she is a director, officer, partner, trustee, employee, or in which he/she holds any position of management; a description of the business activity in which the entity is engaged; and designated employee's position with the business entity.

#### **DISQUALIFICATION**

No designated employee shall make, participate in making, or try to use his/her official position to influence any Rocketship decision (or the decisions of the California public charter schools it operates) which he/she knows or has reason to know will have a reasonably foreseeable material financial effect, distinguishable from its effect on the public generally, on the official or a member of his or her immediate family or on:

Any business entity or real property in which the designated employee has a direct or indirect investment or interest worth one thousand dollars (\$1,000) or more.

Any source of income totaling two hundred fifty dollars (\$250) or more provided or promised to the designated employee within twelve months prior to the decision. (This category does not include gifts or loans made at regular rates by commercial lending institutions.)

Any business entity in which the designated employee is the director, officer, partner, trustee, employee, or any kind of manager.

Any donor of gifts totaling \$250 or more in value provided or promised to the designated within twelve months prior to the decision; any intermediary or agency for such a donor.

No designated employee shall be prevented from making or participating in any decision to the extent that his/her participation is legally required for the decision to be made. (The need to break a tie vote does not make the designated employee's participation legally required.)

## **MANNER OF DISQUALIFICATION**

### **Non-Governing Board Member Designated Employees**

When a non-Governing Board member designated employee determines that he/she should not make a decision because of a disqualifying interest, he/she should submit a written disclosure of the disqualifying interest to his/her immediate supervisor. The supervisor shall immediately reassign the matter to another employee and shall forward the disclosure notice to the Chief Executive Officer, who shall record the employee's disqualification. In the case of a designated employee who is head of an agency, this determination and disclosure shall be made in writing to his/her appointing authority.

### **Governing Board Member Designated Employees**

Governing Board members shall disclose a disqualifying interest at the meeting during which consideration of the decision takes place. This disclosure shall be made part of the Board's official record. The Board member shall then refrain from participating in the decision in any way (i.e., the Board member with the disqualifying interest shall refrain from voting on the matter and shall leave the room during Board discussion and when the final vote is taken) and comply with any applicable provisions of the Rocketship bylaws.

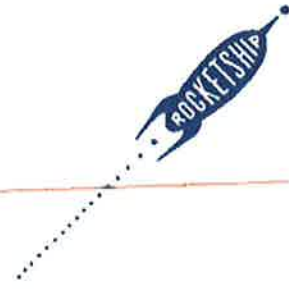
## **DEFINITION OF TERMS**

As applicable to a California public charter school, the definitions contained in the Political Reform Act of 1974, the regulations of the Fair Political Practices Commission, specifically California Code of Regulations Section 18730, and any amendments or modifications to the Act and regulations are incorporated by reference to this Code.

## **CERTIFICATE OF SECRETARY**

I certify that I am the duly elected Secretary of Rocketship Education, a California nonprofit public benefit corporation; that this conflict of interest code is the conflict of interest code as adopted by the Board of Directors on February 28, 2006; and that this conflict of interest code has not been amended or modified since that date.

 **Advisory Board**



## **Rocketship Education**

### **Advisory Board Overview**

#### **Rocketship Education Bay Area**

Founded in 2006, Rocketship Education is a California based 501(c)(3) nonprofit public benefit corporation whose mission is to eliminate the achievement gap by building a system of pre-K-5 charter schools. Rocketship Education is a leading public school system for low-income elementary school students. In pioneering its transformative public school model, Rocketship has delivered exceptional academic results through a focus on developing outstanding educators, empowering parents to advocate for their children and communities and personalizing instruction for all students.

Rocketship Education currently operates eight schools in San Jose, California, serving nearly 5,000 students, with plans to open one additional school in the fall of 2014. Among 2,000 low-income elementary schools in California, Rocketship schools rank in the top 5% statewide and are the top performing low-income schools in San Jose and Santa Clara County. Rocketship Education Schools in San Jose currently have over 2,500 students on their waitlist.

#### **Advisory Board Membership**

Rocketship Education is governed by a single Board of Directors, but we believe it is critical that strong local partnerships inform our growth and maximize our impact in each of the districts in which we work. To achieve this goal, we aim to form an advisory board consisting of a diverse group of parents, teachers, civic and business leaders committed to closing the achievement gap.

The Advisory Board ("Advisory Board") will consist of at least nine members and will grow proportionally as the number of schools increases. Each school will be represented on the Advisory Board by at least one member, selected from the school's School Site Council. The remainder of the Advisory Board will be made up of local civic and business leaders. A Rocketship Education Vice President will also serve as a member of the Advisory Board. At all times, at least 50% of the membership of the Board will be populated by parents of current Rocketship students. The Advisory Board Chair will be selected by the Advisory Board's members and will serve on Rocketship Education's Board of Directors.

#### **Advisory Board Responsibilities**

Advisory Board Members responsibilities are to:

- Ensure that the Rocketship Education's strategy and schools are aligned with student, family and community needs;
- Provide advice and counsel to the Rocketship Education Vice President who sits on the Advisory Board and, when a vacancy occurs, assist in the search for the Rocketship Education Vice President's successor;
- Advise the Rocketship Education Board of Directors through the Advisory Board Chair (who sits on the Rocketship Education Board) on plans and strategies for local growth, model improvement and staff development;
- Build local partnerships to enhance the quality and sustainability of Rocketship schools while also allowing for growth;
- Guest-speak at local events, political forums and site visits to share commitment with the community partners, media and support network.



### **Advisory Board Member Commitments**

#### ***Terms of Service:***

- Commit to serve on the Advisory Board for two years, with an option to renew for a third year. No Advisory Board member shall serve on the Advisory Board for longer than 2 consecutive terms (6 years total).

#### ***Meeting Commitments***

- Attend *all* four Advisory Board meetings a year (subject to change per Advisory Board decision). Meetings will be at least 2 hours in length. At least two of the four meetings will be held at a Rocketship school.
- The Advisory Board Chair and two Advisory Board members will attend the Annual Meeting with the Rocketship Education Board of Directors.

#### ***Other Time Commitments***

- Dedicate approximately one to three hours per month to outreach and collaboration related to Advisory Board goals.
- Attend select Rocketship Education events and site visits and invite current or prospective supporters.

## RSED National Board Members



### **Dr. Fred Ferrer**

*CEO, The Health Trust  
President, Rocketship Education Board of Directors*

Frederick Ferrer leads the Health Trust, a non-profit charitable foundation, which provides direct health services, offers grants, builds community partnerships, advocates for policy changes, raises money and leads new initiatives to support its vision: making Silicon Valley healthier for everyone. Before joining The Health Trust, Ferrer founded and led Manzanita Solutions, where he provided consultation on child development, non-profit management and community inter-relations. Ferrer is the former Executive Director of Estrella Family Services, and was chair of the FIRST 5 Santa Clara County Commission. He is on the Board of Santa Clara University's Ignatian Center for Jesuit Education and is a former member of its Department of Education's Autism Advisory Board. For over 25 years, Ferrer has been on the adjunct faculty at De Anza College. He has completed two distinguished programs at Harvard University: the Performance Measurement for Effective Management of Nonprofit Organizations, and Strategic Perspectives in Non-Profit Management. Ferrer holds a B.S. degree from Santa Clara University, an M.S. degree from San Jose State University, and an honorary Doctorate of Public Service from Santa Clara University.



### **Alan Crites**

*Former CEO of Vendavo Inc.  
Treasurer, Rocketship Education Board of Directors*

Alan Crites is a retired business professional with over thirty years of experience spanning a diverse range of business sectors. As CEO of Vendavo, Inc., an enterprise software business, Al led the development of the company from its infancy to over 300 employees and a prestigious list of major customers. As a General Partner at InterWest Partners, a venture capital partnership, he helped to develop a range of successful businesses across the healthcare, information technology and retail sectors. And, as a Division General Manager at General Electric Company, he led a large organization as part of a diversified multinational company. He is a graduate of Michigan State University, and holds an MBA from Harvard Business School.



### **Arra Yerganian**

*CMO, One Medical Group  
Secretary, Rocketship Education Board of Directors*

Arra Yerganian brings broad senior management experience to San Francisco based, One Medical Group, the nation's leading network of primary care providers. Over the course of his 25-year career, Arra has held key leadership roles in marketing, sales and general management at a range of customer-focused companies like Procter & Gamble, the Dial Corp., Lennar Homes, and most recently University of Phoenix, where he also served as Chief Marketing Officer. Arra received a B.S. degree from Boston University and upon graduation earned the Scarlet Key distinction for academic excellence and campus leadership, and completed an Executive Education Program in Strategic Marketing Management at the Harvard Business School.



### **Alex Hernandez**

*Partner, Charter School Growth Fund  
Member, Rocketship Education Board of Directors*

Alex Hernandez is a partner at Charter School Growth Fund (CSGF), a venture philanthropy that provides growth capital for high-performing charter school networks. He leads CSGF's "next-generation" learning investments in blended learning programs as well as core investments on the West Coast and Texas. Alex is a former Area Superintendent for Aspire Public Schools, worked as a Broad Resident at Portland Public Schools, and taught high school math at View Park Prep High School in Los Angeles. Prior to that, Alex worked for several years with JP Morgan and Disney Ventures. He is a graduate of Claremont McKenna and has an MBA and Master of Education from Stanford University.



### Alex Terman

*Interim CFO, Leadership Public Schools  
Member, Rocketship Education Board of Directors*

Alex Terman has more than 15 years of professional experience in non-profit leadership, education reform, and business strategy. Alex presently works with Leadership Public Schools, a non-profit organization that operates and helps open public charter high schools throughout CA. Prior to Leadership Public Schools, Alex served as a Partner at The Learning Accelerator, a non-profit organization that supports the implementation of high-quality blended learning in school districts across America. Alex also was the co-founder and CEO of Digital Parent, an online service providing expert advice and e-learning resources for parents of young children and served as the Chief Business Officer for the Stupski Foundation, an operating foundation focused on transforming urban school districts. In addition to his involvement in education, Alex has experience working in business and corporate development roles at America Online and in management consulting at Bain & Company. He has an MBA from Stanford, an undergraduate degree in history from UC Berkeley and completed the Broad Residency, a two-year program that prepares leaders for senior management.



### Deborah McGriff

*Managing Director, New Schools Venture Fund  
Member, Rocketship Education Board of Directors*

Deborah McGriff is a Managing Director at NewSchools Venture Fund. She has been committed to transforming the lives of underserved urban school students for more than four decades. In 1993, Deborah became the first public school superintendent to join EdisonLearning (formerly Edison Schools). Prior to joining EdisonLearning, Deborah served as the first female General Superintendent of Detroit Public Schools. Crain's Detroit Business named her Newsmaker of the Year for 1992. Before that, she was the first female Assistant Superintendent in Cambridge, Massachusetts and the first female Deputy Superintendent in Milwaukee, Wisconsin. She was a teacher and administrator in the New York City Public Schools for more than a decade. Deborah holds a bachelor's degree in education from Norfolk State University, a master's degree in education with a specialization in reading pedagogy from Queens College of the City University of New York, and a doctorate in Administration, Policy and Urban Education from Fordham University.



### Louis Jordan

*Co-Owner, Tympany Vineyards  
Member, Rocketship Education Board of Directors*

Louis Jordan retired from the Starbucks Coffee Company in early 2013 where he held the position of SVP, Corporate Finance since 2009. At Starbucks, Louis was responsible for a number of Finance functions, including: Marketing, Category and Global Pricing, Real Estate and Store Development, Global Supply Chain, Digital Ventures, Global Planning and Reporting and Treasury and Risk Management. Prior to joining Starbucks, Louis spent six years at Nike where he served as Chief Financial Officer of Nike Inc.'s Global Retail and Digital Commerce operations, and had Finance responsibility for Nike-owned retail first quality stores, factory stores and digital commerce activities worldwide. Before Nike, Louis held Finance management positions at a number of Fortune 500 companies including Gap, Citibank, DuPont, Dun & Bradstreet and Duracell. Louis holds a Bachelor of Arts degree from Westmar College and a Master of Arts degree from Brown University. He received his MBA in Finance from the Kelley School of Business at Indiana University.



### Raymond Raven

*CEO, Orthopaedic Surgery Specialists  
Member, Rocketship Education Board of Directors*

Ray Raven, born and raised in East Side San Jose, brings a valuable perspective to the Board having been educated within the public school district where Rocketship Education was founded. After successfully navigating his way through the system, Ray earned an undergraduate degree in Molecular Biology & Biochemistry from the University of California, Irvine and a Medical Degree from the University of California, San Francisco. After completing an Orthopaedic Surgery residency at the University of California, San Francisco, Ray received advanced fellowship training in Hand & Upper Extremity Surgery at NYC, Texas and Barcelona, Spain. Ray now serves as managing partner and CEO of Orthopaedic Surgery Specialists, one of the largest private practice orthopaedic medical groups in Los Angeles County. Ray holds several medical device patents and provides consulting services for healthcare companies. During his career as a surgeon, Ray earned an MBA from the Paul Merage School of Business at the University of California, Irvine. Ray enjoys hiking and travel and spends a lot of his free time with his German shepherd dog, Apollo.





### **Greg Stanger**

*Trustee, Yosemite Conservancy  
Member, Rocketship Education Board of Directors*

Greg Stanger brings to Rocketship a broad range of financial leadership experience with high-growth Internet companies. He has served as CFO for oDesk, Chegg and Expedia. He has also been a venture partner at Technology Crossover Ventures and was formerly a corporate development executive at Microsoft. Greg has served on the boards of directors of many successful companies, including Netflix, Kayak, drugstore.com, NexTag, and Expedia. He is currently a trustee of the Yosemite Conservancy. Greg holds an MBA from the University of California at Berkeley and a Bachelor of Science degree from Williams College.



### **Joey Slater**

*TFA DC Region Gala Co-Chair, Gala Committee of TFA Regional Board at TFA DC Chair  
Member, Rocketship Education Board of Directors | Chair, Rocketship DC Board*

After receiving her MBA, Joey worked for Corning Glass Works in strategic planning. She later transitioned to the Federal Government where she gained valuable policy experience working for an independent commission charged with making recommendations to Congress about Medicare.

Now that her children are grown, Joey has time to pursue her passion for education. Joey and her husband Stanley established the Stanley and Jolene Slater Family Foundation to focus their philanthropy on education, and specifically the need for better education opportunities in under-served communities. She is applying her policy experience to analyzing this issue, and identifying concepts and organizations that improve the quality of education across low income communities in D.C.

Volunteering for Teach For America has also connected Joey to a variety of resources, allowing her to learn about the effects of poverty on the ability to learn, teacher training and development, blended learning/digital differentiated learning, and charter schools. Joey recently coordinated the groundbreaking for Rocketship's first school in DC, which will open in August 2016, and has been greatly instrumental to Rocketship in building our local board and finding new sources of funding.

Joey has a Bachelor of Arts from Lycoming College and a Masters of Business Administration from University of Pittsburgh.



### **Ralph Weber**

*Founding Member, Gass Weber Mullins LLC  
Member, Rocketship Education Board of Directors | Chair, Rocketship WI Board*

Ralph A. Weber is one of the five founding members of Gass Weber Mullins, a national trial litigation law firm recognized by the National Law Journal on its national "Hot List" of boutique firms.

The prestigious International lawyer reference, Chambers Guide-USA, identifies Mr. Weber as a top commercial litigator, where his clients and peers describe him as "very thoughtful, top-notch and outstanding," they admire his "command of a courtroom" and note "He is the calm in a storm." He also has been recognized by his peers for many years through selection to Best Lawyers in America, and he has been selected in Best of the U.S. as one of the "Best of Class" service providers in the United States. In 2014, the Wisconsin Law Journal honored Mr. Weber as a "Leader in the Law."

In addition to a full legal practice, Mr. Weber has been active as an educator and community supporter. He teaches Trial Advocacy at Marquette University Law School (since 1995) and created a jury research and courtroom facility, the Trial Science Institute.

Mr. Weber is also a member of the Northwestern Mutual Board of Directors and he has founded and worked with several educational, charitable and nonprofit groups, including the Board of Plus XI High School (for which he chaired the Education Committee), the Marquette University National Alumni Board, the Board of the Wisconsin Conservatory of Music, the Marquette University College of Arts & Sciences Alumni Board, and the FC Milwaukee Soccer Club. Mr. Weber clerked for a federal judge after graduating from Columbia Law School (where he served as an editor on the Columbia Law Review) and from Marquette University (B.A., Summa Cum Laude, Phi Beta Kappa).

## RSED Senior Leadership Team and Organizational Structure

Senior Leadership		Rocketship
Team Member	Position	Start Date
Preston Smith	CEO	6/2007
Adam Nadeau	Vice President, Personalized Learning and Achievement	7/2009
Carolyn Davies Lynch	Vice President, Strategy & Scalability	1/2011
Jaclyn O'Brien	Vice President, Schools	7/2011
Andy Stern	Chief Business Officer	4/2012
Lynn Liao	Chief Program Officer	6/2012
Dynasti Hunt	Vice President, Human Resources	9/2013
Cheye Calvo	Chief Growth and Community Engagement Officer	5/2015
Chris Murphy	Vice President, Marketing & Communications	7/2015

## Rocketship Senior Leadership Team



### **Preston Smith, Co-Founder & Chief Executive Officer**

- 14 years of education experience in numerous roles including Teacher, Principal, Director of Schools, VP Bay Area, and Chief Achievement Officer.
- Founded multiple high-performing schools and led Rocketship to becoming one of the top low income districts in the state of California.



### **Andy Stern, Chief Business Officer**

- 25 years of CFO and operations management experience.
- Multiple high-growth, venture capital-backed technology companies.
- 5 years as president of a diverse public high school foundation.



### **Lynn Liao, Chief Program Officer**

- Most recently served as Managing Director of network services for the Broad Center.
- Co-founded and led the growth of The Broad Residency.
- Director at The Broad Foundation responsible for the Foundation's investment portfolio.

## Rocketship Senior Leadership Team



### **Carolyn Davies Lynch, VP of Strategy & Scalability**

- Prior to leading Rocketship's organizational strategy and scalable systems work, ran Rocketship's Operations team for several years.
- 5 years leading strategic work at BCG for orgs ranging from school districts to multinationals.



### **Cheye Calvo, Chief Growth & Community Engagement Officer**

- Served as six term, elected mayor of a diverse, financially strong, community-oriented, full-service municipality in Prince George's County, Maryland
- Led team that advanced legislation and executed agreements in Maryland, Ohio, and Florida to open and sustain innovative programs to prepare at-risk students for success in college



### **Dynasti Hunt, VP of Human Resources**

- 9 years of Human Resources experience in both the for-profit and education sectors, with the last 5 years primarily focused on school district and charter human resources operations.
- Prior to Rocketship, led the Employee and Labor Relations Division for a district serving over 16,000 students in an urban setting.

## Rocketship Senior Leadership Team



### **Adam Nadeau, VP of Achievement & Personalized Learning**

- Prior to Rocketship, worked at KIPP Academy Nashville as a Founding Teacher, Grade Level Chair, Department Chair, and Instructional Coach
- Several years experience in implementing behavior tracking, reporting, and intervention programs, coordinating student recruitment, and facilitating parent involvement, communication, and education



### **Jaclyn O'Brien, VP of Schools**

- Prior to Rocketship, served for 5 years as Program Director for Teach For America
- Led 80% of my 2008-2009 corps member to achieve over 1.5 years growth with their students in reading and math, thereby exceeding corps member effectiveness goal by 50%
- Highest corps member satisfaction among Teach For America Program Directors nationwide



### **Christopher Murphy, VP of Marketing and Communications**

- Led marketing at Common Sense Media where he spearheaded a national campaign with Univision to help close the broadband internet access gap and directed a \$30M national PSA campaign
- Spent the first decade of his career as a Strategic Planner for the world's top creative advertising agencies (Falcon, Wieden + Kennedy, Ogilvy) building marketing strategies for blue-chip brands (Citibank), national non-profits (PBS), and global foundations (The Bill & Melinda Gates Foundation).

## Appendix 12: Health and Safety



## FINGERPRINTING AND CRIMINAL RECORDS CHECK POLICY

All Regions

Most states require that all prospective employees of public and private schools undergo background checks covering reported child abuse and criminal history. Rocketship Education (RSED) is committed to employing individuals who pose no known risk of physical, emotional, or educational harm to children. This policy describes the fingerprinting and background check requirements for RSED employees; please refer to the relevant RSED Volunteer Policy for requirements related to volunteers.

### All Employees

Rocketship requires applicants to disclose criminal or other sanctions imposed on them as a consequence of reported child abuse or other action(s) that resulted in harm to children.

It is the policy of Rocketship Education (RSED) to require fingerprinting and background checks (also known as “criminal records summaries”) for all its employees as required by state or local law prior to beginning employment at RSED.<sup>1</sup> All prospective employees must abide by all applicable laws and agree to abide by the policies of RSED, including the submission of fingerprints and the approval for RSED or its designee to perform background checks.

The fingerprinting and background checks conducted with the Department of Justice<sup>2</sup> will be required for all new employees before the beginning of each school year. These will also be required of Rocketship employees who leave RSED and are then rehired. This requirement is a condition of employment.

RSED reserves the right to require new fingerprinting and background checks for existing employees at any time. If Rocketship receives information that an employee has at any time engaged in conduct that caused or is likely to cause physical, emotional, or educational harm to children (either through their direct contact with children or otherwise), Rocketship will conduct an investigation and may require another fingerprinting and background check for that employee.

---

<sup>1</sup> Such as: California Education Code provisions of 44237 and 45125.1; Tennessee Code Annotated 49-5-413

<sup>2</sup> For RSED employees working in Tennessee, these Criminal Summaries shall be conducted through the Tennessee Bureau of Investigation (TBI)

### **Campus Volunteers**

Campus volunteers will be required to complete fingerprinting and/or background checks in compliance with the Rocketship Education Campus Volunteer Policy for that region.

### **Student Teachers**

All student teachers will be required to complete fingerprinting and background checks prior to employment with Rocketship Education.

### **Substitute Teachers**

All substitute teachers will be required to complete fingerprinting and background checks prior to employment with Rocketship Education.<sup>3</sup>

### **Bus Drivers**

All bus drivers will be required to complete fingerprinting and background checks along with a review of driving records<sup>4</sup> prior to employment with Rocketship Education.

### **Other Consultants**

Rocketship may require a contract entity or individual providing school site services to comply with the requirements of fingerprinting and background checks for RSED employees if it is determined that the entity's employees or the individual will have contact with pupils at the school. If it is determined that the entity or individual will not have contact with pupils, Rocketship may not require fingerprinting and background checks. The results of background checks will be submitted to the Human Resources (HR) Department consistent with applicable law. It is the responsibility of the contract contact person to ensure these checks are completed and favorable results are found before the contractor begins working for Rocketship.

In determining whether a contract employee(s) will have limited contact with pupils, RSED must consider the totality of the circumstances, including factors such as the length of time the contractors will be on school grounds, whether pupils will be in proximity with the site where the contractors will be working, and whether the contractors will be working by themselves or with others.

---

<sup>3</sup> In Tennessee, fingerprinting and background checks for substitute teachers will be considered valid for 90 days only

<sup>4</sup> In Tennessee, this shall include a review of driving records conducted through the Tennessee Department of Transportation and the Tennessee Bureau of Investigation.

### **Procedures for Background Checks**

The Human Resources Department will review the background checks of prospective employees/contractors to determine whether an employee/contractor may be employed in accordance with local law.



## **ARREST/CONVICTION REPORTING POLICY**

All Regions

Any Rocketship Education (RSED) employee who is arrested and charged or convicted of a crime while employed by RSED must within 72 hours report such arrest and charge or conviction to the RSED Department of Human Resources. Noncompliance with this requirement, or misrepresentation of the circumstances of an arrest or conviction, may constitute grounds for termination.





## **TUBERCULOSIS TESTING POLICY**

California and Wisconsin

This policy clarifies the RSED policy on tuberculosis testing for staff members, which is specifically required of RSED employees in California and Wisconsin. The tuberculosis testing requirements mentioned in this document do not apply to Tennessee and Washington D.C. because it is not the local norm to TB test Tennessee and D.C. educators.

For requirements specific to school site volunteers, please refer to the relevant RSED Volunteer Policy.

1. No person shall be employed by RSED unless he/she has submitted proof of an examination within the past 60 days of the date of hire that he/she is free of active tuberculosis.
2. This examination shall consist of an X-ray of the lungs or an approved intradermal (skin) tuberculin test, which, if positive, shall be followed by an X-ray of the lungs.
3. All employees are required to undergo this examination at least once every four (4) years, with the exception of "food handlers" who shall be examined annually.
4. After such examination each employee shall file a certificate with the Human Resources Department from the examining physician showing the employee was examined and found free from active tuberculosis. These certificates shall be kept on file in the employee's personnel file.
5. In the event it becomes necessary for the employee to have an X-ray examination as a follow-up to a skin test, arrangements will be made with a designated physician for the examination and RSED shall bear the expense. If the employee chooses to have his or her own physician for this purpose, RSED will pay toward the cost of the examination an amount equal to the rate charged by the designated physician.
6. This policy shall also include student teachers serving under the supervision of a designated master teacher and all substitute teachers.



## **SEXUAL HARASSMENT POLICY**

All Regions

Rocketship Education is committed to protecting the rights of all persons to function in an atmosphere free from any form of discriminatory harassment, including sexual harassment, which is based on any characteristic listed in RSED's EEO Policy. Employees are expected to act in a professional manner and to contribute to a productive work environment, and are responsible for maintaining work place and school environments free from harassment.

It is a violation of this policy for any student, employee or visitor of Rocketship to harass a student, applicant, employee or visitor through conduct or communication in any form as defined in this policy. Rocketship Education will not condone or tolerate unlawful harassment of any type. This policy applies to all employee actions and relationships, regardless of position, gender, sexual identity or orientation. It applies to all workplace-related situations, whether in the office, on work assignments outside the office, at office-sponsored social functions, or elsewhere.

Rocketship will not tolerate harassment by a non-employee to the extent that it affects the work environment or interferes with the performance of work functions. Individuals who believe that they have been subjected to discrimination or harassment are required to report the incident as soon as possible as explained below.

Rocketship Education will promptly and thoroughly investigate any complaint of sexual harassment and take appropriate corrective action, if warranted.

### **Defining Harassment**

Harassment includes verbal, physical, and visual conduct that creates an intimidating, offensive, or hostile working environment or that interferes with an employee's work performance. Such conduct constitutes harassment when (1) submission to the conduct is made either an explicit or implicit condition of employment; (2) submission or rejection of the conduct is used as the basis for an employment decision; or (3) the harassment interferes with an employee's work performance or creates an intimidating, hostile, or offensive work environment.

Harassing conduct can take many forms and may include, but is not limited to, the following: using epithets, slurs, negative stereotypes, or threatening, intimidating, or engaging in hostile acts that relate to a protected characteristic, including purported jokes/pranks, placing on walls, e-mail or other electronic media, bulletin boards, or elsewhere on Rocketship's premises, or circulating in the workplace, written or graphic material that denigrates or shows hostility or

aversion toward a person or group because of a protected characteristic.

Sexually harassing conduct in particular may include all of these prohibited actions, as well as other unwelcome conduct, such as sexual advances; verbal harassment or abuse; unwelcome physical contact; subtle pressure for sexual activity; touching of a sexual nature including inappropriate patting or pinching; intentional brushing against another person's body; demands for sexual favors; graffiti, posters, cartoons, caricatures, or jokes of a sexual nature; playing sexually explicit audio/video tapes; whistling, leering, improper gestures; sex-oriented verbal kidding or abuse, spreading rumors about or rating another person's sexual activity or performance; and using any communications or computer system to send, receive or exhibit sexually suggestive displays, etc.

### **Reporting and Addressing Harassment**

An employee who believes he/she has experienced harassment, or any staff member who is aware of a situation which is believed to be harassing, has a responsibility to report the situation immediately to a School Leader and/or Human Resources. Employees may make complaints either verbally or in writing. A Complaint Form may be obtained from a supervisor or the Rocketship National Human Resources Department. Supervisors and managers who receive complaints or who observe harassing conduct should immediately inform Human Resources or other appropriate RSED official so that an investigation may be initiated.

The designated Rocketship representative will conduct a thorough and prompt investigation into the allegation(s) and determine whether the allegations have merit and will follow the procedures set forth in the Complaint Policy. Typically, the investigation will include the following steps: an interview of the employee who lodged the harassment complaint to obtain complete details regarding the alleged harassment; interviews of anyone who is alleged to have committed the acts of harassment to respond to the claims; and interview of any employees who may have witnessed, or who may have knowledge of, the alleged harassment. Individuals are expected to cooperate and provide truthful information during the

investigation. Confidentiality will be maintained throughout the investigation process to the extent practical and consistent with a full, fair, and proper investigation.

Upon completion of the investigation, Rocketship will review the results and decide upon appropriate corrective action(s) to be taken. The outcome will be communicated to the reporting person(s) and the alleged harasser(s). Corrective action may include, for example: training, referral to counseling, or disciplinary action ranging from a verbal or written warning to termination of employment, depending on the circumstances. With regard to acts of harassment by non-employees, corrective action will be taken after consultation with the appropriate management personnel. Employees found to have engaged in misconduct constituting harassment, or for other conduct Rocketship deems unacceptable, whether or not it satisfies the legal definition of harassment, will be disciplined up to and including termination of employment or volunteer position.

### **Non-Retaliation**

Retaliation of any kind against an individual who, in good faith, reports a claim of harassment or for cooperating in an investigation will not be tolerated. Employees found to have engaged in retaliation will be promptly and appropriately disciplined. Disciplinary action may be taken up to and including dismissal.

For employees working in California, in addition to notifying RSED about harassment or retaliation complaints, affected employees may also direct their complaints to the California Department of Fair Employment and Housing (“DFEH”), which has the authority to conduct investigations of the facts. The deadline for filing complaints with the DFEH is one year from the date of the alleged unlawful conduct. If the DFEH believes that a complaint is valid and settlement efforts fail, the DFEH may file a lawsuit in court. Courts have the authority to award monetary and non-monetary relief in meritorious cases. Employees can contact the nearest DFEH office by checking the State Government listings in the local telephone directory or on the agency’s website at <http://www.dfeh.ca.gov/>.

For individuals working in Tennessee, the state governmental agency that handles harassment/discrimination complaints is the Tennessee Human Rights Commission, and for those in Wisconsin, such agency is the Wisconsin Department of Workforce development, Equal Rights Division and for those in Washington, D.C., such agency is the District of Columbia Office of Human Rights.



## **SUBSTANCE ABUSE POLICY**

All Regions

Rocketship is committed to promoting safety and employee health in the workplace and to creating a work environment that is conducive to attaining high work standards. The use of drugs and alcohol by employees can adversely affect the workplace health, safety, and productivity and can damage public confidence and trust in Rocketship Education.

To further its interest in avoiding accidents, to promote and maintain safe and efficient working conditions for its employees, and to protect its business, property, equipment, and operations, RSED has established this policy concerning the use of alcohol and drugs. As a condition of continued employment with RSED, each employee must abide by this policy.

### **Definitions**

For purposes of this policy:

- (1) "Illegal drugs or other controlled substances" means any drug or substance that (a) is not legally obtainable; or (b) is legally obtainable but has not been legally obtained; or (c) has been legally obtained but is being sold or distributed unlawfully.
- (2) "Legal drug" means any drug, including any prescription drug or over-the-counter drug, that has been legally obtained and that is not unlawfully sold or distributed.
- (3) "Abuse of any legal drug" means the use of any legal drug (a) for any purpose other than the purpose for which it was prescribed or manufactured; or (b) in a quantity, frequency, or manner that is contrary to the instructions or recommendations of the prescribing physician or manufacturer.
- (4) "Possession" means that an employee has the substance on his or her person or otherwise under his or her control.
- (5) "Reasonable suspicion" includes a suspicion that is based on specific personal observations such as an employee's manner, disposition, muscular movement, appearance, behavior, speech or breath odor; information provided to management by an employee, by law enforcement officials, by a security service, or by other persons believed to be reliable; or a suspicion that is based on other surrounding circumstances.

### **Prohibited Conduct**

The prohibitions of this section apply whenever the interests of RSED may be adversely affected, including any time an employee is (1) on RSED premises; (2) conducting or performing RSED business, regardless of location; (3) operating or responsible for the operation, custody, or care of RSED equipment or other property; or (4) responsible for the safety of others in connection with, or while performing, RSED-related business.

**Alcohol:** The following acts are prohibited and will subject an employee to discipline, up to and including immediate discharge: (1) the unauthorized use, possession, purchase, sale, manufacture, distribution, transportation, or dispensation of alcohol; or (2) being under the influence of alcohol.

**Illegal Drugs:** The following acts are prohibited and will subject an employee to discipline, up to and including immediate discharge: (1) the use, possession, purchase, sale, manufacture, distribution, transportation, or dispensation of any illegal drug or other controlled substance; or (2) being under the influence of any illegal drug or other controlled substance.

**Prescription Drugs:** This policy prohibits (1) the abuse of any legal drug; (2) the purchase, sale, manufacture, distribution, transportation, dispensation, or possession of any legal prescription drug in a manner inconsistent with law; or (3) working while impaired by the use of a legal drug whenever such impairment might endanger the safety of the employee or some other person, pose a risk of significant damage to RSED property or equipment; or substantially interfere with the employee's job performance or the efficient operation of the RSED's business or equipment. Nothing in this policy is intended to prohibit the customary and ordinary purchase, sale, use, possession, or dispensation of over-the-counter drugs, so long as that activity does not violate any law or result in an employee being impaired by the use of such drugs in violation of this policy.

### **Drug Free Awareness Program**

RSED has established a Drug-Free Awareness Program that is designed to inform employees about the dangers of drug abuse in the workplace and to help ensure that employees are familiar with this policy and with the disciplinary actions that can result from a violation of this policy. From time to time, employees will be requested to attend one of the sessions of the Drug-Free Awareness Program. During each such session, employees will be given current information about available programs offering counseling and rehabilitation.

Managers and supervisors should be attentive to the performance and conduct of those who work with them and should not permit an employee to work in an impaired condition or to otherwise engage in conduct that violates this policy. When management has reasonable suspicion to believe that an employee or employees are working in violation of this policy, prompt action will be taken.

## **Drug Testing**

### **1. Reasonable Suspicion Testing**

If RSED has reasonable suspicion that the employee is working in an impaired condition or otherwise engaging in conduct that violates this policy, the employee will be asked about any observed behavior and offered an opportunity to give a reasonable explanation. If the employee is unable to credibly or adequately explain the behavior, he or she will be asked to take a drug test in accordance with the procedures outlined below.

If the employee refuses to cooperate with the administration of the drug test, the refusal will be handled in the same manner as a positive test result.

### **2. Procedures for Drug Testing**

RSED will refer the applicant or employee to an independent, National Institute on Drug Abuse (NIDA)-certified medical clinic or laboratory, which will administer the test. RSED will pay the cost of the test and reasonable transportation costs to the testing facility. The employee will

have the opportunity to alert the clinic or laboratory personnel to any prescription or non-prescription drugs that he or she has taken that may affect the outcome of the test. All drug testing will be performed by urinalysis.

The clinic or laboratory will inform RSED as to whether the applicant passed or failed the drug test. If an employee fails the test, he or she will be considered to be in violation of this policy and will be subject to discipline accordingly.

### **3. Acknowledgment and Consent**

Any employee subject to testing under this policy will be asked to sign a form acknowledging the procedures governing testing, and consenting to (1) the collection of a urine sample for the purpose of determining the presence of alcohol or drugs, and (2) the release to RSED of medical information regarding the test results. Refusal to sign the agreement and consent form, or to submit to the drug test, will result in the revocation of an applicant's job offer, or will subject an employee to discipline up to and including termination.

### **4. Confidentiality**

All drug testing-records will be treated as confidential.

#### **Notification of Criminal Convictions**

Employees must notify RSED of any conviction under a criminal drug statute for a violation occurring in the workplace or during any RSED-related activity or event. Employees must notify RSED within five days after any such conviction. When required by federal law, RSED will notify any federal agency with which it has a contract of any employee who has been convicted under a criminal drug statute for a violation occurring in the workplace.

#### **Disciplinary Action**

Violation of this policy may result in disciplinary action up to and including immediate termination. An employee who is convicted under a criminal drug statute for a violation occurring in the workplace or during any RSED-related activity or event will be deemed to have violated this policy. Mandatory participation in and satisfactory completion of an inpatient or outpatient drug or alcohol abuse assistance or rehabilitation program may become a condition of continued employment upon violation of this policy.



**SMOKE FREE ENVIRONMENT POLICY**  
All Regions

Rocketship's offices and schools are smoke-free environments. Smoking is not allowed anywhere on a school campus. It is the responsibility of each staff member to adhere to this rule, and to inform his or her guests of our non-smoking policy.





## MANDATED REPORTER POLICY California

In California, certain professionals are required to report known or suspected child abuse. Educators, including teachers, aides, school administrators, office workers, and all other employees of public schools are legally mandated reporters. **As an employee of a Rocketship Education school, or an employee of the Rocketship Education National office who has regular contact with children, you are a Mandated Reporter. A mandated reporter must make a report to the Department of Family and Children's Services whenever, in his/her professional capacity or within the scope of employment, he/she has knowledge of or observes a child whom the mandated reporter knows or reasonably suspects has been a victim of child abuse.**

This "Mandated Reporter Policy" is intended to educate Rocketship Education school employees of their responsibilities and rights under the Child Abuse and Neglect Reporting Act, as well as the procedures for complying with the Act.

### **When Must you Report?**

California's reporting law requires a report to be made when a mandated reporter has a "reasonable suspicion" of abuse. According to CA Penal Code § 11166(a)(1) "reasonable suspicion" means that it is "objectively reasonable for a person to entertain a suspicion, based upon facts that could cause a reasonable person in a like position, drawing, when appropriate, on his or her training and experience, to suspect child abuse or neglect."

The language chosen in the statute was deliberate and was drafted to ensure that a maximum number of abused children are identified and protected. As an educator, your role is not to serve as an investigator. If you feel that an ordinary person in your position would have any reason to suspect abuse, you are required to immediately report your suspicions.

### **What Types of Abuse Must Be Reported?**

Under applicable federal and state law, when the victim is a child (ordinarily a person under the age of 18), the following types of abuse must be reported by all legally mandated reporters. The perpetrator can be any adult or child, with the exception of a "mutual affray between minors" (i.e., a school yard fight).

## Physical Abuse

Physical Abuse means non---accidental bodily injury that has been or is being willfully inflicted on a child. It includes willful harming or injuring of a child or endangering of the person or health of a child defined as a situation where any person willfully causes or permits any child to suffer, or inflicts thereon, unjustifiable physical pain or mental suffering, or having the care or custody of any child, willfully causes or permits the person or health of the child to be placed in a situation such that his or her person or health is endangered.

## Severe Physical Abuse

Severe Physical Abuse includes any single act of abuse which causes physical trauma of sufficient severity that, if left untreated, would cause permanent physical disfigurement, permanent physical disability, or death; any single act of sexual abuse which causes significant bleeding, deep bruising, or significant external or internal swelling; or repeated acts of physical abuse, each of which causes bleeding, deep bruising, significant external or internal swelling, bone fracture, or unconsciousness.

## Neglect

Neglect means the negligent treatment or maltreatment of a child by acts or omissions by a person responsible for the child's welfare under circumstances indicating harm or threatened harm to the child's health or welfare, including physical and/or psychological endangerment. The term includes both severe and general neglect.

## Severe Neglect

Severe Neglect includes the negligent failure to protect a child from severe malnutrition or medically diagnosed non---organic failure to thrive and/or to permit the child or the child's health to be endangered by intentional failure to provide adequate food, clothing, shelter or medical care.

## General Neglect

General Neglect includes the failure to provide adequate food, shelter, clothing, and/or medical care, supervision when no physical injury to the child occurs.

NOTE: A child receiving treatment by spiritual means or not receiving specified medical treatment for religious reasons, shall not for that reason alone be considered a neglected child. An informed and appropriate medical decision made by a parent or guardian after consultation with a physician or physicians who have examined the child does not constitute neglect. See Assessment of Medical Neglect.

### Sexual Abuse

Sexual Abuse is the victimization of a child by sexual activities including, but not limited to sexual assault, rape (statutory rape and rape in concert), incest, sodomy, lewd and lascivious acts upon a child under 14 years of age, oral copulation, penetration of a genital or anal opening by a foreign object, child molestation and unlawful sexual intercourse. Also, please be aware that it is sexual abuse if the parent or guardian has failed to adequately protect the child from sexual abuse when the parent or guardian knew or reasonably should have known that the child was in danger of sexual abuse.

### Sexual Exploitation

Sexual Exploitation involves any person or person who is responsible for a child's welfare who knowingly promotes, aids or assists, employs, uses, persuades, induces or coerces a child, or knowingly permits or encourages a child to engage in, or assists others to engage in, prostitution or live performance involving obscene sexual conduct or to either pose or model alone or with others for the purpose of preparing a film, photograph, negative, slide, drawing, painting or other pictorial depiction involving obscene sexual conduct.

NOTE: Unlawful sexual intercourse is defined as an adult who engages in an act of sexual intercourse with a minor or any person who engages in an act of unlawful sexual intercourse with a minor who is more than three years younger, or a person 21 years or older with a minor who is under 16 years old.

### Non---Sexual Exploitation

Non---Sexual Exploitation involves forcing or coercing a child into performing acts which are beyond his/her capabilities, such as being employed for long hours and/or in a job which is dangerous or beyond his/her capabilities or forcing or coercing the child into illegal or degrading acts such as stealing, panhandling, and/or drug sales. Generally, these acts benefit the perpetrator in some way.

### Emotional Abuse

Emotional Abuse is nonphysical mistreatment, the results of which may be characterized by disturbed behavior on the part of the child, such as severe withdrawal, regression, bizarre behavior, hyperactivity, or dangerous acting---out behavior. Such disturbed behavior is not deemed, in and of itself, to be evidence of emotional abuse. Exposure to repeated violent, brutal or intimidating acts among household members (domestic violence) is emotional abuse.

### Caretaker Absence

Caretaker Absence is specific to the caregiver's situation rather than to the child's and may be used in addition to general neglect or substantial risk of harm allegations. This allegation type shall be used in either of the following circumstances:

- Caretaker Absence: The child's parent has been incarcerated, hospitalized or institutionalized and cannot arrange for the care of the child; parent's whereabouts are unknown or the custodian with whom the child has been left is unable or unwilling to provide care and support for the child.
- Caretaker Incapacity: The child's parent or guardian is unable to provide adequate care for the child due to the parent or guardian's mental illness, developmental disability or substance abuse.

### **Procedures for Reporting**

1. The moment you have a reasonable suspicion of abuse, reports must be made immediately or as soon practically possible by phone.
2. Reports must be made to a county welfare department, probation department (if designated by the county to receive mandated reports), or to a police or sheriff's department.
  - a. In the San Jose Area, you can contact the Santa Clara County Department of Family and Children's Services **24 hours a day** by calling the:
 

**Child Abuse and Neglect Center**  
**(408) 299---2071**
  - b. If you are unable to make your report at the number listed above, or you are informed that the incident is one which they will not investigate, please contact the police station closest to your school site.
3. Within 36 hours of the initial phone call, you must mail a written report to the same agency. The written report must be submitted on a Department of Justice Form SS 8572.
  - a. Form SS 8572 (State of CA Suspected Child Abuse Form)  
[http://oag.ca.gov/sites/all/files/pdfs/childabuse/ss\\_8572.pdf?](http://oag.ca.gov/sites/all/files/pdfs/childabuse/ss_8572.pdf?)
  - b. Instructions for Form SS8572  
[http://oag.ca.gov/sites/all/files/pdfs/childabuse/8572\\_instruct.pdf?](http://oag.ca.gov/sites/all/files/pdfs/childabuse/8572_instruct.pdf?)
  - c. If you contact the Santa Clara County Department of Family and Children's Services, mail your written report to:

**Santa Clara County Department of Family and Children's Services**  
**Child Abuse and Neglect Center**  
**373 West Julian St. -- Second Floor**  
**San Jose CA 95110**

4. Joint Knowledge

- a. It is the policy of Rocketship Education that a mandated reporter who is making a report, as required, is also to inform the Principal of the school of the suspected abuse, unless the Principal is the subject of the suspicion. You are not required to identify yourself to the Principal when you so inform him/her. **REMEMBER, reporting the information to the Principal or any other person shall not be a substitute for your making a mandated report to one of the agencies specified above.**
- b. However, when two or more persons who are mandated reporters jointly have knowledge of a known or suspected instance of child abuse, and when there is agreement among them, the telephone report and written report may be made by a single member of the team. Any member of a team who has knowledge that the member designated to report failed to do so must thereafter make the report himself/herself.
- c. Knowledge that a report has already been made by an outside party is not a substitute for making a mandated report.

5. After the report is made, Child Protection workers and/or law enforcement officers may contact you to gather additional information to aid in their investigation. You may have knowledge about the child and/or family which can aid the investigators in making accurate assessments and providing appropriate services. After the investigation has been completed or the matter reaches a final disposition, the investigating agency shall inform the mandated reporter of the results of the investigation and any action the agency is taking.

**Immunity from Liability**

- Mandated reporters have immunity from criminal or civil liability for reporting as required, unless the report is proven to be false and the person reporting knows it is false, or the report is made with reckless disregard of the truth or falsity of the incident. Mandated reporters and others acting at their direction are not liable civilly or criminally for photographing the victim and disseminating the photograph with the report (PC § 11172(a)).
- No supervisor or administrator may impede or inhibit a report or subject the reporting person to any sanction (PC § 11166(i)).
- The identity of the reporting party and the contents of the child abuse report are confidential and may only be disclosed to specified persons and agencies (PC § 11167(d)(1); PC 11167).
- In the event a civil action is brought against a mandated reporter as a result of a required or authorized report, he or she may present a claim to the State Board of

Control for reasonable attorney's fees incurred in the action if he or she prevails in the action or the court dismisses the action (PC § 11172(c)).

**Failure to Report**

Failure to report suspected abuse is a misdemeanor punishable by imprisonment or fine or both.



## **CAMPUS ACCESS AND VISITOR POLICY**

All Regions

Rocketship strives to create campuses that are welcoming to families, volunteers, and community members while maintaining a safe and secure environment for students and staff. This policy addresses management of the front entrance; procedures for visitor registration; procedures to follow when arranging for a campus visit; and ousting an individual from campus.

### **I. Front Entrance**

At all times during the school day, the front office to each Rocketship campus will be manned by a Rocketship staff member.

Ensuring that the front office is manned at all times is a primary responsibility of the school's Office Manager. If the Office Manager is unable to be at the front desk for some reason, he/she is responsible for finding another Rocketship staff member to be present. Individuals who are not Rocketship staff members should NOT be asked to cover the front desk.

### **II. Visitor Registration and Passes/Badges**

All visitors (including Rocketship Education regional and national staff members) are required to register with the front office immediately upon entering any school building or grounds during school hours.

After registering in the front office, visitors who are not Rocketship employees will be issued a Visitor's Pass that they must display at all times while on campus.

Rocketship regional/national staff ("Network Support") will receive personal identification badges from the Rocketship Human Resources department. Network Support staff must display their badge on their persons at all time while at a school site. If a Network Support staff member forgets his/her badge, he/she will need to obtain a Visitor's Pass from the front office.

All visitors must also sign out when leaving the campus.

Any visitor may be asked to provide personal identification at any time. Additionally, Rocketship may request that a visitor leave campus at any time if a visitor becomes disruptive or otherwise interferes with or threatens the health, safety, or order of students, staff, or campus operations.

### **III. Arranging for a Campus Visit**

Visits during school hours by non-Network Support or other Rocketship staff members should be arranged with the teacher and Principal (or designee) at least three days in advance. Teacher conferences should be arranged by appointment at least three days in advance and must be scheduled to take place during non-instructional time.

Parent/guardians who want to visit a classroom during school hours must first obtain written approval from the classroom teacher and the Principal or designee.

### **IV. Barring Individuals From Campus**

Rocketship recognizes that situations could arise where it may become necessary for the Principal and/or the Principal's supervisor to prohibit an individual from entering a Rocketship campus. Such situations may include an individual engaging in violence, threats of violence, harassment, or any other behavior that the Principal deems to be disruptive of the learning environment. Such actions will comply with any relevant state law requirements.

Barring is specific to each individual Rocketship campus and its related activities. Principals generally have the authority to bar a disruptive individual, but they must follow Rocketship's internal protocol and comply with all applicable state laws. Principals may not bar an individual beyond his/her particular campus, unless specific authorization is granted by the Director of Schools or the legal department.

It is the responsibility of the Business Operations Manager, Office Manager, and school security to:

- Enforce photo identification verification 100% of the time to ensure no barred individuals enter the building.
- Document and maintain procedures for pick-up, drop-off and any documentation related to the barring notice at the front desk.
- Determine, at the time of the incident and in collaboration with the Principals, whether the local police must be contacted.
- Maintain an accurate and current list of individuals who have been issued a barring notice.
- Enforce the barring notice by escorting individuals out of the building and off school grounds in a peaceful, quiet, and orderly fashion.
- Not engage any barred individual off school grounds using combative language, tone, or action.
- Contact the local police department in the event that an individual becomes physically confrontational or refuses to comply with the barring notice.

#### **V. Trespass Laws**

Anyone who refuses to leave after being asked by the Principal, or who enters a campus without proper authorization in accordance with this policy, may become subject to the local criminal laws regarding trespass and unlawful entry.





## **MEDICATION ADMINISTRATION POLICY**

### **California**

Rocketship is committed to supporting the health of its students and meeting the needs of students with medical conditions, in compliance with California laws and regulations. This policy addresses required documentation of student medication needs; staff administration of medication; student self-administration of medication; the use of epinephrine and asthma inhalers; emergency situations; and documentation and training requirements.

#### **I. Medication Authorization Form**

Before medication can be kept or administered at Rocketship, a student's parent/guardian must complete and submit a Medication Authorization Form. In accordance with EC § 49423 and 5 C.C.R. § 601(a), the Medication Authorization Form must include:

- Student's name and date of birth;
- Name of the medication to be administered and the reason for administration;
- Amount or dose of the medication;
- Method of administration;
- The time the medication is to be administered at school;
- Possible side effects;
- For medication prescribed on an as-needed basis, the specific symptoms that necessitate administration of medications, the allowable frequency for administration, and indications for referral for medical evaluation;
- For medication that is to be self-administered by the student, a statement that, in the authorized health care provider's opinion, the student is competent to safely self-administer the medication according to the conditions in the provider's written statement;
- Name, address, telephone number, and signature of the California authorized health care provider.

The student's parent/guardian must also provide Rocketship with a written statement indicating their desire that the school assist the student with medication administration as set forth in the Medication Authorization Form.

Immediately following any changes regarding the health or treatment of the student, the parent/guardian must submit an amended Medication Authorization Form to Rocketship. All Medication Authorization Forms must be updated at least annually.

#### **II. Staff Administration of Medication**

Pursuant to 5 C.C.R. § 604, medication may be administered to students by Rocketship personnel designated by the Principal and willing to perform.

Parents/guardians may come to Rocketship to administer medication to their child if the parent/guardian signs an agreement identifying who will administer the medication, stating the conditions under which the medication will be administered, and releasing Rocketship from the responsibility of administering the medication.

#### **III. Self-Administration of Medication**

Under EC § 49423.6 and 5 C.C.R. § 605, Rocketship may allow a student to carry and self-administer medication in accordance with this policy. This includes prescription inhaled asthma medication. (EC § 49423.1(b)(2)). Any self-administration of medication must be done in accordance with the Medication Authorization Form as described above.

Prior to allowing self-administration, Rocketship personnel must observe the student self-administering the medication and determine that the student is capable to adhere to standard precautions and appropriate handling of the medication.

#### **IV. Storage of Medication**

In accordance with EC § 49423, Rocketship may receive medication from a student's parent/guardian to store for use in accordance with a valid Medication Authorization Form. The medication will be stored with Rocketship's school nurse or Office Manager in a location that is easily accessible during an emergency.

The medication must be labeled with the following information:

- Name of the student;
- Name of the medication;
- Dosage;
- Time of administration; and
- Duration of medication.

All medications must be in original manufacturer packaging. The labeling must be consistent with the written statement from the authorized health care provider in the Medication Authorization Form.

Rocketship will return any unused, discontinued, or outdated medication to a student's parent/guardian as soon as possible after the course of treatment is completed or the medication reaches its expiration. Any medication that cannot be returned to the student's parent/guardian will be disposed of at the end of the school year in accordance with all applicable laws.

#### **V. Documentation Maintenance of Records**

Rocketship will create and maintain a list of students with valid Medication Authorization Forms, including the emergency contact information for each student. Students who are allowed to carry and self-administer medication will be specified in this list. The Principal may distribute the list among appropriate employees or agents.

Rocketship will maintain accurate records of all its employees and agents who are certified to administer medication. Rocketship will also maintain accurate records of all incidents where medication was administered to a student at school. The log will include at least the name of the student; the name of the medication; the medication dose and route; and the time the medication was administered.

#### **VI. Emergency Situations**

Rocketship personnel who provide life-sustaining emergency medication must receive documented training and maintain current certification in CPR from a recognized source (i.e. American Red Cross or American Heart Association).

School employees with proper training and certification are expected to respond to emergency situations without discrimination. If any student or staff member needs resuscitation, staff shall make every effort to resuscitate him/her. Staff members are prohibited from accepting or following any parental or medical "do

not resuscitate" orders. School staff should not be placed in the position of determining whether such orders should be followed, and such advance directives shall not be communicated to staff.



## **IMMUNIZATION POLICY**

### California

To promote the health and well-being of all students, and to comply with California laws and regulations, Rocketship requires all students to present proof of certain immunizations prior to beginning school at a Rocketship campus.

#### **I. Immunization Requirements**

No student shall be admitted to a Rocketship school unless the school has certification of immunization for that student, or unless the student is exempted pursuant to this policy.

Under CA Health and Safety Code §120325 and 17 C.C.R. § 6020, the California Department of Health requires that all students receive the following immunizations:

- Polio
- Diphtheria, Tetanus, and Pertussis (DTaP, DTP, or DT)
- Measles, Mumps, and Rubella (MMR)
- Hepatitis B
- Varicella (chicken pox)

Vaccinations must be administered according to the schedules and doses required by Department of Health guidelines.

#### **II. Conditional Admission**

In accordance with 17 C.C.R. § 6035, a student who lacks documentation of having received all required vaccine doses may be admitted conditionally if he/she has commenced receiving doses, is not currently due for any doses at the time of admission, and the parent/guardian is notified of the date by which the student must complete all the required immunizations. A student may also be granted conditional admission if he/she has obtained a temporary medical exemption in accordance with 17 C.C.R. § 6050 and the parent/guardian is notified of the date by which the student must complete all the required immunizations once the temporary medical exemption terminates.

#### **III. Certification**

As required by 17 C.C.R. § 6065, the physician or agency performing the immunization must provide the student's parent/guardian with a written record containing the following information:

- Name of the student;
- Birthdate;
- Type of vaccine administered;
- Month, day, and year of each immunization;
- Name of the physician or agency administering the vaccine.

When such a written record is not available, the parent/guardian will be referred to a physician or nurse for review of the student's immunization history and provision of immunizations as needed. The student will not be admitted until satisfactory proof can be shown.

Rocketship will record each student's immunizations on the California School Immunization Record, which will become part of the mandatory student record as defined in 5 C.C.R. § 430.

For students transferring between school campuses in California or from a school in another state to a school in California, if the mandatory permanent student record has not been received at the time of entry to the new school, Rocketship may admit the student for up to 30 days in accordance with 17 C.C.R. § 6070(e). If the mandatory record is not received at the end of the 30-day period, Rocketship will require the parent/guardian to present a written immunization record as described in this policy. If the record is not presented, the student will be excluded from further attendance until he/she comes into compliance with the immunization requirements.

#### **IV. Exemptions**

##### Medical Exemption

Pursuant to Health and Safety Code § 120370(a), students will be exempt from the immunization requirements if the parent/guardian files a written statement by a licensed physician stating that the child's physical condition renders immunization unsafe. The statement will indicate the specific nature and probable duration of the medical condition or circumstances for which the physician does not recommend immunization.

Under Health and Safety Code § 120370(b), Rocketship may temporarily exclude a student from school if there is good cause to believe that the child has been exposed to a disease for which he/she has no proof of immunization until a local health officer is satisfied that the child is no longer at risk of developing or transmitting the disease.

##### Personal Belief Exemption

Pursuant to SB 277, Rocketship will no longer accept exemptions related to personal beliefs against immunization. Students who have a letter or affidavit on file as of January 1, 2016, stating beliefs against immunization, will be allowed to remain enrolled until the student enrolls in the next grade span. For the purposes of this policy, "grade spans" are as follows: (1) birth to preschool; (2) kindergarten and grades 1-6, inclusive, including TK; (3) grades 7-12, inclusive.



## HEALTH AND SAFETY PLAN

California

### **Mission**

Rocketship Education will focus on the elimination of the disadvantages often associated with poverty and language barriers from the start of a child's education by immersing children in literacy and mathematics. We will prepare our graduates to achieve above grade level in their secondary education and attend four-year colleges.

### **Safe School Vision**

1. Rocketship will provide a safe, orderly, and secure environment conducive to learning.
2. Rocketship will create a school in which will be safe from both physical and social-psychological harm.
3. Rocketship will develop a plan to work cooperatively and collaboratively with the national office and School Board to identify, establish and use strategies and programs to comply with local school safety laws.
4. Rocketship will develop a plan to work cooperatively and collaboratively with parents, pupils, teachers, administrators, counselors and community agencies, including law enforcement, to provide safe and orderly schools and neighborhoods.
5. Rocketship will create a learning and working environment where parents can be confident that their students are safe and secure.
6. Rocketship will develop an academic program that will focus on high expectations of pupil performance and behavior in various aspects of the school experience.
7. Rocketship will identify clear procedures for emergencies.
8. Rocketship is aware of very few conditions on campus that could potentially cause accidental injury to students or staff and the school staff is working hard on preventing accidental injury to those present on campus (students, staff, parents, etc.).
9. Rocketship will solicit the participation, views, and advice of teachers, parents, school administrators, and community members and use this information to promote the safety of our pupils, staff and community.

**What does RSED do to promote school safety?**

Rocketship Schools use the following training, exercises, tools, and resources to promote school safety:

**Health/Safety Plan (this document):** Every school is equipped with a copy of this Health/Safety Plan, which should be kept in the Front Office. This plan is also accessible online. This plan is reviewed/updated every year by RSED national staff. School leaders, Office Managers, and Business Operations Managers are expected to review this manual every summer.

**Training:** School staff receive training annually on a variety of topics, including basic first aid, CPR, and emergency procedures.

**Safety Drills:** Schools run regular safety drills (earthquake, tornado, fire, etc.) in accordance with local regulations. Protocols for running safety drills are included in this Health/Safety Plan.

**School Safety Teams:** Before the school year starts, each school makes assignments to a School Safety Team. School Safety teams meet at least twice a year.

**Safety Checklists:** School staff conduct regular walkthroughs to identify hazards and to confirm that the school facilities are in good condition.

**School Evacuation Map + Assembly Sites:** Each school has a designated on- and off-site assembly site in case of an evacuation.

**Safety Equipment:** In addition to First Aid Kits and other emergency tools (e.g. a working flashlight, survival/earthquake buckets), schools are equipped with fire extinguishers and alarms. The RSED Facilities team maintains extinguishers and alarms (and keeps building up to code). T

**Emergency Cards:** Emergency cards for students are collected at the beginning of the school year and kept in the Front Office. The Office Manager uses these cards to contact student parent/guardians in case of an emergency at the school

**Safety Clipboards:** Every RSED classroom is equipped with a safety clipboard with an evacuation map and information to be used in case of emergency.

**Safety Binder:** The school Business Operations Managers is responsible for maintain an up-to-date Safety Binder that contains the school's drill logs and other documentation related to school safety.

**Safety Audit:** Schools are periodically audited by regional/national staff to ensure compliance with internal and external safety rules and regulations.

**Crisis Response Plan:** Rocketship also has an established Crisis Response Plan for school leaders to access with plans to stabilize a school community and deal with public communications. *This plan is kept confidential to RSED school leaders.*

**Accident/Incident Binder:** When there is a major accident or behavioral incident on campus, school employees fill out an Accident/Incident binder to keep a record of what happened. These are kept in a distinct "Accident/Incident Report" binder.



---

**Annual Safety Calendar (California)**


---

<b>June/July</b>	<ul style="list-style-type: none"> <li>• Safety Training for Office Managers (OM), Business Operations Managers (BOM), and School Leaders led by RSED national staff and others</li> </ul>
<b>August</b>	<ul style="list-style-type: none"> <li>• (Summer) Safety Training for school staff conducted by BOM and OM</li> <li>• Health/Safety forms and logs updated by BOM and OM</li> <li>• Safety Committee Meeting #1 led by BOM</li> </ul>
<b>September</b>	<ul style="list-style-type: none"> <li>• First fire drill conducted and logged (w/in 15 days of start of school; monthly)</li> <li>• First lockdown drill conducted and logged (w/in 30 days of operation, twice yearly)</li> </ul>
<b>October</b>	<ul style="list-style-type: none"> <li>• Fire drill conducted and logged</li> <li>• First earthquake drill conducted and logged (1/4)</li> </ul>
<b>November</b>	<ul style="list-style-type: none"> <li>• Fire drill conducted and logged</li> <li>• Safety Committee Meeting #2 led by BOM</li> </ul>
<b>December</b>	<ul style="list-style-type: none"> <li>• Fire drill conducted and logged</li> <li>• Earthquake drill conducted and logged (2/4)</li> </ul>
<b>January</b>	<ul style="list-style-type: none"> <li>• Fire drill conducted and logged</li> </ul>
<b>February</b>	<ul style="list-style-type: none"> <li>• Fire drill conducted and logged</li> <li>• Second lockdown drill conducted and logged</li> </ul>
<b>March</b>	<ul style="list-style-type: none"> <li>• Fire drill conducted and logged</li> <li>• Earthquake drill conducted and logged (3/4)</li> </ul>
<b>April</b>	<ul style="list-style-type: none"> <li>• Fire drill conducted and logged</li> </ul>
<b>May</b>	<ul style="list-style-type: none"> <li>• Fire drill conducted and logged</li> <li>• Earthquake drill conducted and logged (4/4)</li> </ul>
<b>June</b>	<ul style="list-style-type: none"> <li>• Fire drill conducted and logged</li> </ul>

---

---

**Annual Safety Calendar (MKE)**


---

<b>June/July</b>	<ul style="list-style-type: none"> <li>• Safety Training for Office Managers (OM), Business Operations Managers (BOM), and School Leaders led by RSED national staff and others</li> </ul>
<b>August</b>	<ul style="list-style-type: none"> <li>• (Summer) Safety Training for school staff conducted by BOM and OM</li> <li>• Health/Safety forms and logs updated by BOM and OM</li> <li>• Safety Committee Meeting #1 led by BOM</li> </ul>
<b>September</b>	<ul style="list-style-type: none"> <li>• First fire drill conducted and logged (w/in 15 days of start of school; monthly)</li> <li>• First lockdown drill conducted and logged (w/in 30 days of operation, twice yearly)</li> </ul>
<b>October</b>	<ul style="list-style-type: none"> <li>• Fire drill conducted and logged</li> <li>• Tornado drill #1 conducted and logged (twice a year)</li> </ul>
<b>November</b>	<ul style="list-style-type: none"> <li>• Fire drill conducted and logged</li> <li>• Safety Committee Meeting #2 led by BOM</li> </ul>
<b>December</b>	<ul style="list-style-type: none"> <li>• Fire drill conducted and logged</li> </ul>
<b>January</b>	<ul style="list-style-type: none"> <li>• Fire drill conducted and logged</li> </ul>
<b>February</b>	<ul style="list-style-type: none"> <li>• Fire drill conducted and logged</li> <li>• Lockdown drill #2 conducted and logged</li> </ul>
<b>March</b>	<ul style="list-style-type: none"> <li>• Fire drill conducted and logged</li> <li>• Tornado drill #2 conducted and logged</li> </ul>
<b>April</b>	<ul style="list-style-type: none"> <li>• Fire drill conducted and logged</li> </ul>
<b>May</b>	<ul style="list-style-type: none"> <li>• Fire drill conducted and logged</li> </ul>
<b>June</b>	<ul style="list-style-type: none"> <li>• Fire drill conducted and logged</li> </ul>

---

---

## Annual Safety Calendar (NSH)

---

June/July	<ul style="list-style-type: none"><li>• Safety Training for Office Managers (OM), Business Operations Managers (BOM), and School Leaders led by RSED national staff and others</li></ul>
August	<ul style="list-style-type: none"><li>• (Summer) Safety Training for school staff conducted by BOM and OM</li><li>• Health/Safety forms and logs updated by BOM and OM</li><li>• Safety Committee Meeting #1 led by BOM</li><li>• First fire drill conducted and logged (w/in 15 days of start of school; monthly)</li><li>• First lockdown drill conducted and logged (w/in 30 days of operation, twice yearly)</li></ul>
September	<ul style="list-style-type: none"><li>• Fire drill conducted and logged</li></ul>
October	<ul style="list-style-type: none"><li>• Fire drill conducted and logged</li><li>• Tornado drill #1 conducted and logged (twice a year)</li></ul>
November	<ul style="list-style-type: none"><li>• Fire drill conducted and logged</li><li>• Safety Committee Meeting #2 led by BOM</li></ul>
December	<ul style="list-style-type: none"><li>• Fire drill conducted and logged</li></ul>
January	<ul style="list-style-type: none"><li>• Fire drill conducted and logged</li></ul>
February	<ul style="list-style-type: none"><li>• Fire drill conducted and logged</li><li>• Lockdown drill #2 conducted and logged</li></ul>
March	<ul style="list-style-type: none"><li>• Fire drill conducted and logged</li><li>• Tornado drill #2 conducted and logged</li></ul>
April	<ul style="list-style-type: none"><li>• Fire drill conducted and logged</li></ul>
May	<ul style="list-style-type: none"><li>• Fire drill conducted and logged</li></ul>
June	<ul style="list-style-type: none"><li>• Fire drill conducted and logged</li></ul>

---

### Safe Facilities

In accordance with Board policy and regional statutes<sup>1</sup>, both students and staff of the school campus have the right to be safe and secure in their schools. This includes having a safe physical environment.

### School Location and Neighborhood

Rocketship Education's elementary schools are located in areas that have a higher poverty level and crime rate. The immediate area around the schools currently run in San Jose, CA include single family dwellings and rental homes. Present safety hazards include high resident turnover,

---

<sup>1</sup> Including the *California Education Code 35183.35183.5, 48907, 49066, and Code of Regulations Title 5, 302*

underemployment, juvenile crime, high percentage of renters, unsafe public spaces and gang activity.

### **School Buildings**

Rocketship will be housed in a facility that meets California Building Code requirements (Part 2 (commencing with Section 101) of Title 24 of the California Code of Regulations), as adopted and enforced by the local building enforcement agency with jurisdiction over the area in which the charter school is located.

*Hazardous Materials:* Surveys and management plans will be maintained and updated for hazardous building materials (lead, asbestos, etc.) and hazardous materials used and stored in and around the School will be handled and dispensed properly. Additionally, appropriate training for staff working with hazardous materials (i.e., pesticides, cleaning chemicals, etc.) will be provided.

*Indoor Air Quality:* A comprehensive indoor air quality program modeled on the EPA's "Tools for Schools" program will be implemented and maintained. This will include activities described in the Safety Checklists.

*Maintenance/Inspection of School Buildings:* Inspections will be performed to ensure that daily operations do not compromise facility safety and health. This will include maintaining safe access / egress paths (both routine and emergency), access to emergency equipment, eliminating obstructions to airflow, etc.

*Visitors/Campus Access Policies:* Rocketship schools adhere to established visitor and volunteer policies. These policies shall be shared with schools on its box.net online file storage site.

*Arrival/Dismissal:* In addition, Rocketship Education maintains a school map established by school staff at each school indicating safe entrance and exit areas for pupils, parents and school employees on its box.net online file storage site and in hard copy at each school site.

### **Expectations for Campus Safety and Appearance**

RSED expects principals and national/regional staff to ensure that our school campuses reflect the pride we take in our learning environments. (See also: Safety Checklists)

The following are explicit expectations for campus appearance and upkeep:

- RSED school buildings are well-maintained and appear neat and clean
- Pupils take pride in the appearance of their school and may contribute to campus beautification efforts (e.g. providing artwork for the walls, planting a vegetable garden outside)
- If the school is enclosed by a fence, the gate should be kept locked and/or monitored during school hours
- During the school day, staff members share responsibility for campus supervision and do not hesitate to question visitors or communicate safety concerns to the Principal
- When the school staff has identified locations on the campus that pose particular safety concerns, those areas receive increased supervision as determined by the Principal
- Graffiti and other acts of vandalism are removed ASAP. It is the goal of staff to make sure that schools are restored before pupils arrive each day, as possible
- School leaders have an accountability and maintenance system in place for most equipment (e.g., printers, copiers, laptops), which should include inventorying equipment annually
- School leaders will institute and abide by additional security procedures that are established regionally or by the Principal, such as the use of security systems.

## Framework for Emergency Preparedness

There are four stages of Emergency Management:

- 1) Mitigation/Prevention
- 2) Preparedness
- 3) Response
- 4) Recovery

### **(1) Mitigation/Prevention**

To prepare schools and staff for emergency management, RSED will emphasize mitigation/prevention of potential hazards or vulnerabilities at the school site.

Mitigation/prevention activities occur outside of an active emergency - they are actions that eliminate or reduce a potential threat beforehand.

Mitigation/prevention activities included in RSED's approach to emergency management include:

1. Hazard analysis
2. Identifying hazards
3. Recording hazards
4. Analyzing hazards
5. Mitigating/preventing hazards
6. Monitoring hazards
7. Safety Audit

### **(2) Preparedness**

Preparedness activities help prepare school sites and school staff for an emergency response.

Preparedness activities included in RSED's approach to emergency management include:

1. Providing emergency equipment and facilities.
2. Emergency planning, including maintaining this plan and its appendices.
3. Involving emergency responders, emergency management personnel, other local officials, and volunteer groups who assist this school during emergencies in training opportunities.
4. Conducting periodic drills and exercises to test emergency plans and training.
5. Reviewing drill, exercises and actual emergencies after they have occurring.
6. Revising safety plans as necessary.

### **(3) Response**

Rocketship will prepare school staff to respond to emergency situations effectively and efficiently. This document contains carefully-devised Emergency Response Plans (See Part: 2) for several common

emergencies. The goal of these plans is to guide staff to resolve an emergency situation quickly, while minimizing casualties and property damage.

#### **(4) Recovery**

If a disaster occurs, Rocketship will carry out a recovery program that involves both short-term and long-term efforts. Short-term operations seek to restore vital services to the school and provide for the basic needs of the staff and students. Long-term recovery focuses on restoring the school to its normal state. The federal government, pursuant to the Stafford Act, provides the vast majority of disaster recovery assistance. The recovery process may include assistance to students, families and staff. Examples of recovery programs include temporary relocation of classes, restoration of school services, debris removal, restoration of utilities, disaster mental health services, and reconstruction of damaged stadiums and athletic facilities.

- ***Note on Emergencies Occurring During Summer or Other School Breaks***

- If a school administrator or other emergency response team member is notified of an emergency during the summer (or when students are not in attendance for other reasons, depending on the school schedule), the response usually will be one of limited school involvement. In that case, the following steps should be taken:
  - a) Disseminate information to Emergency Response Team members and request a meeting of available members.
  - b) Identify close friends/staff most likely to be affected by the emergency. Keep the list and recheck it when school reconvenes.
  - c) Notify staff or families of students most likely to be affected by the emergency and recommend community resources for support.
  - d) Notify general faculty/staff by letter or telephone with appropriate information.
  - e) Schedule faculty meeting for an update the week before students return to school.
  - f) Be alert for repercussions among students and staff.

When school reconvenes, check core group of friends and other at-risk students and staff, and institute appropriate support mechanisms and referral procedures.

## Principles for Emergency Response

The previous section discussed the four phases of emergency management (Mitigation/Prevention, Preparedness, Response, and Recovery). This section focuses on the second phase (Response) and provides a framework for responding to a school emergency.

**Important Principle #1: While the Principal is ultimately responsible for leading school-wide emergency responses, all/any staff members should feel prepared to take charge in an emergency response situation.**

School personnel are usually first on the scene of an emergency situation in or near the school. School leaders may not be the first responder in an emergency situation – it could be a teacher, support staff member, or the school psychologist. Staff members present during an emergency situation will be expected to take charge and remain in charge of an emergency response situation until it is resolved or until he/she can transfer command to the Principal or to an emergency responder agency with legal authority to assume responsibility. It is important that RSED employees understand this expectation when committing to work at a Rocketship school.

**Important Principle #2: Staff members should seek help from other agencies, but may NOT transfer responsibility for student care outside RSED.**

When responding to an emergency, school staff should seek and take direction from local officials and seek technical assistance from state, federal, and other agencies (e.g., industry) as appropriate. At no time, however, should school officials transfer responsibility for managing students to another agency – accounting for students is the responsibility of the school.

**Important Principle #3: Deciding what to do first in an emergency is a two-step process.**

When an emergency situation occurs, school personnel must quickly determine which initial response action is appropriate for the situation. Evacuate or duck and cover? Lock the doors or go to a safe space?

There are two quick steps to determining what to do when faced with an emergency: 1) identify the type of emergency; and 2) determine immediate action(s) that are required.

### ***Step #1: Identify Type of Emergency***

The first step in responding to an emergency is to determine the *type* of emergency is occurring. Is it a fire or an earthquake? Is it a fire in the neighborhood of the school or a fire in the classroom? Identifying the type of emergency will inform the appropriate response.

Emergency procedures for a range of man-made and natural emergencies are provided in the “Emergency Response Plan” of this document. As this list cannot be exhaustive to all emergencies and situations, school staff are expected to exercise their judgment determining which type of emergency most applies to the current situation.



### **Step #2: Determine, Execute and Communicate Immediate Response Actions**

Alerting others of an emergency situation on campus can save lives and minimize damage to the school site. School staff should understand the following:

**Important Principle #4: In a life-threatening emergency, follow the “Window of Life” approach of Protecting Yourself, then Protecting Others, then Protecting the Place and then Notifying Public Safety/911.**

While it is important to quickly notify the authorities in an emergency, the priority of all staff should be to take personal protective action first before warning others in the immediate area and in the building. Once these immediate life-saving steps are taken, the 911 call for help should be placed.

If for example, an intruder with a weapon enters the front office, the Office Manager should:

1. Secure her/himself in a locked office
2. Make the lockdown call over the intercom / walkie talkies
3. Call 911

After calling 911, the flow of information at a school site should go from the first responder to the Principal to the RSED regional office.

The following visualization summarizes the Window of Life concept:



**Important Principle #5: In case of fire, activate the alarm**

In the event of a fire, ***anyone*** discovering the fire should activate the building fire alarm system and the building should evacuate immediately. In the event that a lock down or shelter-in-place incident is simultaneously in progress, the evacuation would be limited to the area immediately in danger from the fire – such a situation would occur under direction of the Principal or designee.

**Important Principle #6: All RSED employees are responsible for notifying school leaders of emergencies**

In the event the Rocketship main office or school staff receives information of an emergency on or near a school campus, the information shall be provided immediately to the school Principal. Once the type of emergency has been identified and the initial Window of Life steps have been taken, school personnel can determine the appropriate ***emergency response action*** to take:

<b>Emergency Response Actions – Summary</b>	
<b>Duck and Cover (and Hold)</b>	<p>1. Take action immediately in case of an earthquake, even without announcement by the Principal.</p> <p>2. If possible, the Principal or Office Manager should make an announcement over the PA system. If the PA system is not available, the Principal will use other means of communication, i.e., sending messengers to deliver instructions.</p> <p>3. If <i>inside</i>, teachers will instruct students to duck under their desks, cover their heads with arms and hands, and hold onto furniture until the shaking stops or otherwise notified. Students and staff should move away from windows.</p> <p>4. If <i>outside</i>, teachers will instruct students to place their heads between their knees and cover their heads with their arms and hands. Students and staff should stay in the open, away from buildings, trees, and power lines.</p>
<i>Earthquake</i>	
<b>Shelter-in-Place</b>	<p>1. The Principal will make an announcement on the PA system. If the PA system is not available, the Principal will use other means of communication, i.e., sending messengers to deliver instructions.</p> <p>2. If <i>inside</i>, teachers will keep students in the classroom until further instructions are given.</p> <p>3. If <i>outside</i>, students will proceed inside and into their classrooms if it is safe to do so. If not, teachers or staff will direct students into nearby classrooms or school buildings.</p> <p>4. The Utilities &amp; Hazards Team will assist in turning off the HVAC systems, turning off local fans, making sure windows and doors are shut, etc.</p>
<i>Airborne Contaminants, Hazardous Materials</i>	
<b>Lockdown</b>	<p>1. The Principal will make an announcement on the PA system. If the PA system is not available, the Principal will use other means of communication, i.e., walkie talkies, sending messengers to deliver instructions.</p> <p>2. If <i>outside</i>, students will proceed to their classrooms if it is safe to do so. If not, teachers or staff will direct students into nearby classrooms or school buildings.</p> <p>3. If <i>inside</i>, teachers will instruct students to lie on the floor, lock the doors, and close shades or blinds if it appears safe to do so.</p> <p>4. Teachers and students will remain in the classroom or secured area until</p>
<i>Criminal Activity in Area, Intruder on campus, Shooting</i>	

	<p>further instructions are given by the Principal or law enforcement.</p> <p>5. The front entrance is to be locked and no visitors other than appropriate law enforcement or emergency personnel, have to be allowed on campus.</p>
<p><b>Evacuate Building (Primary Evacuation Site)</b></p> <p><i>Fire</i></p>	<ol style="list-style-type: none"> <li>1. The Principal will make the following announcement on the PA system. If the PA system is not available, the Principle will use other means of communication, i.e., sending messengers to deliver instructions.</li> <li>2. The Principal will initiate a fire alarm.</li> <li>3. Teachers will instruct students to evacuate the building, using designated routes, and assemble in their assigned <i>Assembly Area</i>.</li> <li>4. Teachers will take the student roster when leaving the building and take attendance once the class is assembled in a safe location (e.g., Primary Evacuation Site).</li> <li>5. Once assembled, teachers and students will stay in place until further instructions are given</li> </ol>
<p><b>Off-Site Evacuation (Secondary Evacuation Site)</b></p>	<ol style="list-style-type: none"> <li>1. The Principal will make an announcement on the PA system. If the PA system is not available, the Principle will use other means of communication, i.e., sending messengers to deliver instructions.</li> <li>2. The Principal will determine the safest method for evacuating the campus. This may include the use of school buses or simply walking to the designated off-site location. The off-site assembly areas (Secondary Evacuation Site) are indicated on the Evacuation Map.</li> <li>3. Teachers will grab the student roster when leaving the building and take attendance once the class is assembled in a pre-designated safe location.</li> <li>4. Once assembled off-site, teachers and students will stay in place until further instructions are given.</li> <li>5. In the event clearance is received from appropriate agencies, the Principal may authorize students and staff to return to the classrooms.</li> </ol>
<p><b>Go to Safe Site</b></p> <p><i>Tornado</i></p>	<ol style="list-style-type: none"> <li>1. A siren will sound, or the Principal will make an announcement on the PA system. If the PA system is not available, the Principal will use other means of communication.</li> <li>2. Upon hearing the announcement or siren, teachers will grab their safety clipboard and walk-talkies, count their students, and lead them to the designated indoor safe site.</li> <li>3. At the safe site, teachers will instruct students to face the wall and hold their hands behind their head. Teachers will take roll, if safe.</li> <li>4. The Principal will announce to staff when it is safe to leave the safe site.</li> </ol>

<p><b>All Clear</b></p> <p><i>Emergency is Over</i></p>	<ol style="list-style-type: none"><li>1. The Principal will make an announcement on the PA system. If the PA system is not available, the Principal will use other means of communication, i.e., sending messengers to deliver instructions.</li><li>2. If appropriate, teachers should immediately begin discussions and activities to address students' fears, anxieties, and other concerns</li></ol>
---	--

## Accounting for Students During/After an Emergency

1. The **Principal will direct teachers** to take attendance using their paper rosters and report back to SLs by email (during a lockdown) or in person (at an evacuation site). Teachers should report three pieces of information:
  - a. # of students present in their classroom at that time (head count – Police may want this information);
  - b. Names of any students on the roster who aren't currently in the classroom;
  - c. Names of any students who are not on the roster but are in the classroom

*Note: If for some reason the teacher doesn't have a paper roster, one can be generated in Powerschool by pulling the Weekly Attendance Summary (Meeting) Report and navigating to the page for that cohort.*

2. **A school leader will access Powerschool** and pull the Weekly Attendance Summary (Meeting) Report. This will generate daily attendance by grade. (If you can't access Powerschool at the school, contact a Rocketship national/regional staff member to pull this report remotely).
3. **Office Manager** will give the other school leaders the student sign-in/out sheets. If the OM can't leave the Front Office, the OM can scan the sheet and email it around.
4. As teachers report in, **school leaders** (AP, BOM, Principal) should compile the information from teachers, PowerSchool, and the sign-out sheet to account for every student on the roster who isn't currently in their teacher's classroom. These students may be absent that day, they may have left school early, or they may be in another teacher's classroom.
5. If a student is still missing, the **Principal** should contact the child's family to confirm that the child was at school that day and did not leave early. If the child is still unaccounted for, the Principal should search for the child or notify the police.

## Communication Norms During an Emergency

**Walkies:** Use walkie-talkies for urgent communication only or if email and phone communications are not working. (An example of urgent communication is when a school leader asks you to respond over the walkie-talkie or to report an injured student).

**Email and Phone:** Check your email and keep your phone handy. In case of a lockdown, school leaders will use email to have teachers report that all their students are accounted for and uninjured.

**Social Media and Families:** Do not access Facebook, Twitter, or any other social media during an emergency. Do not contact families - families will be contacted using the school calling system.

## Fire

### Fire in the School Building

#### When the fire is discovered:

- Activate the nearest fire alarm .
- Call 911.
- Notify the Principal or other school leader ASAP
- The **Principal** should make sure all teachers are aware of the fire and are evacuating their students. If the fire alarm is not working, the Principal and designees should alert teachers by other means (e.g. Walkie-Talkies, go door to door, shout)
- In case of a fire, the Principal is the designated responsible official
- Fight the fire ONLY if:
  - The fire extinguisher is in working condition
  - The fire is small (the size of a wastebasket or smaller) and is not spreading to other areas
  - Escaping the area is possible by backing up to the nearest exit

#### Upon hearing of a fire:

1. The Principal should make sure 911 has been called. Multiple 911 calls are OK.



**Important!** The Fire Department is to be notified of fires larger in size than a wastebasket. The Fire Department will need the following information: School name and phone number, building address including cross streets, location of the fire within the building, information on the layout of the building/how to quickly reach the fire.

2. The **Principal** (or designee) should direct students and staff to evacuate the building. Teachers should know that the fire alarm means EVACUATE.
3. Teachers should evacuate their students:
  - Grab the class roster and safety clipboard.
  - Students should line up in single file and count student quickly.
  - Shut the door upon leaving
  - Take students to the primary assembly site, following the route on the map.
  - At the assembly site, take attendance and report any missing children to the Principal.
4. The **Office Manager** should grab the [Emergency Cards](#), Sign in/Out Sheets, and First Aid Kit before evacuating. As the Assistant to the Physically-Challenged, the Office Manager needs to make sure that students and staff with medical conditions are safely evacuated. The Office Manager will also render first aid if necessary.
5. If safe, the Principal should direct the **Business Operations Manager** (head of the **Hazards/Utilities Team**) to disconnect utilities & equipment before evacuating. This will mitigate damage caused by a fire.
6. All other staff members or visitors in the building should also evacuate.
7. The **Principal and Assistant Principals** should sweep the hall for students.

8. After evacuating (at the assembly site):

- The **Principal** should make sure that teachers take attendance. If students are missing, they should report to the Principal or Assistant Principals. The Principal will decide if a search/rescue mission is appropriate.
- The **Principal** should wait for the fire department and be prepared to assist them.
- Students and staff should wait together at the assembly site until they are dismissed.

9. If an emergency release is necessary:

- The Principal will work with the **Office Manager (head of the Student Release/Communications Team)** to contact parents (e.g. using OneCall) with instructions for the emergency release.



**Important!** The Principal or Office Manager are the only individuals authorized to sign out a child in the case of an emergency.

- The **Traffic and Security Team (led by the Business Operations Manager)** should help direct traffic during student release.

11. Wait until the fire department says it is OK to return to the building. If major damage occurred, the **Principal** should contact the Director of Schools to initiate a Crisis Response and bring in Facilities experts to make sure the building is safe for students.

**Fire In the Surrounding Area**

This procedure addresses the situation where a fire is discovered in an area near the school. I

1. If a fire is discovered near a school, the **Principal** should **notify 911**. If someone learns of a fire near the school, he or she should notify the Principal immediately.
2. **The Principal/designee** will initiate the appropriate emergency response action based on the nature of the threat. The Principal should consult with the Fire Department about whether or not the school should be evacuated and where it students and staff should go.
3. In the event of an evacuation, follow the protocol described above.
4. If an emergency release is necessary, follow the protocol described above. The Principal/designee should consult with the Fire Department to determine how the emergency release should occur.



## Earthquake

### What to Expect During an Earthquake

RSED staff members who've never experienced an earthquake or didn't grow up in an area where earthquake safety training was necessary may be especially anxious about what to expect when an earthquake hits. Knowing what to expect will help school staff make quick decisions about where to stand and which potential hazards (such as bookshelves or items mounted on walls) to avoid.

When an earthquake hits, the first indication of a damaging earthquake may be a gentle shaking, the swaying of hanging objects or the sound of objects wobbling on shelves. For a small earthquake, the gentle shaking, swaying, and wobbling for a few seconds may be the only impact. You may not have time to register that an earthquake is occurring and enact an emergency response.

In a violent earthquake, the signal to begin the emergency procedure is the sensation of severe quaking. You may be jarred by a violent jolt after the shaking, swaying, and wobbling. You may hear a low, loud, rumbling noise and then feel shaking, making it very difficult to move from one place to another. The following may occur:

- Freestanding bookshelves may topple
- Wall-mounted objects may loosen and fall
- Suspended ceiling components may fall, causing others to come down with them
- Door frames may be bent by moving walls and may jam doors shut
- Moving walls may bend window frames, causing glass to shatter, sending dangerous shards into the room
- The accompanying noise may cause considerable stress

Emergency response procedures for earthquakes included in this Plan include:

- (1) During/Immediately After an Earthquake
- (2) After an Earthquake: Evacuation
- (3) Special Circumstances: Earthquakes when Outside

### During/Immediately After an Earthquake: Drop and Cover

- 1) Instruct students to **DROP** and **COVER**.
  - Drop to the floor.
  - Take cover under a structure that can protect you from falling objects. The safest places in a classroom are under a sturdy desk or table, in a doorway, or against an inside wall (a wall that separates inside spaces). Keep your back to the windows to shield against broken glass.
  - Cover your head and neck with your arms.
- 2) Everyone else in the building should drop and cover as well.

- 3) Stay in this position until the shaking stops. Talk to students to keep them in the drop/cover position until the shaking stops.
- 4) If you have access to a walkie-talkie, make sure it is turned on.
- 5) After the shaking stops, check for injuries and render first aid.
- 6) Wait for further instruction over the intercom or through another means from the Principal or designee (e.g. evacuation).

### **After an Earthquake: Evacuation**

Evacuation after a major earthquake is necessary because of the threat of secondary disasters (fire, explosions, etc) caused by the earthquake.

Communications between and within the school may also be interrupted during an earthquake, so principals and teachers may need to use their own judgment deciding whether or not to evacuate a school or their classroom. These are the steps to follow after the initial response to an earthquake described above:

- 1) The **Principal** (or designee) is responsible for **initiating the fire alarm** to signal the evacuation of the building after an earthquake. Always evacuate after an earthquake to check the school grounds before bringing students back inside.
- 2) If an evacuation is initiated (i.e. fire alarm goes off), **everyone in the building should evacuate** and leave the door open as they leave:
  - 3) Teachers should evacuate their students:
    - Grab the class roster and safety clipboard.
    - Students should line up in single file and count student quickly.
    - LEAVE THE DOOR OPEN upon leaving (this is the opposite of a fire drill)
    - Take students to the primary assembly site, following the route on the map.
    - At the assembly site, take attendance and report missing children to the Principal.
  - 4) The **Office Manager** should grab the Emergency Cards, Sign-in/Out Sheets, and First Aid Kit before evacuating. As the Assistant to the Physically-Challenged, the Office Manager needs to make sure that students and staff with medical conditions are safely evacuated.
  - 5) If safe, the Principal should direct the **Business Operations Manager** (head of the **Hazards/Utilities Team**) to disconnect utilities & equipment before evacuating. This will mitigate damage caused by a fire, if one results.
- 6) After initiating the fire alarm, the **Principal** should:
  - Sweep the hallways (with APs or the Business Operations Manager).
  - Make sure 911 has been called (if not already called).
  - Evacuate the building with students and staff.
- 7) As the Head of the **First Aid Team**, the Office Manager should be sure to grab a First Aid Kit, Emergency Cards, and Sign in/Out sheets.

8) After evacuating (at the assembly site):

- Teachers should take attendance and notify the Site Communications Team (Principal, APs, BOM) of missing students or staff.
- If students or staff are missing, the Principal should lead a search and rescue mission
- If first aid is needed, the Office Manager and the First Aid Team should set up a First Aid Kit and render aid as needed.
- The Business Operations Manager should turn off the gas and electricity, if it is safe to do so. (This will minimize risk of fire or explosion after an earthquake).
- RSED schools are equipped with earthquake/survival buckets with tools, food, and drinking water that can be used in case of an emergency.
- Principals will observe the following:
  - Re-entry into Classrooms:** The Principal/designee will determine if it is safe to re-enter the classroom. Students and staff should stay out of the building until the Principal has given the OK.
  - Release of Staff:** Once the student body is as safe and secure as possible, teachers will remain with students until the Principal or designee releases staff to attend to personal situations, families and home.

**Special Circumstance: Earthquake While Outside the Building**

Follow these instructions if outside during an earthquake:

- 1) Stay outside.
- 2) Instruct students to move away from buildings, street lights, and utility wires – stay in the open.
- 3) Instruct students to drop and cover until the shaking stops.
- 4) Proceed to the evacuation site when safe.
- 5) Make sure your walkie-talkie is on and listen for further instruction.

## Severe Weather/Tornado

Severe weather includes violent thunderstorms, tornadoes, and other forms of disruptive weather phenomena.

- 1) The **Principal** is responsible for monitoring severe weather situations and initiating an emergency response. If other staff or community members learn of a severe weather situation, they should notify the Principal ASAP.
- 2) In the case of a Tornado or Severe Weather **Watch** (i.e. be on alert as conditions are favorable for a Tornado or severe weather), the Principal should use a battery-powered weather radio to monitor/listen for updates on the weather.
- 3) In case of a Tornado or Severe Weather **Warning** (i.e. tornado has been spotted/is coming/is imminent), a siren may sound, and the Principal should initiate a GO TO SAFE SITE response.
- 4) Upon hearing an announcement to GO TO A SAFE SITE, **Teachers** should take the following steps:
  - \* Grab your safety clipboard and walkie-talkie.
  - \* Make sure your walkie-talkie is on.
  - \* **COUNT** your students before you leave the room.
  - \* Lead your students to the designated INDOOR SAFE SITE, following the path on your map.
  - \* If severe weather is imminent, instruct students to face the interior wall and get down on their knees, holding their hands behind their head.
  - \* As possible, take attendance at the safe site.
  - \* If you need assistance or student(s) is (are) missing notify the **Site Communications Team (Principal and APs)**.
- 5) The **Office Manager** should grab the Emergency Cards, Sign-in/Sign-Out sheet, and First Aid Kit before heading to the Safe Site. As the assistant to the physically-challenged, the OM needs to make sure that students and staff with physical challenges are evacuated. (Consult the List of Staff/Students with Medical Conditions if there are any questions).
- 6) The Principal should continue listening to the weather radio and determine when it is safe to return to the classrooms.
- 7) Staff and students should wait for the "All Clear" signal from the Principal to return.

**Note: If you are unable to get to the school's designated safe site, consider the following safety tips:**

- Small interior rooms on the lowest floor and without windows
- Hallways on the lowest floor away from doors and windows
- Rooms constructed with reinforced concrete, brick or no windows
- Stay away from outside walls & windows
- Use arms & protect head & neck
- Remain sheltered until the tornado threat is announced to be over

## Flood

In case of a flood, the Principal will generally have sufficient warning to make arrangements to close the campus.

If a flood threatens the school without sufficient warning (e.g. flash flooding), the following procedure applies:

- 1) The **Principal** is responsible for monitoring severe weather situations and initiating an emergency response. If a staff or community member learns of an impending flood, he or she should notify the Principal ASAP. In case a flood watch/warning, a siren may also sound. The Principal should have a battery-powered weather radio handy and should keep it on when severe weather, such as a flood, is impending.
- 2) The Principal should get information from the local emergency management agency and determine whether a SHELTER-IN-PLACE (with emergency release, if there is enough time), EVACUATE, or OFF-SITE EVACUATION procedure is appropriate.
- 3) In case of an evacuation, the Principal should direct staff and students to evacuate the affected buildings per the regular procedure (grab clipboard + roster, count students, lead them out in single file by the established evacuation route). If conditions change, the Principal may turn an Evacuation into an Off-Site Evacuation.
- 4) The **Office Manager** should contact families with information on emergency release plans/to reassure them that students have been evacuated (OneCall or other).
- 5) The Principal should continue monitoring the situation using the weather radio and remain in contact with emergency response officials to inform next steps.
- 6) In case of sustained emergency situation, RSED schools have earthquake/survival buckets with tools, drinking water, and food that can be used in case of emergency.

### Flood Special Circumstance– Flood off site

If a flood occurs when students/teachers are unable to evacuate with the rest of the school, the following guidelines should be observed:

- Climb to high ground and stay there
- Avoid walking or driving through flood water
- If car/bus/van stalls, abandon it immediately and climb to a higher ground

## Air Pollution / Smog

It is recommended that protective measures be taken by sensitive persons in case of air pollution/smog. These are persons with chronic lung disease or asthma, the elderly, the chronically ill and exercising children and adults.

### Protective Actions

- Avoid strenuous outdoor physical activity during an episode.
- Avoid exertion or excitement, which will increase breathing rate.
- Plan indoor activities for students.
- Outdoor activities should be restricted beginning at stage two or when the media announces a bad air day.
- Remain indoors until the episode ends. Keep doors and windows closed, as indoor concentrations of ozone are about one-half that of outdoor levels.
- Use the air conditioner to re-circulate indoor air and keep cool. High temperatures may add stress to the pollutant effects.
- Avoid aerosols, dust, fumes, and other irritants. Reduce activities such as cooking or cleaning, which produce irritants to the nose, eyes, and lungs.
- Avoid traffic-congested areas where pollutants are being generated, if you must go outside.
- During air pollution seasons, use the cooler morning hours for outdoor activities.
- Expect severity of symptoms to increase as ozone levels increase (coughing, wheezing, shortness of breath, headaches, chest discomfort and pain, etc.).
- 



**Important!** If notified, via the health department that it is unhealthy for students to be outside, the school (Office Manager/Principal) will be notified, via the all-call system. In this case, recesses should be cancelled and schools should follow the "rainy day" schedule for lunch.

### Stage 1: Advisory/Alert

- MODIFY WORK PROGRAM to reduce activities that increase your respiration rate.
- REDUCE VEHICLE USE. Curtail work-related driving and carpool to and from work. Encourage students to bike, walk or carpool to school.

### Stage 2: Warning

- IF AT HOME, REMAIN HOME. Sites will be closed until the Principal is notified that the warning is terminated. Await instructions from your supervisor.
- IF AT WORK, REMAIN AT WORK until released by the Principal

### Stage 3: Declared Emergency

- IF AT HOME, REMAIN HOME. Sites will be closed until the Principal is notified that the emergency is over. Await instructions from your supervisor.
- IF AT WORK, REMAIN AT WORK until released by the Principal/designee

## Power Loss

If the power goes off (either as an isolated event or as part of another emergency), it may quickly return. In the event of extended power loss to a facility, these precautionary measures should be taken to keep the facilities safe:

- Unnecessary electrical equipment and appliances should be turned off. Power restoration could result in a surge causing damage to electronics and affecting sensitive equipment.
- *If the facility is located in an environment with freezing temperatures:*
  - Turn off and drain the following the fire sprinkler system, standpipes, potable water lines, and toilets in the event of a long term power loss.
  - Equipment that contains fluids that could freeze without heat should be moved to heated areas or drained of liquids.

### Upon Restoration of Heat & Power:

- Electronic equipment should be brought up to room temperature before energizing to prevent condensate from forming in the circuitry.
- *In freezing environments:* Fire and potable (drinking) water piping should be checked for leaks from freeze damage after the heat has been restored to the facility and water turned back on.

## Criminal Activity Nearby (Police Chase, Search in Neighborhood)

When someone learns of a threat near the school campus (ex. violence or criminal activity in the neighborhood), he/she should initiate a **Lockdown Procedure** as follows:

1. Call 911 (multiple phone calls to report the same disturbance are OK).
2. Notify the Principal or another school leader ASAP.
3. A school leader should announce that the school needs to go into **Lockdown** over the intercom or through another means (i.e. walkie talkies). For example:
 

“We have an emergency situation and teachers need to implement a lockdown. Teachers, bring students into classrooms and lock and/or barricade your doors. Do not open your door unless a school leader asks you to. We will be sending an email asking teachers to confirm that they are OK and all students are accounted for – please respond to this ASAP.”
4. For updates on the situation, a school leader should call the local police department.
5. The Office Manager should be prepared to share the sign-in/out sheet with School Leaders.
6. The Principal (or an AP, if the Principal is absent) should try to make sure all students in the building are accounted for by having teachers take attendance and report the # of students in their room, the names of students on their rosters who aren't physically in their rooms, and the names of students who aren't on their rosters but are physically in their rooms. (**See also: Accounting for Students During/After an Emergency**).
7. Communicate with parents using our automated calling system another means. Parents should stay away from the school if there is an active situation at the school – they could get in the way of law enforcement responding to the crisis. Consider the following message:

“There is a situation at Rocketship XY and the school is in lockdown. Everyone is safe, and the police have been contacted. For your safety and the safety of our staff and students, please do not call the school and do not come to the school. We will notify you with an update as soon as possible.”

8. Notify the **Director of Schools** (when safe to do so) to initiate a crisis response (See also: Crisis Response Plan).
9. Wait until you hear from law enforcement to end the lockdown. When the lockdown ends, get contact families and let them know what your plan is for emergency dismissal and if you will use additional safety measures during dismissal (e.g. checking walker rider cards at two locations and/or asking for photo IDs).

#### **Upon hearing the Lockdown order, teachers should:**

1. Bring all students inside (even if they don't belong in your class).
2. Lock the door if you can. If not, barricade with furniture.
3. Turn off the lights.
4. Close the curtains/blinds.
5. If there is shooting, have students hide behind internal barricades away from windows and wait silently.
6. Turn on your walkie and check your email. Wait for instructions from school leaders.
7. Do not allow students to exit the classroom. No bathroom breaks!
8. When asked by your school leaders, use the paper roster in your classroom to take attendance and then send an email to your school leaders (Principal, APs, BOM, and OM) with three pieces of information:
  - # of students currently in your classroom;
  - Names of students on your roster who aren't currently in your classroom;
  - Names of student who isn't on your roster but is in your classroom at that time  
(See also: ACCOUNTING FOR STUDENT DURING/AFTER AN EMERGENCY)
9. There is no way to predict how long a lockdown will last. Keep kids quiet and comfortable. Consider handing out hard candies to help kids cope with the stress. If a lockdown lasts for an hour or more, consider handing out small bottles of water (no bathroom breaks!) and/or granola bars.
10. Kids will have questions – be prepared. All Rocketeers should understand what it means to go into “lockdown” and that we go into lockdown to stay safe when there's a threat (burglar, wild animal, or violence) near our school.

**Remember to....Turn on your Walkie-Talkie, Keep it Quiet:** Teachers and YMCA/City Year/Field Crew & After School staff must have a charged & functioning Walkie Talkie in their classroom or on their body, if outside. Walkie Talkies are charged/stored in the Staff Room at night.

### **Intruder With a Weapon**

#### ***Note on Students With Weapons:***

When a student is discovered on campus with a deadly weapon:

- The Principal (or other school leader) shall be notified ASAP
- If the student poses an active threat to the school (e.g. student will not give up the weapon), the Principal or designee shall implement a school-wide emergency response, initiating a Lockdown and calling 911.



- If no imminent threat is posed (e.g. a knife was discovered in a student's backpack and immediately confiscated), the Principal shall take the student to the school's front office and deal with the situation using standard RSED disciplinary procedures.

**If an intruder enters the school campus with a deadly weapon, everyone should do the following:**

1. Do not confront the intruder. Follow the Window of Life principle and take personal protective action first: get to a safe location with the **door locked and/or barricaded**.
2. Warn those immediately around you and if possible, notify the principal or another school leader ASAP. All staff can and should **make the Lockdown call** over the intercom or walkie talkies rather than waiting for the principal or school leader.
3. **Call 911**. Give as many details as you can about the intruder's identity, location, and the kind of weapons he/she has. Please also use as many descriptive details about the intruder as you can, including: gender, age, ethnicity, height/weight, clothing and other remarkable characteristics such as piercings, jewelry and tattoos.
4. Follow the **Lockdown Procedure** described above.

## Shooting (Drive-by, Neighborhood)

If shooting occurs at or near a school site, the immediate concern is the safety of students and staff.

If you suspect that shots may be fired from a passing vehicle:

1. Direct staff and students to lie flat on the ground and keep as low as possible.
2. If safe, look at the vehicle, try to identify:
  - License plate number
  - Type of vehicle
  - Occupants
  - Weapons

Immediately after the vehicle is gone:

1. Alert the Principal
2. Call 911.
3. **Principal/Designee** will order a **Lockdown** for staff and students (See **Lockdown Procedure** above). This order will stay in place until law enforcement arrives and gives the all clear.
4. Do not move those seriously injured unless imminent danger exists. If the injured are ambulatory, move them to a safe shelter.
5. Immediately notify the Principal of any injuries and report the extent of the injuries.
6. Stay with the injured until emergency services arrive.
7. The Principal/Designee should contact his/her supervisory Director of Schools to initiate a crisis response (See also: Crisis Response Plan).
8. If the media arrives, they should be directed to the Principal/Designee.

**REMEMBER- Students will model their emotional reaction after yours. STAY CALM.**

## Hostage Situation

If a hostage situation arises at a school, do the following:

- 1) Notify the **Principal** or another school leader ASAP.
- 2) Stay calm and keep students as calm as possible.
- 3) Do NOT be a hero; Follow the captor's instructions.
- 4) Cooperate and be friendly. Don't argue with or antagonize the captor.
- 5) Inform captors of medical or other needs.
- 6) Be prepared to wait – elapsed time is a good sign.
- 7) Don't try to escape and don't try to resolve situation by force.
- 8) Be observant and remember everything that is seen or heard, including details about the captor's appearance (gender, ethnicity, height/weight, clothing, tattoos, etc.).
- 9) If a rescue takes place, lie on the floor and await instructions from rescuers.

Upon hearing of a hostage situation at the school site, the Principal should:

- 1) Call the police ASAP.
- 2) Move other students and teachers away from the hostage situation, if safe. Avoid making announcements over the loud speaker if this could antagonize the captor.
- 3) Keep everyone as calm as possible.

## Shelter-in-Place

A Shelter-In-Place order means that a situation has occurred that requires students and staff to remain inside with limited exposure to outside air (turn off the air conditioning). An example of a Shelter-in-Place emergency would be a fire in a nearby factory that is releasing toxic fumes into the air.

1. The **Principal** will make an announcement to signal a shelter-in-place, such as:  

“We have received information about a fire at a manufacturing plant nearby that is releasing toxic fumes. Students and staff should get inside. Teachers, close the windows to your classrooms. We will be turning off the air conditioning. Please stay inside and continue teaching with the windows shut. I will be sending out an email that you should all respond to once you have taken attendance.”
2. The Business Operations Manager should turn off the HVAC system.
3. When the announcement has been given, **Teachers** should lead all students indoors and into their classrooms and shut the doors and windows. It is a good idea to stuff a towel or sweatshirt under the door, if available. Once inside, teachers should take roll.
4. The Principal or designee should send out an email to teachers asking teachers to confirm that they are OK and that all students are accounted for.
5. If safe to do so, the Utilities and Hazard Team (under direction of the **Business Operations Manager**) should walk through the campus to make sure that all windows are shut and doors are closed.
6. Teachers should respond to the email confirming they are OK or alerting the Principal that students are missing. If students are missing, the Principal will decide if a search and rescue mission is safe.

7. If necessary, **the Utilities and Hazard Team** (under direction of the Business Operations Manager) should shut off the gas and power systems for the building.
8. The **Principal** should contact the authorities (local Fire department) to find out when it is safe to release students/end the Shelter-in-Place drill.

### **Car/ Bus Accident**

In case of a car or bus accident on/near the school premises, the **Bus Driver** or **First Responder to the Scene** should take charge of emergency response actions.

- 1 Remain calm and call 911 immediately. Report any and all details, including if another vehicle was involved the make/license plate number, and details about the driver.
2. Contact the school **Principal**. The Principal or designee should call the Head of the Region immediately and also contact the bus owner/contractor.
3. The driver or First Responder should care for the immediate needs of his passengers to the extent possible and also to the non-passengers involved in the accident, if possible.
5. The driver and First Responder(s) should wait for the emergency responder personnel (fire, ambulance, etc.) to arrive. Even if an ambulance is not needed, the First Responder should also and driver should wait on the premises while the driver(s) and principal report the accident
6. Afterward, preserve the accident to the extent possible – don't move things except in the service of helping victims.
7. The driver may not authorize any passenger to leave or be taken from the accident scene. If there are children on the bus, a staff member must supervise dismissal.

## Threat to School

*If a school is threatened over the phone (e.g. bomb threat, terrorism), the caller needs to keep cool and try to remember as much information as possible from the caller.*

### Person Receiving the Threat

The person who receives the threat has the best information for police to follow-up on.

- Try to keep the caller on the line – don't hang up!
- Get as much information as possible from the caller and write down what you're hearing:
  - Is the caller a male or a female? Adult or child?
  - What did the caller's voice sound like? High? Soft? Whispery? Deep? Raspy? Intoxicated?
  - Did the caller have an accent?
  - Did you hear anything in the background? Cars/street noise? Dog barking? Music? Voices?
  - What specifics did the caller give about the threat (e.g. a bomb will explode in the server room tomorrow at noon)?
- Report all this information to 911
- After the caller hangs up, report immediately to the Principal or nearest school leader.
- Call 911 and report these details.

### Upon hearing of a threat to the school, the Principal:

- Makes sure 911 is called immediately, and that the person receiving the threat has either called or is available to provide first-hand information to the 911 receiver.
- Assumes command of the emergency until replaced by the fire department/Sheriff's Department.

### Specific Situation: Bomb Threat

- Designated staff member leads an evacuation of the building. "Your attention please. Your attention please. Evacuate the building – Evacuate the building."
- The principal and designee should conduct a sweep of the school grounds after the evacuation to make sure everyone is out.
- Teachers should: visually scan their room – is there anything out of place? Any students missing?
  - Count students quickly before leaving and grab the safety clipboard.
  - Leave doors unlocked and turn off lights when leaving.

### Specific Situation: Shooting Threat

- The Principal shall implement a lockdown order until police arrive.
  - The principal's designee (e.g. Assistant Principal) should check all restrooms and the perimeter of the building and lock the gate to keep the area secure.
- Upon consultation with law enforcement/fire department (usually after inspection by law enforcement) declares the buildings to be unsafe or safe to re-enter.
- Contact the Director of Schools to initiate a crisis response plan.
- If school buildings are deemed unsafe, the Principal should arrange for transportation to another site.

- With the Office Manager, the Principal will contact parents so that they know where to go for an emergency pickup and so that they are not rushing to a dangerous site (i.e. by using OneCall)

## Explosion

This section addresses four possible scenarios involving an **Explosion/Risk of Explosion**. (Note: this plan addresses the emergency response to a terrorist attack resulting in an explosion).

### Scenario 1: Explosion on School Property

1. In the event of an explosion, everyone should initiate DUCK AND COVER. **Teachers** should instruct students to DUCK and COVER.
2. The **Principal or his/her designee** will call "911."
3. The **Principal/designee** will consider the possibility of another imminent explosion and initiate emergency response actions based on their assessment of the situation. These emergency response actions could include SHELTER-IN-PLACE (low threat of another explosion), EVACUATE BUILDING or OFF-SITE EVACUATION.
  - \* In the event of an evacuation, the Principal will direct the Office Manager or designees to make an announcement of the evacuation and give instructions to teachers and other staff, including which assembly site to use.
  - The **Office Manager** will take the Emergency Cards, Sign in/Sign Out Sheets, and the First Aid Kit with him/her to the assembly point. The Office Manager must make sure all Physically-Challenged Students and staff are assisted out of the buildings.
  - In the event of an evacuation, **Teachers** should follow standard evacuation procedures. They should grab their safety clipboard and attendance roster, count their students before leaving, shut the door, and lead their students in an orderly fashion on the established route to the assembly site.
  - At the assembly site, **teachers** will take attendance to account for students. Teachers will notify the **Site Communications Team (Principal, APs, or BOM)** of missing students.
4. If students or staff are injured, the Office Manager will direct the First Aid Team to set up a station and tend to the injured.
5. The **Utilities and Hazards Team Leader** will notify the appropriate utility company of damages to water lines, sewers, power lines and other utilities.
6. The **Principal/designee** will notify the Head of the Region to initiate a Crisis Response Plan (See also: Crisis Response Plan).
7. Members of the **Traffic and Security Team**, under direction of the BOM, will post guards a safe distance away from the building entrance to prevent persons entering the school buildings.

8. The **Student Release/Communications Team** will notify parents of emergency release plans and procedures (e.g. using OneCall).
9. An area affected by an explosion will not be reopened until an appropriate agency provides clearance and the **Principal/designee** gives authorization to do so and a qualified fire suppression and haz mat team has inspected the building.

### **Scenario 2: Risk of Explosion on School Property**

1. The **Principal/designee** will initiate the appropriate emergency response based on available information. This may include DUCK AND COVER, SHELTER-IN-PLACE, EVACUATE BUILDING, or OFF-SITE EVACUATION.
  - In the event of an evacuation, the **Principal** will direct the **Office Manager** or designees to make an announcement of the evacuation and give instructions to teachers and other staff, including which assembly site to use.
  - The **Office Manager** will take the Emergency Cards, Sign-in/Out sheets, and First Aid Kit with him/her to the assembly point.
  - In the event of an evacuation, **Teachers** should follow standard evacuation procedures. They should grab their safety clipboard and attendance roster, count their students (if safe to do so) before leaving, and proceed to the assembly site.
  - At the assembly site, **teachers** will take attendance to account for students. Teachers will notify the **Site Communications Team (Principal, APs, or BOM)** of missing students.
2. The **Principal/designee** will call "911."
3. The **Utilities and Hazards Team**, under direction of the BOM, will notify the appropriate utility company of damages to water lines, sewers, power lines and other utilities.
4. The **Principal/designee** will notify the Head of the Region and initiate a crisis response (see also: Crisis Response Plan).
5. All affected areas will not be reopened until the appropriate agency provides clearance and the **Principal/designee** issues authorization to do so.

### **Scenario 3: Explosion or Risk of Explosion in Surrounding Area**

1. The **Principal/designee** will initiate a SHELTER-IN-PLACE emergency response. The **Office Manager** or designee will communicate this order to teachers, and teachers will make sure students follow this order.
2. The **Principal/designee** will notify "911."
3. The school will remain in a SHELTER-IN-PLACE condition until the appropriate agency provides clearance and the **Principal/designee** issues further instructions.

**Scenario 4: Nuclear Blast or Explosion Involving Radioactive Materials**

1. The **Principal/designee** will initiate the SHELTER IN-PLACE emergency response. The Office Manager or designee will communicate this order to teachers, and teachers will make sure students follow this order
  - When sheltering, personnel should try to establish adequate barriers or shielding (e.g. concrete walls, metal doors) between themselves and the source of the blast or explosion, and should avoid sheltering near exterior windows.
2. The **Principal/designee** will notify "911."
3. After the initial blast, the **Site Communications Team** (Principal, APs, BOM) should lead an effort to remove students from rooms with broken windows, extinguish fires, provide first aid, and relocate students from upper floors if possible.
4. Under direction of the BOM, the **Utilities and Hazards Team** will turn off the school's main gas supply, local fans in the area; close and lock doors and windows; shut down all buildings' air handling systems; seal gaps under doors and windows with wet towels or duct tape; seal vents with aluminum foil or plastic wrap, if available; and turn off sources of ignition, such as pilot lights.
5. The **Principal or designee** will monitor radio or television announcements and initiate further actions as appropriate.
6. At the **Principal/designee's discretion**, and only if safe to do so, designated personnel should attempt to distribute emergency supplies including food and water.
7. The school will remain in a SHELTER-IN-PLACE condition until the appropriate agency provides clearance.

**Radiation Threat**

A radiation threat, often called a "dirty bomb," is the use of common explosives to spread radioactive materials over a targeted area.

- If you are OUTSIDE, cover your nose and mouth and quickly go inside a building that has not been damaged.
- If you are INSIDE, close windows and doors; turn off air conditioners, heaters or other ventilation systems. (Shelter-in-Place)

Steps for self-decontamination:

- REMOVE YOUR CLOTHES and put them in a sealed plastic bag.
- WASH SKIN as thoroughly as possible with lukewarm water

## Chemical Spills and Hazardous Substances

### ***When a large chemical spill has occurred:***

- Immediately notify the designated official (Principal)
- Contain the spill with available equipment (See "Location of Safety Equipment" list in the safety clipboard)
- Secure the area & alert other site personnel
- Do not attempt to clean the spill unless trained to do so
- Attend to injured personnel & call the medical emergency number if required
- Call a local spill cleanup company or the Fire Department to perform a large chemical spill cleanup (See the Emergency Contact list in your safety clipboard)
- Evacuate building as necessary

### ***When a small chemical spill has occurred:***

- Notify the designated official (Principal)
- If toxic fumes are present, secure the area to prevent other personnel/students from entering
- Small spills must be handled in a safe manner, while wearing the proper PPE
- Review general spill cleanup procedures
- The name/number to call for chemical spill cleanup is included in the Emergency Contact List in your safety clipboards.

### ***Hazardous Substances:***

Hazardous Substances include the following, but is not limited to the following:

Gasoline	Lacquer Thinner
Solvents	Paint
Motor Oil	Agricultural Spray
Diesel Fuel	Paint Thinner
Kerosene	Stain
Anti-Freeze	Break Fluid
Airborne Gases/Fumes	

If you encounter a spill, always **call for assistance** (See the Emergency Contacts on your Safety Clipboard) and:

- Extinguish all ignition sources
- Shut off main emergency switch to fuel pump, if appropriate
- Move appropriate fire extinguishing equipment to area
- If possible, contain the spill to prevent further contamination
- **Move people/personnel away or evacuate from contamination area**



## Biological / Chemical Incident

A **Biological or Chemical Release** is an incident involving the discharge of a biological or chemical substance in a solid, liquid or gaseous state. Such incidents may also include the release of radioactive materials. Common chemical threats within or adjacent to schools include the discharge of acid in a school laboratory, an overturned truck of hazardous materials in proximity of the school, or an explosion at a nearby oil refinery or other chemical plant.

**The following indicators may suggest the release of a biological or chemical substance:** (1) Multiple victims suffering from watery eyes, twitching, choking or loss of coordination, or having trouble breathing. Other indicators may include the presence of distressed animals or dead birds.

### Scenario 1: Substance Released Inside a Room or Building

1. The Principal/designee will initiate the EVACUATE BUILDING action. Staff will use designated routes or other alternative safe routes to an assigned Assembly Area, located upwind of the affected room or building.
2. The Principal/designee will call "911" and will provide the exact location (e.g., building, room, area) and nature of emergency.
3. The Principal/designee will notify the Regional Team of the situation.
4. The Principal/designee will instruct the Security/Utilities Team to isolate and restrict access to potentially contaminated areas.
5. The Security/Utilities Team will turn off local fans in the area of the release, close the windows and doors, and shut down the building's air handling system.
6. Persons who have come into direct contact with hazardous substances should have affected areas washed with soap and water. Immediately remove and contain contaminated clothes. Do not use bleach or other disinfectants on potentially exposed skin. Individuals that have been contaminated "topically" by a liquid should be segregated from unaffected individuals (isolation does not apply to widespread airborne releases). A member of the First Aid/Medical Team should assess the need for medical attention.
7. The Assembly Area Team will prepare a list of all people in the affected room or contaminated area, specifying those who may have had actual contact with the substance. The Assembly Area Team will provide the list to the Principal/designee and the emergency response personnel.
8. Any affected areas will not be reopened until the Santa Clara County HazMat or appropriate agency provides clearance and the Principal/designee gives authorization to do so.

### Scenario 2: Substance Released Outdoors and Localized

1. The **Principal/designee** will immediately direct staff to remove students from the affected areas to an area upwind from the release. The Principal/designee will, if necessary, initiate the EVACUATE BUILDING action.
2. The Traffic and Security Team (under direction of the **Business Operations Manager**) will establish a safe perimeter around the affected area and keep personnel from reentering the area.

3. The **Principal/designee** will call “911” and the local emergency management agency (see Emergency Contacts List in your safety clipboard) and will provide the exact location and nature of emergency.
4. The **Principal/designee** will notify the Head of the Region of the situation to initiate a crisis response.
5. The **Utilities/Hazards Team** (under direction of the Business Operations Manager) will turn off local fans in the area of the release, close the windows and doors and shut down the air handling systems of affected buildings.
6. Persons who come into direct contact with hazardous substances should have affected areas washed with soap and water. Immediately remove and contain contaminated clothes. Do not use bleach or other disinfectants on potentially exposed skin. Individuals that have been contaminated “topically” by a liquid should be segregated from unaffected individuals (isolation does not apply to widespread airborne releases). A member of the **First Aid Team (led by the OM)** should assess the need for medical attention.
7. The **Site Communications Team (Principal, APs, BOM)** should compile a list of all people in areas of contamination, especially those who may have had actual contact with the substance. The Site Communications Team will provide this list to emergency response personnel.
8. Any affected areas will not be reopened until the appropriate agency provides clearance and the Principal/designee gives authorization to do so.

**Scenario 3: Substance Released in Surrounding Community**

1. If the **Principal/designee** or local authorities determine a potentially toxic substance has been released to the atmosphere, the Principal/designee will initiate **SHELTER-IN-PLACE**.
2. Upon receiving the SHELTER-IN-PLACE notification, **the Utilities/Hazards Team (under direction of the BOM)** will turn off local fans in the area; close and lock doors and windows; shut down all buildings’ air handling systems; seal gaps under doors and windows with wet towels or duct tape; seal vents with aluminum foil or plastic wrap, if available; and turn off sources of ignition, such as pilot lights.
3. Staff and students located outdoors will be directed to proceed immediately to nearby classrooms or buildings (e.g., auditorium, library, cafeteria, gymnasium). **Teachers** should communicate their locations to the Principal/designee, using walkie-talkies or other means without leaving the building.
4. The **Principal/designee** will call “911”, and the local emergency management warning agency.
5. The **Principal/designee** will notify the Head of the Region of the situation.
6. The **Principal/designee** will turn on a radio or television station to monitor information concerning the incident.
7. The school will remain in a SHELTER-IN-PLACE condition until appropriate agency provides clearance, or staff is otherwise notified by the Principal/designee.



## **Fire Drill**

- 1) The **Principal or designee** should sound the fire alarm or otherwise announce the beginning of the fire drill.
- 2) Teachers should grab their safety clipboards, quickly count students, and lead students outside to the assembly site. Teachers should SHUT THE DOOR when leaving.
- 3) At the assembly site, teachers should take attendance.
- 4) The **Principal or designee** should time the drill. Evacuation of the building should be complete within 5 minutes of the alarm sounding.
- 5) While staff and students are still assembled, take a moment to quickly debrief: did everyone remember to take attendance? Did staff members know where to go? Did everyone shut their door? Did they take their safety clipboards with them?
- 6) Remember to record the drill in the RSED Drill Log.

## Lockdown Drill

- 1) Students, staff, and families should be prepared for the lockdown drill prior to the announcement. Teachers could discuss the lockdown drill with students as “learning what to do in case a burglar comes into the school.”
- 2) The **Principal or designee (e.g. OM)** will make an announcement over the loudspeaker indicating that the lockdown drill has begun: “Staff and Students: This is the beginning of our lockdown drill. Teachers, please barricade your doors and count your students.”
- 3) **Teachers** should follow the lockdown procedure: Bring all students into the classroom, lock the classroom door (as possible), barricade the door, turn off the lights, build interior barricades, and keep students calm and quiet (sheltering behind interior barricades until the drill is over). Teachers should also take roll, using the roster from their safety clipboard.
- 4) The **Principal** and other administrators (e.g. AP, Deans) should come door to door to check on classrooms and ensure all teachers have followed the proper procedure.
- 5) After the drill has been completed, the **Principal or designee** should give the “All Clear” notice over the loudspeaker.
- 6) The Principal and staff should debrief after the drill has been conducted. Teachers and students may also want to discuss the drill after it is done.

## Shelter-in-Place Drill

To run a shelter in place drill, staff should do the following:

- 1) The **Principal** should make an announcement for a Shelter-in-Place drill and clarify what staff and students are expected to do: "We are beginning our Shelter-in-Place drill. Teachers, shut and lock your classroom door and have your class gather in a part of the classroom away from the windows and doors. Lower the blinds in your classroom to cover the windows, if possible."
- 2) **Teachers** should lock the door (if they can) and direct students to remain indoors in the safest part of the classroom (away from windows and doors). Windows should be shut and covered.
- 3) The **Business Operations Manager** should confirm that he/she understands how to turn off the gas, power, and HVAC systems.
- 4) The Principal should time 5 minutes total from the start of the drill to the end of the drill and should then announce that the "Shelter-in-Place" drill is over.
- 5) **While staff and students are still assembled, take a moment to quickly debrief: did everyone remember what to do? Was it scary?**
- 6) Remember to record the drill in the RSED Drill Log.

## Earthquake Drills

- 1) The **Principal or designee** (e.g. Office Manager) will make an announcement over the loudspeaker to indicate the start of the drill.
- 2) Teachers should instruct their students to **DUCK, COVER, and HOLD**.
- 3) Students and staff members should duck or drop to the floor, take cover under a sturdy desk or table (keeping their backs to the windows), cover their heads with their hands, and hold onto the furniture for stability.
- 4) The Principal should wait for four minutes and then announce: "The Earthquake is over."
- 5) If desired, classes can also practice evacuating after an earthquake. The Principal (or designee) should announce: "We are now evacuating to our primary assembly site."
- 6) Staff and students can get out of the ducking position and prepare to evacuate:
  - Teachers should grab their safety clipboards, make sure their walkie-talkies are on, and count their students before leaving the room.
  - When leaving the room, the door should be left OPEN.
- 7) Students and staff should proceed to the assembly site using their pre-determined evacuation route. At the assembly site, teachers should take attendance.
- 8) The Principal (or designee) should conduct a walkthrough of the building to make sure that all students and staff have evacuated and that doors have been left open.
- 9) At the assembly site, the Principal (or designee) should make sure that teachers have taken attendance.
- 10) While staff and students are still assembled, take a moment to quickly debrief: did everyone remember to take attendance? Did staff members know where to go? Did everyone leave their door open? Did they take their safety clipboards with them?
- 11) Remember to record the drill in the RSED Drill Log.

## **Severe Weather/Tornado Drill**

- 1) The **Principal** or designee should announce the beginning of the drill over the intercom.
- 2) **Teachers** should quickly count their students, grab the safety clipboard, and lead students in an orderly fashion to the designated indoor safe site. Students should then be directed to assume a ducking position, facing the interior wall, and cover their heads with their hands. The teacher should take attendance if the count of students doesn't match the number in their students.
- 3) The **Principal or designee** should conduct a hall sweep to make sure all students and staff have followed directions to evacuate.
- 4) Once all students are assembled, the **Principal** or designee should wait for three minutes and then announce that the drill is over.
- 5) While staff and students are still assembled, take a moment to quickly debrief: did everyone remember to take attendance? Did staff members know where to go? Did they take their safety clipboards with them?
- 6) Remember to record the drill in the RSED Drill Log.



## Administering Medications to Students (Policy)

Parents/guardians need to notify the school (Office Manager and Principal) when their child is diagnosed with a chronic or acute medical condition. Parents and guardians should understand what school staff can and cannot do to help manage their child's condition. Please ask your school for the RSED Student/Staff Medication Policy.

With the Principal and Business Operations Manager, the Office Manager will manage the process for identifying students with medical conditions, documenting this condition and any medications that need to be administered, and administering the medication.

## Medical Emergency Reporting Procedures

Medical emergencies and accidents can occur at any time and may involve a student or employee. Some emergencies may only require first aid care, while others may require immediate medical attention. When in doubt, it is better to err on the side of caution and dial **911**.

1. Medical emergencies involving students or employees must be reported to the School Principal or his/her designee.
2. Dial 911 or direct someone to do so, provide the following information
  - a. School name and phone number
  - b. Building address including nearest cross street(s)
  - c. Exact location within the building
  - d. Your name and phone number
  - e. Nature of the emergency
3. Do not hang up until advised to do so by dispatcher
4. Send a runner to notify the school office that an individual has been injured and an ambulance has been called.
5. Ask someone to dispatch a first aid/CPR trained employee to the victim.
6. Stay calm. Keep victim warm with a coat or blanket. Do not leave person unattended.
7. Do not move the victim unless there is danger of further injury.
8. Do not give the victim anything to eat or drink.
9. Draft a written incident report and submit it to School Principal, or his/her designee, before the end of the next workday. **Whenever 911 is called, you must submit and file an approved incident report (i.e. with Principal signature) within 24 hrs. of the incident.**

## First Aid (Illness/Injury)

Rocketship recognizes the importance of taking appropriate preventive or remedial measures to minimize accidents or illness at school or during school-sponsored activities. To this end, Rocketship expects parents/guardians to provide emergency contact information to the school and keep such information current in case of an incident at the school.

Schools shall be stocked with multiple First Aid Kits containing appropriate supplies. First aid will be administered whenever necessary by trained staff members. When necessary, the appropriate emergency personnel will be called to assist.

School leaders (including Business Operations Managers and Office Managers) should be certified in CPR. Teachers are to have the opportunity to be certified in adult and pediatric CPR and First Aid and be recertified prior to expiration of certificates. Opportunities for adult and pediatric CPR and First Aid training will be offered to teachers, support staff, and volunteers.

As possible/safe, students will be referred to the **Office Manager** for minor accidents and incidents.

**Minor Accidents:** For minor accidents, use the First Aid Kit located in the Front Office.

**Poisoning:** If a student ingests a poisonous substance:

1. Call Poison Control Center Link Line 1-800-222-1222. Take appropriate first aid measures based on their instructions.
2. Call 911.
3. Notify the Principal.
4. Call the child's parents.

**Illness:** If child complains of illness, question him/her to determine severity.

For minor illness, the teacher should have child rest head on desk for 10 to 15 minutes. If he/she still complains, send him/her with note to the Office Manager (or call office for escort).

If student is too ill to walk to office, call the Office Manager for immediate help and explain severity of situation. If the child feels sick after fifteen minutes, the child may be sent home.

**Convulsions:** If a child has convulsions:

1. Keep calm. Attempt to ease him/her to the floor so he/she will not fall and injure him/herself
2. Turn his/her head to one side so his/her tongue will not block his/her airway
3. Do not attempt to insert anything in his/her mouth
4. Send someone to the office or call the office for assistance

**Chemical Burns:**

1. Chemical burns, especially those of the skin or eyes, should be flushed with large quantities of water at the nearest source.
2. After flushing the burn, the child can be escorted to the Front Office.
- 3 If a burn is severe, call 911.

**Insect Bites:**

1. Remove stinger if possible.
2. Apply cold, wet towel
- 3 Call 911 if systemic symptoms occur (labored breathing, swelling of entire body, etc.).

**Bio-Waste:**

When a student has an accident or vomits, clean carpets within the first few minutes— the more untreated exposure the carpet has to the bio-waste, the more likely that there will be a permanent and deep stain. Disposable gloves are available in the Front Office; Office Managers should also stock carpet/floor cleaner.

A bio bag, if necessary, should be disposed of in one of the larger cafeteria garbage bins at the earliest possible moment (may send a student if necessary). Place your bio waste placard on the site of the incident before leaving for the day. This will indicate to the custodial crew the need for a more thorough carpet cleaning treatment on that

**Tooth**

If a Tooth is displaced by traumatic injury, wrap tooth in moist gauze. Send tooth with injured child to office. Office Manager should call parents immediately.

**Playground Accidents:**

1. Render first aid on playground if necessary
2. If child is mobile, take to the Office Manager
3. If the child is immobile, call 911.

**Rescue Breathing**

1. Tap and shout
2. Open airway
3. Look, listen, and feel for breathing.
4. Give 2 full breaths.
5. Check circulation
6. Rescue breathing count: (1) ADULT: 1 breath every 5 seconds; (2) CHILD: 1 breath every 3 seconds, (3) INFANT: 1 breath every 3 seconds

**Nose Bleed:**

- Have the child sit down and lean forward.
- Stop bleeding with a cloth

**Wounds:**

1. Wash the wound and apply bandage and ice, if desired.
2. If the wound is severe:
  - a. Have victim sit or lie down
  - b. Apply direct pressure to the wound
  - c. Treat for shock (keep them calm)
  - d. Do NOT move the victim unless absolutely necessary
  - e. Call 911

**Choking**

If the child is unable to breath, cough, speak, then:

1. Give thrusts (below rib cage)
2. Repeat until clear
3. Do not leave a child who is choking or having breathing problems alone

**Electric Shock:** If a child has suffered an electric shock, do NOT touch them. Call 911.

**Major Incident**

- Office Managers are trained in First Aid and can provide assistance until emergency personnel arrive
- School leaders are trained in CPR

If personnel trained in First Aid are not available, at a minimum, attempt to provide the following assistance:

- Stop wounds from bleeding with firm pressure on the wound (avoid contact with blood or other bodily fluids)
- In case of choking, clear the air passages using the Heimlich Maneuver

In case of rendering assistance to personnel exposed to hazardous materials, wear the appropriate personal protective equipment. Attempt First Aid ONLY if trained & qualified

**Resuscitation Orders**

School employees are trained and expected to respond to emergency situations without discrimination. If a student needs resuscitation, staff shall make every effort to resuscitate him/her.

**Staff members are prohibited from accepting or following parental or medical "do not resuscitate" orders.** School staff should not be placed in the position of determining whether such orders should be followed, and such Advance Directives shall not be communicated to staff. The Principal, or designee, shall inform parents/guardians of this policy.

## Head Lice Policy

To prevent the spread of head lice infestations, School employees shall report all suspected cases of head lice to the Office Manager as soon as possible. The Office Manager shall examine the student and siblings of affected students or members of the same household. If nits or lice are found, the student shall be excluded from attendance and parents/guardians informed about recommended treatment procedures and sources of further information.

The Principal, or designee, shall send home the notification required by law for excluded students.

If there are two or more students affected in a class, an exposure notice with information about head lice shall be sent home to all parents/guardians of those students.

Staff shall maintain the privacy of students identified as having head lice and excluded from attendance.

Excluded students may return to school when reexamination by Office Manager shows that all nits and lice have been removed.

**See also:**

[Head Lice Exposure Notification Letter \(English/Spanish\)](#)

[Head Lice Checks Notice](#)

## First Aid, CPR, and Health Screening Policy

Rocketship recognizes the importance of taking appropriate preventive or remedial measures to minimize accidents or illness at school or during school-sponsored activities. To this end, Rocketship expects parents/guardians to provide emergency information and keep such information current in order to facilitate immediate contact with parents/guardians if an accident or illness occurs.

**First Aid Kits:** Every classroom shall have a First Aid Kit containing appropriate supplies. First aid will be administered whenever necessary by trained staff members. When necessary, the appropriate emergency personnel will be called to assist.

**CPR:** Administrators (Principals and Assistant Principals) and School Office Personnel (Business Operations Managers and Office Managers) are to be certified in adult and pediatric CPR and First Aid and be recertified prior to expiration of certificates. The Business Operations Manager will be responsible for maintaining these records.

Opportunities for adult and pediatric CPR and First Aid training will be offered to teachers and teachers will be strongly encouraged to become certified in adult and pediatric CPR and First Aid and be recertified prior to expiration of certificates. Adult and pediatric CPR and First Aid training will also be offered to all support staff and volunteers.

## Severe Allergic Reactions (Anaphylaxis)

Anaphylaxis is a severe and sudden allergic reaction. It occurs when a person is exposed to an allergen to which they are sensitive. The most common allergens or trigger substances that may cause anaphylaxis in school-aged children are:

- peanuts
- tree nuts
- fish
- shellfish
- egg
- cow's milk
- sesame
- soy
- insect stings
- latex
- certain medications.

*Anaphylaxis is potentially life threatening and always requires an emergency response.*

It is therefore critical that school staff, parents and caregivers are confident about the management and treatment of students who have been diagnosed by a medical practitioner as being anaphylactic or potentially anaphylactic.

### Symptoms and Signs:

The symptoms and signs of anaphylaxis, usually but not always, occur within the first 20 minutes after exposure but in some cases can be delayed up to 2 hours or more. Rapid onset and development of potentially life-threatening clinical effects are characteristic markers of anaphylaxis.

*Symptoms and signs of anaphylaxis (a severe allergic reaction) may include one or more of the following:*

- Difficulty and/or noisy breathing
- Swelling of the tongue
- Swelling or tightness in the throat
- Difficulty talking or hoarse voice
- Wheeze or persistent cough
- Dizzy/light headed
- Loss of consciousness and/or collapse
- Pale and floppy (young child)

*Symptoms and signs of a mild to moderate allergic reaction may include one or more of the following:*

- Tingling of the mouth
- Hives, welts or body redness
- Swelling of the face, lips, eyes
- Vomiting, abdominal pain

**Students with Severe Allergies:**

If a student is known to have a severe allergy, the student's parent/guardian should inform the Office Manager and submit a Medication Authorization Form signed by the child's physician for any over-the-counter or prescription medication the child needs (see also "Administering Medication to Student"). The physician should attach detailed instructions to this form; a copy of these instructions + form should be included in the plastic baggie with the student medication and the original should be kept in the Safety Binder.

**Students with Physician Plan - Emergency Treatment for Anaphylaxis**

- 1) Follow emergency response procedures as outlined in the instructions from the physician (found in the baggie, along with the student's medication, in the Front Office).
- 2) If the instructions indicate the use of an adrenaline auto injector (EpiPen), staff (e.g. Office Manager) should administer the EpiPen (**See Following Page for Detailed Instructions**)
- 3) Seek urgent medical assistance – call 911 and tell the dispatcher that the medical condition is anaphylaxis or a severe allergy.
- 4) If unconscious and no pulse is evident, commence Cardio Pulmonary Resuscitation (CPR) and continue until ambulance arrives. (School leaders are trained in CPR, including OMs and BOMs)
- 5) Maintain close observation for possible relapse while waiting for ambulance or medical assistance.
- 6) Maintain airway, breathing and circulation at all times
- 7) Contact parents/caregivers.

**Students WITHOUT a Physician Plan – Emergency Response to Anaphylaxis**

Severe allergic reactions or anaphylaxis can occur rarely when there is no history of known allergies. This situation should be treated as an emergency. Under these circumstances there will be no Action Plan. Recognition of the symptoms and/or signs as being anaphylactic may also be a problem. The following steps should be followed:

- 1) Seek urgent medical assistance – call 911. (If suspected, tell the dispatcher that the medical condition is anaphylaxis or a severe allergy)
- 2) Lay the person flat and elevate the legs if the person is dizzy or seems confused or has a reduced level of consciousness, unless this makes it more difficult for the person to breathe
- 3) Follow standard resuscitation measures if there is no pulse, no breathing or loss of consciousness – if oxygen is available give at a high flow rate.

**Using an Epinephrine Auto-Injector (EpiPen)**

1. Determine if anaphylaxis is suspected. Anaphylaxis usually, but not always, occurs right after exposure to an allergen. Frequently anaphylaxis occurs in individuals who have a history of a previous reaction. If there is uncertainty about the diagnosis, but there is a reasonable probability that it is anaphylaxis, then treat as anaphylaxis.
2. **If anaphylaxis symptoms occur, call 911 (land line). Stay with the victim.** Have others notify the parents and Principal/designee immediately.
3. Have the victim sit down. Reassure the victim and avoid moving him or her. Calming reduces the distribution of the allergen in the body.
4. **Prepare to administer EpiPen.**
  - a. For students in second grade or below, or if less than 66 lbs, use **White label** EpiPen Jr (0.15 mg)
  - b. For adults and students in third grade or above, or if more than 66 lbs, use **Yellow label** EpiPen (0.3 mg)

The EpiPen acts immediately; however the effects last only 10 -15 minutes. *Make sure someone has called 911 for continued care.*

5. EpiPen Administration Procedure:
  - **Grasp the EpiPen and form a fist around the unit. With the other hand, pull off the GRAY Safety Cap.**
    - a. **Hold the black tip near the outer thigh. Never put thumb, fingers, or hand over the black tip.** (If an accidental injection occurs, go immediately to the nearest hospital emergency room.)
    - b. **Swing and jab the black tip firmly into the OUTER BARE THIGH so that the auto-injector is perpendicular (at a 90° angle) to the thigh. You will hear a click.** (The EpiPen can be injected through the victim's clothing, if necessary.)
    - c. **Hold the EpiPen firmly in place for 10 seconds, and then remove it from the thigh.** (After the injection, the victim may feel his or her heart pounding. This is a normal reaction.)
    - d. **Remove the EpiPen and massage the injection area for several seconds.**
    - e. **Check the black tip:**
      - If the needle is exposed, the dose has been delivered
      - If the needle is not exposed, repeat steps b through e
    - f. **Dispose of the EpiPen in a "sharps" container or give the expended EpiPen to the paramedics.**
    - g. **Call 911, if not previously called.**
6. If the anaphylactic reaction is due to an insect sting, remove the stinger as soon as possible after administering the EpiPen. Remove stinger quickly by scraping with a fingernail, plastic card or piece of cardboard. Apply an ice pack to sting area. Do NOT push, pinch, or squeeze, or further imbed the stinger into the skin because such action may cause more venom to be injected into the victim.



7. Observe the victim for signs of shock. Cover the victim with a blanket, as necessary, to maintain body temperature and help to prevent shock.
8. Monitor the victim's airway and breathing. Begin CPR immediately if the victim stops breathing.
9. Take the victim's vital signs (if trained to do so) and record them. Duplicate the emergency card for the paramedics. When paramedics arrive tell them the time EpiPen was administered and the dose administered. If EpiPen has not been disposed of in a sharp's container, give the expended EpiPen to the paramedics.
10. **If symptoms continue and paramedics do not arrive, use a new EpiPen and re-inject 15 to 20 minutes after initial injection.** Continue to monitor the victim's airway and breathing.
11. Follow-up medical care should be obtained at the emergency room or from the victim's physician. A second delayed reaction may occur up to 6 hours after the initial anaphylaxis.
12. Document the incident and complete the accident/incident report. Include in the documentation the date and time EpiPen was administered, the victim's response, and additional pertinent information.

- **DO NOT HESITATE to administer EpiPen and to call 911 (land line) even if the parents cannot be reached.**
- Call 911 immediately. 911 must be called if EpiPen is administered.
- Advise 911 dispatch that the student is having a severe allergic reaction and EpiPen is being administered.
- Student should remain quiet with a staff member at the location where the symptoms began until EMS arrives.
- Provide a copy of the Severe Allergy Plan to EMS upon arrival.
- Notify the administrator and parent/guardian.
- Call the CDE's School Health Connections Office at 916-319-0914.

## **Asthma Attack**

Asthma is a chronic inflammatory disease that causes the airways of the lungs to tighten, leading the wheezing, breathlessness, chest constriction, and coughing. Schools can be full of environmental triggers for student asthma. Students with uncontrolled asthma may miss school more often and have poorer academic performance than healthy students; supporting a strong asthma management program is crucial to ensuring a child's asthma is controlled and that student is ready to learn.

### **Students with Asthma:**

If a student is known to have asthma, the student's parent/guardian should inform the Office Manager and submit a Medication Authorization Form signed by the child's physician and Medication Administration Record for any over-the-counter or prescription medication the child needs (see also "Administering Medication to Student"). The physician should attach detailed instructions to this form; a copy of these instructions + form should be included in the plastic baggie with the student medication and the original should be kept in the Nurse's Binder.

### **Emergency Response Procedures for Severe Asthma Episode**

**NEVER leave a student with breathing problems alone**, whether or not asthma has been diagnosed. Stay with the student and do not send the student with breathing problems anywhere.

#### *Signs/Symptoms of an Asthma Attack:*

1. Very fast or hard breathing.
2. Skin sucking in over child's stomach or ribs with breathing.
3. Breathing so hard they cannot walk or speak.
4. Lips or fingernail beds turn blue.

#### *Emergency Response:*

1. Stay with student, call for help, and have someone call 9-1-1.
2. Keep student sitting upright.
3. Ask student if their quick-relief medication (Albuterol) is with them, or have quick-relief medication brought to student from the Front Office (by Office Manager) and assist in immediate administration (inhaler or nebulizer), in accordance with their Asthma Action Plan.
4. Repeat quick-relief medication every 20 min or as authorized in student's Asthma Action Plan.
5. Watch breathing and be prepared to administer CPR until paramedics arrive.
6. Have someone notify the student's parents/caregivers.

## Communicable and Contagious Disease/Illness

Schools, like other work places, can spread communicable diseases. When faced with an outbreak of a communicable or contagious disease, the Principal of an RSED school will consult closely with the State Department of Health for accurate medical/outbreak management advice.

The following are among the most common communicable diseases in school/childcare settings:

**Chickenpox:** Chickenpox is a highly contagious disease caused by the varicella virus, a member of the herpes virus family. It is the most commonly reported childhood disease; about 75% of the population has had chickenpox by age 15 and 90% by young adulthood. Chickenpox is most common winter and early spring. Symptoms of chickenpox commonly appear 13-17 days after infection and include the sudden onset of a low grade fever and tiredness/weakness. This is followed by an itchy blister-like rash.

**Common Cold:** The common cold (also called viral rhinitis) is a viral infection, characterized by nasal congestion, a clear, runny nose, sneezing, scratchy throat and general malaise.

**Fifth Disease:** Fifth disease, a mild, usually nonfebrile rash illness is caused by a human parvovirus (B19). While considered a mild disease Fifth disease is of concern for persons with the following conditions: pregnant, immunocompromised, undergoing chemotherapy treatment and sickle cell. *Staff with these conditions should consult with their personal health care providers and alert the Principal and regional staff immediately. The Principal and regional staff should contact the State Department of Health if there is a case or outbreak of Fifth disease.*

**Hepatitis B:** Hepatitis B (formerly known as serum hepatitis) is an infection of the liver caused by a blood borne virus. The disease is fairly common. Hepatitis B causes fatigue, poor appetite, fever, nausea, vomiting, diarrhea, joint pain, hives, and rash. Urine may appear dark in color and jaundice (yellowing of the skin) may result. Symptoms appear 3-6 months after exposure.

**Influenza (Flu):** Influenza is a viral infection of the nose, throat, bronchial tubes and lungs. There are two main types of virus: influenza A and influenza B. Each type includes many different strains, which tend to change each year.

**Measles:** Measles is a highly contagious viral disease that causes fever and a rash. Measles is more common in winter and spring. Epidemics of measles can occur. Measles can cause a very high fever, cough, runny nose, and red watery eyes. Roughly 2-4 days after initial symptoms, a rash of red spots develops on the face and spreads over the body. Little white spots (Koplik spots) may appear on the gums and inside the cheeks. A person is contagious 4 days before to 4 days after the appearance of the measles rash. Infection with measles provides lifelong immunity.

**Meningitis (Bacterial):** Meningitis (bacterial) is a severe bacterial infection of the meninges (a thin lining covering the brain and spinal cord) caused by the bacteria called *Neisseria meningitidis*. Meningococemia is the term for infections involving the bloodstream. Most people exposed to meningococcus bacteria do not become seriously ill, but some develop fever, headache, vomiting, stiff neck, and rash. This disease can be fatal. Symptoms may occur 2-10 days after exposure. *Staff with these conditions should consult with their personal health care providers and alert the Principal and regional staff immediately. The Principal and regional staff should contact the State Department of Health if there is a case or outbreak.*

**Meningitis (Viral):** Viral meningitis is a viral infection of the lining (meninges) covering the brain and spinal cord. There are many types of viruses that can cause this disease. Some kinds of viral meningitis and others are not. Symptoms include fever, headache, stiff neck, and fatigue. Rash, sore throat, and intestinal symptoms may also occur. *Staff with these conditions should consult with their personal health care providers and alert the Principal and regional staff immediately. The Principal and regional staff should contact the State Department of Health if there is a case or outbreak.*

**(MRSA) Methicillin-Resistant Staphylococcus Aureus:** MRSA stands for methicillin-resistant Staphylococcus aureus, but is shorthand for any strain of Staphylococcus bacteria which is resistant to one or more conventional antibiotics. Symptoms depend on the part of the body affected but often include redness, swelling, and tenderness at the site of the infection.

**Mumps:** Mumps is a viral illness that causes fever and swelling of one or more glands near the jaw. Mumps is more common during winter and spring. Symptoms of mumps include fever, body aches, headaches, and the swelling of one or more of the salivary glands. The parotid gland (just below the ear) is often most affected. Complications can include pain/swelling of the testicles, deafness, arthritis, and problems of the brain and nervous system. People with mumps are contagious from 3 days before to 4 days after symptoms appear. Symptoms usually occur 16-18 days after infection.

**Tuberculosis:** TB is spread when a person who has active, untreated TB germs in their lungs or throat coughs, sneezes, laughs, or speaks, spreading their germs into the air. A person who breathes in TB germs usually has had very close, day-to-day contact with someone who has active TB disease.

**Whooping Cough (Pertussis):** Pertussis, also known as whooping cough, is a highly contagious bacterial illness that causes a cough lasting several weeks. Early symptoms of pertussis include a runny nose, sneezing, fever, and cough. About 1-2 weeks later, the cough worsens and patients develop bursts or rapid coughing following by a "whoop." A person is contagious from 7 days after exposure to 3 weeks after the appearance of the coughing fits.

(Adapted from: <http://www.uft.org/our-rights/meningitis-viral>)

### **Principles for Dealing with an Outbreak or Incident of Communicable/Contagious Disease on School Grounds**

School staff and parents should notify the Principal ASAP of any confirmed cases of common contagious diseases (ex. influenza, pertussis, mumps, measles, chickenpox) or a single incident or a severe contagious disease (ex. TB, meningitis)

In case of an outbreak (**3 or more confirmed cases**) of a common contagious disease, the Principal should alert the Director of Schools and consult with the State Department of Health for next steps (see also: Crisis Response Plan).

In case of an incident of a severe contagious disease, the Principal should alert the Director of Schools and consult with the State Department of Health for next steps (See Crisis Response Plan).

**Guidelines for Dealing with an Outbreak of a Communicable Disease:**

- 1) The Principal reports incident to the Director of Schools
- 2) The Director of Schools and Principal report to the State Department of Health to seek guidance on managing the outbreak and to create public communications materials for families with up-to-date medical information
- 3) If requested, the Principal may share student vaccination information with the State Department of Health (in student cum. files)
- 4) The Principal will notify families of exposure to this disease by sending home a letter with information on next steps (For example, if a student at a schools is found to have TB, TB tests may be provided at the school site free of charge)
- 5) The Principal should exclude from school student staff members who have symptoms until it is safe for them to return, per guidelines provided by the State Department of Health (For example, kids with chickenpox may return after their rash has crusted)
- 6) The Principal should exclude from school student staff members who have symptoms until it is safe for them to return, per guidelines provided by the State Department of Health (For example, kids with chickenpox may return after their rash has crusted)
- 7) The Principal may also, per Department of Health guidance, exclude infants, *immunocompromised persons (including pregnant women) and non-complaint (unvaccinated) children* or those with *religious exemptions* to vaccination

## Bloodborne Pathogens Safety Procedures

### RSED Policy on Bloodborne Pathogens Safety

The blood borne pathogens safety procedure has been developed by Rocketship Education to promote safe work practices for employees in an effort to reduce occupational exposure to Hepatitis B Virus (HBV), Human Immunodeficiency Virus (HIV) and other blood borne pathogens<sup>2</sup>.

The following are several principles that should be followed by Rocketship employees when working with, or if exposed to, blood borne pathogens:

- Being prudent and wise in their work to minimize exposure to blood borne pathogens
- Never underestimate the risk of exposure to blood borne pathogens
- Rocketship shall work to institute as many engineering and work practice controls as necessary to minimize or eliminate employee exposure to blood borne pathogens.

To keep this policy current, it will be reviewed and updated as follows:

- At least annually
- Whenever new or modified work tasks or procedures are implemented which may affect occupational exposure to employees
- Whenever an employee is exposed to a blood borne pathogen

The plan is available for review by Rocketship employees at any time on Box.

### Methods of Compliance

To effectively eliminate or minimize exposure to blood borne pathogens, Rocketship has implemented the following methods of compliance.

- **Universal Precautions:** Rocketship observes the practice of “Universal Precautions” to prevent contact with blood and other potentially infectious materials. As a result, Rocketship employees treat all human blood and bodily fluids as if they are potentially infectious for HBV, HIV and other blood borne pathogens.
- **Engineering Controls:** When necessary, Rocketship shall use available engineering controls to eliminate or minimize employee exposure to blood borne pathogens including:
  - Hand washing facilities (or antiseptic hand cleansers and towels or antiseptic towelettes), which are readily accessible to employees who have potential for exposure.
  - Containers for contaminated sharps have the following characteristics:
    - Puncture-resistant
    - Color coded or labeled with a biohazard warning label
    - Leak-proof on the sides and bottom
  - Specimen and Secondary Containers which are:
    - Red in color
    - Puncture-resistant, when necessary
    - Color coded or labeled with a biohazard warning label
    - Leak-proof on the sides and bottom

---

<sup>2</sup> As outlined in the *California Code of Regulations (“CCR”) Title 8, Section 5193.*

- **Workplace Controls:** Work practice controls are those that have been implemented to prevent the spread of infectious diseases. Universal precautions include hand washing, gloving (and other personal protective equipment - PPE), clean-up and housekeeping techniques
- **Hand washing:** Employees must always wash their hands before eating, before handling clean equipment and utensils, before and after assisting with feeding, after toileting, or assisting in toileting, after contact with any bodily secretions or fluids, after removing disposable gloves and after completing custodial tasks.
- **Gloving (and other personal protective equipment - PPE):** Gloves and other PPE should be worn at a minimum under the following conditions:
  - At all times when contact is anticipated with blood or other bodily fluids.
  - When the wearer has an open sore or cut and handling bodily fluids or blood.
  - When rendering first-aid.
  - When cleaning up a spill of blood, bodily fluids, vomit, urine, fecal material or saliva
- **Clean-Up of Spills:** The following safe practices should be followed when cleaning up spills:
  - Always wear gloves and other PPE as necessary to prevent exposure
  - Use towels or other absorbents in conjunction with soap and water.
  - Use approved disinfectants as necessary.
  - Discard absorbents and other materials in appropriate plastic bag labeled for such items
  - Remove gloves after completing clean-up procedure and discard them into the same plastic bag as other contaminated items.
- **Housekeeping:** The following housekeeping practices should be followed to aid in the elimination of potential exposure hazards.
  - Always decontaminate any contaminated surfaces immediately with the appropriate disinfectant.
  - If equipment or PPE become contaminated, immediately remove and replace them.
  - Inspect and decontaminate bins, pails or other similar receptacles which may become contaminated
  - Make sure broken glassware, which may be contaminated, is cleaned up using such items as a dust pan, tong, etc. Do not pick up broken glassware directly with your hands.
  - Discard regulated waste in manner consistent with law.
  - Discard sharps immediately in containers provided for such.
  - Always close containers
  - If a container is leaking place one container in a second container.
  - Containers for regulated waste other than sharps are red in color and labeled biohazard.
  - The CEO or his/her designee is responsible for organizing the collection and handling of the school's contaminated waste with a HazMat Collection Organization. Written records of regulated waste disposal offsite shall be kept by the school.

### **Information and Training**

Employees shall be retrained annually to keep their knowledge of this area current. New employees or those who may be assigned a new task will receive this training as necessary. The CEO or his/her designee is responsible for ensuring that employees who have a potential for exposure to blood borne

pathogens receive this training. Records of the training shall be maintained by the CEO or his/her designee and include names and job titles of attendees, date of training, contents of training provided, and the names and qualifications of instructor(s). The training program shall cover at a minimum:

- Blood borne Pathogens Standard ([https://www.osha.gov/pls/oshaweb/owadisp.show\\_document?p\\_table=STANDARDS&p\\_id=10051](https://www.osha.gov/pls/oshaweb/owadisp.show_document?p_table=STANDARDS&p_id=10051))
- The location of this policy and that it is available for review
- Appropriate methods for recognizing tasks and activities that may involve exposure to blood and other potentially infectious materials.
- Review of limitations and methods that will prevent or reduce exposure including: engineering controls, workplace practices, PPE.
- Visual warnings of biohazards including signs, labels, and color coded containers
- Information on Hepatitis B Vaccinations including efficacy, safety, method of administration, benefits of the vaccination and the District free vaccination program
- Actions to take and persons to contact in an emergency involving blood or other potentially infectious materials. Including follow up reporting if an exposure incident occurs and post exposure evaluation including medical consultation to be provided.

### **Labels and Signs**

The biohazard labeling system is used. These labels, which are red in color, are used in conjunction with the approved red color-coded containers to warn employees of possible exposures. The following items at the school are labeled: Containers of regulated waste, sharps disposal containers, other containers used to store contaminated material.

### **Hepatitis B Vaccinations, Post Exposure and Follow up**

The Principal, or designee, shall meet state and federal standards for dealing with bloodborne pathogens and other potentially infectious materials in the workplace. The Principal, or designee, shall establish a written "Exposure Control Plan" designed to protect employees from possible infection due to contact with bloodborne viruses, including human immunodeficiency virus (HIV) and hepatitis B virus (HBV).

The Board shall determine which employees have occupational exposure to bloodborne pathogens and other potentially infectious materials. In accordance with ROPS' "Exposure Control Plan," employees having occupational exposure shall be trained in accordance with applicable state regulations (8 CCR 5193) and offered the hepatitis B vaccination.

The Principal, or designee, may exempt designated first-aid providers from pre-exposure hepatitis B vaccination under the conditions specified by state regulations.

Employees not identified as having occupational exposure in ROPS' exposure determination may petition to be included in ROPS' employee in-service training and hepatitis B vaccination program. Such a petition should be submitted to the Principal, or designee, who shall evaluate the request and notify the petitioners of his/her decision. The Principal, or designee, may deny a request when there is no reasonable anticipation of contact with infectious material.



**Vaccination Program**

- The vaccination program has been implemented for those employees who may be exposed to blood borne pathogens during their routine work tasks. There is no cost to employees for the vaccinations. The vaccination program consists of a series of three inoculations over a six month period.
- Vaccinations shall be performed under the supervision of a licensed physician or other health care professional. A list of Employees interested in taking part in the vaccination program shall be created and kept. A list of employees who decline to take part in the vaccination program shall be created and kept as well and will have signed a “vaccination declination form”. The Principal or a designated employee shall notify interested employees of the time and date of the vaccination, at least 2 weeks prior to the vaccination date.

**Post Exposure and Follow-Up**

- If an employee is accidentally exposed to blood borne pathogens during the performance of their work, the following shall be immediately conducted:
  - Employees shall receive medical consultation and if necessary, treatment
  - An investigation of the circumstance surrounding the exposure incident shall be conducted and a written report prepared within 24 hours of its occurrence. The investigation shall obtain as much information as possible including:
    - Date and time of exposure
    - Location of exposure
    - The type of potentially infectious materials (blood, urine, etc.)
    - Source of infectious materials
    - Circumstances of the exposure (type of work being conducted)
    - Cause of exposure if known (accident, equipment malfunction, etc.)
    - Was PPE being worn
    - Actions taken as a result of the exposure (clean up activities, notifications, medical attention sought, etc.)
- After the investigation, a written summary of the incident, its apparent causes and recommendations to avoid similar incidents in the future.
- A post-exposure check list shall be used.
- Follow-up shall provide exposed employee with the following confidential info:
  - Documentation regarding the routes of exposures and circumstance
  - Identification, if possible, of the source individual (unless infeasible or prohibited by law).
  - If possible, source individual’s blood shall be tested to determine if HBV or HIV infectivity. The information obtained here shall also be provided to the exposed employee and a discussion of the applicable laws and regulations concerning disclosure of the identity and infectious status of a source individual conducted. In addition, the exposed employee shall have blood collected and tested for HBV and HIV infectivity.
  - The process is to remain confidential.
  - The healthcare professional treating the employee shall be sent all necessary documents describing exposure, any relevant employee medical records and any other pertinent information.

**Written Opinion:** The healthcare professional shall provide Rocketship with a written opinion

evaluating the exposed employee's situation as soon as possible. The written opinion shall contain only the following:

- Whether Hepatitis B Vaccinations is indicated for the employee.
  - Whether the employee has received the Hepatitis B Vaccination
  - Confirmation that the employee has been informed of the result of the evaluation
  - Confirmation that the employee has been told about medical conditions resulting from the exposure incident which require further evaluation or treatment.
- A copy of this opinion shall be forwarded to the employee. After completion of these procedures, the exposed employee shall meet with the qualified healthcare professional to discuss the employee's medical status. This includes the evaluation of any reported illnesses, as well as recommended treatment. Other findings and diagnoses will remain confidential and will not be included in the written report.
- Medical records concerning employees are kept confidential and will not be disclosed to another party without the written consent of that employee (except as required by law).

## Self-Harm/Suicide Threat

### RSED Policy on Self-Harm/Suicide Threats

It is Rocketship policy to take threats of suicide or self-harm seriously, whether witnessed directly or heard second-hand. School staff are expected to err on the side of caution, to exercise sound professional judgment, and to practice extreme sensitivity in such situations. School personnel should be informed of the signs of youth depression/suicide.

1. A staff member who is originally made aware of a threat or witnesses any attempt towards self-harm, that is written, drawn, spoken or threatened, will immediately notify the Principal.
2. A threat in any form must be treated as real and dealt with immediately.
3. No student should be left alone, nor confidences promised to the student in case of a suicide threat. In cases of life threatening situations, a student's confidentiality will be waived.
4. Along with school leaders, school psychologists are all thoroughly trained in crisis response. Principals should use school psychologists as a resource in case of a possible threat of self-harm.
5. The law requires that you do only what is reasonable under the circumstances; for example, you do not need to try to remove a gun or other weapon from the person.
6. Principals should refer to the RSED Crisis Response Plan – Serious Injury or Death (Grief) protocol for actions to take to stabilize the school community after a traumatic incident (e.g. a suicide threat that is public or an act that is witnessed by other students). The Crisis Response Plan appendix also contains resources around suicide/self-harm that can be shared with parents/guardians.

### Emergency Response to a Self-Harm/Suicide Threat

- 1) Take all threats seriously.
- 2) If the situation is volatile (i.e. the person has attempted or could attempt self-harm at any moment), call 911.
- 3) Do not leave a potentially suicidal person unattended – send a runner to notify the Principal ASAP.
- 4) If other students are in the room with a student who has attempted or is threatening to attempt suicide, they should be escorted to another space.



**Important!** If a suicide threat is public or traumatic to other students, the Principal should refer to the **Rocketship Crisis Response Plan** for steps to stabilize the greater school environment.

- 5) The **Principal** will then contact the child's parent/guardian and tell them of the situation by phone.
- 6) The Principal will then contact the **School Psychologist** to inform them of the situation and arrange for a risk assessment to be performed with the child ASAP.
- 7) Within 24 hrs, the **Principal** will provide the child's parents/guardians with written recommendations for treatment and follow-up. These recommendations should include the following:
  - Contact information for the national suicide lifeline: **1-800-SUICIDE** or **1-800-273-TALK**
  - Findings from the school psychologist's risk assessment
  - Recommendations from the school psychologist for follow-up/treatment
  - Written resources on suicide prevention/youth depression

- 8) If a student is known to be in counseling, the Principal/designee will attempt to inform the child's treatment provider of what occurred.
- 9) If the parent refuses to cooperate, the Principal should talk to the School Psychologists about options for an involuntary mental health assessment.
- 10) Under no circumstances should school staff drive the suicidal student in in personal vehicles. Do not leave the student alone at any time.

**Note:** If a threat is made during an after-school program, and no school personnel is available, call **1-800-SUICIDE** or **1-800-273-TALK** for help. Inform the Principal of the incident and actions taken.

## Serious Injury or Death at the School

The death of a student or staff member is traumatic to school communities, whether the death was the result of a long illness or an act of violence.

Principals should refer to the **RSED Crisis Response Plan – Serious Injury or Death (Grief)** protocol for actions to take following a serious injury or death at the school. The Crisis Response Plan appendix contains resources around suicide/self-harm.

Staff members, however, should know the following:

1. In case of serious injury or death, do not move the victim unless absolutely necessary. Do not leave an injured student alone. Send a runner to notify the Principal and Office Manager ASAP.
2. The Principal will call 911.
3. The Office Manager should administer First Aid (See Part Four: First Aid and Medical Conditions in this Health/Safety Plan).
4. If students are in the same space as a student who is seriously injured, they should be escorted elsewhere.
5. Do not make announcements about an accident or incident over the intercom.
6. The Principal should refer to the RSED Crisis Response Plan for next steps to stabilize the situation and support the school community.

## Appendix 13: Suspension and Expulsion



## **SUSPENSION AND EXPULSION POLICY**

California

When disciplinary infractions occur on campus, our Principals are expected to respond in accordance with our Student Discipline Policy, which encourages positive behavioral interventions and supports and outlines available in-school disciplinary actions. Suspension should only be considered in cases of egregious behavioral infractions – and, even then, should be viewed as a last resort—as we believe that our students are best served when they are present at school every day. Recommendations for expulsion should not be pursued except in the most extreme cases, as our policy is to do whatever it takes to serve every student who enrolls in a Rocketship school.

If a situation does arise where a Principal feels that the student should be suspended or recommended for expulsion, this policy was written to guide the process. The policy has been written in accordance with relevant federal and state laws and regulations. It addresses grounds for suspension and expulsion; suspension and expulsion procedures; the maintenance of disciplinary records; student appeal rights; rehabilitation and readmission; and special procedures for the consideration of suspension and expulsion of students with disabilities.

### **I. Grounds for Suspension and Expulsion**

A student may be disciplined, suspended or expelled for prohibited misconduct if the act is related to school activity or school attendance occurring at a Rocketship school or at any other school or a school-sponsored event at any time including but not limited to: while on school grounds; while going to or coming from school; during the lunch period, whether on or off the school campus; and during, going to, or coming from a school-sponsored activity. Students may also be subject to disciplinary action for off-campus behavior if it creates a substantial disruption to the school environment or interferes with another student's ability to participate in the school program.

In California, in accordance with EC §48900, a student may be suspended or expelled for any of the following acts when it is determined that the student:

- (1) Caused, attempted to cause, or threatened to cause physical injury to another person or willfully used force of violence upon the person of another, except self-defense.
- (2) Possessed, sold, or otherwise furnished any firearm, knife, explosive, or other dangerous object unless, in the case of possession of any object of this type, the students had obtained written permission to possess the item from a certificated school employee, with the Principal/Administrator or designee's concurrence.
- (3) Unlawfully possessed, used, sold or otherwise furnished, or was under the influence of any controlled substance, as defined in Health and Safety Code §§ 11053-11058, alcoholic beverage, or intoxicant of any kind.

- (4) Unlawfully offered, arranged, or negotiated to sell any controlled substance as defined in Health and Safety Code §§ 11053-11058, alcoholic beverage or intoxicant of any kind, and then sold, delivered or otherwise furnished to any person another liquid substance or material and represented same as controlled substance, alcoholic beverage or intoxicant.
- (5) Committed or attempted to commit robbery or extortion.
- (6) Caused or attempted to cause damage to school property or private property.
- (7) Stole or attempted to steal school property or private property.
- (8) Possessed or used tobacco or any products containing tobacco or nicotine products, including but not limited to cigars, cigarettes, miniature cigars, clove cigarettes, smokeless tobacco, snuff, chew packets and betel.
- (9) Committed an obscene act or engaged in habitual profanity or vulgarity.
- (10) Unlawfully possessed or unlawfully offered, arranged, or negotiated to sell any drug paraphernalia, as defined in Health and Safety Code § 11014.5.
- (11) Disrupted school activities or otherwise willfully defied the valid authority of supervisors, teachers, administrators, other school officials, or other school personnel engaged in the performance of their duties. Under Education Code § 48900(k), students in grades K-3 may not be suspended for disruption or willful defiance. No student in grades K-5 may be expelled for willful defiance.
- (12) Knowingly received stolen school property or private property.
- (13) Possessed an imitation firearm, i.e.: a replica of a firearm that is so substantially similar in physical properties to an existing firearm as to lead a reasonable person to conclude that the replica is a firearm.
- (14) Committed or attempted to commit a sexual assault as defined in Penal Code §§ 261, 266c, 286, 288, 288a or 289, or committed a sexual battery as defined in Penal Code §243.4.
- (15) Harassed, threatened, or intimidated a student who is a complaining witness or witness in a school disciplinary proceeding for the purpose of preventing that student from being a witness and/or retaliating against that student for being a witness.
- (16) Unlawfully offered, arranged to sell, negotiated to sell, or sold the prescription drug Soma.
- (17) Engaged in or attempted to engage in hazing of another. For the purposes of this subdivision, "hazing" means a method of initiation or preinitiation into a pupil organization or body, whether or not the organization or body is officially recognized by an educational institution, which is likely to cause serious bodily injury or personal degradation or disgrace



resulting in physical or mental harm to a former, current, or prospective pupil. For purposes of this section, "hazing" does not include athletic events or school-sanctioned events.

- (18) Aiding or abetting as defined in Section 31 of the Penal Code, the infliction or attempted infliction of physical injury to another person may be subject to suspension, but not expulsion, pursuant to this section, except that a pupil who has been adjudged by a juvenile court to have committed, as an aider and abettor, a crime of physical violence in which the victim suffered great bodily injury or serious bodily injury shall be subject to suspension or expulsion.
- (19) Made terrorist threats against school officials and/or school property. For purposes of this section, "terroristic threat" shall include any statement, whether written or oral, by a person who willfully threatens to commit a crime which will result in death, great bodily injury to another person, or property damage in excess of \$1000, with the specific intent that the statement is to be taken as a threat, even if there is no intent of actually carrying it out, which, on its face and under the circumstances in which it is made, is so unequivocal, unconditional, immediate, and specific as to convey to the person threatened, a gravity of purpose and an immediate prospect of execution of the threat, and thereby causes that person reasonably to be in sustained fear for his or her own safety or for his or her immediate family's safety, or for the protection of school property, or the personal property of the person threatened or his or her immediate family.
- (20) Committed sexual harassment, as defined in EC § 212.5. For the purposes of this section, the conduct described in § 212.5 must be considered by a reasonable person of the same gender as the victim to be sufficiently severe or pervasive to have a negative impact upon the individual's academic performance or to create an intimidating, hostile, or offensive educational environment. Under EC § 48900.2, this does not apply to students in grades K-3.
- (21) Caused, attempted to cause, threatened to cause, or participated in an act of hate violence, as defined in subdivision (e) of Section 233 of the Education Code. Under EC § 48900.3, this does not apply to students in grades K-3.
- (22) Intentionally harassed, threatened or intimidated a student or group of students to the extent of having the actual and reasonably expected effect of materially disrupting class work, creating substantial disorder and invading student rights by creating an intimidating or hostile educational environment. Under EC § 48900.4, this does not apply to students in grades K-3.
- (23) Engaged in an act of bullying, including, but not limited to, bullying committed by means of an electronic act, as defined in subdivisions (f) and (g) of Section 32261 of the Education Code, directed specifically toward a pupil or school personnel.

Alternatives to suspension or expulsion will first be attempted with students who are truant, tardy, or otherwise absent from assigned school activities.

## **II. Suspension Procedures**

A suspension is a temporary dismissal of a student from the regular school program and school-sponsored events for the allotted time assigned by a school administrator. Suspensions can range from one to five school days, depending on the seriousness of the violation. Students are expected to complete all work assigned while they serve their suspension.

Suspensions at Rocketship will adhere to the following procedures:

### Conference

When feasible, suspension may be preceded by a conference conducted by the Principal or designee with the student and his/her parent and, whenever practical, the teacher, supervisor, or school employee who referred the student to the Principal. The conference may be omitted if the Principal or designee determines that an emergency situation exists. An "emergency situation" involves a clear and present danger to the lives, safety or health of students or school personnel. If a student is suspended without this conference in an emergency situation, both the parent/guardian and student shall be given the opportunity to conference within two school days.

At the conference, the student shall be informed of the reason for the disciplinary action and the evidence against him/her and shall be given the opportunity to present his/her version and evidence in his/her defense.

Absent an emergency situation, the conference must occur before the student is sent home on suspension.

No penalties may be imposed on a student for failure of the student's parent/guardian to attend a conference with school officials. Reinstatement of the suspended student shall not be contingent upon attendance by the student's parent or guardian at the conference.

### Notice to Parents/Guardians

At the time that the decision is made to suspend a student, the Principal or designee shall make a reasonable effort to contact the student's parent/guardian by telephone or in person. Whenever a student is suspended, the parent/guardian shall also be notified in writing of the suspension, the reason for the suspension, the length of the suspension, the student's right to return to school at the end of the suspension, and any conditions for that return (i.e. a return conference with the parent/guardian) and the date of return following suspension. If school officials wish to ask the parent/guardian to confer regarding matters pertinent to the suspension, the notice may request that the parent/guardian respond to such requests without delay.

A copy of this notice will also be filed in the student's cumulative folder in the school.

### Suspension Time Limits/Recommendation for Expulsion

Suspensions, when not including a recommendation for expulsion, shall not exceed five consecutive school days per suspension. In calculating days of suspension, days served will not include days when

school is not in session for students, including but not limited to school closure days, school holidays, spring break, and summer break. If the student leaves school on the day that the suspension was imposed, this day will be counted as part of the suspension if the student was denied class participation prior to 12 noon of that day. The suspension shall terminate at midnight on the day listed as the last day of the suspension.

Upon a recommendation of expulsion by the Principal or Principal's designee, the student and the student's parent/guardian or representative will be invited to a second conference to determine if the suspension for the student should be extended pending an expulsion hearing. This determination will be made by the Principal or designee upon either of the following determinations: (1) the student's presence will be disruptive to the education process; or (2) the student poses a threat or danger to others. Upon either determination, the student's suspension will be extended pending the results of an expulsion hearing.

Students who are suspended shall be excluded from all school and school-related activities unless otherwise agreed during the period of suspension.

### **III. Authority to Expel**

An expulsion is the permanent dismissal of a student from the Rocketship program. If an expulsion is approved, the parent/guardian has the responsibility to place the student in another school.

The full authority of the Rocketship governing Board of Directors ("the Board") to hear and conduct expulsions shall be granted to the Academic Affairs Committee, a committee of the Board. The Academic Affairs Committee shall consist of three board members. The Academic Affairs Committee may expel any student found to have committed an expellable offense as listed in Section II above.

Instead of conducting the hearing itself, the Academic Affairs Committee may appoint an impartial administrative panel of three or more persons, none of whom is a member of the Board or employed on the staff of the school in which the student is enrolled. The Academic Affairs Committee will pre-appoint a panel of at least five certificated Rocketship staff members, each from different Rocketship school sites. Should any of the persons appointed to the panel be employed by the staff of the school in which the student is enrolled, he/she will recuse him/herself from the proceedings.

### **IV. Expulsion Procedures**

#### Hearing

Students recommended for expulsion are entitled to a hearing to determine whether the student should be expelled. The hearing shall be held within 20 school days after the Principal or designee determines that the student has committed an expellable offense, unless the student requests, in writing, that the hearing be postponed.

In the event an administrative panel hears the case, it will, within 10 days of the hearing, make a recommendation to the Academic Affairs Committee for a final decision whether or not to expel. The hearing shall be held in closed session unless the student makes a written request for a public hearing three days prior to the hearing.

Written notice of the hearing shall be forwarded to the student and the student's parent/guardian before the date of the hearing. Upon mailing the notice, it shall be deemed served upon the student. The notice shall include:

- The date and place of the expulsion hearing;
- A statement of the specific facts, charges and offenses upon which the proposed expulsion is based, along with a summary of the evidence against the student;
- A copy of Rocketship's disciplinary rules which relate to the alleged violation;
- Notification of the student's or parent/guardian's obligation to provide information about the student's status at the school to any other school district or school to which the student seeks enrollment;
- The opportunity for the student or the student's parent/guardian to appear in person or to employ and be represented by counsel or a non-attorney advisor;
- The right to inspect and obtain copies of all documents to be used at the hearing;
- The opportunity to confront and question all witnesses who testify at the hearing;
- The opportunity to question all evidence presented and to present oral and documentary evidence on the student's behalf including witnesses.

#### Special Procedures for Expulsion Hearings Involving Sexual Assault or Battery Offenses

Rocketship may, upon a finding of good cause, determine that the disclosure of either the identity of the witness or the testimony of that witness at the hearing, or both, would subject the witness to an unreasonable risk of psychological or physical harm. Upon this determination, the testimony of the witness may be presented at the hearing in the form of a statement from the victim or witness, which shall be examined only by Rocketship or the hearing officer. Copies of these statements, edited to delete the name and identity of the witness, shall be made available to the student.

#### Presentation of Evidence

While technical rules of evidence do not apply to expulsion hearings, evidence may be admitted and used as proof only if it is the kind of evidence on which reasonable persons can rely in the conduct of serious affairs. A recommendation by the Administrative Panel and decision by the Board to expel must be supported by a preponderance of the evidence that the student committed an expellable offense.

Findings of fact shall be based solely on the evidence at the hearing. While hearsay evidence is admissible, no decision to expel shall be based solely on hearsay and written declarations may be admitted as testimony from witnesses of whom the Board, Panel or designee determines that disclosure of their identity or testimony at the hearing may subject them to an unreasonable risk of physical or psychological harm.

The decision of the Administrative Panel shall be in the form of written findings of fact and shall be made within three school days following the conclusion of the hearing.

If the expulsion hearing panel decides not to recommend expulsion, the student shall be returned to his/her educational program or become subject to discipline or suspension in accordance with this policy.

#### **V. Written Notice to Expel**

The Principal or designee, following a decision of the Board to expel, shall send written notice of the decision to expel, including the Board's adopted findings of fact, to the student or parent/guardian. This notice shall also include the following:

- notice of the specific offense committed by the student and
- notice of the student's or parent/guardian's obligation to inform any new district in which the student seeks to enroll of the student's status with Rocketship.

#### **VI. Right to Appeal**

The student/family shall have the right to appeal the decision to expel the student from Rocketship directly to the Academic Affairs Committee. If the Academic Affairs Committee made the final decision on the expulsion, the appeal shall go directly to the Executive Committee of the Board. The request to appeal must be made in writing and shall be submitted to the Academic Affairs Committee or Executive Committee within five business days of being made aware of the decision to expel the student. The appeal shall be heard by the Academic Affairs Committee or Executive Committee within 15 days of receipt of the appeal.

#### **VII. Expelled Students/Alternative Education**

With the exception of students with disabilities under IDEA, students who are expelled shall be responsible for seeking alternative education programs including, but not limited to, programs within their school district of residence.

#### **VIII. Rehabilitation and Readmission**

At the time of the expulsion order, students who are expelled shall be given a rehabilitation plan, to be developed by the Academic Affairs Committee in conjunction with Rocketship staff, which may include, but is not limited to, periodic review as well as assessment at the time of review for readmission. The rehabilitation plan should include a date not later than one year from the date of expulsion when the student may be reviewed for readmission to a Rocketship school.

The decision to readmit a pupil or to admit a previously expelled pupil from another school, school district or charter school shall be in the sole discretion of the Board following a meeting with the Principal and the pupil and guardian or representative to determine whether the pupil has successfully completed the rehabilitation plan and to determine whether the pupil poses a threat to others or will be disruptive to the school environment. The Principal shall make a recommendation to the Board following the meeting regarding his or her determination. The pupil's readmission is also contingent upon RSED's capacity at the time the student seeks readmission.

#### **IX. Special Procedures for the Consideration of Suspension and Expulsion of Students with Disabilities**

##### Services During Suspension

Students with disabilities pursuant to the Individuals with Disabilities Act (“IDEA”) suspended for more than ten school days in a school year shall continue to receive services so as to enable the student to continue to participate in the general education curriculum, although in another setting, and to progress toward meeting the goals set out in the child's IEP; and receive, as appropriate, a functional behavioral assessment or functional analysis, and behavioral intervention services and modifications, that are designed to address the behavior violation so that it does not recur. These services may be provided in an interim alternative educational setting.

#### Procedural Safeguards/Manifestation Determination

Within 10 school days of any decision to change the placement of a child with a disability because of a violation of a code of student conduct, a manifestation determination shall take place. “Change of Placement” includes a recommendation for expulsion, consecutive removal of more than ten school days, or a cumulative removal of more than ten school days in a school year. Rocketship, the parent, and relevant members of the IEP Team shall review all relevant information in the student's file, including the child's IEP, any teacher observations, and any relevant information provided by the parents to determine: (1) If the conduct in question was caused by, or had a direct and substantial relationship to, the child's disability; or (2) the conduct in question was the direct result of the local educational agency's failure to implement the IEP.

If Rocketship, the parent, and relevant members of the IEP Team determine that either of the above is applicable for the child, the conduct shall be determined to be a manifestation of the child's disability.

If Rocketship, the parent, and relevant members of the IEP Team make the determination that the conduct was a manifestation of the child's disability, the IEP Team shall:

- (1) Conduct a functional behavioral assessment or a functional analysis assessment, and implement a behavioral intervention plan for such child, provided that the school had not conducted such assessment prior to such determination before the behavior that resulted in a change in placement;
- (2) If a behavioral intervention plan has been developed, review the behavioral intervention plan if the child already has such a behavioral intervention plan, and modify it, as necessary, to address the behavior; and
- (3) Return the child to the placement from which the child was removed, unless the parent and the school agree to a change of placement as part of the modification of the behavioral intervention plan.

If the school, the parent, and relevant members of the IEP team determine that the behavior was not a manifestation of the student's disability and that the conduct in question was not a result of the failure to implement the IEP, then the school may apply the relevant disciplinary procedures to children with disabilities in the same manner and for the same duration as the procedures would be applied to students without disabilities.

#### Due Process Appeals

If the parent of a child with a disability disagrees with any decision regarding a disciplinary change in placement, or the manifestation determination, or the school believes that maintaining the current placement of the child is substantially likely to result in injury to the child or to others, the parent or

school may request an expedited administrative hearing through the regional administrative hearing office.

When an appeal relating to the placement of the student or the manifestation determination has been requested by either the parent or the school, the student shall remain in the interim alternative educational setting pending the decision of the hearing officer or until the expiration of the 45- day time period provided for in an interim alternative educational setting, whichever occurs first, unless the parent and the school agree otherwise.

### Special Circumstances

Rocketship personnel may consider any unique circumstances on a case-by-case basis when determining whether to order a change in placement for a child with a disability who violates a code of student conduct.

The Principal or designee may remove a student to an interim alternative educational setting for not more than 45 days without regard to whether the behavior is determined to be a manifestation of the student's disability in cases where a student:

- Carries or possesses a weapon, as defined in 18 USC § 930, to or at school, on school premises, or to or at a school function;
- Knowingly possesses or uses illegal drugs, or sells or solicits the sale of a controlled substance, while at school, on school premises, or at a school function; or
- Has inflicted serious bodily injury upon a person while at school, on school premises, or at a school function.

### Interim Alternative Educational Setting

The student's interim alternative educational setting shall be determined by the student's IEP team.

### Procedures for Students Not Yet Eligible for Special Education Services

A student who has not been identified as an individual with disabilities pursuant to IDEIA and who has violated the Rocketship's behavioral policies may assert the procedural safeguards granted under this administrative regulation only if Rocketship had knowledge that the student was disabled before the behavior occurred.

Rocketship shall be deemed to have knowledge that the student had a disability if one of the following conditions exists prior to the behavior at issue:

- The parent of the child expressed concern in writing to supervisory or administrative personnel of Rocketship, or a teacher of the child, that the child is in need of special education and related services;
- The parent of the child requested an evaluation of the child pursuant to §§ 300.300 through 300.311; or
- The teacher of the child, or other Rocketship personnel, expressed specific concerns about a pattern of behavior demonstrated by the child directly to the director of special education of the agency or to other supervisory personnel of the agency.

If the school knew or should have known the student had a disability under any of the three circumstances described above, the student may assert any of the disciplinary protections available to IDEA-eligible children with disabilities.

If the school had no basis for knowledge of the student's disability, it shall proceed with the proposed discipline. The school shall conduct an expedited evaluation if requested by the parents; however the student shall remain in the education placement determined by Rocketship pending the results of the evaluation.

Rocketship shall not be deemed to have knowledge of that the student had a disability if the parent has not allowed an evaluation, refused services, or if the student has been evaluated and determined to not be eligible.



## Appendix 14: LCAP

**Introduction:**

LEA: Rocketship Si Se Puede    Contact (Name, Title, Email, Phone Number): Principal Heidi Shinn, hshinn@rsed.org    LCAP Year: 2016-17

***Local Control and Accountability Plan and Annual Update Template***

*The Local Control and Accountability Plan (LCAP) and Annual Update Template shall be used to provide details regarding local educational agencies' (LEAs) actions and expenditures to support pupil outcomes and overall performance pursuant to Education Code sections 52060, 52066, 47605, 47605.5, and 47606.5. The LCAP and Annual Update Template must be completed by all LEAs each year.*

*For school districts, pursuant to Education Code section 52060, the LCAP must describe, for the school district and each school within the district, goals and specific actions to achieve those goals for all pupils and each subgroup of pupils identified in Education Code section 52052, including pupils with disabilities, for each of the state priorities and any locally identified priorities.*

*For county offices of education, pursuant to Education Code section 52066, the LCAP must describe, for each county office of education-operated school and program, goals and specific actions to achieve those goals for all pupils and each subgroup of pupils identified in Education Code section 52052, including pupils with disabilities, who are funded through the county office of education Local Control Funding Formula as identified in Education Code section 2574 (pupils attending juvenile court schools, on probation or parole, or mandatorily expelled) for each of the state priorities and any locally identified priorities. School districts and county offices of education may additionally coordinate and describe in their LCAPs services provided to pupils funded by a school district but attending county-operated schools and programs, including special education programs.*

*Charter schools, pursuant to Education Code sections 47605, 47605.5, and 47606.5, must describe goals and specific actions to achieve those goals for all pupils and each subgroup of pupils identified in Education Code section 52052, including pupils with disabilities, for each of the state priorities as applicable and any locally identified priorities. For charter schools, the inclusion and description of goals for state priorities in the LCAP may be modified to meet the grade levels served and the nature of the programs provided, including modifications to reflect only the statutory requirements explicitly applicable to charter schools in the Education Code.*

*The LCAP is intended to be a comprehensive planning tool. Accordingly, in developing goals, specific actions, and expenditures, LEAs should carefully consider how to reflect the services and related expenses for their basic instructional program in relationship to the state priorities. LEAs may reference and describe actions and expenditures in other plans and funded by a variety of other fund sources when detailing goals, actions, and expenditures related to the state and local priorities. LCAPs must be consistent with school plans submitted pursuant to Education Code section 64001. The information contained in the LCAP, or annual update, may be supplemented by information contained in other plans (including the LEA plan pursuant to Section 1112 of Subpart 1 of Part A of Title I of Public Law 107-110) that are incorporated or referenced as relevant in this document.*

*For each section of the template, LEAs shall comply with instructions and should use the guiding questions as prompts (but not limits) for completing the information as required by statute. Guiding questions do not require separate narrative responses. However, the narrative response and goals and actions should demonstrate each guiding question was considered during the development of the plan. Data referenced in the LCAP must be consistent with the school accountability report card where appropriate. LEAs may resize pages or attach additional pages as necessary to facilitate completion of the LCAP.*

### **State Priorities**

*The state priorities listed in Education Code sections 52060 and 52066 can be categorized as specified below for planning purposes, however, school districts and county offices of education must address each of the state priorities in their LCAP. Charter schools must address the priorities in Education Code section 52060(d) that apply to the grade levels served, or the nature of the program operated, by the charter school.*

#### **A. Conditions of Learning:**

**Basic:** *degree to which teachers are appropriately assigned pursuant to Education Code section 44258.9, and fully credentialed in the subject areas and for the pupils they are teaching; pupils have access to standards-aligned instructional materials pursuant to Education Code section 60119; and school facilities are maintained in good repair pursuant to Education Code section 17002(d). (Priority 1)*

**Implementation of State Standards:** *implementation of academic content and performance standards and English language development standards adopted by the state board for all pupils, including English learners. (Priority 2)*

**Course access:** *pupil enrollment in a broad course of study that includes all of the subject areas described in Education Code section 51210 and subdivisions (a) to (i), inclusive, of Section 51220, as applicable. (Priority 7)*

**Expelled pupils (for county offices of education only):** *coordination of instruction of expelled pupils pursuant to Education Code section 48926. (Priority 9)*

**Foster youth (for county offices of education only):** *coordination of services, including working with the county child welfare agency to share information, responding to the needs of the juvenile court system, and ensuring transfer of health and education records. (Priority 10)*

#### **B. Pupil Outcomes:**

**Pupil achievement:** performance on standardized tests, score on Academic Performance Index, share of pupils that are college and career ready, share of English learners that become English proficient, English learner reclassification rate, share of pupils that pass Advanced Placement exams with 3 or higher, share of pupils determined prepared for college by the Early Assessment Program. (Priority 4)

**Other pupil outcomes:** pupil outcomes in the subject areas described in Education Code section 51210 and subdivisions (a) to (i), inclusive, of Education Code section 51220, as applicable. (Priority 8)

**C. Engagement:**

**Parental involvement:** efforts to seek parent input in decision making at the district and each schoolsite, pRSSPtion of parent participation in programs for unduplicated pupils and special need subgroups. (Priority 3)

**Pupil engagement:** school attendance rates, chronic absenteeism rates, middle school dropout rates, high school dropout rates, high school graduations rates. (Priority 5)

**School climate:** pupil suspension rates, pupil expulsion rates, other local measures including surveys of pupils, parents and teachers on the sense of safety and school connectedness. (Priority 6)

**Section 1: Stakeholder Engagement**

Meaningful engagement of parents, pupils, and other stakeholders, including those representing the subgroups identified in Education Code section 52052, is critical to the LCAP and budget process. Education Code sections 52060(g), 52062 and 52063 specify the minimum requirements for school districts; Education Code sections 52066(g), 52068 and 52069 specify the minimum requirements for county offices of education, and Education Code section 47606.5 specifies the minimum requirements for charter schools. In addition, Education Code section 48985 specifies the requirements for translation of documents.

**Instructions:** Describe the process used to consult with parents, pupils, school personnel, local bargaining units as applicable, and the community and how this consultation contributed to development of the LCAP or annual update. Note that the LEA's goals, actions, services and expenditures related to the state priority of parental involvement are to be described separately in Section 2. In the annual update boxes, describe the stakeholder involvement process for the review, and describe its impact on, the development of the annual update to LCAP goals, actions, services, and expenditures.

**Guiding Questions:**

- 1) How have applicable stakeholders (e.g., parents and pupils, including parents of unduplicated pupils and unduplicated pupils identified in Education Code section 42238.01; community members; local bargaining units; LEA personnel; county child welfare agencies; county office of education foster youth services programs, court-appointed special advocates, and other foster youth stakeholders; community organizations representing English learners; and others as appropriate) been engaged and involved in developing, reviewing, and supporting implementation of the LCAP?
- 2) How have stakeholders been included in the LEA's process in a timely manner to allow for engagement in the development of the LCAP?
- 3) What information (e.g., quantitative and qualitative data/metrics) was made available to stakeholders related to the state priorities and used by the LEA to inform the LCAP goal setting process? How was the information made available?
- 4) What changes, if any, were made in the LCAP prior to adoption as a result of written comments or other feedback received by the LEA through any of the LEA's engagement processes?
- 5) What specific actions were taken to meet statutory requirements for stakeholder engagement pursuant to Education Code sections 52062, 52068, and 47606.5, including engagement with representatives of parents and guardians of pupils identified in Education Code section 42238.01?
- 6) What specific actions were taken to consult with pupils to meet the requirements 5 CCR 15495(a)?
- 7) How has stakeholder involvement been continued and supported? How has the involvement of these stakeholders supported improved outcomes for pupils, including unduplicated pupils, related to the state priorities?

Involvement Process	Impact on LCAP						
<p>Rocketship Si Se Puede's LCAP was developed with input from multiple stakeholders, including Rocketship Si Se Puede's school leadership team, staff, families, students, and Rocketship Education's Network staff and board. The details of this engagement and the impact on the LCAP plan are explained to the right.</p> <p>The LCAP is grounded in the school's specific context including its student population, instructional program, and community priorities.</p> <p>Rocketship Si Se Puede opened in August 2009, the second Rocketship campus to open in San Jose. The campus serves K-5 students.</p> <table border="1" data-bbox="401 1263 1014 1398"> <thead> <tr> <th colspan="2">Rocketship Si Se Puede Fast Facts (as of April 2016):</th> </tr> </thead> <tbody> <tr> <td>Enrollment</td> <td>581</td> </tr> <tr> <td>FRL Population</td> <td>89.50%</td> </tr> </tbody> </table>	Rocketship Si Se Puede Fast Facts (as of April 2016):		Enrollment	581	FRL Population	89.50%	<p>Rocketship Si Se Puede provides regular opportunities for parents to give input on the running of their school. These opportunities include, but are not limited to, monthly coffee chats with the principal, community meetings, and 1:1 meetings with the school leadership team.</p> <p>In all of these engagement opportunities, RSSP encourages parents to comment on the strengths they see in the school and any operational or instructional concerns they may have, which in turn influence the school's plans for LCFF investments.</p> <p>In addition to these regular engagement channels, RSSP held an in-person community meeting in April, 2016 to understand the components of LCAP (including the state priorities) and to discuss how we could best use the LCFF funds to serve our</p>
Rocketship Si Se Puede Fast Facts (as of April 2016):							
Enrollment	581						
FRL Population	89.50%						

EL Population	59.40%
Special Education Population	6.70%
Population by Ethnicity (as of April 2016):	
Asian: 9.8%	
African-American: 0.5%	
Hispanic: 87.1%	
White: 1.0%	
Other: 1.6%	

Given the majority FRL and EL population, Rocketship Si Se Puede’s instructional program is built around ELD principles and recognizes incoming students may be several grade levels behind. As a result, all teachers are trained in Guided Language Acquisition Design, small group instruction and differentiation to meet the needs of all students in their classrooms. As outlined in RSSP’s charter, the key instructional practices include:

- **Personalization.** Students receive targeted small group instruction through core strategies such as Guided Reading, 1:1 and small group tutoring during their time in the Learning Lab.
- **Blended Learning.** Students benefit from access to adaptive online curriculum that provides them content at or slightly above their skill level, as well as the integration of technology into the classroom for project and writing work.
- **Data driven instruction.** RSSP uses a variety of benchmark, formative and summative assessments to continually ensure that students are making progress towards mastery of the CCSS and receiving instruction that is targeted towards their needs. Teachers gather for quarterly professional development “data days” to analyze the interim assessment data.
- **Response to Intervention (Rti).** The Rti framework organizes all of our academic initiatives at RSSP. Rti is an ongoing process of using student data to make universal and individual instructional and intervention decisions. The ultimate goal of Rti is for all students to perform at a proficient or advanced level because they have received appropriate instruction, accommodations, and modifications throughout the year.
- **Teacher Specialization.** All of our teachers specialize in either Humanities (ELA / Social Studies) or Math/Science. Advantages for elementary schools that follow the

students and improve services in alignment with the state priorities. In addition to sharing the state’s goals, we shared information about services and resources currently offered by the school that align with those priorities and initial proposals for additional services and resources we could offer. Parent representatives from all student subgroups attended the meeting.

To provide the opportunity for all school stakeholders’ voices to be heard, Rocketship shared a survey (which was available in English, Spanish, and Vietnamese to reflect our student/family population) with all parents. The survey asked parents to indicate their preferences regarding to which services or resources Rocketship Si Se Puede should allocate LCFF funds. The results of the surveys were tallied and then presented to the School Site Council. The SSC, using the results from the LCAP survey, created a formal recommendation to school leaders and Rocketship staff detailing their priorities for increased funding.

In addition to soliciting parental input into the LCAP, we used a portion of our Thursday PD time, which school staff could attend to learn about LCFF and give feedback regarding how to use the funds. We also shared a survey with all school staff, including school leaders, teachers, tutors, enrichment staff, and operational and support staff, to solicit their preferences regarding how to allocate LCFF funds and which services Rocketship Si Se Puede should offer to best serve our students. We also consulted our charter petition to ensure our LCFF investments mirrored the priorities and approach detailed in Rocketship Si Se Puede’s charter application. We have updated the flow of our LCAP to better align with our charter, making it more transparent for how we will meet and exceed the goals laid out in our charter through our educational program.

Additional groups engaged with during the LCAP process include:

- School Leadership Team
- Rocketship Education governing board

team teaching approach include deeper content knowledge, a team structure allowing better collaborative focus, easier transition to middle school, and more flexibility in student grouping.

Community priorities at RSSP include:

- **Core Values:** All Rocketship campuses share four core values-- respect, responsibility, empathy and persistence—and develop a fifth core value as a community. At RSSP this fifth core value is healthy choices. At Rocketship Si Se Puede, our students and their families are committed to making healthy choices for their bodies and minds. We supplement our students' learning by exposing them to concepts of food system sustainability, various forms of physical exercise, growing plants, and visiting the nearby community garden.

**Parent Engagement:** A core component of Rocketship's theory of action is that parents are essential to the academic success of their student. Through outreach efforts such as conferences, home visits, and community meetings, Rocketship Si Se Puede creates a community and fosters parent engagement as a critical element of a Rocketeer's success. RSSP has an active parent leadership team and School Site Council.

- Rocketship Education network staff and leadership

Students were also consulted in conversations with teachers during regular classroom community meetings. These efforts focused primarily on third through fifth graders. These students were also surveyed to gather student input on school safety via a written survey.

The ideas and preferences expressed in parent and staff surveys were totaled and used to influence to what services RSSP will allocate LCFF funds. Then reported to the RSSP School Site Council, which came up with a formal recommendation for LCFF uses. These services are explained in full in the below sections of the LCAP. RSSP's preferred uses for LCFF funds are, in order of priority:

- Increasing ISE programming
- Adding a fourth Enrichment Center Coordinator
- Additional Field Trip Funding

As such, we will allocate an additional \$25,000 to ISE, \$15,000 to enrichment and \$10,000 to field trip funding. These are detailed in depth below.

#### Annual Update:

RSSP welcomed Heidy Shinn back as Principal this year. In her first full year as Principal, it was critical for RSSP to build strong relationships with families and the local community. The results of that engagement are included in the section to the right.

2014-15 was the first year of SBAC implementation. This new test set a much higher bar for our Rocketeers that is calibrated better with our school mission and model. However, because of this new assessment, we are unable to compare SBAC results with previous standardized tests and our 2014-15 results serve as a baseline for which we will measure future growth. RSSP ended the 2014-15 school year with 44% of 3rd-5<sup>th</sup> grade students meeting or exceeding standards in mathematics (compared to 23% for socioeconomically disadvantaged students in nearby schools) and 30% of 3rd-5<sup>th</sup> grade students meeting or exceeding standards in literacy (compared to 28% of their peers). While RSSP students are outperforming their socioeconomically disadvantaged and English Learner peers, we are not

#### Annual Update:

RSSP gathered input from a wide range of stakeholders in determining investments for next year and the use of LCFF funds in particular. Given the preferences of schools staff and families, Rocketship Si Se Puede will make the following investments aligned with the state priorities:

- maintaining class size reductions
- investing in school staffing including support staff, enrichment center coordinators, the Business Operations Manager and Office Manager positions
- investing in additional curricular resources including classroom libraries, instructional supplies, core curriculum, leveled libraries, and online learning

satisfied with these results. In order to have more students meet or exceed standards on state assessments, RSSP implemented has continued to modify its academic program, which is detailed below.

programs

- supporting technology efforts at the school, including an investment in additional student computers and technology support
- making necessary building repairs and investing in custodial services
- investing in teacher professional development
- subsidizing the cost of student field trips to provide all students with access to enriching opportunities

The sections below have been updated to reflect these new priority investments. Some of these, such as class size reduction and support staff, are consistent with 2015-16 investments. Parents and staff believed it was critical to maintain these investments. Others, such as personalized learning and data driven instructions, are initiatives we're dedicating supplemental and concentration funding toward for the first time.

## Section 2: Goals, Actions, Expenditures, and Progress Indicators

### Instructions:

All LEAs must complete the LCAP and Annual Update Template each year. The LCAP is a three-year plan for the upcoming school year and the two years that follow. In this way, the program and goals contained in the LCAP align with the term of a school district and county office of education budget and multiyear budget projections. The Annual Update section of the template reviews progress made for each stated goal in the school year that is coming to a close, assesses the effectiveness of actions and services provided, and describes the changes made in the LCAP for the next three years that are based on this review and assessment.

Charter schools may adjust the table below to align with the term of the charter school's budget that is submitted to the school's authorizer pursuant to Education Code section 47604.33.

For school districts, Education Code sections 52060 and 52061, for county offices of education, Education Code sections 52066 and 52067, and for charter schools, Education Code section 47606.5 require(s) the LCAP to include a description of the annual goals, for all pupils and each



subgroup of pupils, to be achieved for each state priority as defined in 5 CCR 15495(i) and any local priorities; a description of the specific actions an LEA will take to meet the identified goals; a description of the expenditures required to implement the specific actions; and an annual update to include a review of progress towards the goals and describe any changes to the goals.

To facilitate alignment between the LCAP and school plans, the LCAP shall identify and incorporate school-specific goals related to the state and local priorities from the school plans submitted pursuant to Education Code section 64001. Furthermore, the LCAP should be shared with, and input requested from, schoolsite-level advisory groups, as applicable (e.g., schoolsite councils, English Learner Advisory Councils, pupil advisory groups, etc.) to facilitate alignment between school-site and district-level goals and actions. An LEA may incorporate or reference actions described in other plans that are being undertaken to meet the goal.

**Using the following instructions and guiding questions, complete a goal table (see below) for each of the LEA’s goals. Duplicate and expand the fields as necessary.**

**Goal:** Describe the goal:

When completing the goal tables, include goals for all pupils and specific goals for schoolsites and specific subgroups, including pupils with disabilities, both at the LEA level and, where applicable, at the schoolsite level. The LEA may identify which schoolsites and subgroups have the same goals, and group and describe those goals together. The LEA may also indicate those goals that are not applicable to a specific subgroup or schoolsite.

**Related State and/or Local Priorities:** Identify the state and/or local priorities addressed by the goal by placing a check mark next to the applicable priority or priorities. The LCAP must include goals that address each of the state priorities, as defined in 5 CCR 15495(i), and any additional local priorities; however, one goal may address multiple priorities.

**Identified Need:** Describe the need(s) identified by the LEA that this goal addresses, including a description of the supporting data used to identify the need(s).

**Schools:** Identify the schoolsites to which the goal applies. LEAs may indicate “all” for all schools, specify an individual school or a subset of schools, or specify grade spans (e.g., all high schools or grades K-5).

**Applicable Pupil Subgroups:** Identify the pupil subgroups as defined in Education Code section 52052 to which the goal applies, or indicate “all” for all pupils.

**Expected Annual Measurable Outcomes:** For each LCAP year, identify and describe specific expected measurable outcomes for all pupils using, at minimum, the applicable required metrics for the related state priorities. Where applicable, include descriptions of specific expected measurable outcomes for schoolsites and specific subgroups, including pupils with disabilities, both at the LEA level and at the schoolsite level.

The metrics used to describe the expected measurable outcomes may be quantitative or qualitative, although the goal tables must address all required metrics for every state priority in each LCAP year. The required metrics are the specified measures and objectives for each state priority as set forth in Education Code sections 52060(d) and 52066(d). For the pupil engagement priority metrics, LEAs must calculate the rates specified in Education Code sections 52060(d)(5)(B), (C), (D) and (E) as described in the Local Control Accountability Plan and Annual Update Template Appendix, sections (a) through (d).

**Actions/Services:** For each LCAP year, identify all annual actions to be performed and services provided to meet the described goal. Actions may describe a group of services that are implemented to achieve the identified goal.

**Scope of Service:** Describe the scope of each action/service by identifying the schoolsites covered. LEAs may indicate "all" for all schools, specify an individual school or a subset of schools, or specify grade spans (e.g., all high schools or grades K-5). If supplemental and concentration funds are used to support the action/service, the LEA must identify if the scope of service is districtwide, schoolwide, countywide, or charterwide.

**Pupils to be served within identified scope of service:** For each action/service, identify the pupils to be served within the identified scope of service. If the action to be performed or the service to be provided is for all pupils, place a check mark next to "ALL."

For each action and/or service to be provided above what is being provided for all pupils, place a check mark next to the applicable unduplicated pupil subgroup(s) and/or other pupil subgroup(s) that will benefit from the additional action, and/or will receive the additional service. Identify, as applicable, additional actions and services for unduplicated pupil subgroup(s) as defined in Education Code section 42238.01, pupils redesignated fluent English proficient, and/or pupils subgroup(s) as defined in Education Code section 52052.

**Budgeted Expenditures:** For each action/service, list and describe budgeted expenditures for each school year to implement these actions, including where those expenditures can be found in the LEA's budget. The LEA must reference all fund sources for each proposed expenditure. Expenditures must be classified using the California School Accounting Manual as required by Education Code sections 52061, 52067, and 47606.5.

**Guiding Questions:**

- 1) What are the LEA’s goal(s) to address state priorities related to “Conditions of Learning”?
- 2) What are the LEA’s goal(s) to address state priorities related to “Pupil Outcomes”?
- 3) What are the LEA’s goal(s) to address state priorities related to parent and pupil “Engagement” (e.g., parent involvement, pupil engagement, and school climate)?
- 4) What are the LEA’s goal(s) to address any locally-identified priorities?
- 5) How have the unique needs of individual schoolsites been evaluated to inform the development of meaningful district and/or individual schoolsite goals (e.g., input from site level advisory groups, staff, parents, community, pupils; review of school level plans; in-depth school level data analysis, etc.)?
- 6) What are the unique goals for unduplicated pupils as defined in Education Code sections 42238.01 and subgroups as defined in section 52052 that are different from the LEA’s goals for all pupils?
- 7) What are the specific expected measurable outcomes associated with each of the goals annually and over the term of the LCAP?
- 8) What information (e.g., quantitative and qualitative data/metrics) was considered/reviewed to develop goals to address each state or local priority?
- 9) What information was considered/reviewed for individual schoolsites?
- 10) What information was considered/reviewed for subgroups identified in Education Code section 52052?
- 11) What actions/services will be provided to all pupils, to subgroups of pupils identified pursuant to Education Code section 52052, to specific schoolsites, to English learners, to low-income pupils, and/or to foster youth to achieve goals identified in the LCAP?
- 12) How do these actions/services link to identified goals and expected measurable outcomes?
- 13) What expenditures support changes to actions/services as a result of the goal identified? Where can these expenditures be found in the LEA’s budget?

<b>GOAL:</b>	A. Improve Rocketeers’ proficiency in key content areas, overall and for key subgroups	Related State and/or Local Priorities: 1__ 2_x 3__ 4_x 5__ 6__ 7__ 8_x COE only: 9__ 10__ Local : Specify _____
<b>Identified Need :</b>	While Rocketship Si Se Puede has performed well in comparison to neighboring schools with similar demographics, historically not all students have achieved proficiency. In particular, there is a subset of students who persistently perform in the Below Basic or Far Below Basic quintiles, and new students in particular, enter Rocketship Si Se Puede, on average, 1.5 years below grade level. With the	

increased rigor of the CAASPP, it is even more essential that we invest in strategies to support all our students making progress towards proficiency.

1. Reclassification rate
2. CELDT score
3. CAASPP Proficiency rates across subgroups and subjects

Goal Applies to: Schools: Rocketship Si Se Puede  
 Applicable Pupil Subgroups: All

**LCAP Year 1: 2016-17**

Expected Annual Measurable Outcomes:

1. Reclassification rate: 8.8%
2. Progress on CELDT: Maintain rate above 80%
3. CAASPP scores

	Y1 - 2016-17		
	ELA	M	S
CAASPP Overall	32	46	20
CAASPP EL	23	30	9
CAASPP SPED	9	16	2
CAASPP SED	30	45	22

Actions/Services	Scope of Service	Pupils to be served within identified scope of service	Budgeted Expenditures
<p><b>Common Core-aligned instruction &amp; materials</b></p> <p>A-1. The Rocketship Si Se Puede <b>curriculum</b> follows the California adoption of the Common Core State Standards ("CCSS") for the subject areas of: English/Language Arts (includes Writing), and Mathematics, as well as the state standards for Social Studies, Art and Music and the Next Generation Science Standards. Rocketship has established ELA and Math focus standards – the most rigorous CCSS at each grade level – as the most important markers of success in order to prioritize the focus of instruction while also ensuring that all grade-level standards are addressed in every course. Rocketship Si Se Puede operates an inclusion model and therefore this core curriculum will benefit all students including Special Education students. Rocketship teachers will use the ELL framework to embed analytical</p>	School wide	<p><input checked="" type="checkbox"/> ALL</p> <p>OR:</p> <p><input type="checkbox"/> Low Income pupils <input type="checkbox"/> English Learners</p> <p><input type="checkbox"/> Foster Youth <input type="checkbox"/> Redesignated fluent English proficient</p> <p><input type="checkbox"/> Other Subgroups:(Specify) _____</p>	<p>\$24,000 (4100)</p> <p>Core Curriculum</p> <p>LCFF-base</p> <p>\$18,700 (4210)</p> <p>Books</p> <p>LCFF-S+C</p>

tasks, receptive tasks and productive language functions into the curriculum to aid language acquisition.

Rocketship Si Se Puede utilizes a **Balanced Literacy** approach for ELA instruction with a significant focus on Guided Reading. Expanding the breadth and depth of our **classroom libraries** will ensure that all students have access to a wide variety of texts to meet the different genre requirements in Common Core, as well as ensuring that all students have access to books at their appropriate reading level. For EL students, this can be particularly motivating and a useful strategy to engage reluctant or struggling readers. These expanded libraries will also enable us to loan out books for students to take home, so that parents can support reading and language acquisition efforts at home.

**Personalized Learning**

A-2. RSSP's key instructional practices include personalization, blended learning, data-driven instruction, Response to Intervention and teacher specialization. The specific investments for Rtl include **Rtl curriculum** and **tutors**. Our objective every day is to get the right lesson to the right child at the right time. We assume that every child, especially the children in the neighborhoods we serve, will have unique learning needs that must be addressed individually. The Rocketship model combines traditional classroom instruction with blended learning, which enables online learning programs technology, small group instruction and tutoring. All students, including our Special Education students, access and benefit from this instructional model as Rocketship Si Se Puede operates an inclusion model. In particular, our Special Education students benefits from our Rtl model in which they receive additional Tier II and Tier III tutoring from the general education, special education, Learning Lab and paraprofessional staff. This personalized instruction occurs in the learning lab, making investments in **Learning Lab Materials** and **Leveled Libraries** important so that each student has the materials to receive instruction at his or her level. In addition, our adaptive **Online Learning Programs (OLPs)** are able to adapt to each student's level, ensuring that all aspects of our instructional program are

Schoolwide

ALL

OR:

- Low Income pupils  English Learners
- Foster Youth  Redesignated fluent English proficient
- Other Subgroups:(Specify) \_\_\_\_\_

**Learning Labs**

OLPs: \$39,100 (4411) LCFF-S+C

Chromebooks: \$28,400 (4421) LCFF-S+C

Learning Lab Materials \$3,000 (4390) LCFF-base

Leveled Libraries \$3,000 (4115) LCFF-base

Rtl Curriculum \$1,800 (4120)  
Tutors \$193,300 (2101)  
Title I

<p>appropriately differentiated for our Special Education students.</p> <p>We invest in <b>Chromebooks</b> and invest budget each year to maintaining a 5:2, student to Chromebook ratio. Additionally, we invest in technology consultants to ensure that our Chromebooks and OLPs are working smoothly, Rocketship invests in <b>technology support consultants</b>.</p>			<p>Technology Consultants \$29,700 (5807) LCFF S+C</p>
<p><b>Special Education supports</b></p> <p>A-3. Although RSSP runs an inclusion model, we realize that our special education students may require additional supports to achieve academically and in non-cognitive functions. These additional supports include additional assessments, such as psycho-educational assessments, speech-language assessments and occupational therapy assessments; additional staffing supports, such as adaptive PE instructors, physical therapists, mental health supports and assistive technology specialists; additional materials, including instructional supplies for speech lessons, counseling materials for school psychologists and occupational therapy materials; and adaptive technology.</p>	<p>School wide</p>	<p><input type="checkbox"/> ALL</p> <hr/> <p>OR:</p> <p><input type="checkbox"/> Low Income pupils <input type="checkbox"/> English Learners  <input type="checkbox"/> Foster Youth <input type="checkbox"/> Redesignated fluent English proficient  <input checked="" type="checkbox"/> Other Subgroups:(Specify) <u>special education</u></p>	<p>\$6,600 (ISE 4360, ISE 4330, ISE 4340, ISE 4421)</p> <p><i>State Special Education funding IDEA</i></p>
<p><b>Class size reductions</b></p> <p>A-4. Students receive personalized instruction through targeted small group instruction and effective whole group instruction led by highly qualified teachers. In order to deepen the impact of our teachers and further personalize instruction, we will be maintaining class size reductions originally initiated in the 2014-15 school year. This class size reduction enables teachers to pull even smaller groups for small group instruction. The reduction will also be particularly beneficial for our Special Education and English Learner populations who will have more frequent access small group instruction and will learn in even smaller, more targeted group settings. RSSP accomplishes this by not back-filling empty seats in grades 4-5 from natural attrition, forgoing additional per pupil funding.</p>	<p>School wide</p>	<p><input checked="" type="checkbox"/> ALL</p> <hr/> <p>OR:</p> <p><input type="checkbox"/> Low Income pupils <input type="checkbox"/> English Learners  <input type="checkbox"/> Foster Youth <input type="checkbox"/> Redesignated fluent English proficient  <input type="checkbox"/> Other Subgroups:(Specify) _____</p>	<p>Class size reductions \$264,300 (1101)</p> <p><i>LCFF-S+C</i></p>
<p><b>GLAD Training</b></p> <p>A-5. Our goal is to help our EL students make rapid progress out of levels 1 and 2 and into levels 3 and higher on the CELDT Assessment. We believe that the most effective</p>	<p>School wide</p>	<p><input type="checkbox"/> ALL</p> <hr/> <p>OR:</p> <p><input type="checkbox"/> Low Income pupils <input checked="" type="checkbox"/> English Learners  <input type="checkbox"/> Foster Youth <input type="checkbox"/> Redesignated fluent English proficient</p>	<p>GLAD Training \$15,800 (5804) <i>Title III</i></p>

instructional approach for a school with a high EL population is to embed ELD principles in all aspects of the curriculum and to teach explicit ELD during a portion of the day. To embed ELD principles across all subjects, we work with **Project GLAD** (Guided Language Acquisition Design) to teach our teachers methods to provide additional instructional support to EL students. Our explicit ELD will focus on developing oral language, grammatical constructs and academic vocabulary in English. This period will take place during the Humanities block when EL students may be leveled by English fluency and provided with explicit ELD instruction. In the Rtl tutoring program, ELs who are not making Significant Gains may receive Literacy instruction as well as ELD as appropriate. Special Education students who are also ELs may have a particularly challenging time acquiring English language. In these cases, we provide Tier II and Tier III tutoring in small group or 1:1 settings. Additionally, we also provide **ongoing professional development** to our literacy teachers to help them with EL instruction throughout the school year.

Other Subgroups:(Specify)

Ongoing  
literacy teacher  
PD  
\$27,100 (1101)  
Title III

**LCAP Year 2: 2017-18**

Expected Annual Measurable Outcomes:

- 1. Reclassification rate: 9.8%
- 2. Progress on CELDT: Maintain rate above 80%
- 3. CAASP Proficiency rates across subgroups and subjects

	Y2 - 2017-18		
	ELA	M	S
<b>CAASPP Overall</b>	34	48	22
<b>CAASPP EL</b>	25	32	11
<b>CAASPP SPED</b>	11	18	4
<b>CAASPP SED</b>	32	47	24

Actions/Services	Scope of Service	Pupils to be served within identified scope of service	Budgeted Expenditures
<b>Common Core-aligned instruction &amp; materials</b>	School wide	<input checked="" type="checkbox"/> ALL	\$24,000 (4100)

A-1. The Rocketship Si Se Puede curriculum follows the California adoption of the Common Core State Standards (“CCSS”) for the subject areas of: English/Language Arts (includes Writing), and Mathematics, as well as the state standards for Social Studies, Art and Music and the Next Generation Science Standards. Rocketship has established ELA and Math focus standards – the most rigorous CCSS at each grade level – as the most important markers of success in order to prioritize the focus of instruction while also ensuring that all grade-level standards are addressed in every course. Rocketship Si Se Puede operates an inclusion model and therefore this core curriculum will benefit all students including Special Education students. Rocketship teachers will use the ELL framework to embed analytical tasks, receptive tasks and productive language functions into the curriculum to aid language acquisition.

Rocketship Si Se Puede utilizes a Balanced Literacy approach for ELA instruction with a significant focus on Guided Reading. Expanding the breadth and depth of our classroom libraries will ensure that all students have access to a wide variety of texts to meet the different genre requirements in Common Core, as well as ensuring that all students have access to books at their appropriate reading level. For EL students, this can be particularly motivating and a useful strategy to engage reluctant or struggling readers. These expanded libraries will also enable us to loan out books for students to take home, so that parents can support reading and language acquisition efforts at home.

**Personalized Learning**

A-2. RSSP’s key instructional practices include personalization, blended learning, data-driven instruction, Response to Intervention and teacher specialization. The specific investments for Rtl include **Rtl curriculum** and **tutors**. Our objective every day is to get the right lesson to the right child at the right time. We assume that every child, especially the children in the neighborhoods we serve, will have unique learning needs that must be addressed individually. The Rocketship model combines traditional classroom instruction with blended learning, which enables

School wide

ALL

OR:

Low Income pupils  English Learners  
 Foster Youth  Redesignated fluent English proficient  
 Other Subgroups:(Specify) \_\_\_\_\_

Core Curriculum  
LCFF-base

\$18,700 (4210)  
Books  
LCFF-S+C

Learning Labs  
OLPs: \$39,100  
(4411) LCFF-S+C

Chromebooks:  
\$28,400 (4421)  
LCFF-S+C

Learning Lab  
Materials



<p>online learning programs technology, small group instruction and tutoring. All students, including our Special Education students, access and benefit from this instructional model as Rocketship Si Se Puede operates an inclusion model. In particular, our Special Education students benefits from our RtI model in which they receive additional Tier II and Tier III tutoring from the general education, special education, Learning Lab and paraprofessional staff. This personalized instruction occurs in the learning lab, making investments in <b>Learning Lab Materials</b> and <b>Leveled Libraries</b> important so that each student has the materials to receive instruction at his or her level. In addition, our adaptive <b>Online Learning Programs (OLPs)</b> are able to adapt to each student's level, ensuring that all aspects of our instructional program are appropriately differentiated for our Special Education students.</p> <p>We invest in <b>Chromebooks</b> and invest budget each year to maintaining a 5:2, student to Chromebook ratio. Additionally, we invest in technology consultants to ensure that our Chromebooks and OLPs are working smoothly, Rocketship invests in <b>technology support consultants</b>.</p>			<p>\$3,000 (4390) <i>LCFF-base</i></p> <p>Leveled Libraries \$3,000 (4115) <i>LCFF-base</i></p> <p>RtI Curriculum \$1,800 (4120) Tutors \$156,201 (2101) <i>Title I</i></p> <p>Technology Consultants \$29,700 (5807) <i>LCFF S+C</i></p>
<p><b>Special education supports</b> A-3. Although RSSP runs an inclusion model, we realize that our special education students may require additional supports to achieve academically and in non-cognitive functions. These additional supports include additional assessments, such as psycho-educational assessments, speech-language assessments and occupational therapy assessments; additional staffing supports, such as adaptive PE instructors, physical therapists, mental health supports and assistive technology specialists; additional materials, including instructional supplies for speech lessons, counseling materials for school psychologists and occupational therapy materials; and adaptive technology.</p>	School wide	<p><u>  </u> ALL</p> <hr/> <p>OR:</p> <p><u>  </u> Low Income pupils <u>  </u> English Learners  <u>  </u> Foster Youth <u>  </u> Redesignated fluent English proficient  <u>  x</u> Other Subgroups:(Specify) <u>  special education</u></p>	<p>\$6,600 (ISE 4360, ISE 4330, ISE 4340, ISE 4421)</p> <p><i>State Special Education funding IDEA</i></p>
<p><b>Class size reductions</b> A-4. Students receive personalized instruction through targeted small group instruction and effective whole group instruction led by highly qualified teachers. In order to deepen the impact of our teachers and further personalize</p>	School wide	<p><u>  x</u> ALL</p> <hr/> <p>OR:</p> <p><u>  </u> Low Income pupils <u>  </u> English Learners  <u>  </u> Foster Youth <u>  </u> Redesignated fluent English proficient  <u>  </u> Other Subgroups:(Specify) _____</p>	<p>Class size reductions \$264,300</p>

<p>instruction, we will be maintaining class size reductions originally initiated in the 2014-15 school year. This class size reduction enables teachers to pull even smaller groups for small group instruction. The reduction will also be particularly beneficial for our Special Education and English Learner populations who will have more frequent access small group instruction and will learn in even smaller, more targeted group settings. RSSP accomplishes this by not back-filling empty seats in grades 4-5 from natural attrition, forgoing additional per pupil funding.</p>			<p>(1101) LCFF-S+C</p>
<p><b>GLAD Training</b> A-5. Our goal is to help our EL students make rapid progress out of levels 1 and 2 and into levels 3 and higher on the CELDT Assessment. We believe that the most effective instructional approach for a school with a high EL population is to embed ELD principles in all aspects of the curriculum and to teach explicit ELD during a portion of the day. To embed ELD principles across all subjects, we work with Project GLAD (Guided Language Acquisition Design) to teach our teachers methods to provide additional instructional support to EL students. Our explicit ELD will focus on developing oral language, grammatical constructs and academic vocabulary in English. This period will take place during the Humanities block when EL students may be leveled by English fluency and provided with explicit ELD instruction. In the RtI tutoring program, ELs who are not making Significant Gains may receive Literacy instruction as well as ELD as appropriate. Special Education students who are also ELs may have a particularly challenging time acquiring English language. In these cases, we provide Tier II and Tier III tutoring in small group or 1:1 settings. Additionally, we also provide ongoing professional development to our literacy teachers to help them with EL instruction throughout the school year.</p>	<p>School wide</p>	<p><input type="checkbox"/> ALL</p> <hr/> <p>OR:  <input type="checkbox"/> Low Income pupils <input checked="" type="checkbox"/> English Learners  <input type="checkbox"/> Foster Youth <input type="checkbox"/> Redesignated fluent English proficient  <input type="checkbox"/> Other Subgroups:(Specify) _____</p>	<p>GLAD Training \$15,800 (5804) <i>Title III</i></p> <p>Ongoing literacy teacher PD \$27,100(1101) <i>Title III</i></p>

**LCAP Year 3: 2018-19**

<p><b>Expected Annual Measurable Outcomes:</b></p>	<ol style="list-style-type: none"> <li>1. Reclassification rate: 10.8%</li> <li>2. Progress on CELDT: Maintain rate above 80%</li> <li>3. CAASP Proficiency rates across subgroups and subjects:</li> </ol> <table border="1" data-bbox="422 1344 743 1391"> <tr> <td data-bbox="422 1344 598 1391"></td> <td data-bbox="598 1344 743 1391">Y3 - 2018-19</td> </tr> </table>		Y3 - 2018-19
	Y3 - 2018-19		

	ELA	M	S
<b>CAASPP Overall</b>	35	49	23
<b>CAASPP EL</b>	26	33	12
<b>CAASPP SPED</b>	12	19	5
<b>CAASPP SED</b>	33	48	25

Actions/Services	Scope of Service	Pupils to be served within identified scope of service	Budgeted Expenditures
<p><b>Common Core-aligned instruction &amp; materials</b></p> <p>A-1. The Rocketship Si Se Puede curriculum follows the California adoption of the Common Core State Standards (“CCSS”) for the subject areas of: English/Language Arts (includes Writing), and Mathematics, as well as the state standards for Social Studies, Art and Music and the Next Generation Science Standards. Rocketship has established ELA and Math focus standards – the most rigorous CCSS at each grade level – as the most important markers of success in order to prioritize the focus of instruction while also ensuring that all grade-level standards are addressed in every course. Rocketship Si Se Puede operates an inclusion model and therefore this core curriculum will benefit all students including Special Education students. Rocketship teachers will use the ELL framework to embed analytical tasks, receptive tasks and productive language functions into the curriculum to aid language acquisition.</p> <p>Rocketship Si Se Puede utilizes a Balanced Literacy approach for ELA instruction with a significant focus on Guided Reading. Expanding the breadth and depth of our classroom libraries will ensure that all students have access to a wide variety of texts to meet the different genre requirements in Common Core, as well as ensuring that all students have access to books at their appropriate reading level. For EL students, this can be particularly motivating and a useful strategy to engage reluctant or struggling readers. These expanded libraries will also enable us to loan out books for students to take home, so that parents can</p>	School wide	<p><input checked="" type="checkbox"/> ALL</p> <hr/> <p>OR:</p> <p><input type="checkbox"/> Low Income pupils <input type="checkbox"/> English Learners</p> <p><input type="checkbox"/> Foster Youth <input type="checkbox"/> Redesignated fluent English proficient</p> <p><input type="checkbox"/> Other Subgroups:(Specify) _____</p>	<p>\$24,000 (4100)</p> <p>Core Curriculum LCFF-base</p> <p>\$18,700 (4210)</p> <p>Books LCFF-S+C</p>



<p>functions. These additional supports include additional assessments, such as psycho-educational assessments, speech-language assessments and occupational therapy assessments; additional staffing supports, such as adaptive PE instructors, physical therapists, mental health supports and assistive technology specialists; additional materials, including instructional supplies for speech lessons, counseling materials for school psychologists and occupational therapy materials; and adaptive technology.</p> <p>Our School Site Council noted that increasing ISE programming at Si Se Puede was their top priority. As a result, we have allocated \$25,000 for RSSP School Leaders to use as they see necessary on Special Education initiatives. This could include additional instructional supplies or paraprofessional hours.</p>		<p><input checked="" type="checkbox"/> Other Subgroups:(Specify) <u>special education</u></p>	<p>4330, ISE 4340, ISE 4421)</p> <p><i>State Special Education funding IDEA</i></p> <p>\$25,000 <i>LCFF-base</i></p>
<p><b>Class size reductions</b></p> <p>A-4. Students receive personalized instruction through targeted small group instruction and effective whole group instruction led by highly qualified teachers. In order to deepen the impact of our teachers and further personalize instruction, we will be maintaining class size reductions originally initiated in the 2014-15 school year. This class size reduction enables teachers to pull even smaller groups for small group instruction. The reduction will also be particularly beneficial for our Special Education and English Learner populations who will have more frequent access small group instruction and will learn in even smaller, more targeted group settings. RSSP accomplishes this by not back-filling empty seats in grades 4-5 from natural attrition, forgoing additional per pupil funding.</p>	<p>School wide</p>	<p><input checked="" type="checkbox"/> ALL</p> <p>OR:</p> <p><input type="checkbox"/> Low Income pupils <input type="checkbox"/> English Learners  <input type="checkbox"/> Foster Youth <input type="checkbox"/> Redesignated fluent English proficient  <input type="checkbox"/> Other Subgroups:(Specify) _____</p>	<p>Class size reductions \$265,300 (1101)</p> <p><i>LCFF-S+C</i></p>
<p><b>GLAD Training</b></p> <p>A-5. Our goal is to help our EL students make rapid progress out of levels 1 and 2 and into levels 3 and higher on the CELDT Assessment. We believe that the most effective instructional approach for a school with a high EL population is to embed ELD principles in all aspects of the curriculum and to teach explicit ELD during a portion of the day. To embed ELD principles across all subjects, we work with Project GLAD (Guided Language Acquisition Design) to</p>	<p>School wide</p>	<p><input type="checkbox"/> ALL</p> <p>OR:</p> <p><input type="checkbox"/> Low Income pupils <input checked="" type="checkbox"/> English Learners  <input type="checkbox"/> Foster Youth <input type="checkbox"/> Redesignated fluent English proficient  <input type="checkbox"/> Other Subgroups:(Specify) _____</p> <p>OR:</p> <p><input type="checkbox"/> Low Income pupils <input type="checkbox"/> English Learners  <input type="checkbox"/> Foster Youth <input type="checkbox"/> Redesignated fluent English proficient</p>	<p>GLAD Training \$15,800 (5804) <i>Title III</i></p> <p>Ongoing literacy teacher PD \$27,100 (1101) <i>Title III</i></p>

teach our teachers methods to provide additional instructional support to EL students. Our explicit ELD will focus on developing oral language, grammatical constructs and academic vocabulary in English. This period will take place during the Humanities block when EL students may be leveled by English fluency and provided with explicit ELD instruction. In the RtI tutoring program, ELs who are not making Significant Gains may receive Literacy instruction as well as ELD as appropriate. Special Education students who are also ELs may have a particularly challenging time acquiring English language. In these cases, we provide Tier II and Tier III tutoring in small group or 1:1 settings. Additionally, we also provide ongoing professional development to our literacy teachers to help them with EL instruction throughout the school year.

<input type="checkbox"/> Other Subgroups:(Specify) _____  OR: <input type="checkbox"/> Low Income pupils <input type="checkbox"/> English Learners <input type="checkbox"/> Foster Youth <input type="checkbox"/> Redesignated fluent English proficient <input type="checkbox"/> Other Subgroups:(Specify) _____
OR: <input type="checkbox"/> Low Income pupils <input type="checkbox"/> English Learners <input type="checkbox"/> Foster Youth <input type="checkbox"/> Redesignated fluent English proficient <input type="checkbox"/> Other Subgroups: (Specify) _____

<b>GOAL:</b>	B. Rocketeers will have access to Common Core standards aligned curriculum across a broad array of content areas taught by appropriately assigned, highly qualified teachers	Related State and/or Local Priorities: 1x 2x 3 4x 5 6 7 8 COE only: 9 10 Local : Specify _____
<b>Identified Need :</b>	Now that Common Core State Standards are fully implemented, it is essential that we are providing students with aligned curriculum and material. Rocketship Si Se Puede adopted a CCSS aligned Math curriculum and Writing program in 2014-15. RSSP is now working to leverage technology as a means of personalizing education for students and building students' technical fluency and invest in science and social studies curricula. 1. School provides standards-aligned instructional materials 2. School provides standards-aligned professional development 3. 100% of full-time teachers have appropriate credentials	
<b>Goal Applies to:</b>	Schools: RSSP Applicable Pupil Subgroups: All	
<b>LCAP Year 1: 2016-17</b>		
<b>Expected Annual Measurable Outcomes:</b>	1. School provides standards-aligned instructional materials with focus on non-fiction and vocabulary study in social studies 2. School provides standards-aligned professional development with focus non-fiction and vocabulary study in social studies 3. 100% of full-time teachers have appropriate credentials	
<b>Actions/Services</b>	<b>Scope of Service</b>	<b>Pupils to be served within identified scope of service</b>
Professional Development	School wide	x ALL
		<b>Budgeted Expenditures Summer:</b>

**B-1. Summer PD**

Each summer, RSSP hosts an intensive three week summer training for all teachers that emphasizes foundational knowledge in culture and classroom. We provide training in classroom management and effective planning, including daily lessons, units, and yearlong plans. We also introduce foundational components of the Rocketship program, including the use of data, instructional techniques, and the scope and sequence of curricula. Sessions are differentiated by subject and grade and focus on skill-building to maximize teacher time.

**Thursday PD**

Rocketship schools dedicate at least 200 hours throughout the school year for staff PD. We dismiss students two and a half hours early one day a week to allow for an afternoon of purposeful and customized PD and culture building for staff. The Principals and Assistant Principals at each school facilitate and organize sessions at each school, targeting the areas of development they see as most beneficial to the staff, personalizing supports for teachers.

**Professional Development Fund**

Rocketship Si Se Puede has a number of veteran Rocketship teachers who express a strong desire to continue honing their craft and developing as professionals. RSSP will establish a professional development fund to reward high-performing teachers with additional learning opportunities and to incentivize experienced teachers to continue working at Rocketship where their development is made a priority. With eligible topics including Spanish language study, teaching in an inclusion model, and the Teachers College Reading And Writing Institute, students are sure to benefit from this additional training their teachers will have received.

**Assessments**

B-2. Students will take a variety of internal and external assessments to determine progress and areas of weakness. Assessments include:

- Four rounds of cumulative assessments
- NWEA three times per year
- STEP at least four times per year

School wide

OR:

- Low Income pupils  English Learners
- Foster Youth  Redesignated fluent English proficient
- Other Subgroups:(Specify)\_\_\_\_\_

\$93,300  
SL and Teacher compensation (1301, 1101)  
LCFF-S+C

**Thursday:**  
\$40,950  
SL and Teacher compensation (1301, 1101)  
LCFF-S+C

**PD Fund**  
\$15,000  
(5804)  
LCFF-S+C

ALL

OR:

- Low Income pupils  English Learners
- Foster Youth  Redesignated fluent English proficient
- Other Subgroups:(Specify)\_\_\_\_\_

Assessments  
\$27,000  
(4414)  
LCFF-base

Temps \$15,800

<ul style="list-style-type: none"> <li>State-mandated CAASPP</li> </ul> <p>To ensure that our students are ready for success on the CAASPP, Rocketship Si Se Puede transitioned to computer based, Common Core aligned benchmark assessments. Consistent with our model of data driven instruction, the results of these benchmarks will be used to adjust instruction to ensure that all students are moving towards mastery of the Common Core standards.</p> <p>RSSP will hire <b>temporary staff</b> members to facilitate administration and scoring of assessments</p>			(5838) LCFF-S+C
<p><b>Data Days</b> B-3. Following administration of these bi-monthly interim assessments, the teachers, Assistant Principal, and Principal at RSSP will have a full day analyzing interim assessment data. As a key component of these data days, a teacher identifies overall positive trends of the entire class and challenges as well. Learning how to better utilize data enables teachers to improve instructional practices and better serve all students.</p>	School wide	<input checked="" type="checkbox"/> ALL  OR: <input type="checkbox"/> Low Income pupils <input type="checkbox"/> English Learners <input type="checkbox"/> Foster Youth <input type="checkbox"/> Redesignated fluent English proficient <input type="checkbox"/> Other Subgroups:(Specify)_____	\$36,000 Teacher and SL compensation (1101, 1301) LCFF-S+C
<p><b>Coaching</b> B-4. The foundational piece of our ongoing staff development is customized, targeted one-on-one coaching provided by Assistant Principals or Principals to teachers. RSSP teachers receive ongoing coaching and support from the Assistant Principal or Principal responsible for their grade level. This typically includes about three hours per week of support for our newest teachers or others who need extra support. This helps teachers better instruct all students, including ELs and Special Education students.</p>	School wide	<input checked="" type="checkbox"/> ALL  OR: <input type="checkbox"/> Low Income pupils <input type="checkbox"/> English Learners <input type="checkbox"/> Foster Youth <input type="checkbox"/> Redesignated fluent English proficient <input type="checkbox"/> Other Subgroups:(Specify)_____	Coaching \$69,000 AP compensation (1301) LCFF-S+C
<p><b>Teacher Credentialing</b> B-5. 100% of core teachers will be appropriately assigned and hold a valid CA Teaching Credential with appropriate English learner authorization as defined by the CA Commission on Teaching Credentialing. All core teacher candidates screened for employment will hold valid CA Teaching Credential with appropriate English learner authorization; RSED Human Resources will annually review assignment and credential status. RSSP partners with the</p>	School wide	<input checked="" type="checkbox"/> ALL  OR: <input type="checkbox"/> Low Income pupils <input type="checkbox"/> English Learners <input type="checkbox"/> Foster Youth <input type="checkbox"/> Redesignated fluent English proficient <input type="checkbox"/> Other Subgroups:(Specify)_____	Credentialing \$22,700 (5833) Title II Educator Effectiveness Grant





<p>language study, teaching in an inclusion model, and the Teachers College Reading And Writing Institute, students are sure to benefit from this additional training their teachers will have received.</p>			
<p><b>Assessments</b>  B-2. Students will take a variety of internal and external assessments to determine progress and areas of weakness. Assessments include:</p> <ul style="list-style-type: none"> <li>• Four rounds of cumulative assessments</li> <li>• NWEA three times per year</li> <li>• STEP at least four times per year</li> <li>• State-mandated CAASPP</li> </ul> <p>To ensure that our students are ready for success on the CAASPP, Rocketship Si Se Puede transitioned to computer based, Common Core aligned benchmark assessments. Consistent with our model of data driven instruction, the results of these benchmarks will be used to adjust instruction to ensure that all students are moving towards mastery of the Common Core standards.</p> <p>RSSP will hire temporary staff members to facilitate administration and scoring of assessments</p>	<p>School wide</p>	<p><input checked="" type="checkbox"/> ALL</p> <hr/> <p>OR:</p> <p><input type="checkbox"/> Low Income pupils <input type="checkbox"/> English Learners  <input type="checkbox"/> Foster Youth <input type="checkbox"/> Redesignated fluent English proficient  <input type="checkbox"/> Other Subgroups:(Specify)_____</p>	<p>Assessments  \$27,000  (4414)  LCFF-base</p> <p>Temps \$15,800  (5838) LCFF-S+C</p>
<p><b>Data Days</b>  B-3. Following administration of these bi-monthly interim assessments, the teachers, Assistant Principal, and Principal at RSSP will have a full day analyzing interim assessment data. As a key component of these data days, a teacher identifies overall positive trends of the entire class and challenges as well. Learning how to better utilize data enables teachers to improve instructional practices and better serve all students.</p>	<p>School wide</p>	<p><input checked="" type="checkbox"/> ALL</p> <hr/> <p>OR:</p> <p><input type="checkbox"/> Low Income pupils <input type="checkbox"/> English Learners  <input type="checkbox"/> Foster Youth <input type="checkbox"/> Redesignated fluent English proficient  <input type="checkbox"/> Other Subgroups:(Specify)_____</p>	<p>\$36,400  Teacher and SL compensation  (1101, 1301)  LCFF-S+C</p>
<p><b>Coaching</b>  B-4. The foundational piece of our ongoing staff development is customized, targeted one-on-one coaching provided by Assistant Principals or Principals to teachers. RSSP teachers receive ongoing coaching and support from the Assistant Principal or Principal responsible for their grade level. This typically includes about three hours per week of support for our newest teachers or others who need</p>	<p>School wide</p>	<p><input checked="" type="checkbox"/> ALL</p> <hr/> <p>OR:</p> <p><input type="checkbox"/> Low Income pupils <input type="checkbox"/> English Learners  <input type="checkbox"/> Foster Youth <input type="checkbox"/> Redesignated fluent English proficient  <input type="checkbox"/> Other Subgroups:(Specify)_____</p>	<p>Coaching  \$69,700 AP compensation  (1301) LCFF-S+C</p>

extra support. This helps teachers better instruct all students, including ELs and Special Education students.

**Teacher Credentialing**  
 B-5. 100% of core teachers will be appropriately assigned and hold a valid CA Teaching Credential with appropriate English learner authorization as defined by the CA Commission on Teaching Credentialing. All core teacher candidates screened for employment will hold valid CA Teaching Credential with appropriate English learner authorization; RSED Human Resources will annually review assignment and credential status. RSSP partners with the Reach Institute for credentialing teachers.

School wide

ALL

OR:

Low Income pupils  English Learners  
 Foster Youth  Redesignated fluent English proficient  
 Other Subgroups:(Specify)\_\_\_\_\_

Credentialing  
 \$22,700 (5833)  
 Title II  
 Educator  
 Effectiveness  
 Grant

**LCAP Year 3: 2018-19**

**Expected Annual Measurable Outcomes:**

1. School provides standards-aligned instructional materials with focus on integrated STEM
2. School provides standards-aligned professional development with focus on integrated STEM
3. 100% of full-time teachers have appropriate credentials

Actions/Services	Scope of Service	Pupils to be served within identified scope of service	Budgeted Expenditures
<p><b>Professional Development</b>            B-1. <i>Summer PD</i>            Each summer, RSSP hosts an intensive three week summer training for all teachers that emphasizes foundational knowledge in culture and classroom. We provide training in classroom management and effective planning, including daily lessons, units, and yearlong plans. We also introduce foundational components of the Rocketship program, including the use of data, instructional techniques, and the scope and sequence of curricula. Sessions are differentiated by subject and grade and focus on skill-building to maximize teacher time.  <i>Thursday PD</i>            Rocketship schools dedicate at least 200 hours throughout the school year for staff PD. We dismiss students two and a half hours early one day a week to allow for an afternoon of purposeful and customized PD and culture building for staff. The Principals and Assistant Principals at each school facilitate and organize sessions at each school, targeting the areas of development they see as most beneficial to the</p>	<p>School wide</p>	<p><input checked="" type="checkbox"/> ALL</p> <p>OR:  <input type="checkbox"/> Low Income pupils <input type="checkbox"/> English Learners  <input type="checkbox"/> Foster Youth <input type="checkbox"/> Redesignated fluent English proficient  <input type="checkbox"/> Other Subgroups:(Specify)_____</p>	<p><b>Summer:</b>            \$94,900            SL and Teacher compensation (1301, 1101)            LCFF-S+C</p> <p><b>Thursday:</b>            \$41,800            SL and Teacher compensation (1301, 1101)            LCFF-S+C</p> <p><b>PD Fund</b>            \$15,000            (5804)            LCFF-S+C</p>

<p>staff, personalizing supports for teachers.  <i>Professional Development Fund</i>          Rocketship Si Se Puede has a number of veteran Rocketship teachers who express a strong desire to continue honing their craft and developing as professionals. RSSP will establish a professional development fund to reward high-performing teachers with additional learning opportunities and to incentivize experienced teachers to continue working at Rocketship where their development is made a priority. With eligible topics including Spanish language study, teaching in an inclusion model, and the Teachers College Reading And Writing Institute, students are sure to benefit from this additional training their teachers will have received.</p>			
<p><b>Assessments</b>          B-2. Students will take a variety of internal and external assessments to determine progress and areas of weakness. Assessments include:</p> <ul style="list-style-type: none"> <li>• Four rounds of cumulative assessments</li> <li>• NWEA three times per year</li> <li>• STEP at least four times per year</li> <li>• State-mandated CAASPP</li> </ul> <p>To ensure that our students are ready for success on the CAASPP, Rocketship Si Se Puede transitioned to computer based, Common Core aligned benchmark assessments. Consistent with our model of data driven instruction, the results of these benchmarks will be used to adjust instruction to ensure that all students are moving towards mastery of the Common Core standards.</p> <p>RSSP will hire temporary staff members to facilitate administration and scoring of assessments</p>	School wide	<p><input checked="" type="checkbox"/> ALL</p> <hr/> <p>OR:  <input type="checkbox"/> Low Income pupils <input type="checkbox"/> English Learners  <input type="checkbox"/> Foster Youth <input type="checkbox"/> Redesignated fluent English proficient  <input type="checkbox"/> Other Subgroups:(Specify)_____</p>	<p>Assessments          \$27,000          (4414)          LCFF-base</p> <p>Temps \$15,800          (5838) LCFF-S+C</p>
<p><b>Data Days</b>          B-3. Following administration of these bi-monthly interim assessments, the teachers, Assistant Principal, and Principal at RSSP will have a full day analyzing interim assessment data. As a key component of these data days, a teacher identifies overall positive trends of the entire class and challenges as well. Learning how to better utilize data</p>	School wide	<p><input checked="" type="checkbox"/> ALL</p> <hr/> <p>OR:  <input type="checkbox"/> Low Income pupils <input type="checkbox"/> English Learners  <input type="checkbox"/> Foster Youth <input type="checkbox"/> Redesignated fluent English proficient  <input type="checkbox"/> Other Subgroups:(Specify)_____</p>	<p>\$36,800          Teacher and SL compensation          (1101, 1301)          LCFF-S+C</p>

enables teachers to improve instructional practices and better serve all students.			
<b>Coaching</b> B-4. The foundational piece of our ongoing staff development is customized, targeted one-on-one coaching provided by Assistant Principals or Principals to teachers. RSSP teachers receive ongoing coaching and support from the Assistant Principal or Principal responsible for their grade level. This typically includes about three hours per week of support for our newest teachers or others who need extra support. This helps teachers better instruct all students, including ELs and Special Education students.	School wide	<input checked="" type="checkbox"/> ALL  OR: <input type="checkbox"/> Low Income pupils <input type="checkbox"/> English Learners <input type="checkbox"/> Foster Youth <input type="checkbox"/> Redesignated fluent English proficient <input type="checkbox"/> Other Subgroups:(Specify)_____	Coaching \$70,400 AP compensation (1301) LCFF-Base
<b>Teacher Credentialing</b> B-5. 100% of core teachers will be appropriately assigned and hold a valid CA Teaching Credential with appropriate English learner authorization as defined by the CA Commission on Teaching Credentialing. All core teacher candidates screened for employment will hold valid CA Teaching Credential with appropriate English learner authorization; RSED Human Resources will annually review assignment and credential status. RSSP partners with the Reach Institute for credentialing teachers.	School wide	<input checked="" type="checkbox"/> ALL  OR: <input type="checkbox"/> Low Income pupils <input type="checkbox"/> English Learners <input type="checkbox"/> Foster Youth <input type="checkbox"/> Redesignated fluent English proficient <input type="checkbox"/> Other Subgroups:(Specify)_____	Credentialing \$22,700 (5833) Title II Educator Effectiveness Grant

<b>GOAL:</b>	C. School environment will be safe and welcoming for all students	Related State and/or Local Priorities: 1 <input checked="" type="checkbox"/> 2__ 3__ 4__ 5__ 6 <input checked="" type="checkbox"/> 7__ 8__ COE only: 9__ 10__ Local : Specify _____
<b>Identified Need :</b>	In order to be ready to learn, students need to know they are in a safe environment. While Rocketship Si Se Puede has a strong foundation in positive behavioral practices, including implementation of the Positive Behavioral Intervention and Supports framework, we believe it is critical to maintain these high standards. We also seek to eliminate bullying on our campus. Finally, we are concerned about safety concerns associated with heavy trafficked times such as pick up and drop off. 1. Parents believe school is a safe place for their children 2. 3rd-5th grade students believe school is a safe environment to learn 3. Student suspension rate 4. Student expulsion rate	
<b>Goal Applies to:</b>	<b>Schools:</b> RSSP	

Applicable Pupil Subgroups: All

**LCAP Year 1: 2016-17**

**Expected Annual Measurable Outcomes:**

1. Parents believe school is a safe place for their children: 90%
2. 3rd-5th grade students believe school is a safe environment to learn: 92%
3. Student suspension rate below that of neighboring schools (<3.2%)
4. Student expulsion rate <1%

Actions/Services	Scope of Service	Pupils to be served within identified scope of service	Budgeted Expenditures
<p><b>BOM</b> C-1. Rocketship Si Se Puede employs a Business Operations Manager to manage support staff and oversee the daily operations of the school including the school breakfast and lunch program, arrival and dismissal, and the safety and cleanliness of all common spaces. This position is critical to meeting RSP's and the state's goals for student safety and maintaining facilities.</p>	School wide	<p><input checked="" type="checkbox"/> ALL</p> <p>OR:</p> <p><input type="checkbox"/> Low Income pupils <input type="checkbox"/> English Learners  <input type="checkbox"/> Foster Youth <input type="checkbox"/> Redesignated fluent English proficient  <input type="checkbox"/> Other Subgroups:(Specify) _____</p>	<p>\$100,650 BOM (2301) LCFF-S+C</p>
<p><b>School Maintenance</b> C-2. We ensure that school facilities are in good repair through preventative maintenance. This includes annual inspections aligned with state Office of Public School Construction Facilities Inspection tool. As a result, we invest in necessary repairs and upgrades to ensure the school is a safe and welcoming environment for students, families and staff.</p>	School wide	<p><input checked="" type="checkbox"/> ALL</p> <p>OR:</p> <p><input type="checkbox"/> Low Income pupils <input type="checkbox"/> English Learners  <input type="checkbox"/> Foster Youth <input type="checkbox"/> Redesignated fluent English proficient  <input type="checkbox"/> Other Subgroups:(Specify) _____</p>	<p>\$48,000 Building repairs (5610) LCFF-base</p>
<p><b>Capital Facilities Repairs</b> C-3. We allocate funds for capital facilities projects that extend beyond general maintenance and upkeep. These projects are large improvements on our facilities and benefit all students, families and staff.</p>	School wide	<p><input checked="" type="checkbox"/> ALL</p> <p>OR:</p> <p><input type="checkbox"/> Low Income pupils <input type="checkbox"/> English Learners  <input type="checkbox"/> Foster Youth <input type="checkbox"/> Redesignated fluent English proficient  <input type="checkbox"/> Other Subgroups:(Specify) _____</p>	<p>\$146,900 Building repairs (5610) LCFF-S+C</p>
<p><b>Custodial Services + Supplies</b> C-4. In order to provide a safe and clean environment in which teachers can focus on teaching, students can focus on learning, and school leaders can focus on leading, we employ a custodial team to ensure the daily upkeep of the campus and to identify any safety concerns or necessary repairs of the building.</p>	School wide	<p><input checked="" type="checkbox"/> ALL</p> <p>OR:</p> <p><input type="checkbox"/> Low Income pupils <input type="checkbox"/> English Learners  <input type="checkbox"/> Foster Youth <input type="checkbox"/> Redesignated fluent English proficient  <input type="checkbox"/> Other Subgroups:(Specify) _____</p>	<p>\$74,900 Custodial services (5821) LCFF-Base</p>
<p><b>Support Staff</b></p>	School wide	<p><input checked="" type="checkbox"/> ALL</p>	<p>\$134,300</p>

C-5. In order to continue to strengthen our systems and operations we invest in staff to support daily transition points such as arrival, dismissal, lunch and recess. These transitions represent a significant percentage of behavior issues on campus. By employing support staff during these transitions, the school will ensure that students are provided with a safe and welcoming environment throughout the day. Students with behavior support needs will benefit from calmer and quieter transitions and additional supervision during this time will enable staff to quickly deescalate any outbursts that occur during this time.

OR:  
 Low Income pupils  English Learners  
 Foster Youth  Redesignated fluent English proficient  
 Other Subgroups:(Specify) \_\_\_\_\_

Support Staff  
 Compensation  
 (2201)

LCFF-S+C

**LCAP Year 2: 2017-18**

**Expected Annual  
 Measurable  
 Outcomes:**

1. Parents believe school is a safe place for their children: 92%
2. 3rd-5th grade students believe school is a safe environment to learn: 94%
3. Student suspension rate below that of neighboring schools
4. Student expulsion rate <1%

Actions/Services	Scope of Service	Pupils to be served within identified scope of service	Budgeted Expenditures
<b>BOM</b> C-1. Rocketship Si Se Puede employs a Business Operations Manager to manage support staff and oversee the daily operations of the school including the school breakfast and lunch program, arrival and dismissal, and the safety and cleanliness of all common spaces. This position is critical to meeting RSP's and the state's goals for student safety and maintaining facilities.	School wide	<input checked="" type="checkbox"/> ALL OR: <input type="checkbox"/> Low Income pupils <input type="checkbox"/> English Learners <input type="checkbox"/> Foster Youth <input type="checkbox"/> Redesignated fluent English proficient <input type="checkbox"/> Other Subgroups:(Specify) _____	\$101,700 BOM (2301) LCFF-S+C
<b>School Maintenance</b> C-2. We ensure that school facilities are in good repair through preventative maintenance. This includes annual inspections aligned with state Office of Public School Construction Facilities Inspection tool. As a result, we invest in necessary repairs and upgrades to ensure the school is a safe and welcoming environment for students, families and staff.	School wide	<input checked="" type="checkbox"/> ALL OR: <input type="checkbox"/> Low Income pupils <input type="checkbox"/> English Learners <input type="checkbox"/> Foster Youth <input type="checkbox"/> Redesignated fluent English proficient <input type="checkbox"/> Other Subgroups:(Specify) _____	\$48,000 Building repairs (5610) LCFF-base
<b>Custodial Services + Supplies</b> C-3. In order to provide a safe and clean environment in which teachers can focus on teaching, students can focus on learning, and school leaders can focus on leading, we employ a custodial team to ensure the daily upkeep of the	School wide	<input checked="" type="checkbox"/> ALL OR: <input type="checkbox"/> Low Income pupils <input type="checkbox"/> English Learners <input type="checkbox"/> Foster Youth <input type="checkbox"/> Redesignated fluent English proficient <input type="checkbox"/> Other Subgroups:(Specify) _____	\$74,880 Custodial services (5821) LCFF-Base

campus and to identify any safety concerns or necessary repairs of the building.			
<b>Support Staff</b> C-4. In order to continue to strengthen our systems and operations we invest in staff to support daily transition points such as arrival, dismissal, lunch and recess. These transitions represent a significant percentage of behavior issues on campus. By employing support staff during these transitions, the school will ensure that students are provided with a safe and welcoming environment throughout the day. Students with behavior support needs will benefit from calmer and quieter transitions and additional supervision during this time will enable staff to quickly deescalate any outbursts that occur during this time.	School wide	<input checked="" type="checkbox"/> ALL OR: <input type="checkbox"/> Low Income pupils <input type="checkbox"/> English Learners <input type="checkbox"/> Foster Youth <input type="checkbox"/> Redesignated fluent English proficient <input type="checkbox"/> Other Subgroups:(Specify) _____	\$136,600 Support Staff Compensation (2201)  LCFF-S+C

**LCAP Year 3: 2018-19**

<b>Expected Annual Measurable Outcomes:</b>	1. Parents believe school is a safe place for their children: 95% 2. 3rd-5th grade students believe school is a safe environment to learn: 95% 3. Student suspension rate below that of neighboring schools 4. Student expulsion rate <1%
---	--

Actions/Services	Scope of Service	Pupils to be served within identified scope of service	Budgeted Expenditures
<b>BOM</b> C-1. Rocketship Si Se Puede employs a Business Operations Manager to manage support staff and oversee the daily operations of the school including the school breakfast and lunch program, arrival and dismissal, and the safety and cleanliness of all common spaces. This position is critical to meeting RSSP's and the state's goals for student safety and maintaining facilities.	School wide	<input checked="" type="checkbox"/> ALL OR: <input type="checkbox"/> Low Income pupils <input type="checkbox"/> English Learners <input type="checkbox"/> Foster Youth <input type="checkbox"/> Redesignated fluent English proficient <input type="checkbox"/> Other Subgroups:(Specify) _____	\$102,700 BOM (2301) LCFF-S+C
<b>School Maintenance</b> C-2. We ensure that school facilities are in good repair through preventative maintenance. This includes annual inspections aligned with state Office of Public School Construction Facilities Inspection tool. As a result, we invest in necessary repairs and upgrades to ensure the school is a safe and welcoming environment for students, families and staff.	School wide	<input checked="" type="checkbox"/> ALL OR: <input type="checkbox"/> Low Income pupils <input type="checkbox"/> English Learners <input type="checkbox"/> Foster Youth <input type="checkbox"/> Redesignated fluent English proficient <input type="checkbox"/> Other Subgroups:(Specify) _____	\$48,000 Building repairs (5610) LCFF-base
<b>Custodial Services + Supplies</b>	School wide	<input checked="" type="checkbox"/> ALL	\$74,880



<p>C-3. In order to provide a safe and clean environment in which teachers can focus on teaching, students can focus on learning, and school leaders can focus on leading, we employ a custodial team to ensure the daily upkeep of the campus and to identify any safety concerns or necessary repairs of the building.</p>		<p>OR:  <input type="checkbox"/> Low Income pupils <input type="checkbox"/> English Learners  <input type="checkbox"/> Foster Youth <input type="checkbox"/> Redesignated fluent English proficient  <input type="checkbox"/> Other Subgroups:(Specify)_____</p>	<p>Custodial services (5821) LCFF-Base</p>
<p><b>Support Staff</b>  C-4. In order to continue to strengthen our systems and operations we invest in staff to support daily transition points such as arrival, dismissal, lunch and recess. These transitions represent a significant percentage of behavior issues on campus. By employing support staff during these transitions, the school will ensure that students are provided with a safe and welcoming environment throughout the day. Students with behavior support needs will benefit from calmer and quieter transitions and additional supervision during this time will enable staff to quickly deescalate any outbursts that occur during this time.</p>	<p>School wide</p>	<p><input checked="" type="checkbox"/> ALL  OR:  <input type="checkbox"/> Low Income pupils <input type="checkbox"/> English Learners  <input type="checkbox"/> Foster Youth <input type="checkbox"/> Redesignated fluent English proficient  <input type="checkbox"/> Other Subgroups:(Specify)_____</p>	<p>\$138,000  Support Staff Compensation (2201)   LCFF-S+C</p>

<p><b>GOAL:</b></p>	<p>D. Rocketship students will become self-motivated, competent, and lifelong learners and will develop a deep love of learning.</p>	<p>Related State and/or Local Priorities:  1__ 2__ 3__ 4__ 5_x 6_x 7_x 8_x  COE only: 9__ 10__  Local : Specify _____</p>	
<p><b>Identified Need :</b></p>	<p>In order to close the achievement gap, Rocketeers must continue to value education beyond their time at Rocketship.  1. Student suspension rate  2. Student expulsion rate  3. Percent of chronically absent students  4. ADA</p>		
<p><b>Goal Applies to:</b></p>	<p><b>Schools:</b> RSSP  <b>Applicable Pupil Subgroups:</b> All</p>		
<p><b>LCAP Year 1: 2016-17</b></p>			
<p><b>Expected Annual Measurable Outcomes:</b></p>	<p>1. Student suspension rate: Below norm for schools with similar populations  2. Student expulsion rate: &lt;1%  3. Student chronic absenteeism: 10.4%  4. School ADA: &gt;95%</p>		
	<p><b>Actions/Services</b></p>	<p><b>Scope of Pupils to be served within identified scope of service</b></p>	<p><b>Budgeted</b></p>

	Service		Expenditures
<p><b>Enrichment</b> D-1. Enrichment is a critical component of a students' education at Rocketship. In addition to aligning with CCSS standards, time spent in the Enrichment Center provides students with fun and engaging activities that increase their focus and commitment during core instruction. The Enrichment Center Coordinators provide students with the opportunity to engage in physical education, art, and various other enrichment activities. The Coordinators play a critical role in strengthening school culture. Importantly, enrichment also provides an opportunity for students to excel and show off talents that may not be immediately apparent in a general education setting. For our Special Education students, this can be an especially motivating and engaging portion of their day.</p>	School wide	<p><input checked="" type="checkbox"/> ALL</p> <hr/> <p>OR:  <input type="checkbox"/> Low Income pupils   <input type="checkbox"/> English Learners  <input type="checkbox"/> Foster Youth   <input type="checkbox"/> Redesignated fluent English proficient  <input type="checkbox"/> Other Subgroups:(Specify) _____</p>	<p>Enrichment Coordinators \$141,600 (2101) LCFF-S+C</p>
<p><b>Field Trips</b> D-2. Field Trips provide an important opportunity to both deepen students' learning and increase engagement. Many of the field trips taken are science and/or social studies related, enabling teachers to integrate the learning into their thematic units back in the classroom. In addition, parents often attend field trips with their students, thereby increasing parental engagement as well. The cornerstone of our field trip experience is Fifth Grade Camp. Each year, Rocketship 5<sup>th</sup> graders goes to Groveland, CA for one week of hiking, science lessons, outdoor exploration and camp fun. For many Rocketeers, this is one of their first experiences leaving home.</p>	School wide	<p><input checked="" type="checkbox"/> ALL</p> <hr/> <p>OR:  <input type="checkbox"/> Low Income pupils   <input type="checkbox"/> English Learners  <input type="checkbox"/> Foster Youth   <input type="checkbox"/> Redesignated fluent English proficient  <input type="checkbox"/> Other Subgroups:(Specify) _____</p>	<p>\$43,000 Field Trips (5806) LCFF-S+C</p>
<p><b>Social Emotional Learning</b> D-3. RSSP has been using Positive Behavior Intervention and Supports (PBIS) since 2012-13. The fundamental purpose of PBIS is to create learning environments that are more consistent, predictable, positive, and safe, which helps our students develop their socio-emotional intelligence. One key component of PBIS is implementing a socio-emotional learning (SEL) curriculum. We implement the "Kimochi's" curriculum in the lower grades (pre-k through grade two), and the "RULER" approach in upper grades (third through fifth grades). The goal of these curricula is to help students</p>	School wide	<p><input checked="" type="checkbox"/> ALL</p> <hr/> <p>OR:  <input type="checkbox"/> Low Income pupils   <input type="checkbox"/> English Learners  <input type="checkbox"/> Foster Youth   <input type="checkbox"/> Redesignated fluent English proficient  <input type="checkbox"/> Other Subgroups:(Specify) _____</p>	<p>\$5,800 Instructional supplies (4340) LCFF-Base</p>

identify, communicate, and regulate feelings, as well as develop appropriate social skills.

**LCAP Year 2: 2017-18**

**Expected Annual Measurable Outcomes:**

1. Student suspension rate: Below norm for schools with similar populations
2. Student expulsion rate: <1%
3. Student absenteeism: 9.4%
4. ADA: >95%

Actions/Services	Scope of Service	Pupils to be served within identified scope of service	Budgeted Expenditures
<p><b>Enrichment</b> D-1. Enrichment is a critical component of a students' education at Rocketship. In addition to aligning with CCSS standards, time spent in the Enrichment Center provides students with fun and engaging activities that increase their focus and commitment during core instruction. The Enrichment Center Coordinators provide students with the opportunity to engage in physical education, art, and various other enrichment activities. The Coordinators play a critical role in strengthening school culture. Importantly, enrichment also provides an opportunity for students to excel and show off talents that may not be immediately apparent in a general education setting. For our Special Education students, this can be an especially motivating and engaging portion of their day.</p>	School wide	<p><input checked="" type="checkbox"/> ALL</p> <hr/> <p>OR:</p> <p><input type="checkbox"/> Low Income pupils <input type="checkbox"/> English Learners  <input type="checkbox"/> Foster Youth <input type="checkbox"/> Redesignated fluent English proficient  <input type="checkbox"/> Other Subgroups:(Specify)_____</p>	<p>Enrichment Coordinators            \$127,900            (2101) LCFF-S+C</p>
<p><b>Field Trips</b> D-2. Field Trips provide an important opportunity to both deepen students' learning and increase engagement. Many of the field trips taken are science and/or social studies related, enabling teachers to integrate the learning into their thematic units back in the classroom. In addition, parents often attend field trips with their students, thereby increasing parental engagement as well. The cornerstone of our field trip experience is Fifth Grade Camp. Each year, Rocketship 5<sup>th</sup> graders goes to Groveland, CA for one week of hiking, science lessons, outdoor exploration and camp fun. For many Rocketeers, this is one of their first experiences leaving home.</p>	School wide	<p><input checked="" type="checkbox"/> ALL</p> <hr/> <p>OR:</p> <p><input type="checkbox"/> Low Income pupils <input type="checkbox"/> English Learners  <input type="checkbox"/> Foster Youth <input type="checkbox"/> Redesignated fluent English proficient  <input type="checkbox"/> Other Subgroups:(Specify)_____</p>	<p>\$33,000            Field Trips (5806)            LCFF-S+C</p>
<p><b>Social Emotional Learning</b></p>	School wide	<p><input checked="" type="checkbox"/> ALL</p>	<p>\$5,800</p>

D-3. RSSP has been using Positive Behavior Intervention and Supports (PBIS) since 2012-13. The fundamental purpose of PBIS is to create learning environments that are more consistent, predictable, positive, and safe, which helps our students develop their socio-emotional intelligence. One key component of PBIS is implementing a socio-emotional learning (SEL) curriculum. We implement the "Kimochi's" curriculum in the lower grades (pre-k through grade two), and the "RULER" approach in upper grades (third through fifth grades). The goal of these curricula is to help students identify, communicate, and regulate feelings, as well as develop appropriate social skills.

OR:  
 Low Income pupils  English Learners  
 Foster Youth  Redesignated fluent English proficient  
 Other Subgroups:(Specify) \_\_\_\_\_

Instructional supplies (4340)  
 LCFF-Base

**LCAP Year 3: 2018-19**

**Expected Annual Measurable Outcomes:**

1. Student suspension rate: Below norm for schools with similar populations
2. Student expulsion rate: <1%
3. Student absenteeism: 8.4%
4. ADA: >95%

Actions/Services	Scope of Service	Pupils to be served within identified scope of service	Budgeted Expenditures
<p><b>Enrichment</b>            D-1. Enrichment is a critical component of a students' education at Rocketship. In addition to aligning with CCSS standards, time spent in the Enrichment Center provides students with fun and engaging activities that increase their focus and commitment during core instruction. The Enrichment Center Coordinators provide students with the opportunity to engage in physical education, art, and various other enrichment activities. The Coordinators play a critical role in strengthening school culture. Importantly, enrichment also provides an opportunity for students to excel and show off talents that may not be immediately apparent in a general education setting. For our Special Education students, this can be an especially motivating and engaging portion of their day.</p>	<p>School wide</p>	<p><input checked="" type="checkbox"/> ALL</p> <p>OR:  <input type="checkbox"/> Low Income pupils <input type="checkbox"/> English Learners  <input type="checkbox"/> Foster Youth <input type="checkbox"/> Redesignated fluent English proficient  <input type="checkbox"/> Other Subgroups:(Specify) _____</p>	<p>Enrichment Coordinators            \$129,200            (2101) LCFF-S+C</p>
<p><b>Field Trips</b>            D-2. Field Trips provide an important opportunity to both deepen students' learning and increase engagement. Many of the field trips taken are science and/or social studies related, enabling teachers to integrate the learning into their</p>	<p>School wide</p>	<p><input checked="" type="checkbox"/> ALL</p> <p>OR:  <input type="checkbox"/> Low Income pupils <input type="checkbox"/> English Learners  <input type="checkbox"/> Foster Youth <input type="checkbox"/> Redesignated fluent English proficient  <input type="checkbox"/> Other Subgroups:(Specify) _____</p>	<p>\$33,000            Field Trips (5806)            LCFF-S+C</p>

<p>thematic units back in the classroom. In addition, parents often attend field trips with their students, thereby increasing parental engagement as well. The cornerstone of our field trip experience is Fifth Grade Camp. Each year, Rocketship 5<sup>th</sup> graders goes to Groveland, CA for one week of hiking, science lessons, outdoor exploration and camp fun. For many Rocketeers, this is one of their first experiences leaving home.</p>			
<p><b>Social Emotional Learning</b> D-3. RSSP has been using Positive Behavior Intervention and Supports (PBIS) since 2012-13. The fundamental purpose of PBIS is to create learning environments that are more consistent, predictable, positive, and safe, which helps our students develop their socio-emotional intelligence. One key component of PBIS is implementing a socio-emotional learning (SEL) curriculum. We implement the "Kimochi's" curriculum in the lower grades (pre-k through grade two), and the "RULER" approach in upper grades (third through fifth grades). The goal of these curricula is to help students identify, communicate, and regulate feelings, as well as develop appropriate social skills.</p>	<p>School wide</p>	<p><input checked="" type="checkbox"/> ALL</p> <p>OR:</p> <p><input type="checkbox"/> Low Income pupils <input type="checkbox"/> English Learners  <input type="checkbox"/> Foster Youth <input type="checkbox"/> Redesignated fluent English proficient  <input type="checkbox"/> Other Subgroups:(Specify)_____</p>	<p>\$5,800 Instructional supplies (4340) LCFF-Base</p>

<p><b>GOAL:</b></p>	<p>E. Rocketship parents are engaged in their students' education</p>	<p>Related State and/or Local Priorities:  1__ 2__ 3_x 4__ 5_x 6__ 7__ 8__  COE only: 9__ 10__  Local : Specify _____</p>
<p><b>Identified Need :</b></p>	<p>We seek to increase engagement among parents and students alike. We view parents as critical partners in our work of educating students. Rocketship Si Se Puede has a number of effective parent engagement strategies, including a sophisticated parent council structure, upon which we will continue to build. We see a need to increase our level of student engagement to ensure that our students are invested in their education. Additionally, we have a need for further diversifying the educational opportunities for our students outside the core classroom and we believe that increased enrichment can support this need.</p> <ol style="list-style-type: none"> <li>1. Percentage of parents attending an average of at least one school event per year</li> <li>2. Parents are satisfied with the relationship with their child's teachers</li> <li>3. Number of community meetings each year</li> <li>4. Number of parent conferences each year</li> </ol>	
<p><b>Goal Applies to:</b></p>	<p><b>Schools:</b> RSSP</p>	<p><b>Applicable Pupil Subgroups:</b> All</p>

**LCAP Year 1: 2016-17**

**Expected Annual Measurable Outcomes:**

1. Percentage of parents attending an average of at least one school event per month: baseline
2. Parent satisfaction: 76%
3. Number of community meetings each year: at least 5 meetings
4. Number of parent conferences: at least 3

Actions/Services	Scope of Service	Pupils to be served within identified scope of service	Budgeted Expenditures
<p><b>Parent involvement</b>  <b>E-1. Community Events:</b> RSSP hosts many special events during the year to engage parents and families. These events include community meetings, exhibition nights, and other school events. In order to support these efforts, RSSP invests in parent appreciation items and provides a materials budget.  <b>Parent Volunteer Opportunities:</b> Rocketship Si Se Puede parents will be encouraged to volunteer at the schools to help tighten the link between the families and the school as well as assist RSSP teachers and staff with various school operations. These activities will vary widely but will include classroom assistance, translating documents, administrative assistance, and assisting in special school events.</p>	School wide	<p><input checked="" type="checkbox"/> ALL</p> <hr/> <p>OR:</p> <p><input type="checkbox"/> Low Income pupils <input type="checkbox"/> English Learners  <input type="checkbox"/> Foster Youth <input type="checkbox"/> Redesignated fluent English proficient  <input type="checkbox"/> Other Subgroups:(Specify) _____</p>	<p>Parent Appreciation and Materials                      \$12,800                      (5822, 4510)</p> <p><i>LCFF-Base</i></p>
<p><b>Parent Outreach</b>  <b>E-2.</b> RSSP provides many opportunities throughout the school year for parents to interact with RSSP staff. The school offers monthly forums for parents to provide feedback as well as learn in depth about school activities. This enables parents to become a more active participant in their child's education.</p>	School wide	<p><input checked="" type="checkbox"/> ALL</p> <hr/> <p>OR:</p> <p><input type="checkbox"/> Low Income pupils <input type="checkbox"/> English Learners  <input type="checkbox"/> Foster Youth <input type="checkbox"/> Redesignated fluent English proficient  <input type="checkbox"/> Other Subgroups:(Specify) _____</p>	<p>Parent Outreach                      \$7,800 (1101)  <i>LCFF-Base</i></p>
<p><b>Office Manager</b>  <b>E-3.</b> Rocketship's Office Managers are the face of the school to students and families. Office Managers oversee much of the communication that goes directly to families and coordinate many parent engagement efforts, including parent volunteerism and community events. Office Managers are critical to our efforts to engage families in their children's learning and the school community.</p>	School wide	<p><input checked="" type="checkbox"/> ALL</p> <hr/> <p>OR:</p> <p><input type="checkbox"/> Low Income pupils <input type="checkbox"/> English Learners  <input type="checkbox"/> Foster Youth <input type="checkbox"/> Redesignated fluent English proficient  <input type="checkbox"/> Other Subgroups:(Specify) _____</p>	<p>\$75,900 OM Compensation (2401)</p> <p><i>LCFF-S+C</i></p>

**LCAP Year 2: 2017-18**

<b>Expected Annual Measurable Outcomes:</b>	1. Percentage of parents attending an average of at least one school event per month: baseline + 1% 2. Parent satisfaction: 78% 3. Number of community meetings each year: at least 5 meetings 4. Number of parent conferences: at least 3		
Actions/Services	Scope of Service	Pupils to be served within identified scope of service	Budgeted Expenditures
<b>Parent involvement</b> <b>E-1. Community Events:</b> RSSP hosts many special events during the year to engage parents and families. These events include community meetings, exhibition nights, and other school events. In order to support these efforts, RSSP invests in parent appreciation items and provides a materials budget. <b>Parent Volunteer Opportunities:</b> Rocketship Si Se Puede parents will be encouraged to volunteer at the schools to help tighten the link between the families and the school as well as assist RSSP teachers and staff with various school operations. These activities will vary widely but will include classroom assistance, translating documents, administrative assistance, and assisting in special school events.	School wide	<input checked="" type="checkbox"/> ALL  OR: <input type="checkbox"/> Low Income pupils <input type="checkbox"/> English Learners <input type="checkbox"/> Foster Youth <input type="checkbox"/> Redesignated fluent English proficient <input type="checkbox"/> Other Subgroups:(Specify)_____	Parent Appreciation and Materials \$12,800 (5822, 4510)  <i>LCFF-Base</i>
<b>Parent Outreach</b> E-2. RSSP provides many opportunities throughout the school year for parents interact with RSSP staff. The school offers monthly forums for parents to provide feedback as well as learn in depth about school activities. This enables parents to become a more active participant in their child's education.	School wide	<input checked="" type="checkbox"/> ALL  OR: <input type="checkbox"/> Low Income pupils <input type="checkbox"/> English Learners <input type="checkbox"/> Foster Youth <input type="checkbox"/> Redesignated fluent English proficient <input type="checkbox"/> Other Subgroups:(Specify)_____	Parent Outreach \$7,900 (1101) <i>LCFF-Base</i>
<b>Office Manager</b> E-3. Rocketship's Office Managers are the face of the school to students and families. Office Managers oversee much of the communication that goes directly to families and coordinate many parent engagement efforts, including parent volunteerism and community events. Office Managers are critical to our efforts to engage families in their children's learning and the school community.	School wide	<input checked="" type="checkbox"/> ALL  OR: <input type="checkbox"/> Low Income pupils <input type="checkbox"/> English Learners <input type="checkbox"/> Foster Youth <input type="checkbox"/> Redesignated fluent English proficient <input type="checkbox"/> Other Subgroups:(Specify)_____	\$76,700 OM Compensation (2401)  <i>LCFF-base</i>
<b>LCAP Year 3: 2018-19</b>			
<b>Expected Annual</b>	1. Percentage of parents attending an average of at least one school event per month: baseline +2% 2. Parent satisfaction: 80%		

Measurable Outcomes:	3. Number of community meetings each year: at least 5 meetings 4. Number of parent conferences: at least 3		
Actions/Services	Scope of Service	Pupils to be served within identified scope of service	Budgeted Expenditures
<p><b>Parent involvement</b>  <b>E-1. Community Events:</b> RSSP hosts many special events during the year to engage parents and families. These events include community meetings, exhibition nights, and other school events. In order to support these efforts, RSSP invests in parent appreciation items and provides a materials budget.  <b>Parent Volunteer Opportunities:</b> Rocketship Si Se Puede parents will be encouraged to volunteer at the schools to help tighten the link between the families and the school as well as assist RSSP teachers and staff with various school operations. These activities will vary widely but will include classroom assistance, translating documents, administrative assistance, and assisting in special school events.</p>	School wide	<input checked="" type="checkbox"/> ALL  OR: <input type="checkbox"/> Low Income pupils <input type="checkbox"/> English Learners <input type="checkbox"/> Foster Youth <input type="checkbox"/> Redesignated fluent English proficient <input type="checkbox"/> Other Subgroups:(Specify) _____	Parent Appreciation and Materials \$12,800 (5822, 4510)  <i>LCFF-Base</i>
<p><b>Parent Outreach</b>  <b>E-2.</b> RSSP provides many opportunities throughout the school year for parents interact with RSSP staff. The school offers monthly forums for parents to provide feedback as well as learn in depth about school activities. This enables parents to become a more active participant in their child's education.</p>	School wide	<input checked="" type="checkbox"/> ALL  OR: <input type="checkbox"/> Low Income pupils <input type="checkbox"/> English Learners <input type="checkbox"/> Foster Youth <input type="checkbox"/> Redesignated fluent English proficient <input type="checkbox"/> Other Subgroups:(Specify) _____	Parent Outreach \$7,900 (1101) <i>LCFF-Base</i>
<p><b>Office Manager</b>  <b>E-3.</b> Rocketship's Office Managers are the face of the school to students and families. Office Managers oversee much of the communication that goes directly to families and coordinate many parent engagement efforts, including parent volunteerism and community events. Office Managers are critical to our efforts to engage families in their children's learning and the school community.</p>	School wide	<input checked="" type="checkbox"/> ALL  OR: <input type="checkbox"/> Low Income pupils <input type="checkbox"/> English Learners <input type="checkbox"/> Foster Youth <input type="checkbox"/> Redesignated fluent English proficient <input type="checkbox"/> Other Subgroups:(Specify) _____	\$77,400 OM Compensation (2401)  <i>LCFF-base</i>

**Complete a copy of this table for each of the LEA's goals. Duplicate and expand the fields as necessary.**



## Annual Update

**Annual Update Instructions:** For each goal in the prior year LCAP, review the progress toward the expected annual outcome(s) based on, at a minimum, the required metrics pursuant to Education Code sections 52060 and 52066. The review must include an assessment of the effectiveness of the specific actions. Describe any changes to the actions or goals the LEA will take as a result of the review and assessment. In addition, review the applicability of each goal in the LCAP.

**Guiding Questions:**

- 1) How have the actions/services addressed the needs of all pupils and did the provisions of those services result in the desired outcomes?
- 2) How have the actions/services addressed the needs of all subgroups of pupils identified pursuant to Education Code section 52052, including, but not limited to, English learners, low-income pupils, and foster youth; and did the provision of those actions/services result in the desired outcomes?
- 3) How have the actions/services addressed the identified needs and goals of specific schoolsites and were these actions/services effective in achieving the desired outcomes?
- 4) What information (e.g., quantitative and qualitative data/metrics) was examined to review progress toward goals in the annual update?
- 5) What progress has been achieved toward the goal and expected measurable outcome(s)? How effective were the actions and services in making progress toward the goal? What changes to goals, actions, services, and expenditures are being made in the LCAP as a result of the review of progress and assessment of the effectiveness of the actions and services?
- 6) What differences are there between budgeted expenditures and estimated actual annual expenditures? What were the reasons for any differences?

**Complete a copy of this table for each of the LEA's goals in the prior year LCAP. Duplicate and expand the fields as necessary.**

<b>Original GOAL from prior year LCAP:</b>	A. Students have access to Common Core standards aligned curriculum and technology and enroll in courses covering a broad array of content areas taught by appropriately assigned teachers	Related State and/or Local Priorities: 1x 2x 3__ 4__ 5__ 6__ 7x 8__ COE only: 9__ 10__ Local : Specify _____
<b>Goal Applies to:</b>	Schools: Rocketship Si Se Puede Applicable Pupil Subgroups: All students	

<b>Expected Annual Measurable Outcomes:</b>	(i) School provides standards-aligned instructional materials with focus on non-fiction and vocabulary study in science (ii) School provides standards-aligned professional development with focus on non-fiction and vocabulary study in science (iii) 100% of full-time teachers have appropriate credentials	<b>Actual Annual Measurable Outcomes:</b>	(i) School did provide standards-aligned instructional materials with focus on science (ii) School did provide standards-aligned professional development with focus on science (iii) 100% of full-time teachers did have appropriate credentials
<b>LCAP Year: 2015-16</b>			
<b>Planned Actions/Services</b>		<b>Actual Actions/Services</b>	
	<b>Budgeted Expenditures</b>		<b>Estimated Actual Annual Expenditures</b>
<p>A-1. The Rocketship Si Se Puede curriculum follows the California adoption of the Common Core State Standards (“CCSS”) for the subject areas of: English/Language Arts (includes Writing), and Mathematics, as well as the state standards for Social Studies, Art and Music and the Next Generation Science Standards. Rocketship has established ELA and Math focus standards – the most rigorous CCSS at each grade level – as the most important markers of success in order to prioritize the focus of instruction while also ensuring that all grade-level standards are addressed in every course. Rocketship Si Se Puede operates an inclusion model and therefore this core curriculum will benefit all students including Special Education students.</p> <p>For EL students, Rocketship Si Se Puede will provide additional small group instruction in both math and ELA in order to build language acquisition and to pre-teach or preview content.</p> <p>Budget Allocation: Core Curriculum</p>	\$16,497 (Other)	<p>Rocketship Si Se Puede continued to implement Common Core-aligned curricula. After implementing new ELA and math curricula last year, RSSP used Core Curriculum budget to bolster math curriculum materials, socio-emotional Kimochi materials, and literacy resources. These benefit all students, including EL and special education because of the inclusion model run in our schools. Additionally, we are monitoring the state roll-out of Next Generation Science Standards (NGSS) and have aligned our curriculum accordingly. We encompass the three Disciplinary Core Ideas of the NGSS, physical sciences, life sciences, and earth science. We also administer NGSS-aligned unit assessments.</p> <p>We integrate science instruction throughout various mediums so that skills that can be applied to subject matter at any time (i.e. recording observations, reading maps, using timelines). Our students experienced hands on science in gardening enrichment period. By teaching these core subjects in various modalities, we’re helping all students, including special education and English Learners master the concepts via the method they respond to best.</p> <p>Our spending for core curriculum was in line with our budget.</p>	\$16,498 (Other)
<b>Scope of service:</b>	School-wide	<b>Scope of service:</b>	School-wide
<input checked="" type="checkbox"/> ALL		<input checked="" type="checkbox"/> ALL	
OR: <input type="checkbox"/> Low Income pupils <input type="checkbox"/> English Learners <input type="checkbox"/> Foster Youth <input type="checkbox"/> Redesignated fluent English proficient <input type="checkbox"/> Other Subgroups:(Specify)_____		OR: <input type="checkbox"/> Low Income pupils <input type="checkbox"/> English Learners <input type="checkbox"/> Foster Youth <input type="checkbox"/> Redesignated fluent English proficient <input type="checkbox"/> Other Subgroups:(Specify)_____	

<p>A-2. To ensure that our students are ready for success on the CAASPP, Rocketship Si Se Puede transitioned to computer based, Common Core aligned benchmark assessments. Consistent with our model of data driven instruction, the results of these benchmarks will be used to adjust instruction to ensure that all students are moving towards mastery of the Common Core standards. All students will use these assessments, with appropriate modifications and accommodations provided to qualifying students.</p>		<p>\$11,052 (Other)</p>	<p>Rocketship continued to prioritize student readiness on state assessments. Our students took regular computer-based benchmark assessments to both gauge their progress and allow them to become comfortable with online assessments. Using computer-based assessments also allowed for teachers and school leaders to quickly gather and analyze student progress, enabling them to modify instructional practices to better suit student needs. We also invested in UChicago STEP assessments to help gauge student literacy progress.</p>	<p>\$9,665 (other)</p>
<p>Budget Allocation: Assessment Software &amp; Materials</p>				
<p><b>Scope of service:</b></p>	<p>School-wide</p>		<p><b>Scope of service:</b></p>	<p>School-wide</p>
<p><input checked="" type="checkbox"/> ALL</p>			<p><input checked="" type="checkbox"/> ALL</p>	
<p>OR:</p> <p><input type="checkbox"/> Low Income pupils <input type="checkbox"/> English Learners</p> <p><input type="checkbox"/> Foster Youth <input type="checkbox"/> Redesignated fluent English proficient</p> <p><input type="checkbox"/> Other Subgroups:(Specify) _____</p>			<p>OR:</p> <p><input type="checkbox"/> Low Income pupils <input type="checkbox"/> English Learners</p> <p><input type="checkbox"/> Foster Youth <input type="checkbox"/> Redesignated fluent English proficient</p> <p><input type="checkbox"/> Other Subgroups:(Specify) _____</p>	
<p>A-3. Rocketship Si Se Puede students will be provided access to a broad array of content areas. Science and Social Studies instruction will be embedded in either Humanities or Math instruction through the use of thematically integrated, standards-based Understanding by Design (UbD) units. These thematic units provide an anchor for EL students, rooting math and ELA skills in common content. This approach has been shown to build vocabulary and schema among EL students. In accordance with the ELL framework and CCSS, these thematic units will also provide research opportunities to students to perform receptive tasks such as reading research, analytical tasks such as synthesizing sources and productive language functions such as presenting their findings. While all students will benefit from these units, EL students will receive additional support, such as previewing vocabulary and extra preparation for oral presentations, as needed. Students will have access to Physical Education and the Arts through an Enrichment block, as well as adaptive online curriculum and tutoring during their time in the Learning Lab.</p> <p>All Rocketship Si Se Puede teachers hold appropriate credentials and will be assigned to teach in either Humanities or Math/Science classrooms.</p>		<p>\$24,060 (Other)</p>	<p>RSSP continued to use the instructional programs implemented last year. Students were exposed to science and social studies themes in their Humanities and Math instruction, through which instructional practices were honed using the Understanding by Design framework. Students had the ability to experience “hands on” science through gardening enrichment. RSSP’s other enrichment offerings include art and PE.</p> <p>As of April 2016, 100% of Rocketship Si Se Puede teachers were highly-qualified.</p> <p>Certification costs were lower than the budgeted amount. This is because more incoming teachers came to RSSP with clear credentials. Therefore, RSSP did not need to spend the full amount allocated for certification costs.</p>	<p>\$12,440 (Other)</p>

Budget Allocation: Certification Costs				
<b>Scope of service:</b>	School-wide		<b>Scope of service:</b>	School-wide
<input checked="" type="checkbox"/> ALL			<input checked="" type="checkbox"/> ALL	
OR: <input type="checkbox"/> Low Income pupils <input type="checkbox"/> English Learners <input type="checkbox"/> Foster Youth <input type="checkbox"/> Redesignated fluent English proficient <input type="checkbox"/> Other Subgroups:(Specify)_____			OR: <input type="checkbox"/> Low Income pupils <input type="checkbox"/> English Learners <input type="checkbox"/> Foster Youth <input type="checkbox"/> Redesignated fluent English proficient <input type="checkbox"/> Other Subgroups:(Specify)_____	
<b>A-4. Increase classroom libraries that align to Common Core</b> Rocketship Si Se Puede utilizes a Balanced Literacy approach for ELA instruction with a significant focus on Guided Reading. Expanding the breadth and depth of our classroom libraries will ensure that all students have access to a wide variety of texts to meet the different genre requirements in Common Core, as well as ensuring that all students have access to books at their appropriate reading level. Additionally, we will invest in culturally relevant literature to ensure our libraries are both accessible and engaging to students of all backgrounds and at all reading levels. For EL students, this can be particularly motivating and a useful strategy to engage reluctant or struggling readers. These expanded libraries will also enable us to loan out books for students to take home, so that parents can support reading and language acquisition efforts at home.		\$34,890 (Supplemental and Concentration Funds)	Rocketship Si Se Puede made significant investment in classroom libraries. These libraries are CCSS-aligned. A major portion of this investment is in Perfection Learning books, which are innovative literature programs for teaching critical thinking skills while incorporating CCSS standards. These books include fiction and nonfiction, print, hybrid print-digital programs and cover both humanities and math subjects. As noted in our plan, expanded libraries enabled us to loan out books so that Rocketeers can practice reading at home.  Our spending on books was in line with our budgeted amount.	\$35,586 (Supplemental and Concentration Funds)
Budget Allocation: Classroom Libraries				
<b>Scope of service:</b>	School-wide		<b>Scope of service:</b>	School-wide
<input checked="" type="checkbox"/> ALL			<input checked="" type="checkbox"/> ALL	
OR: <input type="checkbox"/> Low Income pupils <input type="checkbox"/> English Learners <input type="checkbox"/> Foster Youth <input type="checkbox"/> Redesignated fluent English proficient <input type="checkbox"/> Other Subgroups:(Specify)_____			OR: <input type="checkbox"/> Low Income pupils <input type="checkbox"/> English Learners <input type="checkbox"/> Foster Youth <input type="checkbox"/> Redesignated fluent English proficient <input type="checkbox"/> Other Subgroups:(Specify)_____	
<b>A-5. Increase instructional supplies that assist in the instruction of Common Core</b> Rocketship Si Se Puede has invested in Common Core aligned materials for Math and ELA. With our Math curricula we will focus on teaching math reasoning and logical thinking as well as emphasizing visual		\$34,090 (Supplemental and Concentration Funds)	As noted above, RSSP continue to invest in CCSS-aligned curriculum. In	\$29,436 (Supplemental and Concentration Funds)

<p>learning as a way to help students deeply understand the conceptual underpinnings behind mathematical algorithms. Our ELA curricula will support a deeper focus on the three main genres of narrative, opinion and informational reading and writing while also providing a clear K-5 continuum for craft, language skills, and genre study. All students, including those with an IEP, will access this ELA and math curriculum, with general education and Special Education staff providing appropriate modifications and accommodations to enable students to access this content. Students now need access to additional instructional supplies, such as workbooks, manipulatives and more to complement this existing curriculum and enrich their learning experience.</p> <p>Budget Allocation: Instructional Supplies</p>		<p>addition to this curriculum, RSSP invested in additional supplies to support this learning, including math manipulatives to support student mastery of content from a concrete to a pictorial to a conceptual understanding of mathematics. Last year, parents indicated that they would like to see continued investment in instructional supplies, so despite spending significantly in this area in 2014-15, RSSP maintained budget on Instructional Supplies in 2015-16.</p>	
<p><b>Scope of service:</b></p>	<p>School-wide</p>	<p><b>Scope of service:</b></p>	<p>School-wide</p>
<p><input checked="" type="checkbox"/> ALL</p> <p>OR:</p> <p><input type="checkbox"/> Low Income pupils <input type="checkbox"/> English Learners</p> <p><input type="checkbox"/> Foster Youth <input type="checkbox"/> Redesignated fluent English proficient</p> <p><input type="checkbox"/> Other Subgroups:(Specify) _____</p>		<p><input checked="" type="checkbox"/> ALL</p> <p>OR:</p> <p><input type="checkbox"/> Low Income pupils <input type="checkbox"/> English Learners</p> <p><input type="checkbox"/> Foster Youth <input type="checkbox"/> Redesignated fluent English proficient</p> <p><input type="checkbox"/> Other Subgroups:(Specify) _____</p>	
<p><b>A-6. Increase technology support</b></p> <p>In order to better leverage technology to address the Common Core and technical skills required in the writing and speaking &amp; listening portions of the new standards, Rocketship Si Se Puede will be increasing the number of computers in the classroom. In Humanities, this integration will focus heavily on the Common Core writing, research and communication standards. In math/science, this integration will focus on fact fluency, mathematical reasoning and justification and problem-solving.</p> <p>Budget Allocation: Student Computer Equipment</p>	<p>\$48,650 (Supplemental and Concentration Funds)</p>	<p>Rocketship Si Se Puede purchased computers to replace broken devices and purchased new Chromebooks for use in the classroom. These Chromebooks are used in a variety of ways including highly-personalized center activities powered by ST Math, iReady, MyON and other programs. They are also used for whole class activities such as publishing writing pieces, conducting research and participating in the Hour of Code campaign.</p> <p>Actual expenses were less than expected because significantly fewer computers needed replacing.</p>	<p>\$18,532 (Supplemental and Concentration Funds)</p>
<p><b>Scope of service:</b></p>	<p>School-wide</p>	<p><b>Scope of service:</b></p>	<p>School-wide</p>
<p><input checked="" type="checkbox"/> ALL</p> <p>OR:</p> <p><input type="checkbox"/> Low Income pupils <input type="checkbox"/> English Learners</p> <p><input type="checkbox"/> Foster Youth <input type="checkbox"/> Redesignated fluent English proficient</p>		<p><input checked="" type="checkbox"/> ALL</p> <p>OR:</p> <p><input type="checkbox"/> Low Income pupils <input type="checkbox"/> English Learners</p> <p><input type="checkbox"/> Foster Youth <input type="checkbox"/> Redesignated fluent English proficient</p>	

__ Other Subgroups:(Specify) _____			__ Other Subgroups:(Specify) _____		
<p>A-7. In addition to increasing student computer equipment, RSSP will be making an investment in support to ensure that the technology is working smoothly for students.</p> <p>Budget Allocation: Technology Support</p>		\$29,700 (Supplemental and Concentration Funds)	<p>With the full transition to online CAASPP, RSSP invested significantly in technology consultants to ensure that our systems could handle the increased load of students simultaneously taking online assessments. Additionally, technology consultants are able to help troubleshoot other technical issues for both hardware (Chromebooks) and software.</p>		\$25,029 (Supplemental and Concentration Funds)
<b>Scope of service:</b>	School-wide		<b>Scope of service:</b>	School-wide	
<input checked="" type="checkbox"/> ALL			<input checked="" type="checkbox"/> ALL		
<p>OR:</p> <p><input type="checkbox"/> Low Income pupils <input type="checkbox"/> English Learners</p> <p><input type="checkbox"/> Foster Youth <input type="checkbox"/> Redesignated fluent English proficient</p> <p><input type="checkbox"/> Other Subgroups:(Specify) _____</p>			<p>OR:</p> <p><input type="checkbox"/> Low Income pupils <input type="checkbox"/> English Learners</p> <p><input type="checkbox"/> Foster Youth <input type="checkbox"/> Redesignated fluent English proficient</p> <p><input type="checkbox"/> Other Subgroups:(Specify) _____</p>		
<p><b>A-8. Professional Development Fund</b></p> <p>Rocketship Si Se Puede has a number of veteran Rocketship teachers who express a strong desire to continue honing their craft and developing as professionals. RSSP will establish a professional development fund to reward high-performing teachers with additional learning opportunities and to incentivize experienced teachers to continue working at Rocketship where their development is made a priority. With eligible topics including Spanish language study, teaching in an inclusion model, and the Teachers College Reading And Writing Institute, students are sure to benefit from this additional training their teachers will have received.</p> <p>Budget Allocation: PD Fund</p>		\$24,000 (Supplemental and Concentration Funding)	<p>Rocketship Si Se Puede offered teachers the opportunity to engage in professional development activities outside the scope of what the school provides. RSSP staff utilized this opportunity to take Spanish-language classes, a physical education workshop by one of our ECCs, food safety and other educationally-related workshops attended by our teachers, such as how to teach an inclusion model and reading and writing workshops. All of our students benefit from this, with our special education population specifically benefiting from inclusion PD.</p> <p>Our budget for the PD retention fund was significantly under budget. For next year, we will make an extra effort to help teachers and staff find appropriate professional development activities and help them utilize this resource and adjust the budget downward to more closely match anticipated spending.</p>		\$9,102 (Supplemental and Concentration Funding)
<b>Scope of service:</b>	School-wide		<b>Scope of service:</b>	School-wide	
<input checked="" type="checkbox"/> ALL			<input checked="" type="checkbox"/> ALL		
<p>OR:</p> <p><input type="checkbox"/> Low Income pupils <input type="checkbox"/> English Learners</p> <p><input type="checkbox"/> Foster Youth <input type="checkbox"/> Redesignated fluent English proficient</p> <p><input type="checkbox"/> Other Subgroups:(Specify) _____</p>			<p>OR:</p> <p><input type="checkbox"/> Low Income pupils <input type="checkbox"/> English Learners</p> <p><input type="checkbox"/> Foster Youth <input type="checkbox"/> Redesignated fluent English proficient</p> <p><input type="checkbox"/> Other Subgroups:(Specify) _____</p>		
<p>A-9. Teachers receive professional development in using standards for</p>		\$64,837	<p>Each week, our teachers receive professional development specific to</p>		\$64,837

<p>curricular planning and instructional practice. Once per week, teachers and administrators have an early release day for professional development, planning, and analyzing student mastery of standards. Teachers work in grade-level teams and in content areas across the school to develop as professionals in using textbooks and integrating standards-aligned instructional materials into their lesson plans.</p> <p>Budget Allocation: Weekly PD</p>	<p>(Supplemental and Concentration Funding)</p>	<p>their school. While our summer PD is very network based, our school leaders are able to choose lessons and activities that will be most beneficial to their staff for Thursday PD. Topics at RSSP this year included Guided Reading Bottom Line Series, Teaching Evidence, Revisiting the We Do, Culture of Error and Types of Talk.</p> <p>We were under budget for this because we implemented a Thursday flex day for teachers. Once a month, instead of Thursday PD, teachers have flex time to use as they see fit. This can include additional coaching or used on personal business, such as doctor's appointments.</p>	<p>(Supplemental and Concentration Funding)</p>
<p><b>Scope of service:</b> School-wide</p> <p><input checked="" type="checkbox"/> ALL</p> <p>OR:</p> <p><input type="checkbox"/> Low Income pupils <input type="checkbox"/> English Learners</p> <p><input type="checkbox"/> Foster Youth <input type="checkbox"/> Redesignated fluent English proficient</p> <p><input type="checkbox"/> Other Subgroups:(Specify) _____</p>		<p><b>Scope of service:</b> School-wide</p> <p><input checked="" type="checkbox"/> ALL</p> <p>OR:</p> <p><input type="checkbox"/> Low Income pupils <input type="checkbox"/> English Learners</p> <p><input type="checkbox"/> Foster Youth <input type="checkbox"/> Redesignated fluent English proficient</p> <p><input type="checkbox"/> Other Subgroups:(Specify) _____</p>	
<p><b>A-10.</b> RSSP will adopt a new Special Education staffing model. In this new model, RSSP will hire an additional Integrated Special Education Specialist. This will lower the caseloads for each ISE Specialist, enabling them to provide increased services to Special Education students. In addition, the Rocketship network is increasing shared services across all campuses, including additional school psychology, speech, and occupational therapy services. These services that we provide at RSSP exceed the school's allocation for Special Education services. Therefore, the balance must be paid from the general education budget as determined by the per pupil allocation.</p>	<p>\$68,045 (Supplemental and Concentration Funds)</p>	<p>Our new Special Education staffing model has been successful in the first full year of implementation. By pooling resources across the network, we are able to hire school psychologists, speech pathologists, and occupational therapists to split time at each campus, instead of contracting these services. This has led to more consistent service and an increase in student achievement. Although the services we provide at RSSP exceed the school's allocation of special education services, we feel that these additional expenditures are invaluable to our special education students. We were over budget for special education because we had a higher case-load of students requiring higher level services.</p>	<p>\$88,893.50</p>
<p><b>Scope of service:</b> School-wide</p> <p><input type="checkbox"/> ALL</p> <p>OR:</p> <p><input type="checkbox"/> Low Income pupils <input type="checkbox"/> English Learners</p> <p><input type="checkbox"/> Foster Youth <input type="checkbox"/> Redesignated fluent English proficient</p> <p><input checked="" type="checkbox"/> Other Subgroups:(Specify) <u>special ed</u></p>		<p><b>Scope of service:</b></p> <p><input type="checkbox"/> ALL</p> <p>OR:</p> <p><input type="checkbox"/> Low Income pupils <input type="checkbox"/> English Learners</p> <p><input type="checkbox"/> Foster Youth <input type="checkbox"/> Redesignated fluent English proficient</p> <p><input type="checkbox"/> Other Subgroups:(Specify) _____</p>	
<p><b>What changes in actions, services, and expenditures will be made as a</b></p>	<p>With significant changes to state educational practices over the past few years, including Common Core and online Smarter Balanced assessments, RSSP school leaders and staff have made major investments to prepare our Rocketeers for success. This has included transitioning to all CCSS-aligned Online Learning Program Suite, purchasing CCSS-aligned instructional materials and adding additional SBAC</p>		

<p><b>result of reviewing past progress and/or changes to goals?</b></p>	<p>interim assessments. We have added quarterly cumulative assessments aligned to the network scope &amp; sequence map and CCSS to drive instruction, and daily formative assessment resources, and resources for re-assessment after re-teaching to know when our students have mastered a subject and when they are still struggling. While our students have made progress and perform well when compared to their peers, we see a lot of room for growth.</p> <p>We will achieve this through a continued investment in our Personalized Learning program, which includes use of adaptive online learning programs and small group tutoring to supplement our regular classroom instruction. Because personalized learning occurs across all subjects, students receive the targeted help they need in the subject they need it. Personalized learning not only benefits students who are struggling, but our students who are performing above grade level. Additionally, our math instruction will include regular inclusion of math performance tasks in instructional scope &amp; sequence maps, as well as network-aligned unit assessments at the end of every unit.</p> <p>To help our English Learners, we will continue to invest in Project GLAD for all new teachers. This year we added more professional development for literacy teachers to help them throughout the year with integrating EL instruction into their everyday classroom model. We have seen success with this and will continue this investment next year. We have also budgeted funds to continue to provide additional supports to our special education students. Our special education students will continue to receive additional supports, as well. As we continue implementing and revising our special education programs, we are able to better adapt our programs to ensure students are in the most inclusive environment. The School Site Council noted increased funding to the ISE program as their top priority and we will investigate the most effective ways to increase funding to this year to best serve our special education students. As a result, we are adding an additional \$25,000 for School Leaders to invest in ISE supports as they see necessary.</p>
--	---

<b>Original GOAL from prior year LCAP:</b>	B. School environment will be safe and welcoming for all students	<b>Related State and/or Local Priorities:</b> 1x 2__ 3__ 4__ 5__ 6x 7__ 8__ COE only: 9__ 10__ Local : Specify _____
<b>Goal Applies to:</b>	<b>Schools:</b> Rocketship Si Se Puede <b>Applicable Pupil Subgroups:</b> All students	
<b>Expected Annual Measurable Outcomes:</b>	Suspension Rate: Rate below norm for schools with similar populations Expulsion rate: <1% Parents believe school is a safe place for their children: 88% 3rd-5th grade students believe school is a safe environment to learn: 90%	<b>Actual Annual Measurable Outcomes:</b> (i) 0.70% (compared to local elementary range of 0.87%-2.39%) (ii) 0% (iii) 82% (iv) 68%
<b>LCAP Year: 2015-16</b>		
<b>Planned Actions/Services</b>		<b>Actual Actions/Services</b>
	<b>Budgeted Expenditures</b>	<b>Estimated Actual Annual Expenditures</b>



<p>B-1. Rocketship Si Se Puede works to establish a safe school environment through the use of a Positive Behavior Interventions and Supports (PBIS) system. The fundamental purpose of PBIS is to create learning environments that are more consistent, predictable, positive, and safe, which helps our students develop their socio-emotional intelligence. RSSP has implemented Tier I and Tier II behavioral supports and will expand to Tier III behavioral services to mirror our three tiers of academic supports. While all students benefit from PBIS, students with behavioral needs or those with behavior support plans, particularly benefit from a positive behavior system.</p> <p>Budget Allocation: RTI Curriculum</p>		<p>\$1,800 (Other)</p>	<p>Our schools are continuing to work to implement all components of the PBIS framework consistently and with fidelity. This year we have made significant progress in several domains. First, RSSP's PBIS team has worked to increase behavior incident documentation in order to make data-based decisions when thinking through school initiatives, incentives, and consequences. Second, and as a result of the first, our team is now able to identify priority areas and common problem behaviors. Teachers have been relying on this data to plan out strategic, skill-based social-emotional learning objectives that align to the needs of their students and classes.</p> <p>RSSP is slightly over budget in this area due to additional curriculum that needed to be purchased.</p>	<p>\$2,054 (Other)</p>
<p><b>Scope of service:</b></p>	<p>School-wide</p>		<p><b>Scope of service:</b></p>	<p>School-wide</p>
<p><input checked="" type="checkbox"/> ALL</p>			<p><input checked="" type="checkbox"/> ALL</p>	
<p>OR:  <input type="checkbox"/> Low Income pupils <input type="checkbox"/> English Learners  <input type="checkbox"/> Foster Youth <input type="checkbox"/> Redesignated fluent English proficient  <input type="checkbox"/> Other Subgroups:(Specify)_____</p>			<p>OR:  <input type="checkbox"/> Low Income pupils <input type="checkbox"/> English Learners  <input type="checkbox"/> Foster Youth <input type="checkbox"/> Redesignated fluent English proficient  <input type="checkbox"/> Other Subgroups:(Specify)_____</p>	
<p>B-2. We ensure that school facilities are in good repair through annual inspections aligned with state Office of Public School Construction Facilities Inspection tool. We invest in necessary repairs and upgrades to ensure the school is a safe and welcoming environment for students, families and staff. Budget Allocation: Building Repairs</p>		<p>\$62,700 (Supplemental and Concentration Funds)</p>	<p>Over the course of the 2015-16 school year, RSSP dedicated funds to building maintenance and repair. As a 7-year old building, we recognize the importance of budgeting for both preventative maintenance and unscheduled repairs. Repairs needed this year included fixing plumbing issues, such as leaky faucets, replacing tiles, general upkeep in classrooms, and updates to the playground area including striping and replacing turf.</p> <p>In additional, RSSP spent \$113,814 on Capital Improvements. These improvements included the addition of Controlled Access as a result of parent concerns about safety. The Controlled Access project included installing gates and fences so that visitors must enter through the office. Additionally, improvements to the office building were made in response to staff concerns.</p>	<p>\$55,452 (building repairs) (Supplemental and Concentration Funds)</p> <p>\$113,814 (capital improvements) (Supplemental and Concentration Funds)</p>
<p><b>Scope of service:</b></p>	<p>School-wide</p>		<p><b>Scope of service:</b></p>	<p>School-wide</p>
<p><input checked="" type="checkbox"/> ALL</p>			<p><input checked="" type="checkbox"/> ALL</p>	

OR: <input type="checkbox"/> Low Income pupils <input type="checkbox"/> English Learners <input type="checkbox"/> Foster Youth <input type="checkbox"/> Redesignated fluent English proficient <input type="checkbox"/> Other Subgroups:(Specify)_____			OR: <input type="checkbox"/> Low Income pupils <input type="checkbox"/> English Learners <input type="checkbox"/> Foster Youth <input type="checkbox"/> Redesignated fluent English proficient <input type="checkbox"/> Other Subgroups:(Specify)_____		
<b>B-3. Increase support staff (arrival, dismissal, hourly)</b> In order to continue to strengthen our systems and operations we have decided to invest in additional staff to support daily transition points such as arrival, dismissal, lunch and recess. These transitions represent a significant percentage of behavior issues on campus. By increasing support staff during these transitions, the school will ensure that students are provided with a safe and welcoming environment throughout the day. Students with behavior support needs will benefit from calmer and quieter transitions and additional supervision during this time will enable staff to quickly deescalate any outbursts that occur during this time.  Budget Allocation: Support Staff Salaries		\$159,661 (Supplemental and Concentration Funds)	Additional support staff have been a critical investment at RSSP, providing the necessary staffing for our universal breakfast program, lunch, arrival and dismissal. Support staff are consistently sited by parents and staff as one of the most necessary investments to ensure smooth transitions, especially during lunch, recess, arrival and dismissal. Support staff are posted at strategic locations around the campus to ensure no one gains entry to the school without an appropriate pass, that all student walkers are accompanied by an adult, and that all cars obey the arrival and dismissal procedures, thereby ensuring greater safety for our students. They also provide a consistent and friendly presence for students and parents during these key interactions.  RSSP significantly increased Support Staff budget from 2014-15 to 2015-16 by \$45,000 in response to parent and staff concern. RSSP was able to come in under budget by adjusting responsibilities and procedures to make support staff more effective.		\$142,042 (Supplemental and Concentration Funds)
<b>Scope of service:</b>	School-wide		<b>Scope of service:</b>	School-wide	
<input checked="" type="checkbox"/> ALL			<input checked="" type="checkbox"/> ALL		
OR: <input type="checkbox"/> Low Income pupils <input type="checkbox"/> English Learners <input type="checkbox"/> Foster Youth <input type="checkbox"/> Redesignated fluent English proficient <input type="checkbox"/> Other Subgroups:(Specify)_____			OR: <input type="checkbox"/> Low Income pupils <input type="checkbox"/> English Learners <input type="checkbox"/> Foster Youth <input type="checkbox"/> Redesignated fluent English proficient <input type="checkbox"/> Other Subgroups:(Specify)_____		
B-4. Rocketship Si Se Puede employs a Business Operations Manager to manage support staff and oversee the daily operations of the school including the school breakfast and lunch program, arrival and dismissal, and the safety and cleanliness of all common spaces. This position is critical to meeting RSSP's and the state's goals for student safety.  Budget Allocation: Business Operations Manager		\$101,992 (Supplemental and Concentration Funds)	The Business Operations Manager has been a critical role for improving daily operations on RSSP's campus. One of the BOMs main responsibilities is managing support staff and, as mentioned above, we increased support staff hours this year in response to parent and staff concerns about high transition times. Without the leadership of our BOM, we would not have been able to come under budget with our Support Staff.		\$90,402 (Supplemental and Concentration Funds)
<b>Scope of service:</b>	School-wide		<b>Scope of service:</b>	School-wide	

<input checked="" type="checkbox"/> ALL OR: <input type="checkbox"/> Low Income pupils <input type="checkbox"/> English Learners <input type="checkbox"/> Foster Youth <input type="checkbox"/> Redesignated fluent English proficient <input type="checkbox"/> Other Subgroups:(Specify)_____		<input checked="" type="checkbox"/> ALL OR: <input type="checkbox"/> Low Income pupils <input type="checkbox"/> English Learners <input type="checkbox"/> Foster Youth <input type="checkbox"/> Redesignated fluent English proficient <input type="checkbox"/> Other Subgroups:(Specify)_____	
<p>B-5. In order to provide a safe and clean environment in which teachers can focus on teaching, students can focus on learning, and school leaders can focus on leading, we employ a custodial team to ensure the daily upkeep of the campus and to identify any safety concerns or necessary repairs of the building.</p> <p>Budget Allocation: Custodial Services</p>	<p>\$57,600 (Supplemental and Concentration Funds)</p>	<p>We were able to come under budget on our custodial supplies, which was helpful in being able to devote more funding to capital improvements. Our custodial service budget includes daily clean-up and minor repairs, as well as semi-annual deep cleans.</p>	<p>\$45,990 (Supplemental and Concentration Funds)</p>
<p><b>Scope of service:</b></p>	<p>School-wide</p>	<p><b>Scope of service:</b></p>	<p>School-wide</p>
<input checked="" type="checkbox"/> ALL OR: <input type="checkbox"/> Low Income pupils <input type="checkbox"/> English Learners <input type="checkbox"/> Foster Youth <input type="checkbox"/> Redesignated fluent English proficient <input type="checkbox"/> Other Subgroups:(Specify)_____		<input checked="" type="checkbox"/> ALL OR: <input type="checkbox"/> Low Income pupils <input type="checkbox"/> English Learners <input type="checkbox"/> Foster Youth <input type="checkbox"/> Redesignated fluent English proficient <input type="checkbox"/> Other Subgroups:(Specify)_____	
<p><b>What changes in actions, services, and expenditures will be made as a result of reviewing past progress and/or changes to goals?</b></p>	<p>RSSP missed its target for "Parents believe school is a safe place for their children," as well as student feelings toward the safety of school. Part of the reason for this drop could be attributed to new methodology for surveying, but we are not allowing ourselves to use this as an excuse. Subsequently, one of our biggest areas of investment is student safety. We have seen returns from our investments in school safety. Our students are responding well to PBIS curriculum, and in the coming school year, we plan to push our school core values to the next level by aligning all incentives and consequences to these values, creating normed definitions for each core value, and further building out students' understanding of each core value, how they can embody it, and why these character skills are important to being successful and happy members of their communities. Social-emotional learning is an ongoing process and we continue to invest in improving our program each year and expect to see improvements in student feelings toward safety next year.</p> <p>We have additional capital improvements budget for RSSP, as well and will work with parents and school staff to determine the best use of these funds. With an aging campus, we recognize the importance of staying on top of regular maintenance, as well as occasional large projects to not only increase the campus aesthetic but also address safety concerns as well. This summer, RSSP will receive electronic controlled access and a security fence in response to staff and parent concerns. We hope this will make our students feel safer at school as well.</p> <p>Finally, due to the benefits of investing in staff to support school operations (the BOM and support staff), we will continue investments in these areas next year. These staff are dedicated to ensuring RSSP runs smoothly and we will look to further increase their effectiveness and</p>		

look to improve the roles based on parent and staff feedback.

<b>Original GOAL from prior year LCAP:</b>	C. Improve proficiency in key content areas, overall and for key subgroups	<b>Related State and/or Local Priorities:</b> 1__ 2__ 3__ 4__ <u>x</u> 5__ 6__ 7__ 8__ <u>x</u> COE only: 9__ 10__ Local : Specify _____
--	--	---

<b>Goal Applies to:</b>	<b>Schools:</b> Rocketship Si Se Puede	<b>Applicable Pupil Subgroups:</b> All students
-------------------------	--	---

<b>Expected Annual Measurable Outcomes:</b>	CAASPP Proficiency Rates				<b>Actual Annual Measurable Outcomes:</b>	Results unavailable
		CY - 2015-16				
		ELA	M	S		
	<b>CAASPP Overall</b>	31	45	19		
	<b>CAASPP EL</b>	21	28	7		
	<b>CAASPP SPED</b>	8	15	1		
<b>CAASPP SED</b>	28	43	20			

**LCAP Year: 2015-16**

Planned Actions/Services		Actual Actions/Services	
	Budgeted Expenditures		Estimated Actual Annual Expenditures
C-1. As described in support of Goal A above, Rocketship Si Se Puede's instructional model will be grounded in research based, Common Core aligned curriculum. It is through the combination of these standards and curriculum with key instructional strategies that we will move all of our students towards proficiency in key content areas. As described in section 1, RSSP's key instructional practices include personalization, blended learning, data-driven instruction, Response to Intervention and teacher specialization. All students, including our Special Education students, access and benefit from this instructional model as Rocketship Si Se Puede operates an inclusion model. In particular, our Special Education students benefits from our RtI model in which they receive additional Tier II and Tier III tutoring from the general	\$66,053 (Supplemental and Concentration Funds)	Rocketship Si Se Puede used a variety of curricula, both print and digital. New copies of Leveled Libraries were purchased for the Learning Labs, increasing each student's opportunity to read grade and proficiency-specific materials.  RSSP utilizes a suite of OLPs to reach students at every level and cover topics in math, literacy and typing. Math OLPs include ST Math, Dreambox and iReady. Our literacy OLPs are Lexia, myON, and iReady. We use Typing Club to teach student typing. The expenditures in this category were used to purchase licenses for the school year. All curriculum purchases are Common Core-aligned.	\$56,773 (Supplemental and Concentration Funds)

<p>education, special education, Learning Lab and paraprofessional staff. In addition, our adaptive Online Learning Programs are able to adapt to each student's level, ensuring that all aspects of our instructional program are appropriately differentiated for our Special Education students.</p> <p>Budget Allocation: Core Curriculum, Leveled Libraries, Online Learning Programs</p>		<p>Actual expenditures were less than budgeted expenditures because RSSP made a significant investment in Online Learning Programs last year.</p>	
<p><b>Scope of service:</b> School-wide</p>		<p><b>Scope of service:</b> School-wide</p>	
<p><input checked="" type="checkbox"/> ALL</p>		<p><input checked="" type="checkbox"/> ALL</p>	
<p>OR:  <input type="checkbox"/> Low Income pupils <input type="checkbox"/> English Learners  <input type="checkbox"/> Foster Youth <input type="checkbox"/> Redesignated fluent English proficient  <input type="checkbox"/> Other Subgroups:(Specify)_____</p>		<p>OR:  <input type="checkbox"/> Low Income pupils <input type="checkbox"/> English Learners  <input type="checkbox"/> Foster Youth <input type="checkbox"/> Redesignated fluent English proficient  <input type="checkbox"/> Other Subgroups:(Specify)_____</p>	
<p>C-2. Our goal is to help our EL students make rapid progress out of levels 1 and 2 and into levels 3 and higher on the CELDT Assessment. We believe that the most effective instructional approach for a school with a high EL population is to embed ELD principles in all aspects of the curriculum and to teach explicit ELD during a portion of the day. To embed ELD principles across all subjects, we work with Project GLAD (Guided Language Acquisition Design) to teach our teachers methods to provide additional instructional support to EL students. Our explicit ELD will focus on developing oral language, grammatical constructs and academic vocabulary in English. This period will take place during the Humanities block when EL students may be leveled by English fluency and provided with explicit ELD instruction. In the RtI tutoring program, ELs who are not making Significant Gains may receive Literacy instruction as well as ELD as appropriate. Special Education students who are also ELs may have a particularly challenging time acquiring English language. In these cases, we provide Tier II and Tier III tutoring in small group or 1:1 settings.</p> <p>Budget Allocation: Staff Training (GLAD)</p>	<p>\$5,000 (Title III)</p>	<p>RSSP continues to partner with Project GLAD to ensure all teachers are trained on the GLAD strategies for ELD instruction and are familiar with the new ELD framework developed by the CDE. These practices are embedded in all parts of instruction so that the 59% of RSSP students who are ELs always engage in appropriate and accessible instruction.</p> <p>Rocketship Si Se Puede provides GLAD training to any new staff members who have not already attended the 6 day training. RSSP had several new staff members with no previous GLAD training and therefore exceeded its budget in this area.</p>	<p>\$5,375 Title III</p>
<p><b>Scope of service:</b> School-wide</p>		<p><b>Scope of service:</b> School-wide</p>	
<p><input type="checkbox"/> ALL</p>		<p><input type="checkbox"/> ALL</p>	
<p>OR:</p>		<p>OR:</p>	

<input type="checkbox"/> Low Income pupils <input checked="" type="checkbox"/> English Learners <input type="checkbox"/> Foster Youth <input type="checkbox"/> Redesignated fluent English proficient <input type="checkbox"/> Other Subgroups:(Specify)_____		<input type="checkbox"/> Low Income pupils <input checked="" type="checkbox"/> English Learners <input type="checkbox"/> Foster Youth <input type="checkbox"/> Redesignated fluent English proficient <input type="checkbox"/> Other Subgroups:(Specify)_____	
<p><b>C-3. Maintain Class Size Reduction</b>  Teachers are the most critical ingredient for success at Rocketship. Students receive personalized instruction through targeted small group instruction and effective whole group instruction led by highly qualified teachers. In order to deepen the impact of our teachers and further personalize instruction, we will be maintaining class size reductions originally initiated in the 2014-15 school year. This class size reduction enables teachers to pull even smaller groups for small group instruction. The reduction will also be particularly beneficial for our Special Education and English Learner populations who will have more frequent access small group instruction and will learn in even smaller, more targeted group settings.</p> <p><b>Budgetary Impact:</b> Maintain Class Size Reduction</p>	<p>\$223,207  (Supplemental and Concentration Funds)</p>	<p>In 2014-15, RSSP reduced class sizes by an average of 2 students per class by admitting fewer new students and by refraining from backfilling departures in the upper grades. In 2015-16, we were committed to maintaining these reductions. We continue to see more personalized attention for students, more targeted small group groupings and less congestion during peak events such as the morning launch ritual, hallway transitions, lunch, recess and enrichment. Parents appreciate the smaller class sizes as well and show interest in maintaining these reductions.</p> <p>RSSP is committed to maintaining class size reductions in the 2016-17 school year. The budgetary impact was less than projected; we have updated our 2016-17 budget to reflect this.</p>	<p>\$162,664  (Supplemental and Concentration Funds)</p>
<p><b>Scope of service:</b> School-wide</p> <p><input checked="" type="checkbox"/> ALL</p>		<p><b>Scope of service:</b> School-wide</p> <p><input checked="" type="checkbox"/> ALL</p>	
<p>OR:</p> <input type="checkbox"/> Low Income pupils <input type="checkbox"/> English Learners <input type="checkbox"/> Foster Youth <input type="checkbox"/> Redesignated fluent English proficient <input type="checkbox"/> Other Subgroups:(Specify)_____		<p>OR:</p> <input type="checkbox"/> Low Income pupils <input type="checkbox"/> English Learners <input type="checkbox"/> Foster Youth <input type="checkbox"/> Redesignated fluent English proficient <input type="checkbox"/> Other Subgroups:(Specify)_____	
<p><b>What changes in actions, services, and expenditures will be made as a result of reviewing past progress and/or changes to goals?</b></p>	<p>Our Personalized Learning model is the cornerstone of Rocketship Si Se Puede’s educational program, but as technology and research on effective practices grows, RSSP is committed to adapting our programs. Now that the CCSS-transition is complete and teachers are comfortable with the curriculum, we are looking forward to investing more resources in innovating our personalized learning model next year, which includes modifying our OLP suite as necessary.</p> <p>Rocketship continues to see great benefits from our partnership with Project GLAD for ELD training for teachers. Our teachers regularly cite this as highly influential to their daily practices in the classroom and their growth as professionals. We will continue to invest in GLAD training for new staff and invest our time in deepening our understanding of the ELD framework. Since we have seen through CAASPP results that despite performing well against their California peers, our EL students still lag behind their non-EL counterparts. We have budgeted additional funds for ongoing PD targeted at Literacy teachers.</p> <p>LCFF funding has allowed us to maintain class-size reductions first implemented three years ago. Over this period, the school environment is less congested and staff are better able to address problems with fewer students. Parents have noticed these improvements and twice as</p>		

many parents selected "maintaining small class sizes" in a parent survey than the next highest option going forward to the 2015-17 school year. Our teachers similarly note that they are better able to reach all students in their classes and have had fewer classroom disruptions since class size reductions took effect. Teachers are note that increasing instructional supplies, particularly technology access, as a high priority. Nearly one-third of staff noted that increasing Chromebooks is one of their top-3 priorities for next year.

<b>Original GOAL from prior year LCAP:</b>	D. Build teacher capacity to support timely reclassification.	<b>Related State and/or Local Priorities:</b> 1__ 2__ 3__ 4_x 5__ 6__ 7__ 8__ COE only: 9__ 10__ Local : Specify _____
--	---	---

<b>Goal Applies to:</b>	<b>Schools:</b> Rocketship Si Se Puede	<b>Applicable Pupil Subgroups:</b> All students
-------------------------	--	---

<b>Expected Annual Measurable Outcomes:</b>	(i) Reclassification rate: 7.8% (ii) Annual progress on CELDT (AMAO 1): 79.6%	<b>Actual Annual Measurable Outcomes:</b>	Results unavailable
---	--	---	---------------------

**LCAP Year: 2015-16**

Planned Actions/Services		Actual Actions/Services	
	Budgeted Expenditures		Estimated Actual Annual Expenditures
<p>D-1. As described in support of Goal A above, Rocketship Si Se Puede’s instructional model will be grounded in research based, Common Core aligned curriculum. It is through the combination of these standards and curriculum with key instructional strategies that we will move all of our students towards proficiency in key content areas. As described in section 1, RSSP’s key instructional practices include personalization, blended learning, data-driven instruction, Response to Intervention and teacher specialization. All students, including our Special Education students, access and benefit from this instructional model as Rocketship Si Se Puede operates an inclusion model. In particular, our Special Education students benefits from our RtI model in which they receive additional Tier II and Tier III tutoring from the general education, special education, Learning Lab and paraprofessional staff. In addition, our adaptive Online Learning Programs are able to adapt to each student’s level, ensuring that all aspects of our instructional program are appropriately differentiated for our Special Education</p>	See C-1	<p>Rocketship Si Se Puede used a variety of curricula, both print and digital. New copies of Leveled Libraries were purchased for the Learning Labs, increasing each student’s opportunity to read grade and proficiency-specific materials.</p> <p>RSSP utilizes a suite of OLPs to reach students at every level and cover topics in math, literacy and typing. Math OLPs include ST Math, Dreambox and iReady. Our literacy OLPs are Lexia, myON, and iReady. We use Typing Club to teach student typing. The expenditures in this category were used to purchase licenses for the school year. All curriculum purchases are Common Core-aligned.</p> <p>Actual expenditures were less than budgeted expenditures because RSSP made a significant investment in Online Learning Programs last year.</p>	See C-1

students.				
Budget Allocation: Core Curriculum, Leveled Libraries, Online Learning Programs, Response to Intervention				
<b>Scope of service:</b>	School-wide		<b>Scope of service:</b>	School-wide
__ ALL			__ ALL	
OR: __ Low Income pupils <input checked="" type="checkbox"/> English Learners __ Foster Youth __ Redesignated fluent English proficient __ Other Subgroups:(Specify)_____			OR: __ Low Income pupils __ English Learners __ Foster Youth __ Redesignated fluent English proficient __ Other Subgroups:(Specify)_____	
<p>D-2. Our goal is to help our EL students make rapid progress out of levels 1 and 2 and into levels 3 and higher on the CELDT Assessment. We believe that the most effective instructional approach for a school with a high EL population is to embed ELD principles in all aspects of the curriculum and to teach explicit ELD during a portion of the day. To embed ELD principles across all subjects, we work with Project GLAD (Guided Language Acquisition Design) to teach our teachers methods to provide additional instructional support to EL students. Our explicit ELD will focus on developing oral language, grammatical constructs and academic vocabulary in English. This period will take place during the Humanities block when EL students may be leveled by English fluency and provided with explicit ELD instruction. In the Rtl tutoring program, ELs who are not making Significant Gains may receive Literacy instruction as well as ELD as appropriate. Special Education students who are also ELs may have a particularly challenging time acquiring English language. In these cases, we provide Tier II and Tier III tutoring in small group or 1:1 settings.</p> <p>In addition to our core instructional strategies, we employ a number of essential actions in unique service of our EL students. Many of these actions, such as the GLAD professional development, are specifically designed to ensure EL students attain English proficiency and meet the same challenging content as other students.</p> <p>Budget Allocation: Staff Training (GLAD)</p>		See C-2	<p>RSSP continues to partner with Project GLAD to ensure all teachers are trained on the GLAD strategies for ELD instruction and are familiar with the new ELD framework developed by the CDE. These practices are embedded in all parts of instruction so that the 59% of RSSP students who are ELs always engage in appropriate and accessible instruction.</p> <p>Rocketship Si Se Puede provides GLAD training to any new staff members who have not already attended the 6 day training. RSSP had several new staff members with no previous GLAD training and therefore exceeded its budget in this area.</p>	See C-2



<b>Scope of service:</b>	School-wide		<b>Scope of service:</b>	School-wide	
<input type="checkbox"/> ALL			<input type="checkbox"/> ALL		
OR: <input type="checkbox"/> Low Income pupils <input checked="" type="checkbox"/> English Learners <input type="checkbox"/> Foster Youth <input type="checkbox"/> Redesignated fluent English proficient <input type="checkbox"/> Other Subgroups:(Specify) _____			OR: <input type="checkbox"/> Low Income pupils <input type="checkbox"/> English Learners <input type="checkbox"/> Foster Youth <input type="checkbox"/> Redesignated fluent English proficient <input type="checkbox"/> Other Subgroups:(Specify) _____		
<b>D-3. Maintain Class Size Reduction</b> Teachers are the most critical ingredient for success at Rocketship. Students receive personalized instruction through targeted small group instruction and effective whole group instruction led by highly qualified teachers. In order to deepen the impact of our teachers and further personalize instruction, we will be maintaining class size reductions originally initiated in the 2014-15 school year. This class size reduction enables teachers to pull even smaller groups for small group instruction. The reduction will also be particularly beneficial for our Special Education and English Learner populations who will have more frequent access small group instruction and will learn in even smaller, more targeted group settings.  <b>Budgetary Impact:</b> Maintain Class Size Reduction		See C-3	In 2014-15, RSSP reduced class sizes by an average of 2 students per class by admitting fewer new students and by refraining from backfilling departures in the upper grades. In 2015-16, we were committed to maintaining these reductions. We continue to see more personalized attention for students, more targeted small group groupings and less congestion during peak events such as the morning launch ritual, hallway transitions, lunch, recess and enrichment. Parents appreciate the smaller class sizes as well and show interest in maintaining these reductions.  RSSP is committed to maintaining class size reductions in the 2016-17 school year. The budgetary impact was much greater than projected; we have updated our 2016-17 budget to reflect this.		See C-3
<b>Scope of service:</b>	School-wide		<b>Scope of service:</b>	School-wide	
<input type="checkbox"/> ALL			<input type="checkbox"/> ALL		
OR: <input type="checkbox"/> Low Income pupils <input checked="" type="checkbox"/> English Learners <input type="checkbox"/> Foster Youth <input type="checkbox"/> Redesignated fluent English proficient <input type="checkbox"/> Other Subgroups:(Specify) _____			OR: <input type="checkbox"/> Low Income pupils <input type="checkbox"/> English Learners <input type="checkbox"/> Foster Youth <input type="checkbox"/> Redesignated fluent English proficient <input type="checkbox"/> Other Subgroups:(Specify) _____		
<b>What changes in actions, services, and expenditures will be made as a result of reviewing past progress and/or changes to goals?</b>		<p>Our Personalized Learning model is the cornerstone of Rocketship Si Se Puede’s educational program, but as technology and research on effective practices grows, RSSP is committed to adapting our programs. Now that the CCSS-transition is complete and teachers are comfortable with the curriculum, we are looking forward to investing more resources in innovating our personalized learning model next year, which includes modifying our OLP suite as necessary. These investments particularly benefit our ELs by being able to offer them material at their level of English proficiency.</p> <p>Rocketship continues to see great benefits from our partnership with Project GLAD for ELD training for teachers. Our teachers regularly cite this as highly influential to their daily practices in the classroom and their growth as professionals. We will continue to invest in GLAD</p>			

training for new staff and invest our time in deepening our understanding of the ELD framework. Since we have seen through CAASPP results that despite performing well against their California peers, our EL students still lag behind their non-EL counterparts. We have budgeted additional funds for ongoing PD targeted at Literacy teachers.

LCFF funding as allowed us to maintain class-size reductions first implemented three years ago. Over this period, the school environment is less congested and staff are better able to address problems with fewer students. Parents have noticed these improvements and twice as many parents selected "maintaining small class sizes" in a parent survey than the next highest option going forward to the 2016-17 school year. Our teachers similarly note that they are better able to reach all students in their classes and have had fewer classroom disruptions since class size reductions took effect. We plan on maintaining these reductions as funding allows. Teachers are note that increasing instructional supplies, particularly technology access, as a high priority. Nearly one-third of staff noted that increasing Chromebooks is one of their top-3 priorities for next year. Our ELs particularly benefit from reduced class sizes because they have more personal attention from both their classroom teachers and during any small-group tutoring they may receive in the Learning Lab.

<b>Original GOAL from prior year LCAP:</b>	E. Parents and children are engaged and committed to their education	<b>Related State and/or Local Priorities:</b> 1__ 2__ 3__x 4__ 5__x 6__ 7__ 8__ COE only: 9__ 10__ Local : Specify _____
--	--	---

<b>Goal Applies to:</b>	<b>Schools:</b> Rocketship Si Se Puede	<b>Applicable Pupil Subgroups:</b> All students
-------------------------	--	---

<b>Expected Annual Measurable Outcomes:</b>	Frequency of Parent-teacher conferences: at least 3x/year Frequency of community meetings: at least 5 meetings/year Parents are satisfied with the relationship with their child's teachers: 76% School ADA: >95% % of Chronic absenteeism (missing 18+ days of school): 11.44%	<b>Actual Annual Measurable Outcomes:</b>	Frequency of Parent-teacher conferences: at least 3x/year: 3 conferences Frequency of community meetings: at least 5 meetings/year: 7 meetings Parents are satisfied with the relationship with their child's teachers: 90% School ADA: 95.6% % of Chronic absenteeism (missing 18+ days of school): 12.61%
---	---	---	---

**LCAP Year: 2015-16**

Planned Actions/Services		Actual Actions/Services	
	Budgeted Expenditures		Estimated Actual Annual Expenditures
E-1. Parent involvement is critical to the academic success of Rocketship Si Se Puede students and the overall success of RSSP. Rocketship Si Se Puede already has key strategies of parent engagement including: <ul style="list-style-type: none"> <li>• <b>Parent leaders.</b> These individuals will help lead various activities at school as well as be key liaisons within the community</li> </ul>	\$7,280 (Other)	Parent engagement is one of the cornerstones of Rocketship Si Se Puede educational plan. RSSP provides frequent opportunities for parents to engage with school staff. In 2015-16, RSSP has hosted/schedule to host 7 community meetings and parent coffees, averaging at least one opportunity per month for parents to interact with Principal Shinh. Additionally, RSSP has hosted back to school nights, Just for Fun nights, night, exhibition nights, a food for families food drive, and multiple	\$7,641

<ul style="list-style-type: none"> <li>• <b>School community events.</b> These events include community meetings, exhibition nights, and other school events. A high percentage of participation demonstrates a deep parent engagement and commitment to Rocketship Si Se Puede.</li> <li>• <b>Parent volunteers.</b> Rocketship Si Se Puede parents will be encouraged to volunteer at the schools to help tighten the link between the families and the school as well as assist RSSP teachers and staff with various school operations. These activities will vary widely but will include classroom assistance, translating documents, administrative assistance, and assisting in special school events.</li> </ul> <p>Having families deeply engaged in a school community benefits all students. For our Special Education students, this deep connection and frequent contact enables school staff to better align services, respond to students' changing needs and support families to provide instructional and behavioral coaching at home</p> <p>Budget Allocation: Parent Appreciation &amp; Material</p>		<p>rounds of parent conferences. In this way, RSSP encourages frequent connection of families to staff, families to each other, and the school community to the greater neighborhood community. Parents frequently lead these efforts along with school staff, thereby building their own skills as community leaders.</p> <p>RSSP is on track to stay within budget for this line item. Funds have been used for refreshments at community meetings, programming during many evening events and parent appreciation gifts.</p>																									
<table border="1"> <tr> <td data-bbox="105 722 367 795"><b>Scope of service:</b></td> <td data-bbox="367 722 814 795">School-wide</td> </tr> <tr> <td colspan="2" data-bbox="105 795 814 836"><input checked="" type="checkbox"/> ALL</td> </tr> <tr> <td colspan="2" data-bbox="105 836 814 876">OR:</td> </tr> <tr> <td colspan="2" data-bbox="105 876 814 917"><input type="checkbox"/> Low Income pupils <input type="checkbox"/> English Learners</td> </tr> <tr> <td colspan="2" data-bbox="105 917 814 958"><input type="checkbox"/> Foster Youth <input type="checkbox"/> Redesignated fluent English proficient</td> </tr> <tr> <td colspan="2" data-bbox="105 958 814 987"><input type="checkbox"/> Other Subgroups:(Specify) _____</td> </tr> </table>	<b>Scope of service:</b>	School-wide	<input checked="" type="checkbox"/> ALL		OR:		<input type="checkbox"/> Low Income pupils <input type="checkbox"/> English Learners		<input type="checkbox"/> Foster Youth <input type="checkbox"/> Redesignated fluent English proficient		<input type="checkbox"/> Other Subgroups:(Specify) _____			<table border="1"> <tr> <td data-bbox="1039 722 1291 795"><b>Scope of service:</b></td> <td data-bbox="1291 722 1753 795">School-wide</td> </tr> <tr> <td colspan="2" data-bbox="1039 795 1753 836"><input type="checkbox"/> ALL</td> </tr> <tr> <td colspan="2" data-bbox="1039 836 1753 876">OR:</td> </tr> <tr> <td colspan="2" data-bbox="1039 876 1753 917"><input type="checkbox"/> Low Income pupils <input type="checkbox"/> English Learners</td> </tr> <tr> <td colspan="2" data-bbox="1039 917 1753 958"><input type="checkbox"/> Foster Youth <input type="checkbox"/> Redesignated fluent English proficient</td> </tr> <tr> <td colspan="2" data-bbox="1039 958 1753 987"><input type="checkbox"/> Other Subgroups:(Specify) _____</td> </tr> </table>	<b>Scope of service:</b>	School-wide	<input type="checkbox"/> ALL		OR:		<input type="checkbox"/> Low Income pupils <input type="checkbox"/> English Learners		<input type="checkbox"/> Foster Youth <input type="checkbox"/> Redesignated fluent English proficient		<input type="checkbox"/> Other Subgroups:(Specify) _____		
<b>Scope of service:</b>	School-wide																										
<input checked="" type="checkbox"/> ALL																											
OR:																											
<input type="checkbox"/> Low Income pupils <input type="checkbox"/> English Learners																											
<input type="checkbox"/> Foster Youth <input type="checkbox"/> Redesignated fluent English proficient																											
<input type="checkbox"/> Other Subgroups:(Specify) _____																											
<b>Scope of service:</b>	School-wide																										
<input type="checkbox"/> ALL																											
OR:																											
<input type="checkbox"/> Low Income pupils <input type="checkbox"/> English Learners																											
<input type="checkbox"/> Foster Youth <input type="checkbox"/> Redesignated fluent English proficient																											
<input type="checkbox"/> Other Subgroups:(Specify) _____																											
<p><b>E-2. Enrichment Coordinators</b></p> <p>Enrichment is a critical component of a students' education at Rocketship. In addition to aligning with CCSS standards, time spent in the Enrichment Center provides students with fun and engaging activities that increase their focus and commitment during core instruction. The Enrichment Center Coordinators provide students with the opportunity to engage in physical education, art, and various other enrichment activities. The Coordinators play a critical role in strengthening school culture. Importantly, enrichment also provides an opportunity for students to excel and show off talents that may not be immediately apparent in a general education setting. For our Special Education students, this can be an especially motivating and engaging portion of their day.</p>	<p>\$129,171</p> <p>(Supplemental and Concentration Funding)</p>	<p>Rocketship Si Se Puede offered art, science/gardening and physical education enrichment options. Students and parents report high satisfaction with these offerings. Additionally, once a month, RSSP has Los Dichos sessions. Los Dichos is a literature-based program emphasizing stories of Latino origin. This expands students' knowledge of Spanish, as well.</p> <p>RSSP was under budget for Enrichment because the school had to reduce the number of ECCs from 4 to 3 due to budgetary concerns. Next year, we hope to restore the fourth position or budget other funds to improving enrichment supplies.</p>	<p>\$119,462</p> <p>(Supplemental and Concentration Funding)</p>																								

Budget Allocation: Enrichment Coordinators				
<b>Scope of service:</b>	School-wide		<b>Scope of service:</b>	School-wide
<input checked="" type="checkbox"/> ALL			<input checked="" type="checkbox"/> ALL	
OR: <input type="checkbox"/> Low Income pupils <input type="checkbox"/> English Learners <input type="checkbox"/> Foster Youth <input type="checkbox"/> Redesignated fluent English proficient <input type="checkbox"/> Other Subgroups:(Specify)_____			OR: <input type="checkbox"/> Low Income pupils <input type="checkbox"/> English Learners <input type="checkbox"/> Foster Youth <input type="checkbox"/> Redesignated fluent English proficient <input type="checkbox"/> Other Subgroups:(Specify)_____	
<b>E-3. Increase Field Trip Budget</b> Field Trips provide an important opportunity to both deepen students' learning and increase engagement. Many of the field trips taken are science and/or social studies related, enabling teachers to integrate the learning into their thematic units back in the classroom. In addition, parents often attend field trips with their students, thereby increasing parental engagement as well.  Budget Allocation: Field Trips		\$33,000 (Supplemental and Concentration Funding)	RSSP students were able to go on many field trips due to the investment in this area. Examples of field trips RSSP students attended were the Tech Museum, San Jose History Museum, the Pumpkin Patch for Kinder students, the California Academy of Sciences and the Aquarium. Field trips allow students to apply concepts learned in class to the real world, as well as expanding both the content and geographic area to which our students are exposed. The cornerstone of our field trip program is fourth and fifth grade overnight trips. Our fourth graders attend Vida Verde for an overnight science trip. Our fifth graders take part in a week long science camp at Yosemite. For many of our students, this trip is often the first time they spend significant time away from their homes, preparing them for middle school the following year.  We were under budget because we were able to utilize discounts for Title I schools.	\$27,306 (Supplemental and Concentration Funding)
<b>Scope of service:</b>	School-wide		<b>Scope of service:</b>	School-wide
<input checked="" type="checkbox"/> ALL			<input checked="" type="checkbox"/> ALL	
OR: <input type="checkbox"/> Low Income pupils <input type="checkbox"/> English Learners <input type="checkbox"/> Foster Youth <input type="checkbox"/> Redesignated fluent English proficient <input type="checkbox"/> Other Subgroups:(Specify)_____			OR: <input type="checkbox"/> Low Income pupils <input type="checkbox"/> English Learners <input type="checkbox"/> Foster Youth <input type="checkbox"/> Redesignated fluent English proficient <input type="checkbox"/> Other Subgroups:(Specify)_____	
<b>E-4. Office Manager</b>  Rocketship's Office Managers are the face of the school to students and families. Office Managers oversee much of the communication that goes directly to families and coordinate many parent engagement efforts, including parent volunteerism and community events. Office		\$77,104 (Supplemental and Concentration Funding)	The Office Manager is often the face of RSSP. The first contact when entering the office, the OM has many roles and maintaining funding for this position is crucial to the success of the school. In addition to coordinating enrollment and parent engagement, our OMs have added responsibility this year for coordinating Immigrant family supports. Further, as controlled access was installed, all Visitors must go through the OM, increasing the importance of this role for keeping the campus	\$70,926 (Supplemental and Concentration Funding)

<p>Managers are critical to our efforts to engage families in their children's learning and the school community.</p> <p>Budget Allocation: Office Manager</p>		<p>safe as well.</p> <p>We were slightly under budget because our OM is newer and had a lower starting salary.</p>	
<p><b>Scope of service:</b></p>	<p>School-wide</p>	<p><b>Scope of service:</b></p>	<p>School-wide</p>
<p><input checked="" type="checkbox"/> ALL</p>		<p><input checked="" type="checkbox"/> ALL</p>	
<p>OR:</p> <p><input type="checkbox"/> Low Income pupils <input type="checkbox"/> English Learners</p> <p><input type="checkbox"/> Foster Youth <input type="checkbox"/> Redesignated fluent English proficient</p> <p><input type="checkbox"/> Other Subgroups:(Specify) _____</p>		<p>OR:</p> <p><input type="checkbox"/> Low Income pupils <input type="checkbox"/> English Learners</p> <p><input type="checkbox"/> Foster Youth <input type="checkbox"/> Redesignated fluent English proficient</p> <p><input type="checkbox"/> Other Subgroups:(Specify) _____</p>	
<p><b>What changes in actions, services, and expenditures will be made as a result of reviewing past progress and/or changes to goals?</b></p>	<p>RSSP met each of its goals for this section with the exception of decreasing chronic absenteeism. School Leaders are working with parents to get to the root causes of student absences and look to improve upon this next year. Rocketship Si Se Puede increased the formal role of parent engagement this year. While always promoting active participation by parents in their child's education, this year RSSP added new responsibilities to the School Site Council. The SSC met four times, and for the first time ever, provided a formal recommendation to Rocketship for how LCFF S+C funds should be used. Parents have been excited by these changes and feel more empowered not only in their child's education, but the public education system as a whole.</p> <p>Student engagement valued heavily by the School Site Council. The SSC voted to both increase enrichment offerings and field trips as budget allows. We are working with parents, students and staff to determine which courses, in addition to physical education, are of greatest interest and need for our students. We believe this added variety will help continue to engage students year over year. One particular interest in Spanish. It is our hope that either through Enrichment or continued Los Dichos participation that our students are exposed to Spanish language and culture. Our investments last year have paid off and we met our goals for both ADA and chronic absenteeism, including a 7 point improvement in chronic absenteeism. We will invest an additional \$15,000 in Enrichment to help meet these goals.</p> <p>As a result of a recommendation from the School Site Council, we will add \$10,000 to the Field Trip budget for 2016-17. We hope that we will be able to subsidizing field trip costs at a higher rate, as well as provide more high quality field trip offerings to Si Se Puede students. One-third of parents voted to maintain field trip funding and our School Site Council recommended increasing the allocation as the budget allows. We hope that by increasing enrichment and field trip offerings, our students will be more motivated to attend school and the number of absences will decrease.</p>		

**Complete a copy of this table for each of the LEA's goals in the prior year LCAP. Duplicate and expand the fields as necessary.**

### Section 3: Use of Supplemental and Concentration Grant funds and Proportionality

- A. In the box below, identify the amount of funds in the LCAP year calculated on the basis of the number and concentration of low income, foster youth, and English learner pupils as determined pursuant to 5 CCR 15496(a)(5).

Describe how the LEA is expending these funds in the LCAP year. Include a description of, and justification for, the use of any funds in a districtwide, schoolwide, countywide, or charterwide manner as specified in 5 CCR 15496.

For school districts with below 55 percent of enrollment of unduplicated pupils in the district or below 40 percent of enrollment of unduplicated pupils at a schoolsite in the LCAP year, when using supplemental and concentration funds in a districtwide or schoolwide manner, the school district must additionally describe how the services provided are the most effective use of funds to meet the district's goals for unduplicated pupils in the state and any local priority areas. (See 5 CCR 15496(b) for guidance.)

Total amount of Supplemental and Concentration grant funds calculated:

\$ 1,266,365

Rocketship Si Se Puede is located in Alum Rock School District where the enrollment of unduplicated pupils is above 55%. As a result, RSSP qualifies for supplemental and concentration funding. RSSP is expected to have an unduplicated pupil population of 94%. RSSP's estimated supplemental and concentration grant for 2016-17 is expected to be \$1,266,365. The majority of the school's population is low income, where many of these school-wide initiatives will be a great benefit to these low income students. The use of supplemental and concentration funds, while school-wide initiatives, are particularly beneficial for Rocketship Si Se Puede's unduplicated population as follows:

- **Personalized Learning.** Rocketship Si Se Puede's instructional model is built on the foundation of personalization. Our unduplicated students, in particular, benefit from our investments in the Learning Labs and RtI curriculum because our model ensures each student is receiving daily instruction specific to his or her needs. Through our suite of Online Learning Programs and Leveled Libraries, each student is exposed to material at his or her level each day. Investments in Chromebooks and related materials with our LCFF funds are used to maintain our Learning Labs and creating a positive academic environment for all students, particularly our unduplicated students who are most at-risk of failing.
- **Class size reduction.** Rocketship Si Se Puede's instructional model is built on the foundation of personalization. We believe that targeted small group instruction and 1:1 tutoring are the most effective ways to ensure that all students are moving towards proficiency. For our unduplicated population, and particularly our EL students and Special Education students, targeted small group instruction

ensures that a student is able to receive specific language instruction and they are able to further develop their language proficiency through re-tells, explicit vocabulary lessons, and a small group focus on letters, word patterns, spelling, blends, sounds, etc. In addition, during small group guided reading time, staff will provide an EL center, which will be focused on specific language activities (picture cards, writing, vocabulary development, etc.) that are targeted to specific categories of students based on level of progress. By reducing class size, we will ensure that our unduplicated population receive even smaller group instruction and increased attention from their highly-qualified teacher.

- **Classroom libraries.** Rocketship Si Se Puede invests in culturally relevant literature to ensure our libraries are both accessible and engaging to students of all backgrounds and at all reading levels. For EL students, this can be particularly motivating and a useful strategy to engage reluctant or struggling readers. These expanded libraries will also enable us to loan out books for students to take home, so that families who cannot afford at-home reading material can support reading and language acquisition efforts at home.
- **Increased support staff.** We know that our unduplicated population, and particularly our socio-economically disadvantaged students, can benefit from a high level of engagement with positive adult relationships throughout their school day. This investment in additional support staff will ensure that during critical transition points such as arrival, dismissal, lunch and recess, our unduplicated population is supported by adults who are ensuring they are provided with a safe and welcoming environment throughout the day.
- **Business Operations Manager.** The BOM oversees the daily operations of the school and oversees key processes such as breakfast, lunch, arrival and dismissal. As such, the BOM interacts with all students and families at the school and therefore plays a critical role in setting and upholding the culture of the school. The BOM is also responsible for maintaining the safety and positive culture of all common spaces. All students, including unduplicated students, benefit from a school environment that is safe, welcoming, and efficiently run.
- **Building repairs.** Students need a safe, clean, and welcoming school environment that functions well so that staff's energy is put towards providing an excellent education and not towards mitigating challenges with the facility. By making strategic investments to repair damages to the building, invest in upgrades, our unduplicated students will enjoy a school that runs smoothly and efficiently and preserves time for instruction. This includes both regular maintenance and capital improvements.
- **Teacher professional development.** All students benefit from highly trained and highly motivated teachers. RSSP invests heavily in teacher professional development through extensive summer PD. Additionally, over 200 hours during the school year will be devoted to PD through Thursday minimum days. All students, including unduplicated students, benefit from this investment. Further, these

professional development opportunities are geared towards content most relevant to our unduplicated population, including Spanish language immersion, teaching in a special education inclusion model, and advanced EL instruction. The costs for this additional PD time is covered by supplemental and concentration funds.

- **Coaching.** Because of Rocketship's unique model, we invest in ensuring that our teachers are comfortable with the rotational model as well as effectively teaching a high percentage of unduplicated students. Principals and Assistant Principals provide customized, targeted one-on-one coaching to each teacher. This is typically about three hours per week to support our newest teachers and less as staff become more comfortable. This particularly benefits our unduplicated students who need unique attention and specialized teaching methods.
- **Data-driven instruction.** Because of the importance of data to our RtI model, RSSP will be a data-driven school. Students are assessed using CAASSP, NWEA MAP, STEP and CELDT. Staff are trained on how to interpret test data, and are engaged in critical analysis of the data quarterly during data days. This helps teachers determine how the school can address any performance deficiencies or negative data trends. The data analysis will be tied to professional development on instruction, so that teachers can enhance their understanding of student performance in light of normative data, and modify their instructional designs accordingly. In this way, staff will continuously be challenged to rethink current pedagogical practices to meet the changing needs of students. Our focus on continual assessment and modification of instructional practices helps our EL and special education students in particular as their needs are addressed quickly and with data-backed reasoning.
- **Enrichment coordinator.** Enrichment is a critical component of our unduplicated students' education. In addition to aligning with CCSS standards, time spent in the Enrichment Center provides students with fun and engaging activities that increase their focus and commitment during core instruction. The Enrichment Center Coordinators provide students with the opportunity to engage in physical education, art, and various other enrichment activities that our unduplicated students may not otherwise be able to access. The Coordinators play a critical role in strengthening school culture. RSSP will bring in outside consultants, such as gardening, to teach students skills beyond the areas of expertise of the Enrichment Center Coordinators.
- **Field trips.** Field trips provide an important opportunity to both deepen students' learning and increase engagement. Many of the field trips taken will be science and/or social studies related, enabling teachers to integrate the learning into their thematic units back in the classroom. In addition, parents often attend field trips with their students, thereby increasing parental engagement as well. Importantly, field trips provide real-life experiences that our unduplicated students may not otherwise experience, enriching their education and creating engaging learning opportunities. Our fifth grade students will attend a week-long camp near Yosemite National



Park, exposing many of our unduplicated students to nature for the first time.

- B. In the box below, identify the percentage by which services for unduplicated pupils must be increased or improved as compared to the services provided to all pupils in the LCAP year as calculated pursuant to 5 CCR 15496(a).

Consistent with the requirements of 5 CCR 15496, demonstrate how the services provided in the LCAP year for low income pupils, foster youth, and English learners provide for increased or improved services for these pupils in proportion to the increase in funding provided for such pupils in that year as calculated pursuant to 5 CCR 15496(a)(7). An LEA shall describe how the proportionality percentage is met using a quantitative and/or qualitative description of the increased and/or improved services for unduplicated pupils as compared to the services provided to all pupils.

32	%
----	---

Si Se Puede's supplemental and concentration grant expenditures in 2015-16 is expected to be \$1,106,417. The estimated supplemental and concentration grant funding for RSSP in 2015-16 is estimated to be \$1,266,365 which is a 14% increase from this year or \$159,948 in additional funding for our unduplicated pupils. Services for unduplicated students must increase by 32%.

Maintaining class size reduction and staffing investments are the primary contributors in increased services as a result of increased funding. Since 2013-14, we have enjoyed an average class size of two fewer students as a result of LCFF funding. We intend to maintain this 28:1 ratio as funding allows. RSSP's instructional model is built on the foundation of personalization. We believe that targeted small group instruction and 1:1 tutoring are the most effective ways to ensure that all students are moving towards proficiency. For our unduplicated population, and particularly our EL students, targeted small group instruction ensures that a student is able to receive specific language instruction and they are able to further develop their language proficiency through re-tells, explicit vocabulary lessons, and a small group focus on letters, word patterns, spelling, blends, sounds, etc. Our investment in personalized learning, through our Learning Labs, which include adaptive online learning programs, technology and leveled libraries, makes state-of-the-art instructional tools available to our students who need it most. In addition, during small group guided reading time, staff will provide an EL center, which will be focused on specific language activities (picture cards, writing, vocabulary development, etc.) that are targeted to specific categories of students based on level of progress. By reducing class size, we will ensure that our unduplicated population receives even smaller group instruction and increased attention from their highly qualified teacher. The commitment to data-driven instruction at RSSP, through continual assessment and teacher data training, ensures that our efforts in the Learning Lab and small group instruction are effective. By collecting and analyzing data, we are able to determine in which areas our students are excelling and in which areas they need additional help. Additionally, RSSP will invest in our enrichment center coordinators, support staff and business operations, to ensure greater oversight of student activities, leading to a safer and more welcoming environment for all students. In

addition, students will have access to greater selection of enrichment offerings. Our investments in classroom libraries, instructional supplies, student computers, and field trips are of particular benefit to our unduplicated students, as they would typically not be able to access such materials or experiences on their own. Many of our unduplicated students do not have access to robust home libraries or home computers so these additional investments provide students with services they would otherwise not access.

## **LOCAL CONTROL AND ACCOUNTABILITY PLAN AND ANNUAL UPDATE APPENDIX**

For the purposes of completing the LCAP in reference to the state priorities under Education Code sections 52060 and 52066, the following shall apply:

(a) "Chronic absenteeism rate" shall be calculated as follows:

(1) The number of pupils with a primary, secondary, or short-term enrollment during the academic year (July 1 – June 30) who are chronically absent where "chronic absentee" means a pupil who is absent 10 percent or more of the schooldays in the school year when the total number of days a pupil is absent is divided by the total number of days the pupil is enrolled and school was actually taught in the total number of days the pupil is enrolled and school was actually taught in the regular day schools of the district, exclusive of Saturdays and Sundays.

(2) The unduplicated count of pupils with a primary, secondary, or short-term enrollment during the academic year (July 1 – June 30).

(3) Divide (1) by (2).

(b) "Middle School dropout rate" shall be calculated as set forth in California Code of Regulations, title 5, section 1039.1.

(c) "High school dropout rate" shall be calculated as follows:

(1) The number of cohort members who dropout by the end of year 4 in the cohort where "cohort" is defined as the number of first-time grade 9 pupils in year 1 (starting cohort) plus pupils who transfer in, minus pupils who transfer out, emigrate, or die during school years 1, 2, 3, and 4.

(2) The total number of cohort members.

(3) Divide (1) by (2).

(d) "High school graduation rate" shall be calculated as follows:

- (1) The number of cohort members who earned a regular high school diploma [or earned an adult education high school diploma or passed the California High School Proficiency Exam] by the end of year 4 in the cohort where "cohort" is defined as the number of first-time grade 9 pupils in year 1 (starting cohort) plus pupils who transfer in, minus pupils who transfer out, emigrate, or die during school years 1, 2, 3, and 4.
- (2) The total number of cohort members.
- (3) Divide (1) by (2).

(e) "Suspension rate" shall be calculated as follows:

- (1) The unduplicated count of pupils involved in one or more incidents for which the pupil was suspended during the academic year (July 1 – June 30).
- (2) The unduplicated count of pupils with a primary, secondary, or short-term enrollment during the academic year (July 1 – June 30).
- (3) Divide (1) by (2).

(f) "Expulsion rate" shall be calculated as follows:

- (1) The unduplicated count of pupils involved in one or more incidents for which the pupil was expelled during the academic year (July 1 – June 30).
- (2) The unduplicated count of pupils with a primary, secondary, or short-term enrollment during the academic year (July 1 – June 30).
- (3) Divide (1) by (2).

01-13-15 [California Department of Education]

# Original Charter Petition

# **Rocketship Education**

*Rocketship Si Se Puede  
Charter Renewal Petition*



Submitted to Santa Clara County Office of Education:

October 14, 2011

Revised: May 15, 2013

## Table of Contents

<b>CHARTER SCHOOL INTENT AND CHARTER REQUIREMENTS.....</b>	<b>6</b>
<b>AFFIRMATIONS AND ASSURANCES .....</b>	<b>7</b>
<b>I. INTRODUCTION/FOUNDING GROUP.....</b>	<b>10</b>
<i>Background.....</i>	<i>10</i>
FOUNDING GROUP .....	12
ROCKETSHIP EDUCATION BOARD OF DIRECTORS .....	13
<b>II. EDUCATIONAL PROGRAM.....</b>	<b>20</b>
MISSION STATEMENT .....	20
VISION STATEMENT.....	20
TARGETED SCHOOL POPULATION – WHOM THE SCHOOL IS ATTEMPTING TO EDUCATE.....	20
RSSP ENROLLMENT .....	21
WHAT IT MEANS TO BE AN EDUCATED PERSON IN THE 21ST CENTURY .....	22
HOW LEARNING BEST OCCURS .....	23
CALENDAR AND ATTENDANCE.....	26
BELL SCHEDULE AND INSTRUCTIONAL MINUTES .....	27
IMPLEMENTATION OF EDUCATIONAL PROGRAM/CURRICULUM .....	27
<i>Reading.....</i>	<i>33</i>
<i>Writing.....</i>	<i>34</i>
<i>Math.....</i>	<i>35</i>
<i>Science and Social Studies.....</i>	<i>36</i>
<i>Social Studies.....</i>	<i>38</i>
<i>Arts (Art and Music).....</i>	<i>39</i>
PROFESSIONAL DEVELOPMENT .....	40
AT RISK STUDENTS – STUDENTS ACHIEVING BELOW GRADE LEVEL .....	49
STUDENTS ACHIEVING ABOVE GRADE LEVEL .....	49
ENGLISH LEARNERS .....	50
SERVING STUDENTS WITH DISABILITIES .....	53
<b>III. MEASURABLE STUDENT OUTCOMES AND OTHER USES OF DATA.....</b>	<b>70</b>
ASSESSMENT ASSUMPTIONS .....	70
SCHOOL OUTCOME GOALS .....	70
MEASURING STUDENT PROGRESS.....	71
USE AND REPORTING OF DATA.....	72
<b>IV. GOVERNANCE STRUCTURE.....</b>	<b>74</b>
<b>V. HUMAN RESOURCES .....</b>	<b>81</b>
QUALIFICATIONS OF SCHOOL EMPLOYEES .....	81
PRINCIPAL.....	81
OFFICE MANAGER .....	82
TEACHERS .....	83
RETIREMENT BENEFITS.....	88
EMPLOYEE REPRESENTATION .....	88
RIGHTS OF SCHOOL DISTRICT EMPLOYEES .....	88
HEALTH AND SAFETY .....	89
<b>VI. STUDENT ADMISSIONS, ATTENDANCE AND SUSPENSION/EXPULSION POLICIES .....</b>	<b>93</b>

NON-DISCRIMINATION.....	94
PUBLIC SCHOOL ATTENDANCE ALTERNATIVES.....	95
SUSPENSION AND EXPULSION PROCEDURES.....	95
<b>VII. REPORTING AND ACCOUNTABILITY .....</b>	<b>96</b>
<b>FACILITIES</b> .....	97
<b>INDEPENDENT FISCAL AUDIT</b> .....	98
<b>CLOSURE PROTOCOL</b> .....	99
<b>VIII. IMPACT ON THE DISTRICT .....</b>	<b>101</b>
<b>APPENDIX A. A DAY IN THE LIFE OF A SECOND GRADE STUDENT AT ROCKETSHIP.....</b>	<b>103</b>
<b>APPENDIX B. A DAY IN THE LIFE OF A TEACHER AT ROCKETSHIP.....</b>	<b>106</b>
<b>APPENDIX C. COURSE OBJECTIVES AND EL STRATEGIES .....</b>	<b>110</b>
LITERACY .....	111
<i>English Language Development through Literacy</i> .....	117
ENGLISH LANGUAGE DEVELOPMENT.....	123
MATHEMATICS.....	129
<i>English Language Development through Mathematics</i> .....	129
SCIENCE.....	135
<i>English Language Development Through Science</i> .....	135
SOCIAL STUDIES.....	146
<i>English Language Development through Social Studies</i> .....	146
ART.....	155
<b>APPENDIX D. STRATEGIES AND OUTCOMES FOR AT-RISK STUDENTS .....</b>	<b>160</b>
<b>APPENDIX E: SAMPLE INDIVIDUALIZED LEARNING PLAN AND CORRESPONDING 8-WEEK RTI PLAN.....</b>	<b>162</b>
<b>APPENDIX F: SAMPLE UBD UNIT .....</b>	<b>180</b>
<b>APPENDIX G. HIGH-PERFORMING STUDENTS.....</b>	<b>195</b>
<b>APPENDIX H: ROCKETSHIP EDUCATION’S RESPONSE TO INTERVENTION PROGRAM.....</b>	<b>197</b>
<b>APPENDIX I: SAMPLE KINDERGARTEN LONG-TERM PLAN.....</b>	<b>204</b>
<b>APPENDIX J. ENGLISH LANGUAGE LEARNERS PROGRAM .....</b>	<b>210</b>
<b>APPENDIX K: ACADEMIC RUBRICS .....</b>	<b>219</b>
<b>APPENDIX L: AT-RISK STUDENTS ENTERING KINDERGARTEN.....</b>	<b>220</b>
<b>APPENDIX M: REFERENCES.....</b>	<b>222</b>
<b>APPENDIX N: ATTENDANCE POLICY.....</b>	<b>225</b>
<b>APPENDIX O: SECTION 504 BOARD POLICY.....</b>	<b>226</b>
<b>APPENDIX P: 504 ADMINISTRATIVE REGULATION.....</b>	<b>228</b>
<b>APPENDIX Q: HEALTH AND SAFETY POLICIES .....</b>	<b>234</b>
FINGERPRINTING AND BACKGROUND CHECKS .....	235
TUBERCULIN EXAMINATIONS.....	236
SAFE FACILITIES.....	237
EMERGENCY PLANS.....	238
ACTIVITIES BY PHASES OF EMERGENCY MANAGEMENT .....	245
IMMUNIZATIONS/PHYSICAL EXAMS.....	247
COMMUNICABLE, CONTAGIOUS, OR INFECTIOUS DISEASE PREVENTION POLICY .....	249
ADMINISTRATION OF MEDICATIONS .....	250



DRUG-FREE WORKPLACE .....	252
SMOKE-FREE ENVIRONMENT .....	253
FIRST AID, CPR, AND HEALTH SCREENING.....	254
EXPOSURE CONTROL PLAN FOR BLOODBORNE PATHOGENS.....	255
CONDITIONS FOR CLASSROOM AND SCHOOL VISITATION AND REMOVAL POLICY .....	256
<b>APPENDIX R: SUSPENSION AND EXPULSION PROCEDURES.....</b>	<b>258</b>
<b>APPENDIX S: SEXUAL HARASSMENT POLICY.....</b>	<b>273</b>
INVESTIGATION .....	276
APPEAL.....	278
<b>APPENDIX T: ROLE OF STAFF AS MANDATED CHILD ABUSE REPORTERS.....</b>	<b>280</b>
<b>APPENDIX U: SAMPLE ROCKETSHIP PARENT COMMITMENT LETTER.....</b>	<b>281</b>
<b>APPENDIX V: RESUMES OF ROCKETSHIP FOUNDERS .....</b>	<b>283</b>
<b>APPENDIX W: ARTICLES OF INCORPORATION, BYLAWS, AND CONFLICT CODE.....</b>	<b>288</b>
<b>APPENDIX X: CLASS SIZE REDUCTION REVIEW LETTERS.....</b>	<b>295</b>
<b>APPENDIX Y: LEARNING LAB COMPONENTS.....</b>	<b>297</b>
<b>APPENDIX Z: SAMPLE BELL SCHEDULE .....</b>	<b>301</b>
<b>APPENDIX AA: ROCKETSHIP LEADERSHIP DEVELOPMENT.....</b>	<b>302</b>
<b>APPENDIX AB: SAMPLE PROFESSIONAL DEVELOPMENT CALENDAR.....</b>	<b>308</b>
<b>APPENDIX AC: SAMPLE DATA ANALYSIS FORMS.....</b>	<b>317</b>
<b>APPENDIX AD: TEACHER PROFESSIONAL GROWTH PLAN.....</b>	<b>334</b>
<b>APPENDIX AE: THIS SPACE INTENTIONALLY LEFT BLANK.....</b>	<b>349</b>
<b>APPENDIX AF: ROCKETSHIP APPROACH TO ACADEMIC INSTRUCTION.....</b>	<b>350</b>
<b>APPENDIX AG: OUTREACH INITIATIVES .....</b>	<b>352</b>
<b>APPENDIX AH: FINANCIAL SUPPORT LETTERS .....</b>	<b>351</b>
<b>APPENDIX AI: BUDGET NARRATIVE &amp; CASH FLOW STATEMENT.....</b>	<b>353</b>
<b>APPENDIX AJ: TEACHER DASHBOARD .....</b>	<b>375</b>

***Table of Contents of Legal Requirements:***

This charter has been created in the format encouraged by the California State Board of Education in its adopted "Model Application for Charter Schools" and exceeds the legal requirements of Education Code Section 47605. According to the State Board of Education, the Model Application format ensures that charter petitioners cover all of the minimum elements required by law in a systematic way. However, as the Model Application format requires that statutory provisions in the Charter Schools Act be addressed out of the order presented in the Education Code, this "Table of Contents of Legal Requirements" is presented to assist the Reviewer in establishing that all requirements of law have been met.

1.	<i>Affirmations/Assurances</i>	7
2.	<i>The Educational Program</i>	20
3.	<i>Measurable Student Outcomes</i>	70
4.	<i>Methods to Assess Student Progress towards Meeting Outcomes</i>	70
5.	<i>Governance Structure of School</i>	74
6.	<i>Employee Qualifications</i>	81
7.	<i>Health and Safety Procedures</i>	89
8.	<i>Means to Achieve Racial/Ethnic Balance Reflective of District</i>	94
9.	<i>Admission Requirements</i>	93
10.	<i>Financial and Programmatic Audit</i>	97
11.	<i>Student Suspension and Expulsion</i>	95
12.	<i>Retirement System</i>	88
13.	<i>Attendance Alternatives</i>	95
14.	<i>Description of Employee Rights</i>	88
15.	<i>Dispute Resolution</i>	91
16.	<i>Labor Relations</i>	88
17.	<i>School Closure</i>	99
18.	<i>District Impact Statement</i>	100

## **Charter School Intent and Charter Requirements**

---

The Charter Schools Act (“Act”) of 1992, codified as California Education Code Section 47600 *et seq.*, requires each charter school to have a “charter” that sets forth a reasonably comprehensive description of the sixteen (16) required elements of charter petitions (California Education Code Section 47605).

The California Legislature, in enacting the Charter Schools Act of 1992, sought to provide opportunities for teachers, parents, students, and community members to establish and maintain schools that operate independently from the existing school district structure, as a method to accomplish all of the following:

- (a) Improve student learning.
- (b) Increase learning opportunities for all students, with special emphasis on expanded learning experiences for students who are identified as academically low achieving.
- (c) Encourage the use of different and innovative teaching methods.
- (d) Create new professional opportunities for teachers, including the opportunity to be responsible for the learning program at the school site.
- (e) Provide parents and students with expanded choices in the types of educational opportunities that are available within the public school system.
- (f) Hold the schools established under this part accountable for meeting measurable student outcomes, and provide the schools with a method to change from rule-based to performance-based accountability systems.
- (g) Provide vigorous competition within the public school system to stimulate continual improvements in all public schools.

The following sections of this charter explain how RSSP fulfills the requirements of Section 47605.6 of the Act.

## **Affirmations and Assurances**

---

As the authorized lead petitioner, I, Preston Smith, hereby certify that the information submitted in this petition for the renewal of California public charter school named Rocketship Si Se Puede (the "Charter School"), is true to the best of my knowledge and belief; I also certify that this petition does not constitute the conversion of a private school to the status of a public charter school; and further, I understand that if awarded a charter, the Charter School will follow any and all federal, state, and local laws and regulations that apply to the Charter School, including but not limited to:

- The Charter School shall meet all statewide standards and conduct the student assessments required, pursuant to Education Code Section 60605, and any other statewide standards authorized in statute, or student assessments applicable to students in non-charter public schools. [Ref. Education Code Section 47605(c)(1)]
- The Charter School shall be deemed the exclusive public school employer of the employees of RSSP for purposes of the Educational Employment Relations Act. [Ref. Education Code Section 47605(b)(5)(O)]
- The Charter School shall be non-sectarian in its programs, admissions policies, employment practices, and all other operations. [Ref. Education Code Section 47605(d)(1)]
- The Charter School shall not charge tuition. [Ref. Education Code Section 47605(d)(1)]
- The Charter School shall admit all students who wish to attend RSSP, and who submit a timely application, unless the Charter School receives a greater number of applications than there are spaces for students, in which case each application will be given equal chance of admission through a public random drawing process. Except as required by Education Code Section 47605(d)(2), admission to the Charter School shall not be determined according to the place of residence of the student or his or her parents within the State. Preference in the public random drawing shall be given as required by Education Code Section 47605(d)(2)(B). In the event of a drawing, the chartering authority shall make reasonable efforts to accommodate the growth of the Charter School in accordance with Education Code Section 47605(d)(2)(C). [Ref. Education Code Section 47605(d)(2)(A)-(B)]
- The Charter School shall not discriminate on the basis of the characteristics listed in Education Code Section 220 (actual or perceived disability, gender, nationality, race or ethnicity, religion, sexual orientation, or any other characteristic that is contained in the definition of hate crimes set forth in Section 422.55 of the Penal Code or association with an individual who has any of the aforementioned characteristics). [Ref. Education Code Section 47605(d)(1)]
- The Charter School shall adhere to all provisions of federal law related to students with disabilities including, but not limited to, Section 504 of the Rehabilitation Act of 1973,

Title II of the Americans with Disabilities Act of 1990 and the Individuals with Disabilities in Education Improvement Act of 2004.

- The Charter School shall meet all requirements for employment set forth in applicable provisions of law, including, but not limited to credentials, as necessary. [Ref. Title 5 California Code of Regulations Section 11967.5.1(f)(5)(C)]
- The Charter School shall ensure that teachers in the Charter School hold a Commission on Teacher Credentialing certificate, permit, or other document equivalent to that which a teacher in other public schools are required to hold. As allowed by statute, flexibility will be given to noncore, noncollege preparatory teachers. [Ref. California Education Code Section 47605(l)]
- The Charter School shall at all times maintain all necessary and appropriate insurance coverage.
- The Charter School shall, for each fiscal year, offer at a minimum, the number of minutes of instruction per grade level as required by Education Code Section 47612.5(a)(1)(A)-(D).
- If a student is expelled or leaves the Charter School without graduating or completing the school year for any reason, the Charter School shall notify the superintendent of the school district of the student's last known address within 30 days, and shall, upon request, provide that school district with a copy of the cumulative record of the student, including a transcript of grades or report card and health information. [Ref. California Education Code Section 47605(d)(3)]
- The Charter School shall maintain accurate and contemporaneous written records that document all student attendance and make these records available for audit and inspection. [Ref. California Education Code Section 47612.5(a)]
- The Charter School shall, on a regular basis, consult with its parents and teachers regarding the Charter School's education programs. [Ref. California Education Code Section 47605(c)]
- The Charter School shall comply with any jurisdictional limitations to locations of its facilities. [Ref. California Education Code Section 47605-47605.1]
- The Charter School shall comply with all laws establishing the minimum and maximum age for public school enrollment. [Ref. California Education Code Section 47612(b), 47610]
- The Charter School shall comply with all applicable portions of the No Child Left Behind Act.
- The Charter School shall comply with the Public Records Act.

- The Charter School shall comply with the Family Educational Rights and Privacy Act.
- The Charter School shall comply with the Ralph M. Brown Act.
- The Charter School shall meet or exceed the legally required minimum of school days. [Ref. Title 5 California Code of Regulations Section 11960]

Should this charter renewal be granted, Rocketship Education will provide a written notice of the approval and a copy of the petition to The California Department of Education and the State Board of Education



October 14, 2011

---

**Lead Petitioner**

**Date**

## I. INTRODUCTION/FOUNDING GROUP<sup>1</sup>

---

The organizers of RSSP are pleased to submit this charter school renewal petition to continue the incredible success of Rocketship Si Se Puede in Alum Rock Unified School District. Rocketship Education currently operates three schools in San Jose, Rocketship Mateo Sheedy Elementary School, Rocketship Si Se Puede Academy and Rocketship Los Sueños Elementary School.

### *Background*

In 1999, officials from Santa Clara University asked Father Mateo Sheedy, Pastor of Sacred Heart Parish in San Jose, to recommend children from his parish for the Juan Diego Scholarship program. Father Mateo conducted an exhaustive search to find candidates who could attend and succeed at this four-year college, but he was unable to find a single qualified student. He was appalled that, of the hundreds of children in his parish, none had received the education necessary to attend Santa Clara University.

Father Mateo immediately began researching ways to solve this problem. He soon became convinced that the public schools around his parish were failing to educate the students in his church. He decided that the children of the parish needed to have an alternative to their neighborhood district school. Father Mateo's vision brought a full K-12 alternative path to downtown San Jose through the following schools: Rocketship Mateo Sheedy Elementary School (K-5), Sacred Heart Nativity School (6-8), and Downtown College Preparatory (9-12).

In its first year of operation, Rocketship Education's first school, Rocketship Mateo Sheedy Elementary School became the highest ranked low-income elementary school in Santa Clara County and the seventh ranked school in California. This caused an enormous demand from parents in other parts of Santa Clara County for Rocketship Education to open additional schools. Based on the success of Rocketship Mateo Sheedy Elementary School, the founders decided to expand its nonprofit public benefit corporation Rocketship Education to serve other schools in the most troubled neighborhoods. Rocketship Education has taken the successful model pioneered at Rocketship Mateo Sheedy Elementary School and translated it into the critical systems necessary for successful replication. Rocketship Education will provide each Rocketship school with systems and support for Curriculum, Finance, Legal, Learning Lab, and Human Resources. By capturing the best practices from Rocketship Mateo Sheedy Elementary School, Rocketship Education will allow each Rocketship Education school to avoid many of the startup hurdles faced by most charters and quickly produce strong academic results and a solid school culture by focusing on the key levers which drive student achievement.

The Rocketship Education model is fundamentally different from other elementary schools in five important ways:

1. an extended school day,
2. high expectations,
3. teacher teaming,
4. deep community involvement, and
5. individualization for each student.

### *An Extended School Day & High Expectations*

Our typical students will be financially disadvantaged English Learners who arrive at Kindergarten 1.5 years behind their peers (see Appendix J: Rocketship RSSP EL Program). By operating our school from 8 a.m. to 4 p.m. each day, we give our students the extra time to catch up academically. In order to catch up, we expect students to make Significant Gains—that is 1.5 years of academic progress for each year at Rocketship Education. This rate of progress will allow our students to achieve at grade-level by the end of second grade. At graduation, they will leave Rocketship Education at or above grade level as measured by state STAR testing. Extensive educational research proves that such progress is fully achievable: high-quality teachers are the key (Sanders and Rivers, 1996; Haycock, 1999).

### *Teacher Teaming*

Rocketship Education teachers will all hold a multi-subject credential and use a teaming approach with our instructional staff. This teaming approach means that teachers have their own instructional home-room, however, the students move to different teachers throughout the day. The students have a teacher each day that focuses primarily on literacy instruction that is integrated with social studies instruction and a teacher that is focused primarily on math instruction that is integrated with science instruction. This teaming approach allows them to develop deep subject matter knowledge and an ability to diagnose and intervene with even the most struggling students.

We also believe that, in order for teaching to be a viable career, there has to be a career path that recognizes a teacher's ability to consistently make Significant Gains with significantly increased pay and responsibilities. Each school will have a full-time Academic Dean, a teacher promoted based on their outstanding classroom success and leadership potential. The Academic Dean will focus on developing our teacher's abilities and managing our academic program. Additionally, each school will have an Assistant Principal, who will be responsible for overseeing Learning Lab, developing and maintaining a supportive college preparatory environment, and supporting in teacher coaching. Both of these leadership positions, as well as the principal role, provide added support for students and families, drive robust professional support for teachers, and provide an attractive career path for teachers. With this pathway available, we believe we will be able to attract top college graduates to Rocketship Education who might otherwise pursue careers in law, medicine, engineering, business and other prestigious professions. Because of the critical importance of rewarding talented and dedicated teachers, each school will spend approximately 50% of its operating budget on administrative and instructional staff compensation.

### *Deep Community Involvement*

In order to achieve our extremely high expectations, it is crucial that our families help us to motivate their students to do their homework, come to school alert and prepared, and reinforce the values that students learn as Rocketeers. We accomplish this by reaching out to the community instead of waiting for the community come to us. Our teachers do home visits with every family during the first half of the year, we expect 90% attendance at our monthly community meetings, and we have many special events during the year to engage families. We choose Principals and Office Managers who are bi-lingual in neighborhoods where Spanish is the dominant language in order to make the school a more welcoming place.



### *Individualization for Each Student*

The final distinctive characteristic of Rocketship Education lies in its focus on each child. We assume that every child in the neighborhoods we serve will have special learning needs to be addressed individually. Rocketship Education's school model is a full Response to Intervention model, providing three tiers of intervention for students in need of additional assistance. Bi-monthly interim assessment results are analyzed to identify students who are failing to make adequate progress in reaching the school's goal for Significant Gains. For each student in this category, an Individualized Learning Plan ("ILP") is generated which specifies areas of strength and weakness and explicit classroom modifications, areas to target in our Computer curriculum, and specific goals and methods for tutors. The first tier of intervention is in the classroom. Guided Reading groups are used to deliver these more individualized objectives during normal classroom instruction. Rocketship Education conducts Learning Lab throughout the day in which each class of students rotates through Literacy and Computer centers. In the Computer center, a student's interim assessment results are used to create a specific online intervention program for that student by the Academic Dean and teacher. The second tier of intervention is comprised of supplemental, small-group tutoring sessions. Tutoring sessions occur in Learning Lab. Students who are failing to make adequate progress towards Significant Gains will receive half an hour to forty minutes of daily small-group intervention with a group of students with similar needs, focused on goals from each student's ILP. If classroom modifications, Learning Lab and After-School interventions fail to help a student make adequate progress, the student enters the Rocketship Education Student Services Team Process and if necessary, the Special Education IEP process. This allows the student to receive individualized attention and the services of specialists. Providing these three levels of intervention will allow Rocketship Education to serve the most struggling readers more effectively than traditional elementary schools.

We imagine a future for the hundreds of children served by each Rocketship Education school in which they can enter middle school ahead of their peers, take advantage of advanced classes in middle and high school for which their older brothers and sisters were unprepared, and go on to attain a four-year college education. We hope to see hundreds of qualified applicants for great four-year universities by 2020 when our first class of Kindergarteners will graduate from high school. We hope that, twenty years after Father Mateo's fruitless search, it will be the number of scholarships—not the number of qualified students—that will be the primary question of concern for neighborhoods in San Jose and beyond.

### ***Founding Group***

#### **John Danner, Co-Founder and CEO, Rocketship Education**

Before starting Rocketship Education, John served as a teacher in the Nashville public school system for three years, the last two as a second-grade teacher of students with limited English proficiency. In 2000, John co-founded Sacred Heart Nativity School, a private Catholic middle-school for at-risk Latino boys in San Jose. From 2001-2005, John served as the Chairman of the Charter School Resource Center of Tennessee, working for the successful passage of Tennessee's charter school law in 2002 and assisting the subsequent establishment of twelve charter schools in Tennessee. John served as a founding director of KIPP Academy Nashville, a charter middle school in Nashville which had achievement comparable to district magnet schools

in its first year of operation. Prior to his work in education, John founded and served as CEO of NetGravity, an Internet advertising software company. John took NetGravity public and sold the company to Doubleclick in October of 1999. John holds a Bachelor's and Master's Degree in Electrical Engineering from Stanford University and a Master's Degree in Education Policy from Vanderbilt University. John is an Ashoka Fellow, and a Henry Crown Fellow at the Aspen Institute, where he won the Institute's McNulty Prize in 2010.

**Preston Smith, Co-Founder and Chief Achievement Officer, Rocketship Education**

Before starting Rocketship Education, Preston was the Principal of L.U.C.H.A. Elementary School, a small school within Alum Rock Unified School District. He founded L.U.C.H.A in collaboration with neighborhood families in 2004 to provide parents with an excellent school focused on high academic achievement and parental involvement. In 2006, after three years of operation, L.U.C.H.A. received an API score of 881 and was the fourth ranked high-poverty (50% free and reduced meals) elementary school in California. Before founding L.U.C.H.A, Preston taught 1st grade for three years at Clyde Arbuckle Elementary School, the first two as a Teach for America (TFA) corps member. In 2003, Preston was named "Teacher of the Year" at Arbuckle and was also nominated as one of six finalists for TFA's Sue Lehmann Award, given to TFA corps members with the highest classroom academic gains in the nation. Preston graduated Phi Beta Kappa from the University of North Carolina at Chapel Hill.

***Rocketship Education Board of Directors***

**Fred J. Ferrer**

Frederick is the CEO of the HealthTrust, which has invested over \$100M in organizations focused on making Silicon Valley the healthiest region in the country. Before joining the HealthTrust, Ferrer was executive director of Estrella Family Services for nineteen years, overseeing their early education and family services to 300 children from infancy through seventh grade as well as Estrella's Kids to Camp program which sent over 700 low-income youth to summer camp. Fred is an adjunct professor at Santa Clara University, a commissioner on the FIRST 5 Commission of Santa Clara County and is involved with many other organizations focused on child development.

**Alex Terman**

Alex was a founding employee and Chief Operating Officer of Leadership Public Schools (LPS), a non-profit charter management organization with five schools in the Bay Area. Prior to joining LPS, Mr. Terman worked in business and corporate development roles at America Online and Bain & Company and served as a John Gardner Fellow in the Office of the U.S. Trade Representative.

**Alex Hernandez**

Alex is partner and Vice President of the Charter School Growth Fund (CSGF). He leads CSGF's "next generation" CMO investments as well as those for portfolio members located on

the west coast. Mr. Hernandez is a former Regional Superintendent at Aspire Public Schools and joined CSGF in July 2010. Previous to managing Aspire's largest region, Mr. Hernandez worked with ICEF, a CMO in Los Angeles, and Portland Public Schools as a Broad Resident. Prior to that, Mr. Hernandez worked for several years with JP Morgan and Disney Ventures. He is a graduate of Claremont McKenna and has an MBA and Masters of Education from Stanford University.

### **Kim Smith**

Kim is a co-founder and CEO of Bellwether Education Partners, a non-profit organization working to improve educational outcomes for low-income students. She is widely recognized as an innovative and entrepreneurial leader in education, and was featured in Newsweek's report on the "Women of the 21st Century" as "the kind of woman who will shape America's new century." After serving as a founding team member at Teach For America, she went on to found and lead an AmeriCorps program for community-based leaders in education as well as a business start-up and worked in marketing for online learning. After completing her M.B.A. at Stanford University, she co-founded and led NewSchools Venture Fund, a venture philanthropy firm focused on transforming public education, where she helped to create a new, bipartisan, cross-sector community of entrepreneurial change agents. Ms. Smith has helped to incubate numerous education and social change organizations and has served on a range of boards, which currently include those of Bellwether, NewSchools, Rocketship Education, ROADS Charter School, and ImpactAssets. She has authored a number of publications about the entrepreneurial education landscape, including "What Is Educational Entrepreneurship?" in *Education Entrepreneurship: Realities, Challenges, Possibilities*, "Social Purpose Capital Markets in K-12" in *The Future of Educational Entrepreneurship: Possibilities for School Reform*, "Creating Responsive Supply in Education" in *More Than Just Schools: Rethinking the Demand for Educational Entrepreneurship* and "Innovation in Education: Problems and Opportunities." She is based in the San Francisco Bay Area, where she lives with her husband and two daughters.

### **Marcus Cole**

Marcus Cole is the Wm. Benjamin Scott and Luna M. Scott Professor of Law at Stanford University. A scholar of the law of bankruptcy, corporate reorganization, and venture capital, Marcus Cole takes an empirical law and economics approach to research questions such as why corporate bankruptcies increasingly are adjudicated in Delaware and what drives the financial structure of companies backed by venture capital. He has been a national fellow at the Hoover Institution and has scholarly interests that range from classical liberal political theory to natural law and the history of commercial law. In addition to Rocketship Education, Professor Cole serves on the board of directors for the Central Pacific Region of the Anti-Defamation League of B'nai B'rith and on the editorial board of the *Cato Supreme Court Review*. Before joining the Stanford Law School faculty in 1997, Professor Cole was an associate in commercial litigation with the Chicago law firm of Mayer, Brown & Platt, and he clerked for Judge Morris Sheppard Arnold of the U.S. Court of Appeals for the Eighth Circuit.

### **Tim Ranzetta**

Tim holds a B.S. in Commerce from the University of Virginia. He received his M.B.A. from the Graduate School of Business at Stanford University. Over fifteen years, he has held leadership roles at high growth companies including U.S. Shred and Equilar and he founded

Student Lending Analytics in 2007. He is currently President of Innovate Foundation, which supports innovative educational models focused on closing the achievement gap.

**Deborah McGriff**

Deborah McGriff leads NewSchools' Academic Systems Initiative, and contributes to investment strategy and management assistance for portfolio ventures, including charter management and school turnaround organizations. Deborah has been committed to transforming the lives of underserved urban school students for almost four decades. In 1993, Deborah became the first public school superintendent to join EdisonLearning (formerly Edison Schools). There, she held numerous positions at the company, including President of Edison Teachers College, Executive Vice President of Charter Schools, and Executive Vice President of several external relations functions. Prior to joining EdisonLearning, Deborah served as the first female General Superintendent of Detroit Public Schools. Crain's Detroit Business named her Newsmaker of the Year for 1992. Before that, she was the first female Assistant Superintendent in Cambridge, Massachusetts and the first female Deputy Superintendent in Milwaukee, Wisconsin. She was a teacher and administrator in the New York City Public Schools for more than a decade. Deborah is former President of the Education Industry Association. She currently serves on the board of the National Alliance for Public Charter Schools, where she also is an executive committee member, as well as founder and national board member of the Black Alliance for Educational Options. She also serves on the advisory boards of the National Council on Teacher Quality and of the Program on Education Policy and Governance at Harvard's John F. Kennedy School of Government, as well as the Technical Working Group for a national evaluation of the Federal Charter Schools Program being led by WestEd. Deborah is also a member of the Review Board for the Broad Prize in Urban Education. Deborah holds a bachelor's degree in education from Norfolk State University, a master's degree in education with a specialization in reading pedagogy from Queens College of the City University of New York, and a doctorate in Administration, Policy and Urban Education from Fordham University.

**John Rosenberg** John Rosenberg is a general partner with Technology Crossover Ventures (TCV) a private equity and venture capital firm focused on information technology companies where he has worked since 2000. John currently serves on the boards of directors of FX Alliance, Inc and Think Finance, Inc. He was also actively involved in TCV's investments in Automated Trading Desk, Capella Education, Interactive Brokers, kgb, Liquidnet, Penson Financial, Thinkorswim, and Travelport, among others. Prior to joining TCV, John was a Business Development Manager at WeddingChannel.com where he focused on strategic development and financial reporting activities. John started his career as an Analyst in the technology investment banking group at Robertson Stephens & Company in San Francisco. John received a B.A. in Economics from Princeton University. From 2004-2010, John also served on the board of RISE (Resources for Indispensable Schools and Educators), a non-profit dedicated to attracting and retaining high-potential teachers in low income, urban schools.

**Timothy R Sheehy** Timothy R. Sheehy is president of the Metropolitan Milwaukee Association of Commerce. Founded in 1861, MMAC advocates for improving the business climate through better public policy, facilitates economic development through the expansion and attraction of capital investment and jobs, and provides the region's best business network helping members grow their companies. MMAC's dues paying membership in greater Milwaukee provides over 300,000 jobs, and supports a strong quality of life. Prior to being named President in 1993, he

was responsible for governmental affairs, economic development and other MMAC operations. He serves in leadership positions on two MMAC subsidiaries as a board member of the Milwaukee Development Corporation, and as president of the Regional Center, LLC. Sheehy chairs the American Chamber of Commerce Executives, the Milwaukee Economic Development Corporation, and TechStar Holding, Inc. He serves on the boards of Milwaukee College Preparatory, the Milwaukee Partnership Academy, PAVE, Wisconsin Policy Research Institute, Schools That Can Milwaukee, Milwaukee Charter School Advocates, Milwaukee Succeeds, School Choice Wisconsin, Teach for America, and as the treasurer of Summerfest. Prior to joining MMAC, Sheehy worked as a legislative assistant to F. James Sensenbrenner, Jr. in Washington D.C. He is a recipient of the Lyndon Baines Johnson Congressional internship, a Ford Foundation Fellow on Regional Sustainable Development, a graduate of the Institute of Organization Management, and a Certified Chamber of Commerce Executive. Sheehy graduated from the University of Wisconsin- Madison with a B.S. in political science and was a member of the UW's baseball team.

**Alan Crites** Alan Crites is a retired business professional with over thirty years of experience spanning a diverse range of business sectors. As CEO of Vendavo, Inc., an enterprise software business, Al led the development of the company from its infancy to over 300 employees and a prestigious list of major customers. As a General Partner at InterWest Partners, a venture capital partnership, he helped to develop a range of successful businesses across the healthcare, information technology and retail sectors. And, as a Division General Manager at General Electric Company, he led a large organization as part of a diversified multinational company. He is a graduate of Michigan State University, and holds an MBA from Harvard Business School.

**Jennifer Niles** Jennifer Niles founded and leads the award-winning E.L. Haynes Public Charter School. E.L. Haynes is a Center of Excellence, growing to serve 1,200 students from age three through 12th grade with an exceptional college-preparatory program that receives local and national attention for its student achievement. E.L. Haynes is also a Center for Systemic Reform, currently impacting more than 25,000 students in Washington, DC through strategic broader impact projects. These projects range from a groundbreaking teacher training residency program to a revolutionary new instructional improvement system to policy reform efforts. E.L. Haynes partners with schools nationwide, including engagement in President Obama's Digital Promise initiative and the League of Innovative Schools. Niles' vision for E.L. Haynes stems from her extensive experience in the education sector. Following six years of teaching and completion of her degree from the Yale School of Management in 1998, the Connecticut State Department of Education tapped Niles to head the Charter School Office where she oversaw all aspects of the charter school program and led a multi-disciplinary team to create their accountability system. Niles went on to become the Director of Education Initiatives at The Ball Foundation of Glen Ellyn, IL, an operating foundation that partners with school districts to increase student achievement through systemic reform. From 2002-2003, Niles was a fellow with New Leaders, a prestigious urban principal training program, and in 2003-2004, New American Schools supported her development of the charter for E.L. Haynes. Niles holds a Bachelor of Arts from Brown University, a Masters in Public and Private Management from the Yale School of Management, and a Masters of Science in Public Administration with a focus on Educational Administration from Trinity University in Washington, DC. In 2010, the Aspen Institute and NewSchools Venture Fund awarded Niles the prestigious Entrepreneurial Leaders for Public

Education Fellowship. And, in the same year, the Yale School of Management named Niles as a Donaldson Fellow.

**Eric Scroggins** Eric Scroggins is responsible for ensuring Teach For America fulfills its potential as a force for change by building an ever-expanding and increasingly diverse movement of leaders in the private and public sectors committed to educational excellence and opportunity for all children. Eric joined staff as a program director supporting new teachers in New York City after teaching eighth grade science in the Bronx as a 2001 corps member where he led his students to outperform high school students on the New York State Regents examination. He then served as the executive director of the St. Louis region, before going on to lead the San Francisco Bay Area region. As executive director in the Bay Area, he oversaw a 180% increase in the regional corps size in three years and grew funding from \$2 million to over \$8 million. Most recently, as vice president of growth strategy and now EVP of growth, development, and partnerships Eric has led the implementation of new models connecting growth and development. Under his leadership, Teach For America has opened 16 new sites and grown regional revenue from \$82 million in 2008 to \$228 million in 2012, fueling a 67% increase in the national total corps size to over 10,000 corps members teaching across 46 regions. Eric graduated summa cum laude and Phi Beta Kappa from Washington University in St. Louis.

**Louis Jordan** Louis Jordan retired from the Starbucks Coffee Company in early 2013 where he held the position of SVP, Corporate Finance since 2009. At Starbucks, Louis was responsible for a number of Finance functions, including: Marketing, Category and Global Pricing, Real Estate and Store Development, Global Supply Chain, Digital Ventures, Global Planning and Reporting and Treasury and Risk Management. Prior to joining Starbucks, Louis spent six years at Nike where he served as Chief Financial Officer of Nike Inc.'s Global Retail and Digital Commerce operations, and had Finance responsibility for Nike-owned retail first quality stores, factory stores and digital commerce activities worldwide. Before Nike, Louis held Finance management positions at a number of Fortune 500 companies including Gap, Citibank, DuPont, Dun & Bradstreet and Duracell. Louis holds a Bachelor of Arts degree from Westmar College and a Master of Arts degree from Brown University. He received his MBA in Finance from the Kelley School of Business at Indiana University. Louis currently serves as a member of the Board of Directors for the Indiana University Foundation, Causeit.com and Summer Search Seattle. In addition he is a member of the Kelley School of Business Dean's Advisory Council and on the Advisory Board of the Kelley School's Johnson Center for Entrepreneurship and Innovation. A Philadelphia native, Louis resides principally in Seattle, Washington. Since 2006, as co-owner of Tympany vineyards in northern California's Alexander Valley, Louis has produced an estate-grown Bordeaux style wine, offered commercially under the Tympany brand.

### ***Consultants***

Rocketship Education receives legal services from Middleton, Young & Minney, LLP ("MYM"). MYM has thirteen attorneys who dedicate their practice exclusively to charter school law. The firm's attorneys provide legal counsel to over half of California's charter schools as well as to businesses and organizations providing support services to charter schools within the

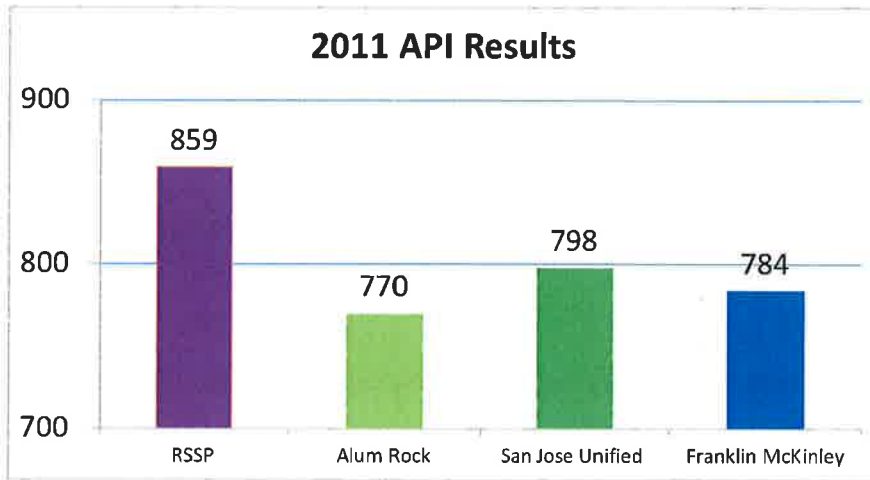
state. Rocketship Education's lead counsel, Paul Minney, has been involved in the charter school development process since the adoption of the Charter Schools Act in 1992.

Rocketship Education works with Vincenti, Lloyd and Stutzman LLP for audit and financial services. Since 1953, Vincenti, Lloyd & Stutzman has been a respected authority and proven partner with hundreds of California education agencies – K-12 school districts, county offices of education, private and public colleges and universities, and other nonprofit schools. For more than 15 years, since charter schools were first authorized in California, the VLS Charter School Audit Team has maintained successful, long-term relationships with clients in the California charter school industry. Its dedicated team of CPAs and accounting professionals is knowledgeable, capable, and consistently meets and exceeds client expectations.

### ***Current Rocketship Schools***

Rocketship's first school, Rocketship Mateo Sheedy Elementary School (RMS), opened in August 2007 in downtown San Jose. Its second school, Rocketship Sí Se Puede Academy opened in the fall of 2009, and a third school, Rocketship Los Sueños Academy, opened in the fall of 2010. Rocketship will open two additional San Jose schools in the fall of 2011. Academic performance at Rocketship schools has been exceptional, especially in comparison to overall school district performance, and to neighboring and regional schools. For the most recently ended school year (2009-2010):

- Rocketship Mateo Sheedy Elementary (RMS) earned an API score of 925 for the second consecutive year, the same score earned by the far more affluent Palo Alto School District.
- Rocketship Sí Se Puede Academy (RSSP) earned an API score of 886 in its first year of operation
- Both Rocketship schools placed in the #5 and #15 positions, respectively, for all California schools with similar low-income populations of students (e.g., >70% qualify for free/reduced meals).
- Sí Se Puede Academy (RSSP) was the top school in this category, for all new elementary schools which opened in the fall of 2009.





## **II. EDUCATIONAL PROGRAM**

*"A description of the educational program of the school, designed, among other things, to identify those whom the school is attempting to educate, what it means to be an "educated person" in the 21st century, and how learning best occurs. The goals identified in that program shall include the objective of enabling students to become self-motivated, competent, and lifelong learners."*

*- California Education Code Section 47605 (b)(5)(A)*

### ***Mission Statement***

RSSP will eliminate the achievement gap by graduating our students at or above grade level in Literacy and Math.

### ***Goals***

- RSSP will enable financially disadvantaged students to achieve grade-level proficiency in the core subjects by second grade and achieve above grade level by the time they leave RSSP.
- RSSP students will become self-motivated, competent and lifelong learners.
- RSSP students will develop a deep love of reading.
- RSSP will provide parents of San Jose with a path for their children to take in order to have the best chance to attend a four-year college.
- RSSP will encourage our alumni both to become leaders in their community and help others achieve their goals.

### ***Vision Statement***

RSSP seeks to create a future in which thousands of children from San Jose have graduated from four-year colleges and have come back to San Jose to eradicate the last traces of the achievement gap.

### ***Targeted School Population – Whom the School is Attempting to Educate***

RSSP is designed to serve students who would be at risk of achieving below basic proficiency on state exams. Based on an analysis of the demographics of the surrounding elementary schools shown in the table below, our conservative projected population is 70% English Learner ("EL") and 91% Free and Reduced Lunch ("FRL").

RSSP will attract children of parents who are seeking an alternative to their current educational system, desire an innovative educational approach, and share the vision of RSSP. RSSP anticipates that it will enroll primarily students from schools which are undergoing program

improvement in conjunction with the Federal No Child Left Behind regulations and that are located in East San Jose. Students in greatest need of options attend Dorsa, Shields, Chavez, and Goss Elementary Schools. All of these schools are on Federal Program Improvement. Three out of four schools failed to make AYP for English and Language Arts (“ELA”) in 2006-07. The California API measure sorts students’ scores into quintiles according to performance. A score of 700 is given to any student score which falls in the band of 40<sup>th</sup> to 59<sup>th</sup> national percentile rank. Thus, at all of these schools, the average student’s current academic performance is below 40<sup>th</sup> percentile nation-wide. **Most importantly, school-wide averages show that only slightly more than a quarter of students are proficient in Reading.** Students who are not reading proficiently in elementary school are extremely unlikely to graduate from four year colleges. With RSSP’ strong focus on helping students reaching grade level in reading, especially English Learners, we believe that students from these schools stand to benefit significantly from a new Rocketship school.

School	% EL	%Socio-Economically Disadvantaged	% Proficient in Reading School-wide	2007 API	Growth	Program Improvement Status
Dorsa	72	100	27.7%	668	31	Year 2
Shields	64	85	35.3%	685	34	Year 2
Chavez	73	100	19.9%	623	-12	Year 4
Goss	70	100	21.7%	650	7	Year 1
<b>Total/Averages</b>	69%	95%	26.1%	657	15	

In light of the reality of low-achieving public schools and a lack of alternatives, RSSP proposes to address this problem with the first elementary charter school in Alum Rock Unified School District (“ARUSD”).

***RSSP Enrollment***

Students enrolling in RSSP shall meet the state guidelines for minimum age. To enter Kindergarten during the 2012-13 school year, a child must be 5 years of age by November 1. To enter Kindergarten during the 2013-2014 school year, a child must be 5 years of age by October 1. To enter Kindergarten during the 2014-2015 school year and thereafter, a child must be 5 years of age by September 1 (California Education Code Section 48000).

RSSP may also decide to add a Transitional Kindergarten class. The decision to add Transitional Kindergarten depends on whether there is clear demand from parents in the community, or if it is mandated by the state. We will notify the Santa Clara County Office of Education by May of the prior school year if we choose to add Transitional Kindergarten. At the time of submitting this charter, the petitioners do not intend to exercise this option, but wish to reserve the right.

At full enrollment, RSSP anticipates a total school enrollment of 600-700 students. To absorb expected attrition, we will continuously enroll vacated spaces to maintain the enrollment numbers. Attrition will be primarily driven by families leaving the area and is similar to existing Rocketship Education and other high-performing charters in the area.

Please see the Bell Schedule in Appendix Z, which lists classes in a typical day. RSSP will provide all classroom instruction in a 20:1 ratio for grades K-3, despite having a school-wide student-teacher ratio higher than 20:1. This is because students have five hours of classroom instruction per day, while teachers typically teach between six and eight hours per day. Learning Lab is provided as an Intervention program and Learning Lab minutes do not factor into annual instructional minutes calculations.

Teacher Level	Number of Teachers
Academic Dean	1
Literacy / History Teachers	11
Math / Science Teachers	5

***What it Means to be an Educated Person in the 21st Century***

The goal of RSSP is to provide an environment in which children will develop into confident, self-motivated, competent, productive and lifelong learners. Vested with these skills, these children will become responsible young adults. Students will possess the habits, skills, and confidence necessary to succeed in school and beyond; as contributing citizens of the 21<sup>st</sup> century.

Specifically, RSSP believes that an educated person in the 21<sup>st</sup> Century should possess the academic and life skills listed below. Each Rocketship Education charter school seeks to impart these skills by the time that a student has completed the Rocketship Education program.

*Academic Skills*

- **Critical Thinking:** the set of skills required to succeed at higher levels of Bloom’s taxonomy, including the analysis of data, synthesis of information and evaluation of arguments
- **Problem Solving:** building on a foundation of strong critical thinking, problem solving involves using insight and creativity to solve complex problems such as applying familiar strategies in multiple or unfamiliar contexts
- **Meta-Cognition:** the ability and disposition to explore the thinking and learning process, explain how and why a particular strategy was chosen, and to explain the rationale behind a particular viewpoint, including supporting one’s claims with evidence

Specifically:

- Students will read at grade level.
- Students will develop both calculation abilities and a conceptual understanding of math.
- Students will be inspired to be inquisitive and self-motivated life-long learners.
- Students will communicate effectively through excellent listening, speaking, writing, and multi-lingual skills.
- Students will possess creative, logical, and critical thinking skills enhanced through art, science, and technology.
- Students will comprehend and use technology as a tool for learning and communication.
- Students will have confidence in adapting to new situations and be receptive to learning.

- Students will be eager to synthesize and act upon new information.
- Students will find, select, evaluate, organize and use information from various sources and disciplines of thought. They will be able to make logical connections among them.

### *Life Skills*

- **Sense of Self:** an understanding of one's own strengths, abilities, emotions, and identity that contribute to positive self-esteem and a sense of purpose; this might look like a student self-regulating an emotional response in order to facilitate rather than interfere with a particular task at hand
- **Relationship and Social Skills:** understanding and appreciating the emotions and perspectives of others and developing positive relationships diverse groups including peers and adults; developing the ability to cooperate effectively, resist social pressure, resolve conflicts and seek help appropriately.
- **Commitment to Learning:** pursuing goals and taking responsibility for self-development academically, socially, and emotionally; having a sense of curiosity, interest and involvement in learning and advocating for one's own learning at Rocketship and beyond

### Specifically:

- Students accept responsibility for personal decisions and actions.
- Students develop self-confidence and a willingness to take risks in a safe learning environment.
- Students learn concentration, perseverance, and independent working skills by setting personal goals and by self-assessment.
- Students develop an appreciation for the richness of shared knowledge that flows from the culturally diverse environment of California.
- Students are inspired to have empathy and courtesy for others.
- Students work both cooperatively and independently.

### ***How Learning Best Occurs***

Every child possesses a wide range of learning skills. RSSP believes that learning best occurs when students are taught a comprehensive curriculum through innovative instructional design that promotes learning in a challenging and exciting way, and most importantly when students are taught to love reading and become proficient readers (Walberg, 1981).

The unique RSSP Culture is fostered from the beginning of each school year as a RSSP staff member makes a home visit to every RSSP family. These home visits are incredibly powerful and ensure that a positive relationship is created between the families and RSSP staff. To express his/her level of commitment to the RSSP mission and support of the RSSP culture, every parent or guardian of a Rocketeer signs a letter committing to these RSSP values with the Principal. Once the relationships between teachers and families are established through home visits and parent commitments, the RSSP staff is able to continue this personal flow of information with each family throughout the year to ensure even higher academic success may be realized throughout the school year.

- ***Learning Best Occurs When There is a School-wide Expectation of High Achievement***

At RSSP, every teacher will be striving for Significant Gains with each of their students. Significant Gains is defined as 1.5 years of academic progress for every year in school. We believe that many of our at-risk and EL students will come to school 1.5 years behind, because of a lack of English or literacy habits at home (Zill, N. & West, J., 2000; See Appendix M). Our goal is that by making 1.5 years of progress each year as measured by internal measures and state exams, we can bring our students to grade level by second grade and graduate students at or above grade level. Significant Gains will be a fundamental component of the way that teachers at RSSP will be evaluated and compensated. High expectations are an important part of a school culture and lead to higher student achievement (Cotton, 1989).

### ***Learning Best Occurs When Teachers Are Subject Matter Specialists***

RSSP will be structured differently from a traditional elementary school. Teachers will hold multi-subject credentials and at RSSP, we use a teaming approach with our instructional staff. This teaming approach means that teachers have their own instructional home-room, however, the students move to different teachers throughout the day. The students have a teacher each day who focuses primarily on literacy instruction who is integrated with social studies instruction and a teacher that is focused primarily on math instruction that is integrated with science instruction. Many researchers have found that an early focus on these core skills have long-term effects on student achievement (Adams, 1990; Schenk et. al, 1980; McGill-Franzen, 1987). Advantages of elementary schools that follow the teacher teaming focus include deeper content knowledge, a team structure allowing better collaborative focus, improved teacher retention, easier transition to middle school, and more flexibility in student grouping (Chan and Jarman, 2004; Bowser, 1984; Findley, 1966; NEA, 1965). We believe that specialization will allow teachers to focus deeply on their subject matter and their students, helping them to intervene with struggling students earlier and more effectively.

---

### **• *Learning Best Occurs When Teachers Are Highly Motivated***

RSSP is constructed to combat the enormous turnover among new teachers that plagues our public schools. It is estimated that 50% of new teachers leave the profession within five years (Ingersoll, 2001). We believe that teachers need a career path which rewards their success both with more responsibility and significantly greater compensation. RSSP has created a career ladder for teachers, which recognizes student performance as a primary factor in advancement. A career ladder like RSSP's has several advantages, including employee retention, succession planning, and better career development (CA State Dept of Employee Development, 2003). The teacher career path consists of both opportunities to advance in compensation and level of responsibility in the classroom and opportunities to move into leadership positions within the network. The Academic Dean is a highly-trained expert in teacher coaching and elementary instructional content, with both outstanding classroom results and leadership abilities. Additionally, the Assistant Principal is responsible for cultivating a strong college preparatory environment of high expectations and for driving a high-performing academic experience in Learning Lab. In addition to the added level of support and capacity these roles bring to the school as a whole, for the individuals, these positions provide an attractive career path as well as impactful leadership experience. We believe this career ladder will motivate young teachers to

make the investment in their teaching and advance to the position of Academic Dean. Please see Appendix B for a description of the day in the life of RSSP teachers at each level of our career ladder.

### ***Learning Best Occurs In a Culture of Caring***

We believe that specialization will lead to better teachers who will increase the academic progress of our students. We also believe that our implementation of specialization will allow us to care for our students more effectively than a traditional elementary school. Every class will have a homeroom teacher, typically the first classroom teacher of the day. The advantage of this structure is the ability for grade-level and homeroom teachers to collaborate about their students. This collaboration will allow them to detect both academic and emotional problems earlier and divide the work of home visits and other time-intensive interventions with the students that need their help most. Please refer to J.M. McPartland's *Staffing Patterns and the Social Organization of Schools* (McPartland, 1992) for research on ways to increase both academic and emotional well-being of students through teacher specialization.

### ***Learning Best Occurs When the Curriculum is Individualized***

RSSP believes that individualization should be a core component of all twenty-first century schools. The RSSP school model is a full Response to Intervention model, providing three tiers of intervention for students in need of additional assistance. Bi-monthly interim assessment results are analyzed to identify students who are failing to make adequate progress. For each student in this category, an Individualized Learning Plan is generated which specifies areas of strength and weakness and explicit classroom modifications, areas to target in our computer-based curriculum (detailed in Appendix E), and specific goals and methods for tutors. The first tier of intervention is in the classroom. Guided Reading groups will often be used to deliver these more individualized objectives during normal classroom instruction. Students not making significant gains will also receive individualized instruction during the Computer Center of Learning Lab. At current Rocketship Education schools, the second tier of intervention is conducted in Learning Lab, where a tutor will work daily in a small-group intervention with a group of students with similar needs, focused on goals from each student's ILP. If classroom modifications and Learning Lab interventions fail to help a student make adequate progress, the student enters the RSSP Student Services Team Process and if necessary, the Special Education IEP process. Providing these three levels of intervention will allow RSSP to serve the most struggling students more effectively than traditional elementary schools. Detailed information on these three levels of individualization may be found in Appendix H.

- ***Learning Best Occurs When Students Have Extra Time to Practice***

RSSP will offer all students the opportunity to participate in our Learning Laboratory for two hours each day. The purpose of the Learning Lab is to provide students with additional practice in Literacy and Math at exactly their current level of instruction.

The Learning Lab is a combination of a computer lab and tutoring center. The Learning Lab has a full-set of leveled books where students can read independently at their "just right" level (the

top of their independent reading level) as well as at computers running online programs that allows students to access instruction at exactly their current level of understanding. Please see Appendix H for a longer explanation of the value of strictly leveled independent reading.

- ***Learning Best Occurs in a Well-Run School***

Rocketship Education provides the Critical Systems (“CS”) and support for RSSP. Rocketship Education trains school staff on how to effectively use the CS that allows for the continued successful practices at RSSP. CS licensed to the school includes:

- Operations Toolkit for streamlining state reporting and compliance
- Teacher Recruiting
- Teacher Development Framework
- Leadership Development Program (See Principal & Dean in Training Rubric Appendix AA)
- Budgeting and Financial Management Systems
- Centralized Operations Management including Attendance, Facilities and Maintenance
- Rocketship Education-negotiated vendor contracts for food service, software, computers, curriculum, special education service providers
- Rocketship Education Response to Intervention model including curriculum and staffing
- Full Scope and Sequence for core subject areas
- Rocketship Education UbD Units for Science and Social Studies (explained below)
- Systems for many operational issues including attendance, food service management, assessments and assessment data management
- Learning Lab model including management of centers and staffing methods

In addition to CS, Rocketship Education takes the financial risk of developing new schools and provides the following services during the school development process:

- Removing the challenge and risk of securing adequate and affordable facilities by negotiating with real estate development organizations to acquire leased facilities
- Creation of each school’s charter document and collaborating with charter school authorizers to receive approval and develop operating contracts
- Bringing government and philanthropic support to school start-up totaling over \$1M

Once a school is operational, Rocketship Education provides on-going support in the following areas:

- On-going training and mentoring for Principal and Academic Dean
- Operational training for school Office Manager
- Support for real estate, finance, IT, Special Education, and legal issues

### ***Calendar and Attendance***

RSSP’s academic calendar will generally follow the academic calendar for SCCOE. The school year will contain at least 180 instructional days.

RSSP parents/guardians will be responsible for sending their children to school and providing an explanation for absences. RSSP will have attendance policies to encourage regular attendance

and to report truanancies to appropriate local authorities. Appendix N details the planned attendance policy.

***Bell Schedule and Instructional Minutes***

RSSP school days will run from 8 a.m. to 4 p.m. For students enrolled in the Response to Intervention Program, RSSP may offer a school day from 8 a.m. to 4:45 p.m. The number of instructional minutes offered for all grades will meet or exceed the State’s requirements in Education Code Section 47612.5(a)(1). A sample bell schedule is attached in Appendix Z. This table delineates subject areas and minutes by grade level.

	<b>Literacy (Includes Social Studies)</b>	<b>Math (Includes Science)</b>	<b>Total Daily Minutes</b>
K	200	100	300
1	200	100	300
2	200	100	300
3	200	100	300
4	240	100	340
5	240	100	340
6	240	100	340

For purposes of California Class Size Reduction (“CSR”) standards, RSSP plans to designate the first academic teacher each day as the homeroom teacher for a class. Please see Appendix X for opinions validating the RSSP approach with respect to CSR from our auditor, Thom Gilbert, and Lynn Piccoli of the California Department of Education. The Charter School recognizes that CSR funds are not currently available for new charter schools, but will keep this option open, as the RSSP educational program meets CSR requirements.

***Implementation of Educational Program/Curriculum***

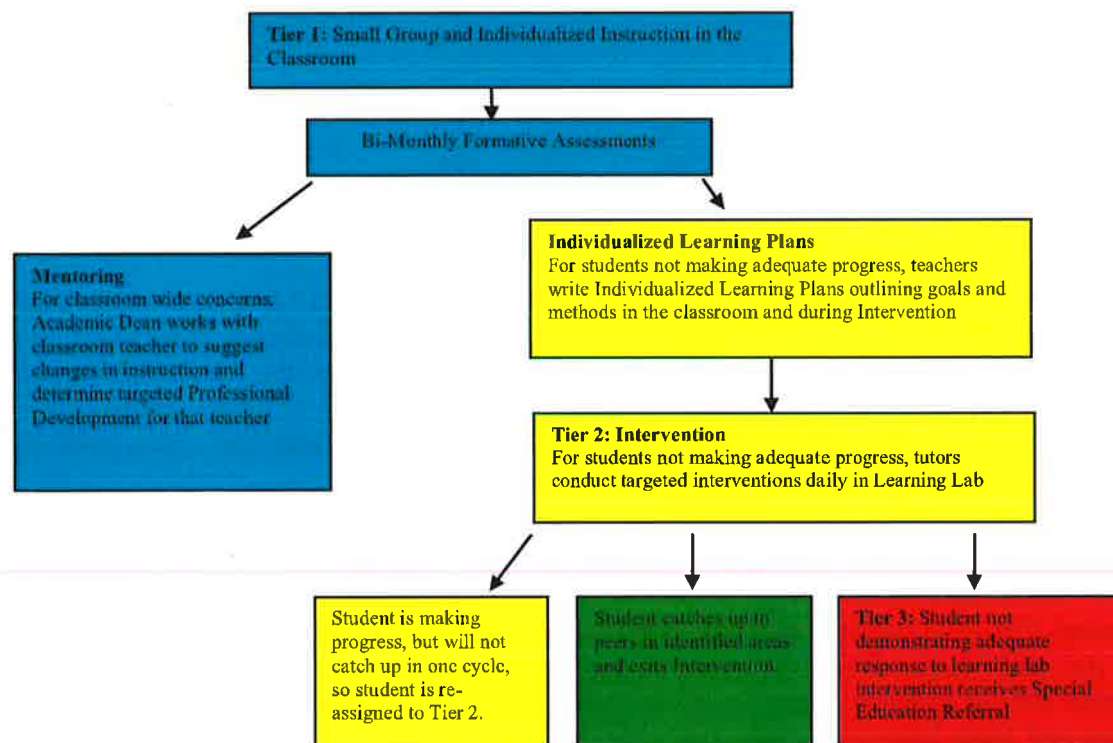
The RSSP curriculum follows state standards for the subject areas of: English Language Development (“ELD”), English/Language Arts (includes Writing), Mathematics, Science, Social Studies, Art and Music. We place most of our emphasis on the subjects of Literacy and Mathematics for our students. Our primary educational goal is to ensure grade-level proficiency in Literacy and Math by second grade and achievement above grade level by the time students leave RSSP in fifth grade. Students will also take Science, Social Studies, and Arts at all grade levels to broaden their understanding of the world and to create avenues to exercise different facets of their intelligence. The curriculum at RSSP is aligned with State content standards, such that students will not only achieve the objectives specified in the charter but will also master the academic content standards in core curriculum areas as adopted by the State Board of Education pursuant to Education Code Section 60605. Teachers will be encouraged to assist their students in exceeding minimum standards. Please see Appendix A for a description of a typical day in school for a Second grade student.

The remainder of this section provides an overview of our Response to Intervention (RtI) approach and academic philosophy for each area of study. RtI describes both a service delivery model and eligibility criteria for specific learning disability (IDEA 2004). In a report prepared by the National Joint Committee on Learning Disabilities (2005), the Committee identified three



core components of RtI: “(1) Application of scientific, research-based interventions; (2) measurement of student’s response to these interventions; and (3) use of RtI data to inform instruction” (pg. 2). The term RtI also describes an eligibility criterion for special education. This criterion is found in IDEA 2004 Sec 614(b)(6)(B). The law states; “In determining whether a child has a specific learning disability, a local education agency may use a process that determines if the child responds to scientific, research-based intervention as a part of the evaluation procedures...” Please see detailed ELD objectives in Appendix C and course objectives for each area in sample long-term plans associated with each subject in Appendix I and a sample Bell Schedule in Appendix Z.

### RSSP’s Three-Tier Response to Intervention Approach



### Universal Screening

All students are assessed upon entry to determine performance relative to grade level standards. We do this using a number of different measures. In literacy classes, teachers administer the Developmental Reading Assessment (“DRA”), the NWEA MAP assessment for Reading, the CORE Phonics Inventory, and other assessments that are relevant to their grade level (i.e. Sight word recognition for 1<sup>st</sup> grade. Math teachers give grade level math assessments created to measure student progress towards end-of-the-year objectives as well as the NWEA MAP assessment for Math. All of this data is used to identify our students who fall into the Below Basic or Far Below Basic quintiles.

The Teacher Dashboard (see Appendix AK) will facilitate communications between teachers and tutors, by providing more timely status updates of a student’s progress, and by enabling teachers

to easily specify remediating content and activities during RTI that are targeted to meet the student's specific learning needs. As the diagram below indicates, the Teacher Dashboard enables teachers to further individualize instruction during a student's Response to Intervention (RTI) sessions with tutors. Figure 5 illustrates the status of each RTI student, by grade and by DRA. At the end of RTI sessions, tutors can leave notes regarding a student's progress, in order to provide teachers with more timely updates. Both tutors and teachers are then able to make better use of RTI sessions, to assist each child with his / her specific learning needs. More timely, targeted interventions help to accelerate each student's progress and increase the likelihood of successful remediation. Content from the RTI tab is automatically linked and integrated with the student's Individualized Learning Plan.

### Progress Monitoring

Every 8 weeks our teachers reassess to show student progress. This is translated visually by the staff into Assessment Walls for each class, showing which students fall into each quintile from Far Below Basic to Advanced. This data is then used to adjust classroom instruction and to identify students in need of more focused support to make adequate progress.

Teachers will also collect data from the Teacher Dashboard (see below and Appendix AK). The Teacher Dashboard will enable educators to sort and place students into different small groups, by using different criteria. At present, small group assignments are done manually, which is time-consuming and requires duplication of content (and potential errors in the placements). A benefit of the Teacher Dashboard will be to assign student groupings based on real-time achievement data.

**Rocketship Education**

Dashboard | Assessments | Tracker Report | **RTI Program**

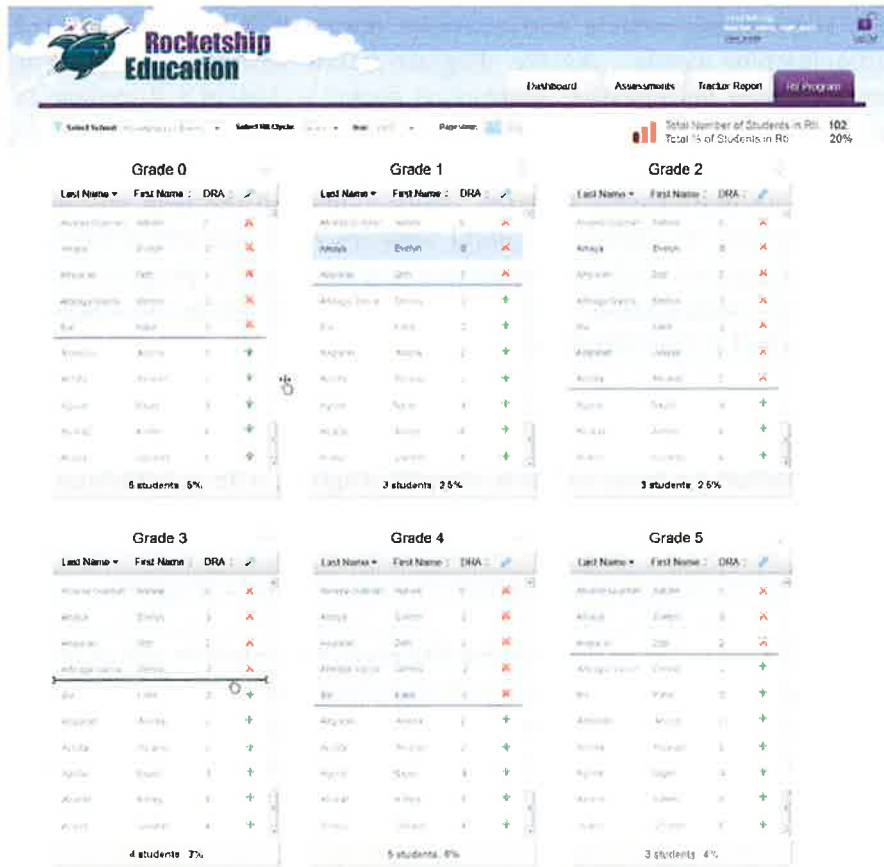
Get Progress | Small Group Selection

Total Number of Students in RTI: 102  
Total % of Students in RTI: 20%

#### Small Group Selection

Groups	Last Name	First Name	Available	Grade	DRA	Core%
1	Adams	Quinn	30	2	1	25
	Ally	Emile	36	2	1	27
	Wheeler	Sam	34	2	1	21
	Whelan	David	25	2	1	21
2	Ba	Chae	31	2	1	24
	Alger	Wanda	35	2	1	27
	Wade	Michael	27	2	1	21
	Aguiar	Marcel	21	2	1	21
3	Atwood	Ashley	31	2	2	21
	Allen	Gregory	30	2	2	18
	Anderson	David	29	2	1	21
	Anderson	Bryan	29	2	1	21
4	Alon	Leonardo	25	2	1	21
	Finley	Maximilian	31	2	1	21
	Aguiar	Marcel	21	2	1	21

Notification message example



### Individualized Learning Plan

Teachers write an Individualized Learning Plan for all students whose achievement falls below Basic. ILP's include assessment information, measurable goals that are realistic yet ambitious for an 8 week period, classroom modifications, computer curriculum focus, and explicit goals and their corresponding practices for tutors to accomplish with each student in Learning Lab or after school interventions.

Assessment data, RTI content and the integration of results from online learning programs are important inputs into the student's Individualized Learning Plan (see below). Automating the Individual Learning Plan and incorporating it into the Teacher Dashboard will enable teachers to use the ILP as an interactive, 'living' tool which reflects the student's progress throughout the school period. Using an online ILP, teachers, tutors and Learning Lab staff can adjust in real-time to alter and refine the student's learning objectives with the most useful, targeted content and activities. As the figure below illustrates, the ILP is organized by Common Core Standards, and is automatically populated with relevant learning content associated with each of these standards. Teachers can then add and subtract learning objectives, as appropriate, based on assessments of the student's achievement in each of these areas.

**Rocketship Education**

Dashboard Assessments Tracker Report **RII Program**

RII Program Student ID: 123456 Name: Cecelia Jose Teacher: Rocketship Mateo Sheedy Reading Level: 2 Math Level: 6

Current Academic Record: 2009-2010

	September	October	January	March	May
DRA	6	6	10		
Math	6	6	6		
Other					

Standards Objectives Goals

Code	Description	Activities
✖ TN 1.2	Blending sounds/spelling	<ul style="list-style-type: none"> <li>✖ ODR sound/spelling cards</li> <li>✖ Flashcards for key sound/spelling (e.g. /t/ /d/)</li> <li>✖ ODR worksheets</li> <li>✖ Reading A-Z worksheets</li> <li>✖ Read aloud. Highlight the yet sounds/words before, during and after reading.</li> <li>✖ 1 minute general ed. for students with needs.</li> <li>+ Add activity</li> </ul>
✖ TN 5.1	Decoding unfamiliar	<ul style="list-style-type: none"> <li>✖ ODR worksheets</li> <li>✖ Decoding books</li> <li>✖ Reading A-Z worksheets</li> <li>+ Add activity</li> </ul>

+ Add Start/End Save

### Tier 1-Individualized Learning Plan

Teachers implement the ILP in the general education classroom. Teachers assess student progress after 8 weeks of instruction. Students who do not respond adequately to the initial instruction receive additional modifications and support in the general education classroom. These modifications may include adjustments in intensity, duration, and frequency of instruction. Teachers may meet with smaller groups more often for longer periods of time. Teachers may adjust instructional strategies and materials as well.

### Tier 2

Students not responding adequately to the goals laid out in the ILP in the general education classroom OR identified as significantly below grade level in the first round of assessments are given a revised ILP directing their work in an additional period each day during small group tutoring (intervention) time. During this time, they work directly with a tutor on the specific skills they are lacking. For example, if a student in first grade is stuck at a DRA level 6, they will need practice with sight words, blending long vowel words, chunking multisyllabic words into syllables, describing main characters using adjectives, and making strong connections between the text and their own life. Intervention tutors are provided with a very specific 8-week plan combining suggestions from the classroom teacher and Assistant Principal in teams of strategies and approaches to use to get a student to meet their target at the end of 8 weeks. (For our example student that would be a DRA 10). In eight weeks, when we assess again, we measure to see if meaningful progress has been made by the Intervention students. If the student still is not making adequate progress, we may conduct a Student Study Team Process and revise the Individualized Learning Plan.

### **Tier 3**

If the student fails to make progress in both Tier 1 and Tier 2 interventions after 2 cycles (16 weeks), they enter into the Special Education assessment process. Because RSSP will be an LEA for Special Education purposes, a majority of our special education professionals work directly for Rocketship Education, including paraprofessionals and resource specialists, giving us more control to ensure that Special Education students' Individualized Education Plans are aligned with the academic goals of the school. Rocketship Education also hires consultants for students with specialized needs. Please see Appendix H for a complete description of Rocketship Education's RTI approach.

### **Professional Development**

The process of looking at interim assessment data and formulating a proper ILP takes practice for teachers and is an area we spend time both in formal professional development and in mentorship between the Academic Dean/Assistant Principal and each teacher. Our teachers will spend a significant amount of time with the Academic Dean analyzing overall class performance to know in which areas they need to develop their skills. Equally important is the deep knowledge that a teacher builds over time of the specific types of problems that students may have and the best ways to overcome these problems. Teachers will focus on more effective diagnosis of students' problems and development of effective scaffolding for these students while building the Individualized Learning Plans.

### ***Helping our EL students make rapid gains***

Our goal is to help our EL students make rapid progress out of levels 1 and 2 and into levels 3 and higher. Our experience shows that once a child reaches the intermediate stages of fluency, he or she begins to accelerate his or her progress on all of his or her academic work. In order to help our EL students to master listening, speaking, reading and writing in English by second grade, RSSP students will be immersed in English. We believe that the most effective instructional approach for a school with a high EL population is to embed ELD principles in all aspects of the curriculum and to teach explicit ELD during a portion of the day. Pedagogically, our program is modeled off of the Teachers of English to Speakers of Other Languages ("TESOL") standards for English Language Development. To embed ELD principles across all subjects, we work with Project GLAD (Guided Language Acquisition Design) to teach our teachers methods to provide additional instructional support to EL students. Studies of Project GLAD have shown statistically significant gains in students relative to control groups of ELL students taught by non-GLAD teachers. Our explicit ELD will focus on developing oral language, grammatical constructs and academic vocabulary in English. This period will take place during the Literacy block in Guided Reading, when EL students will be leveled by English fluency and provided with explicit ELD instruction. In the RtI tutoring program, ELs who are not making Significant Gains receive Literacy instruction as well as ELD as appropriate to accomplish goals in their ILP. RSSP uses Open Court's ELD program in the Literacy classroom. All RSSP teachers will hold a CLAD certificate or equivalent California Commission on Teacher Credentialing EL certification.

### ***Reading***

By individualizing instruction through the Response to Intervention model we help our students make rapid gains in fluency. Reading is central to all parts of the RSSP curriculum, especially in grades K-2. We will also actively prioritize Reading above other subject areas in the early grades and for students who are still struggling in later grades. This can mean a student is pulled out of a content area class for individualized reading instruction or an ILP for a student which allocates them a double block of reading if necessary.

We are firm believers in the findings of the National Reading Panel (“NRP”).<sup>2</sup> The NRP reviewed all of the available high quality research with measurable results and a study size and student composition indicating that they could be generalized to the entire population of American students. They found five general areas of reading instruction which were crucial for developing excellent readers: phonemic awareness, phonics, fluency, vocabulary, and text comprehension. We expect that even our Academic Deans will spend a significant amount of time building their skills in each of the five areas of Reading. The founders of Rocketship Education have been teachers and students of these areas for several years of their own teaching. The California Language Arts standards are likewise organized around these areas for the early grades.

RSSP uses Open Court for the whole-class portion of our Literacy block. RSSP uses Pearson’s Developmental Reading Assessment (“DRA 2”) assessments Unit Assessments to diagnose current reading ability with students. DRA 2 contains running record assessments measuring a student’s fluency and comprehension which establishes a baseline reading ability. These assessments drive decisions about whether students need additional classroom support or tutoring during Learning Lab.

### ***Instructional Strategies***

During our Literacy block, time will be split between whole-class Reading instruction using the Open Court curriculum, Writing as described in the next section, small-group Guided Reading instruction, and in the upper grades an additional focus on chapter books and reading comprehension. During whole-class Reading instruction, textbook-based activities will include Read Alouds, Choral Reading, and Explicit Phonics instruction. During Guided Reading time, the teachers will usually be with four or five students, and the other students will be working on several different literacy centers, practicing skills relevant to their stage of development. From experience, we expect that a significant amount of small group time in K-2 will be spent on oral language acquisition and fluency for our EL students, and on phonemic awareness and phonics skills leading to grade-level reading fluency. In grades 3-5, students who are performing at grade-level will have mastered most aspects of oral language, phonics, and phonemic awareness, and we will be focused more on deep vocabulary investigation and comprehension of fiction and non-fiction texts. Across all grade levels, teachers will work vigorously to develop students’ reading fluency, which is a key to their ability to develop more of their concentration to analysis of the text.

---

<sup>2</sup> This study is available online at <http://www.nationalreadingpanel.org/Publications/summary.htm>

In addition, in fifth grade, all RSSP students will be expected to complete an Extended Analysis Project. The Extended Analysis Project is similar to an honor's thesis, which will require the student to utilize their academic skills of math, reading, writing, and possibly other areas as well. The students will present their projects at the conclusion of the year, which will be their opportunity to demonstrate their overall learning, knowledge, and capacity as independent, life-long learners as well.

### ***Writing***

Children will begin writing their first day at RSSP. Writing is often a difficult task for EL students, because it requires a demonstration of understanding of language rather than the more simple recognition of words and sentence patterns, which are required in Reading. RSSP has adopted the Northwest Regional Educational Laboratories ("NWREL") 6 Trait Writing Model. This model identifies 6 qualities seen in outstanding written works. These traits include:

1. Ideas: The content, or main theme. Can be looked at as the heart of the message.
2. Organization: The internal structure of the writing.
3. Voice: The personal voice of author comes through. This gives a sense of a real person speaking.
4. Word Choice: The use of precise, colorful and rich words to communicate.
5. Sentence Fluency: The writing flows together often with a rhythm or cadence.
6. Conventions: Mechanical correctness, including spelling and grammar.

We have adapted a six-trait rubric developed by NWREL to focus student learning and give them specific feedback on their writing. The rubric emphasizes the development of ideas, organization and voice, as opposed to students' and teachers' natural tendency to emphasize word choice, sentence fluency, and grammatical conventions.

The NWREL 6 Traits Writing model will give the RSSP staff a solid foundation of key traits to focus on in their application of writing and also provides the staff with a specific model of instruction. However, teachers often require further support depending upon their experience levels. Consequently, RSSP will utilize other writing strategies like Step Up to Writing and Lucy Calkins Units of Study. For example, Step Up to Writing provides rather simplistic models and strategies to help students to organize their ideas prior to generating writing. Thus, this model will be especially helpful to use for new teachers on staff at RSSP who are beginning their writing instruction. Additionally, the color-coded organization system for expository writing has proven quite effective in helping ELs to better prepare for the task of producing organized and effective writing.

More experienced staff at RSSP will be able to supplement the NWREL 6 Traits writing instruction through the use of Lucy Calkins Units of Study. These units of study focus on very specific strategies and elements of strong writing. They give students a chance to take ownership over idea generation and ultimately lead to writing that is more interesting, unique, reflective of a student's voice, and higher student engagement in the process of writing. The Lucy Calkins Units of Study will allow the students at RSSP to further develop their writing skills while also giving our staff at RSSP the opportunity to grow and develop more as writing instructors.

### *Instructional Strategies*

Writing will be taught as part of the Literacy block and instructional strategies will vary by grade level. For beginning writers in Kindergarten, shared writing linked to a read-aloud book will be more common. By second grade, we expect to conduct a structured writer's workshop with students in all stages of development including brainstorming, organizing, drafting, editing, revising, and creating an illustrated final draft. In all grade levels, students will develop the ability to distinguish between expository and narrative writing and the different strategies and purposes behind each style of writing. Each grade level will introduce or extend students' understanding of various genres of writing including response to literature, summary, personal narrative, informational writing, and letter writing.

### ***Math***

Students will master the basic skills and computational fluency required in California's state standards through lessons aligned with Harcourt Education's state-adopted mathematics curriculum, John Van de Valle's Elementary and Middle School Mathematics, Math Their Way, Math a Way of Thinking, and the work of Marilyn Burns and Cathy Fosnot. Within the context of the State standards, students will constantly be challenged to reason and communicate mathematically, in addition to demonstrating proficiency in all required math standards. Specifically, teachers will focus on developing students' *number sense* and *algebraic reasoning* abilities. This approach is supported by the recently released "Final Report of the National Mathematics Advisory Panel" (USDE, 2008, p. 17). Even young students can begin to understand numbers conceptually, and can recognize relationships among mathematical concepts (*Building a Foundation for Learning in the Elementary Grades*, NCISLA VOL. 1, NO. 2, Fall 2000). According to research conducted at the University of Texas, Austin, "Number sense not only leads to automatic use of math information, but also is a key ingredient in the ability to solve basic arithmetic computations." (Gersten, 1999) As a result, they are more prepared for the rigors of higher math. Important elements of number sense among young children include linking symbols to quantities, understanding part-to-whole relationships, and being able to make calculations with the same fluency that we stress in reading, so that they can devote more of their thinking to visualizing and tackling difficult word problems.

As students progress, this will be constantly monitored and evaluated by the central organizing theme of preparing them for Algebra, which will drive much of our Math instruction. Some of the main concepts that we will help our students internalize to be ready to perform Algebra include understanding multiple representations of data, functions, working with missing information through the use of variables, and inductive reasoning used to prove equations. We believe that because we are hiring teachers who want to team with a focus in Math, we will be able to find teachers who are generally more fluent and more passionate about the teaching of Math than most elementary school teachers. Additionally, our Academic Deans will find relevant professional development experiences for our math teachers to improve their practices including observations of highly skilled teachers, conferences and workshops, and exploring professional literature as well.

### *Instructional Strategies*



In order to focus on deeper comprehension of mathematical concepts, we will strike a balance between building computational fluency and using discussion to help students explain why they reached an answer. Students will focus not only on finding the correct answers, but will be expected to articulate *how* the answers were derived. Our methods will include hands-on activities, classroom discussion about mathematical reasoning, and sufficient calculation practice to make arithmetic operations automatic. This conceptual instruction is further made possible through the supplementation of the Harcourt Math curriculum with Math Their Way, Math A Way of Thinking and Van de Walle instructional strategies. These supplementary resources aim to provide our students with a strong conceptual understanding as well as the rote mathematical practice provided within Harcourt.

In addition, math instructors will be focused on developing mathematical units that are backwards planned and focused on the Top 10 standards that are selected as the “power” or primary math standards for a grade level. This will allow RSSP to focus on creating units that are focused on depth of instruction and conceptual instruction as well.

### ***Science and Social Studies***

Science and Social Studies provides an opportunity for students to learn by doing. Using Project GLAD’s method of providing ELD instruction during Science and Social Studies, we intend to accelerate students Cognitive Academic Language Proficiency (“CALP”) development by supporting acquisition of academic vocabulary. RSSP has a strong Science and Social Studies curriculum which blends hands-on inquiry with leveled readers targeted at a student’s reading level. We use the McTighe and Wiggins Understanding by Design (“UbD”) approach. This approach is a framework for creating a curriculum based on state standards. UbD has been shown to develop students’ reasoning and interest in Science and Social Studies. To develop our curriculum based on the UbD framework, we start by backwards mapping of the state standards to identify the main objectives in Science and Social Studies. We then developed units and lesson plans within each unit to focus on these major objectives. We have been refining these units for two years as more teachers contribute to the richness and learning techniques of each unit and lesson. Every new teacher at Rocketship has a set of UbD units they can use which cover the Top 10 standards, or they can create new ones to add to our library. Examples of these UbD units are included in Appendix F.

Science and Social Studies teach several very important skills on their own. One of the most important skills a student can learn from these classes in the primary grades is how to effectively read non-fiction text in the content areas (Pressley, 2002). Students will be faced with a multitude of classes throughout the rest of their lives where this skill will be central to their understanding of the content and ultimately their enjoyment and performance in the subject. The critical skills of determining the organization of a non-fiction text, identifying and understanding key vocabulary terms, and actively summarizing are skills that are not easily learned when reading fiction. At RSSP, we balance our reading in early grades to include both fiction and non-fiction and focus directly on the skills necessary to master non-fiction as they are presented in Science and Social Studies.

### ***Science***

Science instruction will be embedded in Math instruction through the use of thematically integrated, standards-based UbD units. Integrating Math and Science gives students the context through which to understand how mathematics relates to the physical world. Moreover, science naturally integrates into various aspects of math. Consequently, this integration of subject matter ensures that students will have greater exposure to skill areas like expository texts, scientific notebooks, graphing, organizing data, and many other math and literacy skills that correlate with science.

The science curriculum at RSSP has been primarily organized through the implementation of UbD units. At Rocketship Education, we have done extensive work to group science standards into robust UbD Units that cover science topics in depth (included in Appendix F). We believe in focusing on depth instead of breadth in the teaching of science. Consequently, our units cover standards from various grade levels, grouped together into a manner that allows our students to understand at a very high level the concepts behind the standards and how this information relates to their own lives. By taking this approach our teachers create 8-12 week long units that are relevant and engaging to students as opposed to rushing through many small units on varying topics. This allows students to learn material in a much deeper way, and consequently, they are more able to apply these lessons in future grade levels and later in life. Moreover, each unit reviews science standards from previous units. Thus, as students mature, they are better able to master various concepts through this spiral approach.

For example, our Animal Adaptations & Habitats unit taught in 3<sup>rd</sup> grade includes standards from kindergarten, first, second, third and fourth grades. Students review concepts taught in the first grade Food Webs unit and are given a solid foundation that allows for an even greater understanding of the fifth grade Plant and Animal Systems unit. By grouping similar standards together we are giving students a chance to explore a concept in more depth. However, all of our units build upon each other. So, a first grader will receive a strong introduction to states of matter that will be reviewed and added to in the 5<sup>th</sup> grade unit on Chemistry.

We believe that Science offers a broad array of concepts crucial to student understanding. Students will discover and learn about the natural world by using the methods of science as extensions of their own curiosity and wonder. Students will acquire knowledge of the life, earth and physical sciences from a balanced curriculum, which includes building on their understanding of science concepts to learn about the logic of the scientific method and applications of science to the world around them. Students will develop critical thinking skills of science: observing, comparing, organizing, inferring, relating, and applying.

All students will be exposed to life, earth, and physical sciences in a curriculum that is based on the State Framework and State Standards. Our desired outcomes from science are an understanding of the process of scientific inquiry, curiosity about the world around them, skills to comprehend informational text, and increased self-esteem from producing a tangible work-product as a result of their understanding. Moreover, we expect our students to demonstrate a strong understanding of scientific concepts in the fifth grade state assessment as well.

### *Instructional Strategies*

RSSP teachers teach three UbD units a year. Depending on the grade level, there may be two science units and one social studies unit, or vice versa. Science is taught 4-5 times a week for roughly 45 minutes a day during science units. During this block of time students are engaged in investigations, reading non-fiction leveled texts related to their topics, writing both narrative and expository pieces relevant to the unit, and learning using a variety of GLAD strategies including pictorial input charts, expert groups, cognitive content dictionaries etc. The culmination of two UbD units a year is an Exhibition Night, where students present their leanings to their parents and community members.

Students primarily work in cooperative groups, and often use hands-on materials to reinforce their understanding of scientific concepts. In order to facilitate a research and inquiry-based instructional model, teachers implement and reinforce clear rules and procedures for laboratory work. These procedures ensure the safety of students, while allowing them to learn and investigate in a dynamic and collaborative environment.

Teachers incorporate fictional and expository text into their science instruction. In addition to the use of leveled readers, students will regularly be required to write both fiction and non-fiction text in relation to their experiments. For example, third grade students studying extinction and evolution (see related course objectives, below) might write fictional stories about an extinct species, and will write lab reports on their investigations with rock layers and fossils. Math will also be integrated into Science through the use of graphs, charts, or drawings to show findings. Students will regularly be required to orally articulate their findings.

In addition, at RSSP we believe that students need to be exposed to their natural world. There are a plethora of things that can be learned from students spending time in nature, which is often difficult for many of our students as they grow-up in an urban environment. Consequently, a unique and important component of RSSP science curriculum is exposing our students to overnight camps. These camps occur in 4<sup>th</sup> and 5<sup>th</sup> grades and some occur in 3<sup>rd</sup> grade as well. Through partnerships with several nature organizations, we are able to expose our students to several important scientific standards and help them gain a deeper understanding of these concepts.

Additionally, as the vast majority of students we currently serve at RSSP are English Language Learners, our teachers employ a wide variety of GLAD strategies to make high level content knowledge both accessible and engaging to all students. Part of the students' homework during these units is to discuss with their families what they have learned in class that day. By drawing a picture, labeling it, and re-teaching the information to someone at home students are getting a chance to practice their academic language outside the boundaries of the normal school day.

### ***Social Studies***

Social Studies instruction will be embedded in Literacy instruction through the use of thematically integrated, standards-based UbD units. Social Studies are an opportunity to integrate aspects of our curriculum like Reading and Writing in a context that naturally requires them. Our use of the UbD framework to design Social Studies curriculum makes the concepts and academic vocabulary accessible to our students regardless of current reading level.

Key content outcomes for Social Studies include knowledge and cultural understanding, democratic principles and civic values, and academic and social skills necessary for effective participation in diverse societies. Key skills we hope students to learn include the integration of multiple skills to solve a project-based problem, the ability to use informational text, mastery of academic vocabulary, and increased reading and writing skills. This curriculum will be aligned with the State Framework.

*Instructional Strategies*

Teachers will build upon students’ curiosity about themselves and their world by presenting history as an exciting and dramatic series of events and issues. Students will engage in problem solving as they acquire, evaluate, and use information in a variety of ways. Frequent opportunities will exist for all students including English Learners to share their language, cultural ideas, customs, and heritage, thereby providing multicultural dimensions to the curriculum. The teachers will provide equal access to the core curriculum for all students through a variety of appropriate strategies. The teachers will facilitate the exploration of values critical to understanding the democratic process.

*Arts (Art and Music)*

The curriculum will be aligned with the Visual and Performing Arts Framework for California Public Schools and will include dance, drama/theater, music and visual arts. Arts will be integrated into the Literacy block (see Appendix Z: Bell schedule), often as part of Social Studies content.

All students, including EL, Gifted, and Special Education will have equal access to the visual and performing arts core curriculum, with modifications to meet their individual needs. Integrated instruction will be delivered by the regular classroom teacher, as well as by the enrichment staff. The State has effectively identified key standards for the visual and performing arts. Those standards, listed in Appendix C, will guide the integration of arts into the curriculum. Through a process of unpacking and prioritizing content standards for the four core content areas, teachers will identify opportunities to integrate the arts into those curricular areas, and will build unit clusters that maximize student exposure to and engagement in the arts.

Please see Appendix C for a detailed discussion of learning objectives for ELD, Literacy, Math, Science, and Social Studies and Appendix I for sample long-term plans associated with each subject. Below please find a summary chart setting forth the curriculum choices by content area, and the rationale for same.

<b>Content Area</b>	<b>Curriculum Resource</b>	<b>Rationale</b>
English Language Arts	Open Court	RSSP’s Literacy begins with standards-based instruction from Open Court’s state-adopted Literacy textbook.
	Scholastic	RSSP has a complete library of Scholastic leveled readers used during the Guided Reading portion of our Literacy block.

	Writing: <i>Six Traits of Writing</i> Publisher: NWREL	As discussed previously, this outcomes-based program gives teachers a rubric to examine student work and suggests instructional practice to drive student progress.
	Writing: <i>Lucy Calkins Units of Study and Step Up to Writing</i>	Lucy Calkins Units of Study and Step Up to Writing are both writing curriculums and strategies that are used to supplement the writing instruction at RSSP. They are specifically used to differentiate between teacher’s needs and their proficiency level in delivering writing instruction.
	Assessment: <i>DRA</i> Publisher: McGraw Hill	DRA is a running record assessment measuring a student’s basic fluency and comprehension in leveled texts. This assessment provides us with baseline data of a student’s reading proficiency.
Math	Harcourt Math	RSSP’s math program begins with the state-adopted, standards-based Math curriculum.
	Math Their Way, Math A Way of Thinking and work by John Van de Valle	Math Their Way, Math A Way of Thinking and work by John Van De Walle are resources that are used to supplement that Harcourt Math curriculum. These curricula provide a more hands-on approach and further address the conceptual aspect of various mathematical lessons.
Science and Social Studies	<i>Understanding By Design</i> Association for Supervision and Curriculum Development	UbD defines an approach for backwards-mapping state standards in Science and Social Studies in order to develop units which each cover multiple key standards. Based on UbD, RSSP has developed a set of thematic units in Science and Social Studies based on state standards. See sample UbD plan in Appendix F for more detail.

***Professional Development***

At RSSP, we believe that professional development is a critical component to the success of our teachers and staff, but more importantly, it is a critical element to student achievement. Rocketship Education’s professional development model involves multiple resources, which are detailed below.

Teachers at RSSP will be focused on developing a deep understanding behind the Charter School’s approach to their subject area. Typically, the learning objectives will include:

- a focus on the pedagogy which shapes the curriculum in their instructional focus area (literacy/social studies and/or math/science)
- a focus on the organizational culture and values and leadership skills necessary to lead students and families to significant gains (Rocketeer Core Values)
- an understanding of the instructional techniques used and how to use them, especially through the Professional Growth Plan (“PGP”)
- building an understanding of how to use student data to identify learning challenges, especially during Data Analysis Days
- developing techniques for individualizing their planning and instruction (PGP)
- observing excellent schools or instructors and learning their techniques/strategies

- investing students and families in the attainment of ambitious academic growth goals (PGP)

To develop the necessary subject expertise for our teachers as well as provide ongoing support for Academic Deans, Rocketship Education partners with several outside professional development organizations and higher education institutions to conduct in-depth professional development in Literacy and Math. Currently, these organizations include Project GLAD, Guided Reading, Santa Clara County Office of Education, Doug Lemov with Uncommon Schools, Formative Teaching, Real Time Coaching with Lee Canter, Lucy Calkins, Project Cornerstone, and various other organizations as well. Rocketship Education is constantly reflecting on student achievement data and teacher instructional needs in order to further develop the professional development program and coordination of resources in order to ensure that all student, teacher, and school needs are addressed in order to realize significant gains in student achievement.

### **Summer Professional Development**

Professional development at Rocketship Education begins four weeks prior to the start of school, typically in August. During this time, the schools focus on various items, including school culture, classroom management, planning (daily lesson plans, unit planning, and year-long planning), building culture within the school team, home visits and parent investment/empowerment, instructional techniques, and data. These first few weeks in the summer create a critical foundation for the staff at a school to build a collaborative culture of trust, but to also focus in-depth on creating a strong school culture and aligning on school and grade level goals for the year. A sample professional development calendar for August 2010 is attached in Appendix AB. Moreover, this additional time in the summer grants the Academic Dean and Principal the opportunity to better on-board new Rocketship Education staff or new teachers in general. Thus, better equipping them with an understanding of the cultural expectations of the school, classroom management techniques, how to properly assess their student achievement and progress, and granting them additional time to familiarize themselves with the curricula and scope and sequence of instructional objectives for the year. This additional month of time solely reserved for professional development ensures that Rocketship Education schools are able to commence with a cohesive, collaborative team of educators that have already begun to invest parents and families in this work, while also being much more thoroughly prepared instructionally to ensure that the academic year is successful from day one.

### **Yearly Professional Development**

In addition, Rocketship Education's commitment to teacher professional development is further evidenced in the amount of time that is set aside throughout the year for teacher development. There are several days set aside during the calendar year that are solely focused on professional development, which also include an annual staff retreat, and moreover, each Friday from 2 to 5pm is reserved for professional development as well. This means that more than 150 hours of time is set aside throughout the calendar year for staff professional development as an entire team or school or almost three weeks. The professional development that occurs on Friday's is facilitated and organized primarily by the Academic Dean at each school site. The Academic Dean has access to a professional development scope and sequence (see Appendix AB) that provides each school with a suggested timeline for introducing, learning, and practicing key

components of the PGP and the Rocketship Education professional development program. This scope and sequence is also differentiated by teacher experience level. However, the Academic Dean and school site retain the ability to deviate from the scope and sequence map in order to address more immediate or local needs of the school site. These may include items like preparing for a WASC (Western Association of School Accreditation) visit, addressing a school culture item, reviewing local school data and addressing any local instructional needs, and various other items that may arise.

The summer month of August and various professional development days throughout the annual calendar set the stage for new areas of focus for teachers (Literacy/Social Studies or Math/Science). For example, before the beginning of the school year and for the first few weeks of school, the Literacy focus is on setting up the classroom, classroom management, creating Literacy Centers, and managing Guided Reading groups effectively to get a fast start on building students' literacy. This is a wider range of topics as a more junior teacher may be focused on classroom management initially and in late October will be ready to begin the transition of focus to guided reading. However, a more experienced teacher may already be prepared to manage guided reading as they are already prepared with classroom management and setting up their classroom. In subsequent professional development days, new topics are introduced focusing on issues like using time at the Guided Reading table effectively to achieve goals like reading a new book each day with students. These focus areas differ throughout each year based upon the experience level of teachers and their immediate needs.

### **Professional Growth Plan**

The core of Rocketship Education's professional development is the Professional Growth Plan (also see Appendix AD). The PGP is a tool that includes various components of instruction that are critical to student achievement. The first component of the PGP is the school goals, grade level goals, and data from interim assessments. Data is the driver of the PGP in that it ensures that the teacher, Principal, and Academic Dean are able to remain focused on the annual goal and current progress towards these academic goals, thus, making professional development decisions that will have the greatest positive impact on ensuring that students realize these annual academic goals. The next component of the PGP is the Rocketeer Core Values. These are the nine core values (Mission Driven, High Achiever, Adaptable, Collaborative, Planner, Innovative, Mature, Internal Locus of Control, and Eternally Positive) that are at the foundation of the culture of RSSP. These core values are an important part of the PGP as RSSP is focused on developing great teachers, which requires not only instructional knowledge and development, but also further development and alignment with the core values of what makes a teacher successful at RSSP. The core values are then followed by specific instructional components that are critical to student achievement. These major components are Planning (lesson planning, long-term planning, etc.), Execution (classroom management, collaborating with families, etc.), Differentiation (Guided Reading, teaching English Learners, etc.), and Leadership (time management, giving and receiving feedback, etc.). Each of these components has been strategically decided upon and created based upon other teacher development rubrics, including the California Teaching Professional Standards, Teaching as Leadership rubric developed by Teach for America, Charlotte Danielson Framework for Teaching, and others as well. In addition, the sub-components of each section have been decided upon and based upon successful professional development resources like Lemov Taxonomy, Project GLAD, Guided Reading,

Lee Canter, and various other resources. The PGP includes all of these items and attempts to introduce them in a manner that is scaffolded. Consequently, Planning is the first section of the PGP as setting goals, creating a long term plan, and creating a daily lesson plan are typically the first items that are challenging for a new teacher. Similarly, after a teacher has mastered planning, classroom management, and differentiation, they are then more able to focus on the leadership skills that will be required of them to emerge as a lead teacher or other position like an Academic Dean or Principal. Thus, Leadership is the final section of the PGP.

Every teacher at RSSP has a Professional Growth Plan (PGP) that is focused on their professional growth and development as a teacher and is individualized to their needs. The creation of the PGP begins by a Principal and Academic Dean observing a teacher multiple times in the beginning of the year and gathering their student data, which then begins to indicate the focus areas for this teacher. The Principal then meets with the teacher in a one to one (1:1) meeting, which occurs every other week. During this meeting, the Principal collaboratively selects up to three sub-components of the PGP with the teacher to focus on for the next 8 weeks. The sub components are specific rows within the larger components of Planning, Execution, Differentiation, or Leadership and are not the entire section. Thus, the teacher, Principal, and Academic Dean have a much more discrete skill to focus on in developing, observing for, and coaching. Following the subsequent interim assessments (occur every 8 weeks) the sub-components focus may change based upon student data and Principal/Academic Dean observations of the teacher's instruction.

#### **Academic Dean**

In order to fully be able to implement the Professional Growth Plan and professional development of teachers, Rocketship Education has an Academic Dean at each school. The Academic Dean is a former teacher who serves as a mentor for all RSSP teachers and their focuses are professional development of staff members and the Response to Intervention program. Thus, a majority of the Academic Dean's time is spent on professional development and focuses on the coaching of teachers and teacher development methods. While Academic Deans are by definition masters of their academic area, successfully coaching other teachers is a completely different skill than successfully teaching children. While we believe that our Academic Deans will have already shown a predisposition to coaching based on the positive evaluations they had to receive from peers in order to be promoted, we will provide extensive professional development for new Academic Deans to help them learn our academic systems and the best techniques for mentoring their associated teachers (please see Appendix AA for Leadership Training). It is also crucial that Academic Deans stay current in their field both through internal professional development, external professional development opportunities, and by being involved in professional organizations like the International Reading Association and National Council of Teachers of Math.

The Academic Dean invests in the professional development of teachers through the execution of their PGP through multiple methods. These methods include pre-conferences prior to a lesson, observing lessons, videotaping lessons, post-conferences after a lesson, regular one to ones with teachers to reflect on their practice, modeling lessons, co-teaching, and various other techniques as well. Another method of professional development that Academic Deans have access to is called Real Time Coaching. This method of coaching involves a teacher placing an 'ear-bud' or



microphone in their ear. An Academic Dean (or Principal) then coaches the teacher during instruction by giving directions to the teacher through a walkie-talkie while sitting in the back of the classroom and observing the class. This form of professional development has been a great resource to both Academic Deans and teachers in that it provides real time information and instructions to teachers that allows them to instantly modify their instruction and learn beneficial instructional techniques, rather than having to wait for a post conference or follow-up meeting. Lastly, for teachers who have been assigned to an Academic Dean, they are expected to meet with the Academic Dean at least once every two weeks for at least an hour after-school. However, these meetings often occur more regularly and they allow the Academic Dean to invest additional time in the teacher's mentorship

The Academic Dean is also responsible for planning on going professional development on a weekly basis. Every Friday shall be a minimum day, allowing the staff to come together for 3 hours of professional development and/or collaboration time each week. Deans plan for and facilitate these meetings, including such topics as data reflection, investing families and students in growth targets, improving management strategies, or simply sharing resources and planning for the next Social Studies or Science unit.

Although the Academic Dean plays a significant role in the development of staff, he or she does not act as the evaluator of any staff members. At Rocketship Education, we have divided the roles of mentor and evaluator. The Academic Dean is responsible for daily mentoring of teachers. In order to create a stronger relationship of trust and teamwork, Deans follow the objectives the PGP for guiding teachers, but evaluation of each teacher at mid-year and end of year for promotion purposes will be the responsibility of the Principal with significant input from the Academic Dean.

### **Data Analysis Professional Development**

Another key component of professional development at Rocketship Education involves Data Analysis. At Rocketship Education, interim assessments are given every eight weeks. Following these assessments, the teachers, Academic Dean, and Principal at Rocketship Education have a full day of professional development that is focused on the analysis of the interim assessment data. The teachers are able to review their assessment data in multiple manners, which include the Teacher Dashboard, Assessment Walls, and the Data Analysis Form.

### **Data Analysis Professional Development: Teacher Dashboard**

The Teacher Dashboard provides a unified "view" into each student's academic performance, and consists of a dashboard of student progress for each student. The dashboard tracks progress based on Common Core State Standards, and allows educators to:

- Identify a student's specific learning challenge early, by assessing the student's mastery relative to predefined goals
- Quickly drill down to identify the underlying skills deficits which are preventing mastery
- Review and coordinate the student's progress in mastering basic skills in Learning Lab

- Facilitate communications and updates between teachers, Learning Lab staff and tutors, on the student's progress – in the classroom, in Learning Lab and in tutorials.
- Provide more data-rich ways to evaluate and improve teacher effectiveness

By using the Teacher Dashboard, teachers can augment their important classroom work – instruction, guided practice, and critical thinking skills enhancement – with targeted and individualized independent practice, assessment and remediation that occurs in Learning Lab, with homework and with tutors (as needed).

Both educators and students benefit in multiple ways from the Teacher Dashboard. First, since all educators are using the same consistent interface to assess, prioritize, monitor and manage student learning, teachers can make collaborative, more fully informed decisions about each student's individual learning needs. In addition, use of the Teacher Dashboard as the repository for a student's Individual Learning Plan ensures that each student's out-of-class time is maximized to address his / her own individual learning needs. Finally, the students benefit from having the perspective and collaboration from multiple educators to boost their academic progress.

Key benefits of the Dashboard include:

- Real-time feedback on student progress. Real-time assessments – from tutors, Learning Lab, from online curricula and external online assessments – are available for teachers to track and prioritize each student's progress.
- More effective lesson planning. Dashboard information gives teachers useful content and context for planning lessons based on students' current levels, enabling teachers to re-allocate instruction time for key topics, and regroup students based on mastery, as appropriate.
- More targeted, individualized instruction. Teachers have a larger, deeper "basket" of resources to deploy for individualized instruction and student achievement. Having more resources at hand (without adding complexity) gives teachers more options to help students succeed.
- Data-driven assessments of teacher effectiveness. Teachers and administrators have access to more assessment data. With more ways to assess students, teachers gain more insights into the effectiveness of their teaching methods and practices.

Using the Teacher Dashboard on Data Analysis professional development days, teachers at Rocketship Education are able to fully analyze their student achievement data and progress. Moreover, following this analysis, they are quickly able to find solutions and next steps involving the multiple resources (tutors, online curricula, in-class objectives/interventions, focusing on a particular instructional objective with the Academic Dean, etc.).

#### **Data Analysis Professional Development: Assessment Wall**

Teachers at Rocketship Education also complete assessment walls on Data Analysis professional development days. The Assessment Wall is a school based process that highlights the review of

each student's academic growth while charting grade level strengths and weaknesses as well as schoolwide learning trends. It is a quick method for generating visual information that triggers grade level and schoolwide conversations of curriculum and instruction.

The primary purpose of creating grade level Assessment Walls is to use data to track the success of each student in the school and track group grade level performance. A second purpose is to create collaborative grade level teams which identify curriculum and instruction challenges and propose interventions to increase student success. A third purpose is to provide the opportunity for teachers to examine the performance levels of their students in order to modify the curriculum and instruction. And lastly, the Assessment Wall process provides a vehicle for yearlong and/or year to year grade level monitoring of student progress.

The critical component of the assessment wall is the act of actually moving the student post-it notes. The assessment wall makes the student achievement data within the Teacher Dashboard much more tangible and 'real' for the teacher as they are physically moving students through the quintiles and thus visually and physically becoming more aware of any academic disparities within the classroom. In addition, the additional information on the post-it notes (CELDT level, ethnicity, gender, etc.) more clearly indicates any other disparities that are occurring within the classroom, which may not have been as visible in analyzing the information within the Teacher Dashboard.

The development of the Assessment Wall begins in September/October of each year. A colored paper post-it (or other material) represents each student for each grade level. Each post-it will be placed by grade level proficiency levels on white butcher paper, on project display boards, pocket charts or white boards. Current grade level teachers compile student information and academic data from identified formal and informal assessments from the previous year and from September assessments for kindergarteners.

Prior to data compilation teachers and administrators must agree on the student ethnic post-it color key, the supporting information colored dot key, and the data information needed for each student. The complexity/amount of the information will vary depending on the experience of the staff with the concepts and applications for student performance analysis. It is better to start with less student information the first year using the Assessment Wall than more information.

*Instructions for the Assessment Wall:*

"Make sure placement of student information has a designated position on each paper post-it or information label. If you have a large wall area such as a classroom dedicated to teacher use only use a 70"x 36" sheet of white butcher paper with 3"x 3" post-its. If your assessment walls need to be more portable (no place to leave them on display) make a smaller display using white butcher paper (56" x 34") and attach it to the card board used to package easel pads (27"x 34") or science project display boards. Use 3"x 3" or smaller post-its for the student information. Some schools use magnetic white boards with magnetic post-its (magnetic post-its are cut from magnetic sheets)."

Suggestions for the student information are as follows:

- Student name (First name and beginning initial of last name can be used.)

- California Standards Test (CST) vocabulary, comprehension, literacy response or total English Language Arts scale score for grades 2-5
- RESULTS, DRA 2, Core Phonics, Summative Math Assessments
- First enrolled in school date (very powerful information)
- CELDT scale and/or level score recorded on English Language Learner (ELL) colored dot
- Date of entrance into the United States (for ELLs only)
- Retained (use R plus the year)

This information is in the student data base and can be generated and put on stickers so teachers do not have to comb through cumulative records and other data.

<p>Juan Garcia (If EL, blue dot Date Enrolled here) Other important school info: Teacher, grade level goal, etc.</p> <p>Place corresponding dots here with other assessments. Have them go across with each date and include percentage and place on appropriate color.</p> <p>Red=Far Below Basic (0-50%) Orange=Below Basic (51-70%) Yellow=Basic (71-80%) Green=Proficient (81-90%) Purple=Advanced (91-100%)</p> <p>○ ○ ○ ○ ○</p>
---

**Color Dot Key:** Colored dot stickers are added to the post-its. Schools with a high percentage of ELLs may want to use the colored dots only for ELs. On this EL dot, it is wise to include the CELDT score as well.

An example of a key:

CELDT Level 1 (Beginning), CELDT Level 2 (Early Intermediate), CELDT Level 3 (Intermediate), CELDT Level 4 (Early Advanced), CELDT Level 5(Advanced)

A colored dot should be placed at the bottom following each assessment. It is wise to put the corresponding score on the front of this dot. Complete this same process after each assessment so that the dots correspond horizontally across. This will allow you to track student progress and growth.

After teachers create these post-its for each student (you can help separate classes and grade levels by assigning different colored post-its), then the teacher places the students on the assessment wall according to their quintile. Thus, a red (far below basic) student would be

placed in this area of the assessment wall. Following each formative assessment in the year (recommended dates of assessments: September, November, February, April, June), then the teacher moves students to their appropriate quintile. This physical movement helps teachers create a stronger connection to their student’s academic progress and also helps to make trends, successes, and problems across the class, grade levels, and school much clearer.

When placing the post-it notes, it is easiest to have the assessment walls created on the tri-fold science boards. This allows the boards to be highly mobile, while also being more confidential. Have the board labeled according to the different quintiles and then you can place the post-it notes. Following each assessment, move the post-its according to the level of the students.

**ASSESSMENT WALL**

<b>Far Below Basic</b> 0-50% (or any appropriate level according to assessment)	<b>Below Basic</b> 50-70% (or any appropriate level according to assessment)	<b>Basic</b> 71-80% (or any appropriate level according to assessment)	<b>Proficient</b> 81-89% (or any appropriate level according to assessment)	<b>Advanced</b> 91-100%% (or any appropriate level according to assessment)
Post-It Notes according to students that were in this level following the assessment.	Post-It Notes according to students that were in this level following the assessment.	Post-It Notes according to students that were in this level following the assessment.	Post-It Notes according to students that were in this level following the assessment.	Post-It Notes according to students that were in this level following the assessment.

For literacy/social studies teachers the focus of the assessment wall is the DRA2 results and for Kindergarten focus initially on the results of the Core Phonics assessment. For math/science teachers the focus of the assessment wall is the Math End-of-Year assessment.

During the Data Analysis professional development day, following the teacher’s presentations of their assessment walls, the Academic Dean and Principal begin to develop a consensus with the teachers regarding what they see as the trends, strengths and concerns. The assessment walls also are able to begin to generate conversations amongst the teachers so that they can better share their challenges, successes, and collaborate in their planning of next steps in regards to modifying instructional techniques and strategies for individual students and classes.

**Data Analysis Professional Development: Data Analysis Form (“DAF”)**

The Data Analysis Form is the final and possibly most critical component of the Data Analysis Professional Development days. Following a teacher entering their data into the Teacher Dashboard and completing their Assessment Wall and initial analysis, the staff then individually begins to work on their DAF.

The Data Analysis Form requires a teacher to track the student data from their interim assessments initially. Following this, the teacher then identifies overall positive trends of the entire class and challenges as well. This exercise then leads the teacher to begin to identify specific 'focus' students that are within these challenge groups. After identifying three to five students, the teacher begins to dig deeper and identify specific instructional areas that have been challenging for these students. The teacher then sets academic goals for these students that they are intended to accomplish within the next four weeks and eight weeks (these goals are also entered into the PGP). The teacher then begins to develop an instructional plan for these specific students, which is intended to be applicable to all students that are facing similar challenges. However, this specific plan is intended to ensure that the student will realize the goals that have been set for them in the next four weeks and eight weeks. Thus, by focusing in-depth on one student within the challenge group, the modified instruction should be able to positively impact the student achievement of all students within this group. A sample DAF form has been included, which provides further details and information (Appendix AC).

### **Other Professional Development Activities**

Rocketship Education offers additional professional development activities for staff as well. These activities include providing teachers with a substitute and thus, the opportunity to observe other teachers within the Rocketship Education network or even at another school. In addition, outside professional development providers are brought to schools depending on the needs and resources of a school. In addition, teachers are given the opportunity to apply to the Leadership Development program, which provides additional professional development in the area of leadership, but also allows teachers to grow in other areas as well. Moreover, through the leadership development program, teachers are assigned Embedded Leadership Opportunities that are focused on a multitude of tasks like coaching a teacher, helping to facilitate professional development days, organizing parent involvement, and many, many more activities. The Leadership Development program is further outlined in Appendix AA.

### ***At Risk Students – Students Achieving Below Grade Level***

As stated above, RSSP is designed to serve students who are at risk of achieving below basic proficiency on state exams. Thus, the entire school is focused on serving at risk students. The student population in ARUSD is 91% Free and Reduced Meals and 68% English Learner Learner. RSSP intends to enroll a reflective student body. As discussed in Appendix L, we will identify at-risk students based on standardized tests and those who are operating at least one year below grade level in Reading, Writing, Math and Oral Language as measured through our interim assessments. Please see Section III on Measurable Student Outcomes, "*Measuring Student Progress*" for details on the bi-monthly assessments currently planned. We believe that our students will progress from low-achieving to high-achieving during their time at RSSP. Through ILPs, we intend to isolate specific challenges for each at-risk student and individualize instruction for each of these students to become, not just proficient, but advanced proficient achievers on state tests. (See Appendix L for a more detailed description of working with at-risk students.)

### ***Students Achieving Above Grade Level***

Ultimately, we expect that all students at RSSP will achieve above grade level. In the earlier grades, this may be more exceptional than the later grades. High-achieving students are those

who score at least one grade level above on standardized tests or internal metrics for Reading, Writing, Math, and Oral Language. Please see the section in Student Outcomes on *Measuring Student Progress* for details on the means of monthly assessment currently planned. Advanced students will receive individualization in many of the same ways as at-risk students including small group work done in classrooms with teachers, the group activities planned by teachers, and focused lessons based on their current academic needs in the Learning Lab.

## ***English Learners***

### **Overview**

RSSP will follow all applicable laws in serving its EL students as they pertain to annual notification to parents, student identification, placement, program options, EL and core content instruction, teacher qualifications and training, re-classification to fluent English proficient status, monitoring and evaluating program effectiveness, and standardized testing requirements. The Charter School will implement policies to assure proper placement, evaluation, and communication regarding ELs and the rights of students and parents. EL students at each Rocketship Education school will be served by full inclusion in the classroom with small group and individual customization in the classroom and the Learning Lab.

### **Home Language Survey**

RSSP will administer the home language survey upon a student's initial enrollment into RSSP (on enrollment forms).

### **CELDT Testing**

All students who indicate that their home language is other than English will be CELDT tested within thirty days of initial enrollment<sup>3</sup> and at least annually thereafter between July 1 and October 31<sup>st</sup> until re-designated as fluent English proficient.

RSSP will notify all parents of its responsibility for CELDT testing and of CELDT results within thirty days of receiving results from publisher. The CELDT shall be used to fulfill the requirements under the No Child Left Behind Act for annual English proficiency testing.

### **Formative Testing**

In addition, RSSP will implement an interim, formative assessment, ADEPT, which will be used to further assess a student's growth in regards to his or her language proficiency. This assessment will be delivered to students in January and at the end of the school year. Through the use of this assessment, teachers will gain input on the language development of their students and the assessment will also provide the staff with information regarding specific language skills that they need to address and practice.

### **Strategies for English Learner Instruction and Intervention**

The most important aspect of these standards from the CELDT and ADEPT in our opinion is to help the teacher level his or her instruction appropriately for a child at different stages of

---

<sup>3</sup> The thirty-day requirement applies to students who are entering a public school in California for the first time or who have not yet been CELDT tested. All other students who have indicated a home language other than English will continue with annual CELDT testing based upon the date last tested at the prior school of enrollment.

language acquisition. Although it is difficult to categorize a student into a single English Language Development stage, they are helpful for thinking about the different scaffolding necessary to provide for students who are at Beginning, Early Intermediate, Intermediate, Early Advanced and Advanced stages during lesson planning. These categories require distinct skills and strategies as well. In the Language Arts, we believe that oral language comprehension and production is the critical link allowing EL students to make large gains in Reading and Writing. Thus, much of our Literacy blocks in the early grades will be focused on oral language development and comprehension activities. This is made possible through the individualized or small group instruction that occurs during guided reading. Through this small group, a student is able to receive specific language instruction and they are able to further develop their language proficiency through re-tells, explicit vocabulary lessons, and a small group focus on letters, word patterns, spelling, blends, sounds, etc. In addition, during this guided reading time, the staff at RSSP will provide an EL center, which will be focused on specific language activities (picture cards, writing, vocabulary development, etc.) that are targeted to specific categories of students based on their progress on ADEPT.

Similarly, in RtI, students that are struggling due to language proficiency will be participating in intervention activities that are specifically focused on decoding and comprehension. These activities may include comprehensive activities that explicitly and systematically build English language skills during reading instruction. There are interventions that focus explicitly on English letter/sound correspondences, word patterns, spelling rules, and other skills. By introducing these skills in isolation and practicing them in context, students are better able to move through the language proficiency categories. In addition, during RtI there is vocabulary instruction for these students through the usage of graphic organizers, drawings, motions, pictures, and other means. Finally, in class and during RtI, all tutors are instructed to emphasize the relationships between and among words to build oral language skills that includes story retells that target both comprehension and language development.

In Science and Social Studies, we intend to focus on hands-on and project-based curriculum in order to build our students curiosity about these subjects. We then provide leveled readers so that they can build academic vocabulary at their current reading level. Academic vocabulary is much more difficult for EL students to acquire than spoken vocabulary. We believe that curious students who are able to access texts at their instructional level will allow our students to make significant gains in their Science and Social Studies knowledge. Thus, the purposeful focus on the use of guided reading as an instructional strategy and ensuring that all students have access and use leveled texts in learning lab is critical to their success and further acquisition of language.

Structurally, RSSP runs a full-inclusion program for our EL students. EL students will not be in sheltered or bilingual instruction classes at RSSP. From the first day of school, EL students will be immersed in English, with the support they need to learn the language and develop the grammatical framework and vocabulary needed to begin developing as readers and writers. In our experience, the most crucial aspect of teaching EL students is the professional development that teachers have had in order to understand the steps that their students are going through in order to acquire English. Thus, this is a critical focus at RSSP through the provision of explicit



professional development focused on EL students. In addition, all RSSP staff will be fully trained in GLAD strategies.

EL students will be monitored by homeroom teachers using the same ILP process as other students. Much of the data we will be gathering among our younger students will be focused on speech production and listening comprehension. Because RSSP focuses on the individual student, we are able to accommodate a much wider range of levels in literacy. For example, our Reading classes are broken into multiple groups. ELs will probably be the majority in all groups in Kindergarten and First Grade and are likely to constitute at least one group in subsequent years. That will allow teachers to focus instruction on the language acquisition issues at the current level of the student. In addition, because online curriculum in the Learning Lab can be tailored for each student, ELs will have more time to practice their English in a one on one setting. While we do not normally endorse rote learning exercises, these exercises are effective in areas like initial vocabulary acquisition for ELs and we plan to use programs like *Rosetta Stone* for these purposes. (See Appendix J for a complete description of the Rocketship Education EL Program.)

### **Reclassification Procedures**

When an EL student demonstrates adequate oral and academic English skills, a recommendation for reclassification can be made. Each former LEP student who has been reclassified to FEP has demonstrated English-language proficiency comparable to that of the average native speakers and can participate equally with average native speakers in the school's regular instructional program. (Education Code Section 52164.6.) The participation of the classroom teacher, parent(s) and site administrator/designee is required in the reclassification process.

Reclassification procedures utilize multiple criteria in determining whether to classify a pupil as proficient in English including, but not limited to, all of the following:

- Assessment of language proficiency using an objective assessment instrument including, but not limited to, the California English Language Development Test or CELDT.
- Participation of the pupil's classroom teachers and any other certificated staff with direct responsibility for teaching or placement decisions of the pupil to evaluate the pupil's curriculum mastery.
- Parental opinion and consultation, achieved through notice to parents or guardians of the language reclassification and placement including a description of the reclassification process and the parents opportunity to participate, and encouragement of the participation of parents or guardians in the reclassification procedure including seeking their opinion and consultation during the reclassification process.
- Comparison of the pupil's performance in basic skills against an empirically established range of performance and basic skills based upon the performance of English proficient pupils of the same age that demonstrate to others that the pupil is sufficiently proficient in English to participate effectively in a curriculum designed for pupils of the same age whose native language is English.

- The Student Oral Language Observation Matrix will be used by teachers to measure progress regarding comprehension, fluency, vocabulary, pronunciation, and grammar usage.

### *Serving Students with Disabilities*

#### **SPECIAL EDUCATION (INTEGRATED SERVICES DELIVERY)**

##### **OVERVIEW:**

Each Rocketship school intends to operate as a Local Educational Agency (LEA) under the El Dorado County Charter Special Education Local Plan Area (SELPA) pursuant to Education code Section 47641 (a). In unique cases, where participation is not practical or is geographically unfeasible, a Rocketship school may operate as a Local Educational Agency (LEA) under another local SELPA upon approval of membership. Each consideration will be reviewed and in all cases will be in conformity with Education Code. Rocketship schools will operate in complete compliance with IDEA and SELPA policies and procedures. As LEAs, each will be solely responsible and liable, the same as a district, for providing Special Education.

As an LEA, each school shall receive its AB 602 and Federal revenue allocation through the Charter SELPA and shall utilize those special education funds to provide instruction and related service to eligible pupils in accordance with IDEA, State law, and Rocketship's mission. Funding to the school will be first based on ALL students in attendance, including those students with disabilities, then additional resources will be provided as needed to offset the cost of students with disabilities. In this way, the perception that students with disabilities deny the school additional dollars becomes moot and all students receive the services and the support they need. Each Rocketship LEA shall be solely responsible for all special education costs which exceed State and Federal special education revenue.

Rocketship schools will be accountable for compliance monitoring and reporting through the Charter SELPA, and will comply with any internal requirements of its authorizer related to IDEA.

##### **INTEGRATED SERVICES DELIVERY:**

Rocketship schools will organize special education program and services to provide an *integrated service delivery* in each school. An integrated service delivery approach requires schools to align educational services for students with special education needs within existing

structures (grade levels, groupings, looping , Learning Lab, etc.) rather than through special and segregated programs. Specialized staff is organized by the needs of each learner rather than by clustering learners according to label. In this model, staff is not assigned to a “program” and placed in a separate classroom. Instead, special and general education teachers work in collaborative arrangements designed to bring appropriate instructional supports to each child in the general school environment. Support is built on culturally relevant differentiation and instruction through universal access of content-driven curriculum.

Rocketship students are placed in the classrooms they would attend if without disabilities and then provided flexible instructional opportunities that include large group, small group, and one-to-one instructions for those students with more significant needs in the Learning Lab. In Rocketship schools, a variety of curricular and pedagogical options are employed to maximize student learning in an array of teaching arrangements in environments that can be accessed by all learners, not just those with specific disabilities. In the Rocketship model, all teachers are responsible for all learners. On-going support develops the capacity of all teachers to teach to a diverse range of students’ learning needs. A system of general and special education teachers proactively supporting students are better able to put into place effective interventions prior to student failure.

With integrated services, all student learning takes place in heterogeneous environments. This means that students are, for the most part, not grouped by similar characteristics in the same way all the time. There are ‘seats’ in every classroom for every potential learner ensuring FAPE-Free Appropriate Public Education, for all eligible students.

In a Rocketship school, Response to Intervention (RTI) supports an Integrated service Model, aligns with NCLB and IDEA 2004, and meets the spirit and the regulations of IDEA. All students have a system of supports readily available at the beginning of a student’s difficulties to provide preventive academic and behavioral instruction within the general education environment. In this way, students-many of who are typically misrepresented and over-identified, receive appropriate integrated services, and it becomes unnecessary for Rocketship schools to refer and excessively determine eligible students who are often those students of color and poverty.

#### ENROLLMENT OF ALL STUDENTS REGARDLESS OF DISABILITY:

Our schools strive to achieve a student population from the community in which we are serving. Whether a child is eligible under IDEA, or is provided a plan under Section 504, he or she is considered with all others for enrollment at every Rocketship charter school. Disability or non-disability status is not a factor for enrollment or acceptance. Admission is based solely on availability of student enrollment space in a “general education” classroom. Following the

public random drawing, students who were not awarded one of the open enrollment spaces are placed on a wait list, in the order in which they are picked at the drawing, for midterm acceptance during the school year

Rocketship recognizes the need to provide all students, with or without a disability, with a free, appropriate public education and recognizes its legal responsibility to ensure that “no qualified person with a disability shall, solely by reason of her and his disability, be excluded from the participation in, by denied the benefits of, or be subjected to discrimination under any program or activity receiving Federal financial assistance.” We provide access to education for all Rocketship students and provide appropriate supports and services to eligible students to ensure access to learning within general education.

#### ENROLLMENT OF STUDENTS WITH IEPS

When a special education student transfers from one SELPA to another, and there is evidence of an existing disability, an Interim Program Placement determination is made. The student’s existing IEP , to the extent possible, will be immediately implemented. An Interim Placement form will be completed immediately upon enrollment and parent signature will be obtained. Assessment Information as well as records and reports from the prior district may be utilized to make program recommendations. Upon receipt of the signed IAP, the team will conduct any additional assessment needed to determine educational needs and make program recommendations. Within 30 days, of the student’s enrollment, the IEP team will meet to review the placement, review any new completed assessments, and develop new goals and objectives as needed.

#### CHILD FIND ACTIVITIES:

Rocketship conducts a continuous and proactive effort to identify students with special needs and meet all requirements under IDEA. Each school receives training special education referral process during the summer professional development sessions. Referrals may be received from teachers, parents, service agencies and other qualified professionals are responded to in writing to ensure timely access to our Special Education services. An information sheet describing ways to access services is available for parents in the Student handbook.

A referral for special education and related services initiates the assessment process and shall be documented. When a verbal referral is made, the charter representative shall assist the individual in making a written request for assessment for special education. We will respond in writing and with follow-up meetings to referrals or requests for assessments from teachers, parents, service agencies and other qualified professionals to ensure timely access to our Special Education programs.

Upon receipt of the referral, the administrator will either contact the referral source and request additional information in order to process the referral in a timely manner, or, will notify parents of the developed Individual Assessment Plan (IAP). The delivery of the completed plan to the parents will occur within 15 calendar days of the referral. Parents will be provided a copy of the Parent Procedural Rights with the signed assessment plan.

If the referral was determined to be inappropriate, a meeting will be scheduled with the parents and the referring party to address their educational concerns and review the purpose and scope of Special Education. Even if the parents do not wish to meet, we will respond with a Prior Written Notice explaining why the request for assessment is not being accepted and processed.

#### OTHER PRE-REFERRAL INFORMATION

Current law requires that all options in the general program be tried before referral to special education. These options may include, but are not limited to the following:

- \*Accommodations within the general education program, including instruction, environment or curricular supports
- \*Research-based instructional strategies and intervention, including universal screening,
- \*“Tiered” interventions and progress monitoring,
- \*Problem -solving teams within the general education program (RTI model), and consultation with appropriate staff.

All pre-referral options are considered the responsibility of general education staff.

#### REFERRAL OF PRE-SCHOOL STUDENTS

Because Rocketship is a K-5 charter program, when a student who is referred is not of school age, the child will be referred to his/ her district of residence.

#### RESPONSE TO INTERVENTION ( RTI)

Rocketship’s RTI system identifies those students who are struggling, regardless of the causation, and provides identified students dedicated targeted, supplemental instruction in their areas of need following their school day. The goal of these specific early interventions is to reduce eventual referrals for special education services by providing the academic support services students need before they fail.

Additionally, the Rocketship RTI program provides supplemental instructional support to students eligible under IDEA when that would complement their specialized services.

Rocketship's model for RTI intervention starts with

In-class Daily Intervention - consisting of Small Group, Guided Reading, Centers, and Writer's Workshop. Monthly Formative Assessments and progress monitoring may lead to:

- \*Teacher analysis with specialist consultation and support
- \*Changes in classroom practice
- \*Small group and individual intervention
- \*Learning Lab Intervention strategies, which may include changes in methodology, design or delivery of learning activities, and smaller student groupings.

### STUDENT STUDY TEAM

When classroom and RTI interventions have been implemented and documented and a student is still not successful, the next step is a referral to the academic dean for a Student Study Team Meeting. The family and school team then meet to develop a more comprehensive intervention plan, or consider other factors that may interfere with learning. To ensure school site understanding of the SST process, training is provided to teachers and school staff as part of the summer training.

### GENERAL EDUCATION ACCOMMODATION OR MODIFICATION:

Rocketship's mission is to ensure students reach grade-level proficiency in Literacy and Math. We employ a variety of General Education Modification strategies to make this goal reachable for all of our students, including: low student-teacher ratio (23:1 in K-3), extended day (8a-5p), small teacher-led instructional groups for Literacy, instruction driven by formative assessment results, and two hours of daily individualization/intervention in our Learning Laboratory. To ensure teacher effectiveness, four hours per month set aside for the senior teacher in each instructional area to actively mentor newer or more inexperienced teachers in their classrooms

All Rocketship students receive a variety of services in a number of settings, with the goal being access and success in the general education curriculum with designated support from special education (integrated service delivery) staff. We believe in organizing our professional staff by the needs of each learner instead of clustering learners by label. Rocketship staff is not assigned to a "program" and students are not "placed" in separate classrooms. Our school and community environment is one in which general education and special education work collaboratively to meet the diverse learning needs of our students, encompassing a continuum of services.

Integrated services ensures the integration of resources as well. Our ISD (special education) team works with everyone - an integrated services approach involves parents, general educators, and school administrators. We believe that our approach ensures the quality and effectiveness of services for students with disabilities under IDEA, ADA, as well as Section 504. Rocketship's successful Response to Intervention approach, which is tightly coordinated between General and Special Education, ensures thinking about addressing each student's unique learning needs across a system of supports and services. Rocketship has successfully implemented the RTI program in collaboration with Special Education and continues to improve on this model. Additionally, we continue to integrate the benefits of on-line learning opportunities for our students with disabilities- the materials and delivery platforms, through full access to the hybrid instructional model of RSED, which we believe will improve the educational outcomes for ALL of our students.

General education modifications may involve:

- \*homework reductions
- \*positive behavior support
- \*in classroom physical environment adaptations
- \*instructional or testing accommodation
- \*other integrated resources or technology tools available for all students.

The special education staff is available for monthly consultation with school site administrative teams and we are therefore able to identify students who may be struggling to make expected progress or be at risk for a referral to special education.

### SPECIAL EDUCATION ELIGIBILITY DETERMINATION

Eligibility determination begins with the Assessment Plan and receipt of the signed assessment plan begins the special education timeline. An assessment plan will be developed and the family contacted within ten (10) days. The parent/guardian has fifteen (15) calendar days from the date of receiving the Assessment Plan to consent to the plan and return it to the school staff.

A copy of the Notice of Parent Rights is provided to parent with the assessment plan. An Individual Assessment Plan will also be developed for students currently eligible for IEP services whenever a reassessment is required, such as for the Annual Review or Triennial Re-Evaluation and Notice of Parents Rights will be provided.

Written parent consent is required before the assessment may be conducted. . Parents have at least 15 days from receipt of the assessment plan to make a decision. Assessment may begin immediately upon receipt of consent.

Within 60 calendar days of receipt of the signed IAP, the assessment must be completed and a team meeting is to be held to determine a student's eligibility, as well as to develop the individualized education plan. Parents are to be provided no less than ten day's prior written notice of meetings regarding the educational program for their child.

Program placement is an IEP team decision and written parent consent must be obtained prior to placement. The recommended program placement and services should begin as soon as possible from the date of the parent's written approval of the IEP.

A review of each student's IEP must be reviewed conducted at least once annually, including a summary of progress. Re-evaluation must occur every three years to determine a student's continued eligibility or need. Prior to the three year review, the IEP team shall review existing progress towards goals and determine what additional data is needed.

#### ASSESSMENT:

The special education evaluation has three major purposes:

- \*To assess needs and gather information about the student.
- \*To determine eligibility for special education programs and services.
- \*To recommend the appropriate special education programs and/or related services for the student.

Prior to the assessment, a member of the ISD will contact the parent to review the reason for assessment and to describe the materials and procedures that will be used to obtain information about the child. The rights of the parent/guardian and school district related to assessment are explained to ensure parent is fully informed.

A parent's written consent for release of confidential information may also be part of the assessment meeting, as well as making arrangements to have the child's needs evaluated through testing and conferences held among others who have worked with the child's, such as counselors, therapists, psychologists, or social services. Written consent for participation in assessment will be needed, and evaluation results will be shared with parents.

Assessments are conducted in primary language and materials when determined necessary to ensure that they measure the extent of disability rather than English language skills. Ecological assessments are conducted for students with moderate-severe disabilities. Assessments are student centered and will meet all federal timelines. All children who transfer into a Rocketship school are placed on a 30-day interim IEP and are assessed as needed within the 30-day period.



Assessment must address all areas related to the suspected disability and be conducted by a multidisciplinary team, including the parent. The assessment plan considers each of the following when appropriate: vision, motor abilities, general ability - self-help, career and vocational abilities and interests, developmental history, hearing, language function, academic performance, orientation and mobility, social and emotional status, health and development. For pupils with suspected disabilities or a behavior disorder, at least one member of the assessment team, other than the child's general education teacher, shall observe the child's performance in the general classroom setting and document the observation.

For initial evaluations and re-evaluations, students will be assessed in hearing and vision, unless parent consent is not provided. All pupils not meeting threshold hearing test requirements will be appropriately referred for trained personnel for hearing tests. A student's health provider may also provide information if a student has been medically diagnosed with a chronic illness or relevant medical issue that may interfere with learning. In short, no single procedure will be used as the sole criterion for determining an appropriate educational program for an individual with exceptional needs. Under certain conditions, parents have the right to obtain an independent assessment at public expense.

The Individual Assessment Plan will be individualized and will reflect the unique concerns and strengths of each student. It will be provided in the primary language of the parent or another mode of communication used by the parent, unless to do so, is clearly not feasible. It will provide an explanation of each type of assessment. It will state that no educational placement will result from the assessment without the consent of the parent. We will have a copy of the Parental Rights and Procedures will be attached to IAP. The assessment will be completed and an IEP meeting will be held within 60 calendar days from the date of receipt of the parent's written consent for assessment.

All assessment reports will then possibly include the following, though not limited to the following: the student's present level of educational performance, the relevant behavior noted during the observation of the student in an appropriate setting, the relationship of that behavior to the student's academic and social functioning, the educationally relevant medical findings if any, whether there is a discrepancy between achievement and ability that cannot be corrected with special education and services, a determination concerning the effect of environmental, cultural, or economic disadvantage, where appropriate, how the student's disability affect involvement and progress in the general curriculum, what is the student's historical and current functioning in the general education curriculum regardless of the setting, what deficits in the student's cognitive functioning, communicative functioning, social and emotional functioning and physical functioning might serve as a barrier to their successful involvement in the general education

curriculum, and what has been the impact of the student's attendance on his/her achievement. Assessment reports will be provided to parents in their primary language whenever indicated.

The IEP team will then meet with the parent, who are also designated specifically as members of the team, to reach an eligibility determination in consideration of all of the data, observations, and assessment results.

#### 504 PLANS:

As not all children will qualify for SPED services, Rocketship follows Section 504 of the Rehabilitation Act of 1973 and Title II of the Americans with Disabilities Act (ADA), where discrimination is prohibited based on a disability. Under Section 504 and Title II of the ADA, it is illegal for schools to deny a student to participate in services, provide a service that is not as effective as provided by others, and provide lower quality services. Also, students with disabilities, like other children in the general education setting, must be provided with courses and instruction that teach the curriculum. Any student, who has an objectively identified disability which substantially limits a major life activity including, but not limited to learning, is eligible for accommodation by the school.

A 504 team will be assembled by the Academic Dean and shall include the parent/guardian, the student (where appropriate) and other qualified persons knowledgeable about the student, the meaning of the evaluation data, placement option, and accommodations, The 504 team will review the student's existing records; including academic, social, and behavioral records, and is responsible for making a determination as to whether a recommendation for 504 services is appropriate. If the student has already been evaluated under the IDEIA but found ineligible for special education instruction or related services under IDEIA, those evaluations can be used to help determine eligibility under Section 504. The student evaluation shall be carried out by the 504 team who will evaluate the nature of the student's disability and the impact upon the student's education. This evaluation will include consideration of any behaviors that interfere with regular participation in the educational program and/or activities.

#### CONSIDERATIONS FOR ENGLISH LANGUAGE LEARNERS (ELLs):

Because the majority of current Rocketship students are considered ELL (83%), Rocketship carefully considers the cultural and instructional needs of students with English as a second language. Verbal and written translation of all materials, notices, documents, reports and communications is offered to parents when indicated or provided at parent's request. Assessments may be conducted in a student's native language, or with translation as appropriate, whenever a student's English language development level may require such assessment in order to better understand a student's learning needs. Rocketship follows all applicable laws in

providing general education instruction and special education services to eligible ELL students, as well as ensuring parent procedural safeguards. Teachers providing core content instruction, as well as special education services, have appropriate training and CLAD certification. Training is provided to specialists to ensure that IEP goals are written to support the unique learning needs of ELL students with disabilities. Progress monitoring and program evaluation will ensure appropriate practices for re-classification to fluent English proficient status. ELL students at each Rocketship school will be served fully in the general education classroom with appropriate small group instruction and individualization in the classroom or the Learning Lab to support learning and developing English proficiency.

The results of the Home Language Survey, CELDT results and ADEPT, ADEPT are considered when developing a student's IEP. Testing accommodations described on the child's IEP, are considered for CELDT testing.

#### DEVELOPMENT OF AN APPROPRIATE IEP:

Our IEP's are created for the benefit of the student receiving special education services. All Rocketship schools are currently in compliance with all of the guidelines around the development of an appropriate IEP. RSED follows all applicable federal and state laws governing the IEP process and procedural safeguards. Parents, general education, special education services staff, other professionals and other service providers or professionals as appropriate will be involved throughout the IEP process. As a member of the El Dorado consortium for all of the current, Rocketship schools use the SEIS electronic IEP form for documenting this process. The IEP will include a child's present level of academic performance, annual progress goals and the way that they will be measured, dates, frequency and duration of services to be provided, and the degree of inclusion for this student in the general education classroom. Our current forms are all on SEIS.

#### FUNCTIONAL ANALYSIS ASSESSMENTS AND BEHAVIOR INTERVENTION PLANS:

Rocketship has a trained Behavior Intervention Case Manager (BICM) and conducts a functional analysis assessment (FAA) if an IEP team determines that a student with a disability exhibits serious behavioral problems. Assessment includes parent interviews, file review, direct observation and review of health and medical records.

#### THE CONTINUUM OF SERVICES:

##### SPECIALIZED ACADEMIC INSTRUCTION, MILD TO MODERATE:

We provide mild/moderate services to qualified ISD students. These pull out and push in

services range in amount of time and intensity based on the needs of the students. All services are described in the IEP with agreed to, and fully executed by the ISD staff with the assistance of the general education staff and administration. Students receiving mild/moderate services typically require less than 40% of the day in direct services.

Based on our model, a qualified Education Specialist and a qualified paraprofessional work together to provide services. The Paraprofessional works under the direction of the Education Specialist to provide additional instructional support and services to identified students. The Education Specialist will provide monitoring of students' progress; information, materials and assistance to individuals with exceptional needs and their parents; consultation with general education staff on methods for accommodating students with special needs, coordination of special education services, and direct instruction to students with IEPs.

Rocketship's general education approach is built on a system for differentiating instruction according to student need and implementing and monitoring interventions for all students who are not meeting standards. This design supports the goals of a collaborative model with the Education Specialist, who will be responsible for extending these services to students with special needs to meet IEP goals. We believe this close collaboration between general and special education professionals to serve any student who is experiencing learning challenges will help Rocketship meet its goal of helping every student to reach 1.5 years of achievement in each grade. The Education Specialist will be responsible for implementing an IEP such that the student is able to make adequate progress towards grade level standards. Rocketship monitors progress on a regular basis and the Education Specialist will collect IEP specific data for to determine if adequate progress is being made.

DESIGNED INSTRUCTIONAL SERVICES – SPEECH AND LANGUAGE THERAPY, OCCUPATIONAL THERAPY, COUNSELING, VISION AND HEARING THERAPY, ETC:

We provide speech and language services, occupational therapy services, vision services, as needed to meet eligible students' IEP needs. The services are provided by certified or licensed professional staff. Service delivery ranges in time and intensity based on the needs of the students identified in the IEP. All services are written up in the IEP, agreed to, and fully executed by the ISD staff with the assistance of the general education staff and administration with only qualified, trained and knowledgeable personnel all based on the needs of the student population.

SPECIALIZED ACADEMIC INSTRUCTION, MODERATE TO SEVERE:

We provide more intensive and specialized services for students inclusively that would normally require this type of setting. Our flexible and supportive Integrated Services Delivery model is

able to provide all children both the assistance and independence that they need. We do not anticipate the need for a non-severe SDC “placement setting”. To the maximum extent possible, students with disabilities will be educated with non-disabled students. Every enrolled student who receives RTI instruction has an Individual Learning Plan (“ILP”) that includes areas for growth. Because of Rocketship’s structure, particularly small class sizes, small reading groups, individualized instruction in the Learning Lab and time for daily teacher interventions, we believe that Rocketship can serve students with disabilities within the general education program, in the Least Restrictive environment by providing the supports each student needs. To ensure access to appropriate learning in very specialized cases, if needed, Rocketship will establish a relationship with another area LEA to ensure an appropriate placement for a student.

#### SEVERE SPECIAL DAY CLASS:

Because of Rocketship’s structure, particularly small class sizes, small reading groups, individualized instruction in the learning lab, and time for daily teacher interventions, we believe that Rocketship can serve students with severe disabilities within the general education program and provide intensive specialized instruction or structure as needed. It is Rocketship’s goal to serve all students in the Least Restrictive Environment, with their age-group peers.

To ensure access to appropriate learning, RSED employs individuals with the Specialist, Moderate/Severe Credential. Removal of students from the general education environment would only be considered if the student is not meeting goals and objectives with the provision of supplemental aids and services in that setting. This determination would be reached only through the IEP process with appropriate designated personnel, parent in attendance and written agreement of all members of the IEP team.

#### INCLUSIVE SERVICES:

To the maximum extent appropriate, students with disabilities will be educated with general education students including non-academic and extracurricular services. Currently all students at all Rocketship schools are served in general education with pull out or push in services to meet intensive need.

#### PLACEMENT IN A NONPUBLIC SCHOOL/AGENCY:

In some exceptional cases, when a student may require a placement in a more restrictive setting, Rocketship will consider a referral to NPS or NPA. Rocketship will not make referrals for placement at non-public schools, private schools, or agencies without consultation with the SELPA. If a parent places students at a non-public school, private school or residential facility,

Rocketship will immediately inform the SELPA. We currently do not have any students enrolled in NPS or residential facility at any of the Rocketship schools.

#### Mental Health as a Related Service

Whenever necessary, as evidenced by student need, assessment, or recommendation of emergency mental health provider, a referral to for assessment of eligibility for mental health as a related service will be made to address a student's mental health needs and potentially access other supports or services for a student and his/her family

#### TRANSPORTATION FOR STUDENTS WITH SPECIAL NEEDS IN ORDER TO ACCESS SPECIAL EDUCATION SERVICES:

Rocketship will provide transport to any student if required by a written statement in the student's IEP, and only with the written consensus of the IEP team as needed, for any eligible child to and from school and all school related activities. Rocketship will locate a local LEA or a contract service provider to fulfill these portions of the IEP. A transportation assessment will guide the determination.

#### EXTRA-CURRICULAR ACTIVITIES:

Although Rocketship's primary goal is to help our students achieve academic success in Literacy and Mathematics, we do believe in educating the whole child. We offer day field trips for all ages, visits to National Parks, Family Picnics and Movie Nights, and other school community-based activities. All students are encouraged to participate in activities outside of the academic setting and there are no restrictions on attendance. All accommodations are provided so that there is equal access to these non-academic-based activities.

#### STAFFING:

Our ISD team is comprised of a Program Director, a Business/Compliance Manager, School Psychologist, Special Education Teachers – mild to moderate and moderate to severe, Instructional Assistants/Paraprofessionals, Speech Therapists, Speech and Language Pathologist Assistants, Occupational Therapist, Vision Specialist, and other specialists as might be required by a student's Individualized Education Plan.

All roles are crucial to provide the appropriate amount of services individualized for the student. All service providers will have the appropriate credentialing and/or licensing to meet all of the NCLB requirements. In order for use to build teacher capacity, Rocketship will utilize the Charter SELPA BTSA Induction Program to help education specialist teachers to expand and

deepen their teaching knowledge and skills and complete the requirements for a California Clear Credential.

ISD/Special Education Paraprofessional will be responsible for providing individual and small group instruction for students with special needs, students with typical learning needs, students with behavioral needs, and students with emotional needs in the general education environment including, but not limited to: the classroom, recess, the lunch area, and learning lab during Response to Intervention or in the classroom setting. This role will be responsible for implementation and recording of data for individualized instructional programs and positive behavior support plans. The Paraprofessional will work under the supervision of Education Specialists and the School Psychologist who will provide weekly oversight, training and direction.

The ISD Educational Specialist will be responsible for managing the IEP caseload for Rocketship students who need ISD/SPED services as outlined in their IEPs. This role will improve students' success in the basic academics (reading, language and/or math, etc.) through implementing Rocketship approved curriculum; documenting teaching and student progress/activities/outcomes; modeling the necessary skills to perform assignments; providing a safe and optimal learning environment and providing feedback to students, classroom teachers, parents and administration regarding student- progress, expectations, goals, etc.

#### STAFF TRAINING:

Rocketship staff participates in ongoing staff training prior to school commencement and throughout the school year. Our department provides constant Professional Development opportunities internally as well as through our SELPA, and we also cross-train school staff in many areas. Areas of cross training include: Crisis Prevention Intervention (CPI) training, sensory integration and service delivery training, speech services and screening process, SAT-SST-SPED referral process, etc.

ISD Professional Development is provided to all members of the IEP Team. Training for Paraprofessionals includes, but is not limited to, Behavior and Positive Behavior Support systems, Foundations of SPED, Special Health Care Issues, Cultural Awareness/ELL, Intro to Low Incidence Disabilities, etc. Training for Education Specialists includes, but is not limited to, Technology in SPED, Advanced Behavior Analysis, Language Development for all Students, Data collection and decision making, Compliance with SPED law, Autism Spectrum Disorders, Independence building, writing IEP goals to address literacy, interpretation of assessments, Handwriting without Tears, ALERT program implementation in general education classrooms, Writing IEP goals aligned with standards, SEIS data entry and special education compliance, etc.

## **PARENT INVOLVEMENT:**

### **Parent Participation and Training:**

All Rocketship parents participate in the school community through volunteer hours and monthly community meetings. Parents of students with IEP's are full members of the parent/school community. Rocketship employs a full time Compliance Officer/Parent Coordinator to ensure IEP compliance and full participation of Parents in the IEP process. Parents are invited to participate in Community Advisory Committee (CAC) meetings through EDCOE via online connection to learn more about topics related to special education needs. All meetings requiring translation are translated. These meetings provide additional training to parents in collaboration with our Charter SELPA. Parents are also encouraged to join Parents Helping Parents who meet on campus. Lastly, we combine additional parental trainings on numerous subjects for all parents – those with IEPs and those without, with our monthly school community meetings.

### **Progress Updates:**

ISD Teachers in collaboration with General Education Teachers begin their school year with a home visit to all students on their caseload. Education Specialists are available and in contact with parents by e-mail, phone and home/school communication notebooks on a regular basis throughout the year.

In addition, all students' progress is updated in writing on a quarterly basis. In addition to a progress report on the IEP goals, the ISD Teacher will participate in these quarterly parent teacher conferences. This allows for total involvement of the entire IEP team throughout the year rather than just on an annual basis.

### **Translation:**

Rocketship is committed to having all documents provided in the primary language of the parents/guardians in a timely manner. All meeting notices, IEPs, assessment reports, progress updates, are translated if requested by the parents. This includes verbal and written translations.

### **Alternative Dispute Resolution:**

Our Charter SELPA offers mediation as an Alternative Dispute Resolution method. In the event that the issue cannot be resolved through the standard IEP process, we attempt all means of mediation as a way to meaningful settlement of issues.



### DUE PROCESS:

RSED understands and complies with all due process cases. We completely ensure that all parents are informed of their procedural rights and provide all information required. We are fully experienced and able to participate in any legal actions necessary. A charter attorney with special education expertise is available as needed.

### FACILITY COMPLIANCE WITH ADA:

All of RSED facilities were built completely ADA compliant - all buildings, rooms, and auxiliary areas were constructed 100% up to ADA codes. All areas are fully accessible by individuals with any disability.

### COMPLIANCE MONITORING:

The California Special Education Management Information System (CASEMIS) information will be reviewed by Rocketship's Special Education Business Manager biweekly to ensure compliance with state and federal statutes, reporting requirements, and timelines. In addition, Rocketship will be accountable for all compliance monitoring and reporting required through the SELPA.

### TESTS AND OTHER EVALUATION MATERIALS:

Tests and other evaluation materials are validated for the specific purpose for which they are used and are administered by training personnel. Tests and other evaluation materials include those tailored to assess specific areas of educational need, and not merely those which are designed to provide a single general intelligence quotient. Tests are selected and administered to ensure that when a test is administered to a student with impaired sensory, manual, or speaking skills, the test results accurately reflect the student's aptitude or achievement level, or whatever factor the test purports to measure, rather than reflecting the student's impaired sensory, manual or speaking skills.

The final determination of whether the student will or will not be identified as a person with a disability is made by the 504 team in writing and notice is given in writing to the parent or guardian of this student in their primary language along with procedural safeguards available to them. If during the evaluation, the 504 team obtains information indicating possible eligibility of the student for special education per the IDEIA, a referral for assessment under the IDEIA will be made by the 504 team.

If the student is found by the 504 team to have disability under the Section 5094, the 504 team shall be responsible for determining what , if any, accommodations or services are needed to ensure that the student receives the free and appropriate education (FAPE). In developing the 504 plan, the 504 team shall consider all relevant information utilized during the evaluation of the student, drawing upon a variety of sources, including, but not limited to, assessments conducted by the School's professional staff. The 504 plan shall describe the Section 504 disability and any program accommodations, modifications, or services that may be necessary.

### **III. MEASURABLE STUDENT OUTCOMES AND OTHER USES OF DATA**

*“The measurable student outcomes identified for use by the charter school. “Student outcomes,” for purposes of this part, means the extent to which all students of the school demonstrate that they have attained the skills, knowledge, and attitudes specified as goals in the school's educational program.”*

*- California Education Code Section 47605(b)(5)(B)*

*“The method by which student progress in meeting those student outcomes is to be measured.”*

*- California Education Code Section 47605(b)(5)(C)*

#### ***Assessment Assumptions***

Our assessment methods are based on the following beliefs:

- In order to have a complete picture of a student’s growth, differentiated assessment methods must be used. Assessments for individual students should focus on individual mastery of specific content standards and learning objectives.
- There should be an appropriate relationship between a desired student outcome and the means used to assess it. Assessments should be aligned to the prioritized standards and student objectives.
- Knowledge Targets (Stiggins, 2004) should be studied and aligned to student assessment. All assessment methods should be based on what we expect students to know and to be able to do with specific information.
- Assessment should promote and support reflection and self-evaluation on the part of students, staff, and parents.

#### ***School Outcome Goals***

RSSP is dedicated to documenting student achievement of the state content standards each year through state-mandated student assessments. As is required by the California Department of Education Code Section 60605, students will participate in the STAR (CST, CAT6, SABE) and all other mandated accountability programs (CELDT, etc.). Through these assessments, RSSP shall demonstrate student mastery of state standards. Standardized assessments allow us to compare our students' performance with the rest of the state. In the absence of a State mandated test in any year, RSSP may administer another nationally standardized test. In addition, the Charter School may provide internal learning performance accountability documentation. This internal documentation may include, but is not limited to: DRA, Individual Education Plan (“IEP”) goals, Accelerated Reader/STAR Reading, Individual Learning Plan (“ILP”) goals, and other methods by which student progress may be assessed.

<b>Measurable School Outcomes</b>	<b>Local Benchmark Instruments</b>	<b>State-level Year-End Assessments</b>
At least 96% student attendance	Daily attendance reporting via Student Management System (“SMS”)	Calculated ADA rate, comparison of attendance rate to other district schools
Meet or exceed AYP targets	Bi-monthly interim assessments	AYP Report
Make at least one level of advancement in language proficiency	ADEPT English Language semi-annual assessments	CELDT Individual Student Score Reports

(Beginning, Early Intermediate, etc.) annually for ELs		
Meet or exceed State-wide academic performance index (“API”) growth target		API Report
Meet or exceed the average achievement for the schools in the same geographic area		API results of surrounding schools
Demonstrate student gains of one grade per year or more at RSSP	Northwest Evaluation Association (“NWEA”) assessment administered three times per year	State assessments are not currently as precise in calculating student gains as NWEA, but can be used to show quintile growth. With full implementation of California’s statewide student identifiers, it may be possible to eliminate one administration of the NWEA assessment.

<b>Student Outcome Goal</b>	<b>Proposed Assessment Tools/ Methods</b>
Students will demonstrate at least one and a half years of growth towards grade-level proficiency in reading and language arts.	<ul style="list-style-type: none"> <li>• Pre-post reading/language Arts diagnostics (e.g. DRA)</li> <li>• Interim assessments including CORE Phonics Survey and site words assessments</li> <li>• STAR test data</li> <li>• Informal classroom-based assessments</li> </ul>
Students will demonstrate grade-level proficiency on standards in the areas of Math, Science, and Social Studies.	<ul style="list-style-type: none"> <li>• Pre-post diagnostic assessments</li> <li>• Curriculum embedded benchmark assessments, aligned to standards (see “Assessment Design”, below, for a description of how assessments will be aligned to standards)</li> <li>• STAR test data</li> <li>• Informal classroom-based assessments</li> </ul>
Students will develop a love of reading and will read daily both for information and pleasure.	<ul style="list-style-type: none"> <li>• Accelerated Reader test results showing reading activity.</li> <li>• Student Reading Survey evaluating the importance of reading to students.</li> </ul>

***Measuring Student Progress***

Because of the importance of data to our RtI model, RSSP will be a data-driven school. RSSP uses the Teacher Dashboard, Assessment Walls, and the Data Analysis Form as outlined in the Professional Development section.

STAR data and data from the NWEA MAP assessment will be used at the beginning of the year to help teachers understand the baseline achievement of their students along with specific areas of strength and weakness. To correctly assess whether students are on track to make Significant Gains during the year, we will administer the NWEA assessment in September, January, and June of each year, as well as conducting bi-monthly assessments of each student in Reading, Writing, and Math. Following are the current methods we plan to use to assess students. Our

Reading assessment is based on DRA. Our Writing assessment is a rubric at each grade-level based on Six Traits. Our Math assessment is designed internally with a bank of questions derived from our focus on the Top 10 Standards at each grade level. We have correlated the NWEA assessment and these internal assessments with performance on end of year STAR and CELDT testing to correctly measure progress and give teachers detailed data about areas in which each student needs improvement.

The staff will be trained on how to interpret test data, and will be engaged in critical analysis of the data in order to determine how the school can address any performance deficiencies or negative data trends. The data analysis will be tied to professional development on instruction, so that teachers can enhance their understanding of student performance in light of normative data, and modify their instructional designs accordingly. In this way, staff will continuously be challenged to rethink current pedagogical practices to meet the changing needs of students.

### ***Use and Reporting of Data***

As discussed further in the professional development section, teachers will spend much of their time developing the expertise to use data to understand student challenges and then to develop the skills they need to individualize instruction and overcome these challenges. As discussed earlier in the sections on At-Risk and High-Performing students, this monthly student data will be used for early identification of students in those two categories.

Student progress towards skill mastery will be documented three times annually in standards-based report cards. In addition to the standards-based report card items, we add summary metrics in Literacy and Math based on our bi-monthly assessments to aid parents in understanding where their children are on the path to reaching or exceeding grade level proficiency. Parent-teacher conferences will be held at least once per school year and more often on an as-needed basis. Teachers will share students' academic, social, emotional, and physical progress with parents. Upper grade students will be given the opportunity to participate in conferences to reinforce their participation in the learning process. Additionally, the school will publish student results annually through the SARC, in compliance with the California Constitution, California Education Code and NCLB.

Student assessments are designed to align to the mission, exit outcomes, and the curriculum described in the charter. RSSP collects annual data from the assessments listed above and will utilize the data to identify areas of necessary improvements in the educational program.

In addition to the annual SARC, RSSP will develop an annual performance report based upon the data compiled. The report will also include:

- Summary data showing student progress toward the goals and outcomes from assessment instruments and techniques as described in this section. This data will be displayed on both a school-wide basis and disaggregated by major racial and ethnic categories to the extent feasible without compromising student confidentiality.
- A summary of major decisions and policies established by the Board during the year.

- Data on the level of parent involvement in RSSP governance (and other aspects of the school, if applicable) and summary data from an annual parent and student satisfaction survey.
- Data regarding the number of staff working at the Charter School and their qualifications.
- A copy of the Charter School's health and safety policies and/or a summary of any major changes to those policies during the year.
- Information demonstrating whether RSSP implemented the means listed in the charter to achieve a racially and ethnically balanced student population.
- An overview of RSSP admissions practices during the year and data regarding the numbers of students enrolled, the number on waiting lists, and the numbers of students expelled and/or suspended.
- Analyses of the effectiveness of RSSP internal and external dispute mechanisms and data on the number and resolution of disputes and complaints.
- Other information regarding the educational program and the administrative, legal and governance operations of RSSP relative to compliance with the charter generally.

RSSP shall comply with Education Code Section 47604.3 and the Public Records Act.

**IV. GOVERNANCE STRUCTURE**

*“The governance structure of the school including, but not limited to, the process to be followed by the school to ensure parental involvement.”*

*- California Education Code Section 47605(b)(5)(E)*

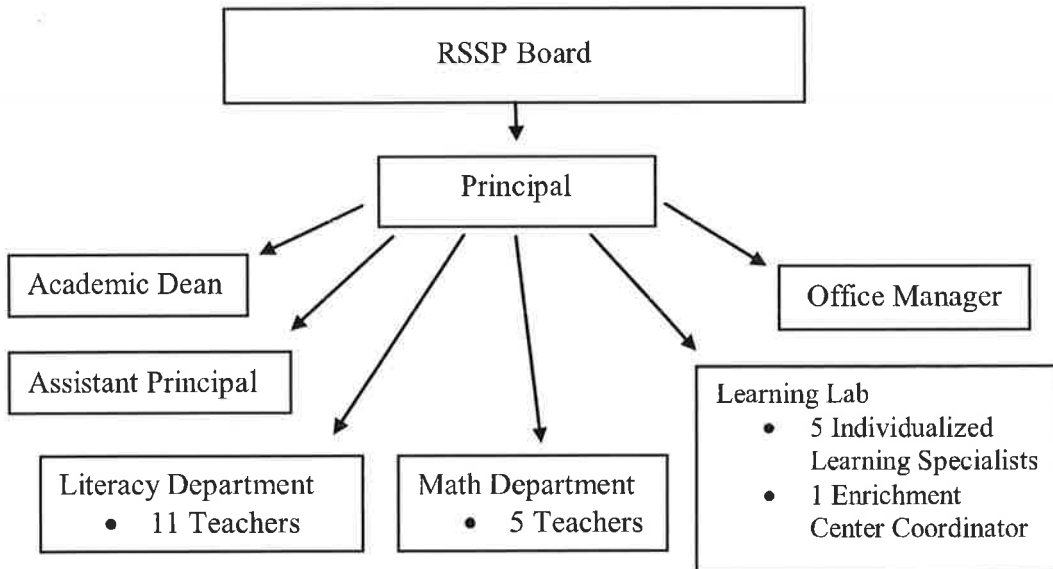
**Legal Status**

In accordance with Education Code section 47604, RSSP shall be operated by Rocketship Education (RSED) a California non-profit public benefit corporation pursuant to California law and will apply for 501(c)(3) status. RSED will be governed by a Board of Directors pursuant to its corporate bylaws as adopted, and as subsequently amended from time to time, which shall be consistent with this charter.

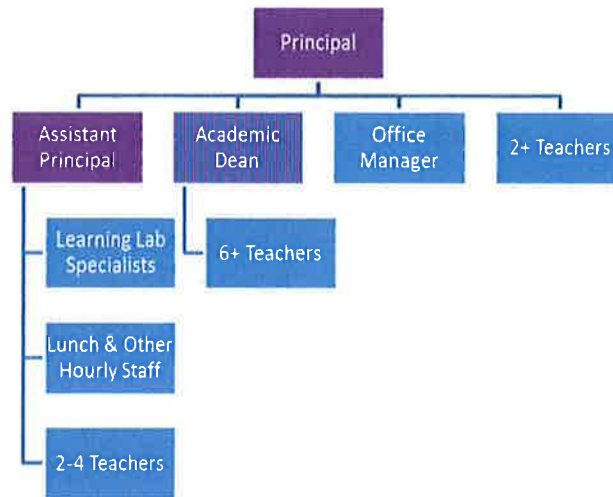
Please see draft Articles of Incorporation, Bylaws and Conflicts Code in Appendix W.

RSED will operate autonomously from SCCOE, with the exception of the supervisory oversight as required by statute and other contracted services. Pursuant to California Education Code Section 47604(c), SCCOE shall not be liable for the debts and obligations of RSED, operated as a California non-profit benefit corporation, or for claims arising from the performance of acts, errors, or omissions by the charter school as long as the District has complied with all oversight responsibilities required by law. All staff will be employees of RSED.

**Organizational Structure**



The chart below highlights the coaching relationships between the Principal, Assistant Principal, Academic Dean and teachers.



RSSP will be governed by the RSED Board of Directors (“Board”). The Board is ultimately responsible for the operation and activities of RSSP. Board Members have a responsibility to solicit input from, and opinions of, the parents of students, and the faculty and staff, regarding issues of significance and to weigh the input and opinions carefully before taking action. The primary method for executing their responsibilities is the adoption of policies that offer guidance and interpretation of the charter and procedures to assist the staff in facilitating the implementation of such policies. The Board consists of at least three and up to twenty five members who will govern RSSP. Board members serve for staggered terms of two years. This staggering of terms will create a natural flow for future elections and ensure that the Rocketship Education Board does not experience full turnover at once. In addition, each region with Rocketship schools will have at least one advisory board made up of parents as well as community and business leaders. The advisory board will be crucial in conveying the needs of the communities that Rocketship schools serve to the Rocketship Education Board of Directors, and will give parents and community members a voice in the governance of RSSP.

The Board will meet on a regular basis (e.g., quarterly and more often as needed). RSED’s Board of Directors may initiate and carry out any program or activity that is not in conflict with or inconsistent with any law and which is not in conflict with the purposes for which charter schools are established.

New directors will be elected as defined in the Bylaws. Board members should live, work, or participate in a community within two miles of the Charter School. Qualifications of current and future board members should include:

- Operation of charter schools
- Real estate expertise



- Legal expertise
- Financial expertise
- Fundraising ability
- Significant involvement in the communities served by RSSP
- Subject and professional development knowledge in Literacy and Math
- The District may appoint a representative to sit on the RSED Board pursuant to Education Code Section 47604(b)

The Board will adopt policies and procedures regarding self-dealing and conflicts of interest (See Conflicts of Interest Code, Appendix W). The RSSP Board of Directors may initiate and carry out any program or activity that is not in conflict with or inconsistent with any law and which is not in conflict with the purposes for which charter schools are established.

### ***RSED Board Duties***

The RSED Board of Directors will be responsible for the operation and fiscal affairs of the Charter School including but not limited to:

- Setting the enrollment and grade-level configuration for the Charter School including increasing enrollment to maximum levels or extending the Charter School to sixth grade, subject to authorization from SCCOE;
- Approval of annual school budget, calendar, salary schedules, major fundraising events, and grant writing;
- Negotiation and approval of a Memorandum of Understanding (“MOU”) or other contracts with SCCOE;
- Approval of all financial policies that set the processes and controls for contracts, expenditures, and internal controls
- Oversight of personnel actions (e.g. hiring, discipline, dismissal) (subject to the disclosure and recusal of the employee Board member) All personnel actions other than those relating to the Principal shall be preceded by recommendation by the Principal;
- Approval of bylaws, resolutions, and policies and procedures of school operation;
- Approval of all changes to the school charter to be submitted as necessary in accordance with applicable law;
- Participation as necessary in dispute resolution;
- Monitoring overall student performance;

- Evaluation of RSSP Principal(s) (subject to the disclosure and recusal of an employee Board member);
- Monitoring the performance of the Charter School and taking necessary action to ensure that the school remains true to its mission and charter;
- Monitoring the fiscal solvency of the Charter School;
- Participation in RSSP annual independent fiscal audit;
- Participation as necessary in student expulsion matters pursuant to RSSP policy;
- Increasing public awareness of the Charter School

RSED will update SCCOE on any changes to the RSED Board of Directors.

### ***Board Meetings***

The Board of Directors will meet regularly to review and act on its responsibilities. All meetings shall be held in accordance with the Brown Act.

RSED has adopted a conflicts code which complies with the Political Reform Act, Government Code Section 87100, and applicable conflict restrictions required by the Corporations Code. (Please see the Conflicts of Interest Code for RSED in Appendix W.)<sup>4</sup>

The Board of Directors meetings will be headed by a Board Chairman.

As long as quorum exists as defined by the corporate bylaws, measures voted on by the Board of Directors may be passed with a simple majority of present members, unless a supermajority is required by state law.

### ***Board Training***

The RSED Board of Directors shall participate annually in professional training regarding board governance, Brown Act, strategic planning and conflicts of interest rules.

### ***Board Delegation of Duties***

The RSED Board may execute any powers delegated by law to it and shall discharge any duty imposed by law upon it and may delegate to an employee of RSED any of those duties with the exception of approval of the budget, independent fiscal audit, and Board policy, hiring or termination of employees, expulsion of students, and the evaluation of the Principal. The Board,

---

<sup>4</sup> To be updated as necessary to meet updates to applicable conflicts of interest laws.

however, retains ultimate responsibility over the performance of those powers or duties so delegated. Such delegation will:

- Be in writing;
- Specify the entity designated;
- Describe in specific terms the authority of the Board being delegated, any conditions on the delegated authority or its exercise and the beginning and ending dates of the delegation; and
- Require an affirmative vote of a majority of present Board members.

The Board may utilize an Executive Committee as needed to perform various governance functions. If utilized, the Executive Committee will be composed of no fewer than 2 members. The Executive Committee shall comply with the Brown Act and the Conflicts Code of the Charter School.

### ***Rocketship Education***

The staff of Rocketship Education shall provide the following services to RSSP:

- (a) creating the School, including, but not limited to, any and all required legal and financial filings;
- (b) creating, preparing and submitting the School's charter;
- (c) researching, locating and preparing a suitable facility (the "Facility") for the operation of the School;
- (d) researching, providing or preparing for any future expansion of the Facility to accommodate growth of the School;
- (e) providing professional development training for certain employees of the Company prior to the commencement of the school year and continuing throughout the school year as necessary;
- (f) providing office services, such as accounting, payroll, human resources and billing;
- (g) supervising the annual budget;
- (h) developing and executing fundraising opportunities;
- (i) working with the Charter Authorizer, CDE and other agencies as necessary, including complying with reporting requirements and any other general inquiries received from these agencies;
- (j) supervising the parent coordinator and parent involvement generally;
- (k) marketing for student enrollment;
- (l) assisting with public relations;
- (m) writing grants for state and other funding;
- (n) providing guidance relating to the curriculum;
- (o) providing support for information technology;
- (p) securing working capital financing for the school
- (q) providing financial support as needed; provided, however, that such support be agreed to by the parties in a separate writing; and
- (r) providing any other operational or educational needs relating to the School that the Company may reasonably request of Manager.

(s) collecting Special Education funds and managing the Special Education program budget on behalf of all Rocketship Education schools that are part of the El Dorado County SELPA and therefore having the authority to determine the allocation of Special Education dollars based on Special Education needs at each site

### ***Parent Participation***

As RSSP is being established to serve the needs of the students and their families, there are a number of ways that parents may participate in the leadership of the school. Because RSSP will be its own LEA and projects to have over 21 English Learners enrolled, the parents of RSSP will form a DELAC committee that complies with all of the California Department of Education English Language Learner Categorical Program requirements as well as a School Site Council as required by state law. RSSP parents will be encouraged to join the DELAC, School Site Council, and the Regional Advisory Board.

RSSP will encourage parents to create a Parent/Teacher Council ("PTC") to facilitate communication among parents, teachers and the Board as well as to promote cultural and social activities within the school community. The PTC will:

- Serve as a forum for the discussion of matters of interest and concern to the parents of RSSP students;
- Act as a communication channel between the parents and other interested individuals and groups, both within and outside the school community;
- Coordinate and sponsor committees, clubs and other activities that enhance the intrinsic value of RSSP and contribute to the fulfillment of its mission. These committees will work with various bodies within RSSP , providing support activities as appropriate;
- Coordinate PTC fundraising activities and oversee the allocation and disbursement of funds raised by the PTC;
- Report as needed to the RSED Board of Directors at its regular meetings and provide ongoing advice to the Board as requested by the Board or deemed necessary by the PTC.

### ***Additional Opportunities for Parent Involvement***

- Parents, students and teachers meet regularly to plan and assess the student's learning progress and determine goals;
- School and staff evaluations - parents fill out a survey each year evaluating the strengths and weaknesses they identify with the program to be reviewed by staff and faculty for consideration of ongoing improvement of RSSP;
- Volunteer opportunities – the Principal(s) will maintain a list of various opportunities for parents to volunteer at RSSP. For example, parents have the opportunity to help in classrooms, lead extracurricular activities, assist in event planning, attend field trips and serve on parent committees;

- Fundraising - parents and community members work with RSSP to raise additional resources to support students and the school program;
- Advocacy - parents and community members communicate the school design and outcomes to the public, educators and policy makers and advocate for necessary policies and resources.

## V. HUMAN RESOURCES

---

### *Qualifications of School Employees*

Governing Law: *The qualifications to be met by individuals to be employed by the school. -- California Education Code Section 47605(b)(5)(E)*

RSSP shall recruit professional, effective and qualified personnel for all administrative, instructional, instructional support, and non-instructional support capacities who believe in the instructional philosophy outlined in its vision statement. In accordance with Education Code 47605.6(e)(1), RSSP shall be nonsectarian in its employment practices and all other operations. RSSP shall not discriminate against any individual (employee or student) on the basis of the characteristics listed in Education Code Section 220 (actual or perceived disability, gender, nationality, race or ethnicity, religion, sexual orientation, or any other characteristic that is contained in the definition of hate crimes set forth in Section 422.55 of the Penal Code or association with an individual who has any of the aforementioned characteristics).

All employees should possess the personal characteristics, knowledge base and/or relevant experiences in the responsibilities and qualifications identified in the posted job description as determined by RSSP.

### *Principal*

The RSED Board of Directors intends to hire a Rocketship Education-trained Principal who will be responsible for creating a school capable of achieving the RSSP mission and goals. This will include leading the Charter School in all aspects of its day to day operations, working with the RSED Board of Directors, the PTC, SCCOE, students, parents, and community members and the other governing bodies specified by local and state law.

The principal is the instructional, cultural, managerial, and community leader of the school. The principal sets the vision for the school and ensures that the school is a high-achieving college preparatory environment where all students finish the fifth grade at or above grade level. Additionally, the principal directly manages, supports, and develops the Assistant Principal, the Academic Dean, and the Office Manager. The Principal serves as the manager of all teachers, and also coaches a few classroom teachers directly, which includes conducting observation cycles, modeling lessons, and providing support and resources aimed at increasing teacher effectiveness and leadership. The principal is also responsible for engaging and empowering parents to become lifelong advocates for their children's education.

### Key Responsibilities:

- Foster a rigorous and college preparatory environment that ensures high levels of student achievement annually through the relentless use of data to drive and refine instruction
- Manage, support, and develop other members of the school leadership team including the Assistant Principal, Academic Dean, and Office Manager
- Manage self and others in a manner that creates a healthy, high-achieving environment where staff feel challenged, supported, and valued and there is open communication about professional growth and future career opportunities

- Foster a school culture and environment of constant reflection and professional growth so that all staff continues to emerge as leaders within Rocketship and quickly assume leadership positions within the organization
- Foster Rocketship school culture where students, educators, and members of the school community demonstrate Rocketship's beliefs, values, and behaviors
- Create a school community that fully involves parents in student achievement through multiple outlets including home visits, regular community meetings, and parent/family meetings and also empowers them to become active advocates for their Rocketeer's education and achievement
- Promote collaborative problem solving and open communication between teachers, learning lab staff, students, and families
- Develop classroom teacher practice and leadership through direct observation, coaching, and training (4+ teachers)
- Design and lead staff meetings
- Oversee and/or contribute to the design and implementation of staff professional development and collaborative planning time
- Lead the execution of community meetings and events
- Lead and/or support other school site and network-wide initiatives as needed to foster strong school culture, academic excellence, and network growth
- Provide leadership toward, creative and positive data driven behavioral innovations and instruction for high risk students, their teachers and their families

**Required Skills and Experience:**

- 2+ years of experience teaching in an urban city classroom and realizing significant gains
- Strong leadership skills and personal drive
- Relentless pursuit of high expectations
- Organized
- Passion for urban children and their families
- Ability to build partnerships with community organizations
- Strategic planning experience
- Ability to engage and empower parents and families
- Strong communication skills
- An entrepreneurial spirit and a proven track record
- Experience in building and maintaining outstanding school culture
- Results-oriented and data-driven
- Ability to develop others
- Adaptable and able to thrive in a dynamic, fast-paced environment

**Education Requirements:**

- BA from accredited university
- Valid Teaching Credential

***Office Manager***

The Office Manager will be responsible for daily operations at RSSP. The Office Manager will report to the Principal. Qualifications include the following.

*Required knowledge, skills, and abilities*

- Strong organizational skills;
- Strong time management skills;
- Ability to work both independently and with a team;
- Fluency in Spanish is highly desirable.

*Required educational level*

- A.A. degree or equivalent work experience

*Required experience*

- 3 plus years in administrative support position preferable;
- Experience in school front office preferable;
- Proficient with Microsoft Office.

Responsibilities of the Office Manager include:

- Recording attendance;
- Primary responsibility for input of Free and Reduced Lunch information into the student database;
- Managing the office;
- Overseeing purchases of materials;
- Doing day to day bookkeeping;
- Managing the schedules of the Learning Lab Staff and Principal;
- Serving as first point of contact for Parents contacting RSSP.

***Teachers***

RSSP core teachers at all levels shall meet or exceed all “highly qualified requirements” under the No Child Left Behind Act (“NCLB”).

Accordingly, a teacher of core academic subjects must meet the following qualifications:

- (1) a bachelor’s degree;
- (2) a State credential
- (3) demonstrated core academic subject matter competence. Demonstrated core academic subject competence for elementary grades is done through CCTC’s approved subject matter examination or by completing the California High Objective Uniform State Standard of Education (“HOUSSE”).

RSSP shall comply with Education Code Section 47605(l), which states:

Teachers in charter schools shall be required to hold a Commission on Teacher Credentialing certificate, permit or other document equivalent to that which a teacher in other public schools would be required to hold. These documents shall be maintained on file at the charter school and shall be subject to periodic inspection by chartering authority. It is the intent of the Legislature that charter



schools be given flexibility with regard to non-core, non-college preparatory courses.

All teachers will be CLAD certified or a CCTC recognized equivalent.

Each year, Teachers will be evaluated based on their ability to make Significant Gains. It is expected that some teachers will be able to make Significant Gains in a single year, others may take two or three, and still others may not be capable. In addition to Significant Gains, Teachers must show a strong ability to work with and mentor their peers in order to be prepared to take on the role of Academic Dean. Job requirements for a Teacher:

- Demonstrated mastery of classroom skills including classroom management, planning, assessment and instructional practice either as a Teacher or while teaching outside of RSSP;
- Hold a multiple-subject teaching credential;
- Demonstrate the potential to make Significant Gains in the subject they will teach as a Teacher.

Job responsibilities of Teachers include:

- A full day of teaching, primarily within the academic area in which they focus their teaming;
- Mentoring and instructional advice for their peers, especially Teachers, to help them develop the skills needed to progress as teachers.

Upon initial hire, teachers will receive 90% to 110% base salary commensurate with that of teachers in the chartering district, plus up to an additional 10% merit bonus. A component of Teacher pay and the criteria for considering their advancement to Academic Dean will include the following:

- Personal achievement of Significant Gains for students which they have directly instructed;
- Parent and Academic Dean satisfaction with their teaching;
- Peer and Academic Dean satisfaction with their mentoring and instructional leadership.

We believe it will be possible for Teachers to be promoted to Academic Dean positions within two to three years of becoming Teachers.

RSSP personnel progress up a career ladder. Advancement up the ladder is based on the quality of that teacher's instruction: student academic outcomes, his or her ability to work in a team of teachers, and satisfaction of the families served by this teacher. We believe that teachers need a career path which rewards their success both with more responsibility and significantly greater compensation. RSSP has a two-tiered career ladder for teachers, which recognizes student performance as a primary factor in advancement. Creating a career ladder like RSSP's has several advantages, including employee retention, succession planning, and better career development (CA State Dept. of Employee Development, 2003).

### ***Assistant Principal***

Reporting directly to the principal, the Assistant Principal plays a critical role in fostering a college-preparatory school culture focused on high levels of academic achievement. In the realm of ensuring academic excellence, the Assistant Principal manages Learning Lab staff towards student outcomes achieved through a highly individualized set of instructional methods including online curriculum, reading center, and Response to Intervention. The Assistant Principal also directly coaches a few classroom teachers directly, which includes conducting observation cycles, modeling lessons, and providing support and resources aimed at increasing teacher effectiveness and leadership. Additionally, the Assistant Principal will manage key components of school culture including arrival and/or dismissal, some transitions, lunch and/or recess, and will be ready to lead Rocketship Launch (a school-wide morning meeting) when the principal is not available. The Assistant Principal role is designed to provide an experiential preparatory experience for becoming a principal; as such the Assistant Principal will engage in leadership training and should be prepared to step seamlessly into the principal role when the principal is not on campus or as a part of the leadership development program.

#### Key Responsibilities:

- Foster a rigorous and college preparatory environment that ensures high levels of student achievement annually through the relentless use of data to drive and refine instruction
- Manage Learning Lab student outcomes through direct management of hourly learning lab staff
- Develop classroom teacher practice and leadership through direct observation, coaching, and training (2-4 teachers)
- Promote collaborative problem solving and open communication between teachers, learning lab staff, students, and families.
- Foster Rocketship school culture where students, educators, and members of the school community demonstrate Rocketship's beliefs, values, and behaviors
- Create a school community that fully involves parents in student achievement through multiple outlets including home visits, regular community meetings, and parent/family meetings
- Lead and/or support the execution of community meetings and events
- Manage self and others in a manner that creates a healthy, high-achieving environment where staff feel challenged, and also fully supported/valued
- Lead and/or support other school site and network-wide initiatives as needed to foster strong school culture, academic excellence, and network growth
- Provide leadership toward, creative and positive data driven behavioral innovations in Learning Lab individualization and instruction for high risk students, their teachers and their families
- Develop and maintain outstanding school culture through the direct management of all hourly staff members (in addition to Learning Lab staff, this includes staff associated with lunch, arrival, or dismissal)

#### Required Skills and Experience:

- 2+ years of experience teaching in an urban city classroom and realizing significant gains
- Strong leadership skills and personal drive
- Relentless pursuit of high expectations
- Organized

- Passion for urban children and their families
- Ability to build partnerships with community organizations
- Strategic planning experience
- Ability to engage and empower parents and families
- Strong communication skills
- An entrepreneurial spirit and a proven track record
- Experience in building and maintaining outstanding school culture
- Results-oriented and data-driven
- Ability to develop others
- Adaptable and able to thrive in a dynamic, fast-paced environment

Education Requirements:

- BA from accredited university
- Valid Teaching Credential

***Academic Dean***

RSSP has one Academic Dean, focused full-time on the implementation of RSSP's academic systems and mentoring teachers to improve their effectiveness. Job qualifications for the Academic Dean include:

- Academic Deans have made Significant Gains with their students for at least the past year or years;
- Academic Deans care deeply about children. Academic Deans, as the senior members of the faculty, must espouse RSSP's culture of caring, showing concern not just for the academic, but for the emotional welfare of their students;
- Academic Deans must show the desire and ability to mentor young teachers. Teaching adults is different from teaching children. Mentoring requires a commitment on the part of an Academic Dean to their Teachers and an ability to demonstrate and explain verbally their own practices;
- Academic Deans must be strong team players, helping to make the faculty cohesive in our goals of creating both a safe and supportive environment, and one in which students will make significant academic progress.

Reporting directly to the principal, the Academic Dean plays a critical role in driving academic achievement for students. The Dean ensures academic excellence by working closely with the principal to lead and implement the instructional vision for the school. The Academic Dean leads two primary streams of work: teacher coaching and professional development (PD). The Academic Dean directly coaches a number of classroom teachers, which includes conducting observation cycles, modeling lessons, co-planning lessons, real-time coaching, and providing support and resources aimed at increasing teacher effectiveness and leadership. The Academic Dean also leads the design and implementation of group teacher professional development and collaborative planning time. This individual provides staff with the appropriate resources and support to ensure that each Rocketship school's Rocketeers realize 1.5 years of progress annually.

#### Key Responsibilities:

- Foster a rigorous and college preparatory environment that ensures high levels of student achievement annually through the relentless use of data to drive and refine instruction
- Ensure at least 1.5 years of progress for all Rocketeers annually through rigorous teacher coaching and PD
- Drive student achievement results through regular 1:1 coaching sessions with select staff members (6+ teachers)
- Oversee the implementation of a rigorous and highly individualized curriculum in classrooms of coached teachers
- Promote collaborative problem solving and open communication among teaching staff members
- Ensure Rocketship school culture where students, educators, and members of the school community demonstrate Rocketship's beliefs, values, and behaviors
- Manage self and others in a manner that creates a healthy, high-achieving environment where staff feel challenged, and also fully supported/valued
- Lead and/or contribute to the design and implementation of weekly staff professional development and collaborative planning time
- Identify, celebrate, codify, and share instructional best practices across the school and network
- Implement and share teacher coaching and development best practices with other members of the school leadership team
- Assist in the management of school-based Integrated Service Delivery (ISD) program through coordination of SST and SAT processes
- Collaborate with the ISD Specialist at each site to ensure that teachers are receiving the necessary support and professional development to maximize the delivery of instruction in a full-inclusion model
- Manage the BTSA process for eligible staff and support other teachers through the credentialing process, which includes the successful completion of Teacher Performance Assessments
- Have a lasting impact on the design of network professional development resources

#### Required Skills and Experience:

- 2+ years experience teaching in an urban city classroom and realizing significant gains
- Strong time management and organizational skills
- Result-oriented and data-driven
- Relentless pursuit of high expectations
- Ability to inspire and motivate others
- Adaptable and able to thrive in a dynamic, fast-paced environment
- Ability to develop others
- Passion for urban children and their families
- Strategic planning and project management experience
- Strong verbal and written communication skills
- Deep knowledge of elementary literacy and/or math instruction

- Experience with or interest in the use of technology in promoting teacher development a plus

Education Requirements:

- BA from accredited university
- Valid Teaching Credential

**Retirement Benefits**

*Governing Law: The manner by which staff members of the charter schools will be covered by the State Teachers' Retirement System, the Public Employees' Retirement System, or federal social security. -- California Education Code Section 47605(b)(5)(K)*

All full-time employees of the Charter School will participate in a qualified retirement plan. Full-time Certified teachers will participate in the State Teachers' Retirement System ("STRS"), and full-time Classified staff will be offered a 403B program. All part-time staff and full-time Classified staff will participate in the federal social security system. Staff at the Charter School may have access to additional RSSP-sponsored retirement plans according to policies developed by the board of directors and adopted as the Charter School's employee policies.

**Employee Representation**

*Governing Law: A declaration whether or not the charter school shall be deemed the exclusive public school employer of the employees of the charter school for the purposes of Chapter 10.7 (commencing with Section 3540) of Division 4 of Title 1 of the Government Code. -- California Education Code Section 47605(b)(5)(O)*

The Charter School shall be deemed the exclusive public school employer of the employees of the Charter School for the purposes of Educational Employment Relations Act ("EERA"). The Charter School will comply with the EERA.

**Rights of School District Employees**

*Governing Law: A description of the rights of any employee of the school district upon leaving the employment of the school district to work in a charter school, of any rights of return to the school district after employment at a charter school. -- Education Code Section 47605(b)(5)(M)*

No public school district employee shall be required to work at the Charter School. Employees of the District who choose to leave the employment of the District to work at the Charter School will have no automatic rights of return to the District after employment by the Charter School unless specifically granted by the District through a leave of absence or other agreement. Charter School employees shall have any right upon leaving the District to work in the Charter School that the District may specify, any rights of return to employment in a school district after employment in the school that the District may specify, and any other rights upon leaving employment to work in the school that the District determines to be reasonable and not in conflict with any law.

All employees of the Charter School will be considered the exclusive employees of the Charter School and not of the District, unless otherwise mutually agreed in writing. Sick or vacation leave or years of service credit at the District or any school district will not be transferred to the Charter School. Employment by the Charter School provides no rights of employment at any other entity, including any rights in the case of closure of the Charter School.

### ***Health and Safety***

***Governing Law:*** *The procedures that the school will follow to ensure the health and safety of students and staff. These procedures shall include the requirement that each employee of the school furnish the school with a record summary as described in Section 44237. -- California Education Code Section 47605(b)(5)(F)*

Please see Appendix Q for a detailed description of health and safety policies on Fingerprinting and Background Checks; Tuberculin Examinations; Safe Facilities; Emergency Plans; Immunizations/Physical Exams; Communicable, Contagious, or Infectious Disease Prevention; Administration of Medications; Drug-Free Workplace; Smoke-Free Environment; First Aid CPR, and Health Screening (vision/hearing/scoliosis); and Exposure Control Plan for Blood Borne Pathogens. See Appendix S for policies on Sexual Harassment and Complaint Procedures and Appendix T for policies on Role of Staff as Mandated Child Abuse Reporters. RSSP may create additional policies and procedures as the need occurs and to stay in compliance with changes to local, state and federal laws and regulations. The following provides a brief summary of RSSP policies:

### ***Fingerprinting/Background Check***

Employees and contractors of RSSP will be required to submit to a criminal background check and furnish a criminal record summary as required by Education Code 44237 and 45125.1. New employees not possessing a valid California Teaching Credential must submit two sets of fingerprints to the California Department of Justice for the purpose of obtaining a criminal record summary. The Principal of the Charter School shall monitor compliance with this policy and report to the RSED Director of HR on a semi-annual basis. The Director of HR shall monitor the fingerprinting and background clearance of the Principal. Volunteers who will volunteer outside of the direct supervision of a credentialed employee shall be fingerprinted and receive background clearance prior to volunteering without the direct supervision of a credentialed employee.

### ***Role of Staff as Mandated Child Abuse Reporters***

All non-certificated and certificated staff will be mandated child abuse reporters and will follow all applicable reporting laws, the same policies and procedures used by the District.

### ***TB Testing***

RSSP will follow the requirement of Education Code Section 49406 in requiring tuberculosis testing of all employees.

### ***Immunizations***

All students enrolled and staff will be required to provide records documenting immunizations as is required at public schools pursuant to Health and Safety Code Sections 120325-120375, and Title 17, California Code of Regulations Sections 6000-6075.

Medication in School

RSSP will adhere to Education Code Section 49423 regarding administration of medication in school.

Vision/Hearing/Scoliosis

RSSP shall adhere to Education Code Section 49450 *et seq.* as applicable to the grade levels served by RSSP.

Emergency Preparedness

RSSP shall adhere to an Emergency Preparedness Handbook drafted specifically to the needs of the school site. This handbook shall include but not be limited to the following responses: OSHA policy compliance, fire, flood, earthquake, terrorist threats, and hostage situations and shall be submitted for District receipt and review. This handbook shall include an evacuation plan, and general school safety, injury and illness prevention.

Bloodborne Pathogens

RSSP shall meet state and federal standards for dealing with bloodborne pathogens and other potentially infectious materials in the workplace. The Board shall establish a written "Exposure Control Plan" designed to protect employees from possible infection due to contact with bloodborne viruses, including human immunodeficiency virus ("HIV") and hepatitis B virus ("HBV").

Whenever exposed to blood or other body fluids through injury or accident, students and staff should follow the latest medical protocol for disinfecting procedures.

Drug-Free/Smoke-Free Environment

RSSP shall maintain a drug-, alcohol-, and smoke-free environment.

Facility

The facility to be utilized by RSSP must be in compliance with applicable State and local Building Codes in accordance with Education Code 47610.

RSSP shall comply with Education Code Section 47610 by utilizing facilities that are compliant with the California Building Standards Code. The School agrees to test sprinkler systems, fire extinguishers, and fire alarms annually at its facilities to ensure that they are maintained in an operable condition at all times. The School shall conduct fire drills as required under Education Code Section 32001 and in conjunction with the District (if at District facilities).

**DISPUTE RESOLUTION**

*Governing Law:* *The procedures to be followed by the charter school and the entity granting the charter to resolve disputes relating to provisions of the charter. -- California Education Code Section 47605(b)(5)(N)*

**Intent**

The intent of this dispute resolution process is to (1) resolve disputes within the Charter School pursuant to the Charter School's policies, (2) minimize the oversight burden on the SCCOE, and (3) ensure a fair and timely resolution to disputes.

The following process is proposed by RSSP to meet the requirements of Education Code Section 47605(b)(5)(N) with the understanding that SCCOE may present revisions for RSSP consideration and approval either as part of the MOU with the County or as an amendment to this charter.

**Public Comments**

The staff and governing board members of the Charter School and SCCOE agree to attempt to resolve all disputes regarding this charter pursuant to the terms of this section. All parties shall refrain from public commentary regarding any disputes until the matter has progressed through the dispute resolution process unless otherwise required by law.

**Disputes Between the Charter School and the Chartering Authority**

In the event of a dispute between the Charter School and SCCOE, the staff and Board members of RSED and SCCOE agree to first frame the issue in written format ("dispute statement") and refer the issue to the Superintendent of the SCCOE and the Principal of RSSP or designees. In the event that SCCOE believes that the dispute relates to an issue that could lead to revocation of the charter under Education Code Section 47607, RSSP requests that this be specifically noted in the written dispute statement, but is aware that SCCOE is not legally bound to do so. Nothing in this section is intended to impair the authority or ability of SCCOE to revoke the charter in accordance with the procedures detailed in Education Code Section 47607, nor to imply that RSSP has any legal authority to do so.

The Principal and Superintendent shall informally meet and confer in a timely fashion (no later than 10 school days from receipt of the dispute statement) to attempt to resolve the dispute. In the event that this informal meeting fails to resolve the dispute, both parties shall identify two members from their respective Boards who shall jointly meet with the Superintendent of SCCOE and the Principal(s) of RSSP or designees and attempt to resolve the dispute. The joint meeting shall be held within 15 school days from the informal meeting.

If this joint meeting fails to resolve the dispute, the Superintendent and Principal(s) or designees shall jointly identify a neutral, third party mediator. The format of the mediation session shall be developed jointly by the Superintendent and the Principal(s) or designees. Mediation shall be held within 30 school days of the joint meeting. All dates or procedures within this section can be amended by written mutual agreement or necessity due to mediator scheduling. Each party shall bear its own costs of dispute resolution with the cost of the mediator being split equally amongst the Parties. If mediation fails, either Party will have been deemed to have exhausted the



administrative remedies within this charter and may pursue any alternative legal options for resolution.

## **VI. STUDENT ADMISSIONS, ATTENDANCE AND SUSPENSION/EXPULSION POLICIES**

---

*"Admission requirements, if applicable."*

*- California Education Code Section 47605(b)(5)(H)*

### **STUDENT ADMISSIONS POLICIES AND PROCEDURES**

RSSP shall strive to achieve a student population from San Jose which understands and values RSSP's mission and vision statements and is committed to RSSP instructional and operational philosophy.

No test or assessment shall be administered to students prior to acceptance and enrollment into the Charter School.

The school shall be nonsectarian in its programs, admission policies, employment practices, and all operations, shall not charge tuition, and shall not discriminate against any student on the basis of the characteristics listed in Education Code Section 220 (actual or perceived disability, gender, nationality, race or ethnicity, religion, sexual orientation, or any other characteristic that is contained in the definition of hate crimes set forth in Section 422.55 of the Penal Code or association with an individual who has any of the aforementioned characteristics). Admission to the Charter School shall not be determined by the place of residence of the student, or of his or her parent or guardian, within the State, except as provided in Education Code Section 47605 (d)(2).

The application process is comprised of the following:

- Completion of a student interest form, which includes basic student and family identification information for the purposes of entry into public random drawing

Upon selection for admission pursuant to public random drawing, the registration process will include the following:

- Student enrollment form which contains student name, address, and other identifying and demographic information
- Proof of Immunization
- Home Language Survey
- Completion of Emergency Medical Information Form
- Proof of minimum age requirements, e.g. birth certificate

RSSP feels strongly that success for students requires a commitment from both students and parents to the mission and vision of RSSP as set forth in the Charter. During the registration process, all parents or guardians shall be asked to sign a Commitment Letter indicating they understand RSSP philosophy, program, and volunteer policy. Students will not be denied admission or dis-enrolled for failing to sign the Commitment Letter (see Appendix U for the RSSP Commitment Letter).

RSSP shall admit all students who wish to attend the Charter School subject only to capacity. Applications will be accepted during a publicly advertised open application period each year for enrollment in the following school year. Following the open application period each year, applications shall be counted to determine whether any grade level has received more applications than availability. In the event that this occurs, RSSP will hold a public random drawing to determine enrollment for the impacted grade level, with the exception of existing students (2<sup>nd</sup> year forward) who are guaranteed enrollment in the following school year.<sup>5</sup>

Enrollment preferences in the case of a public random drawing shall be allowed in the following order of preference:

- 1) Siblings of currently enrolled students<sup>6</sup>
- 2) Children of the paid staff of RSSP<sup>7</sup>
- 3) Residents of ARUSD
- 4) Other California residents

Students qualifying for more than one preference group will be considered part of the highest preference for which they qualify. At the conclusion of the public random drawing, all students who were not granted admission due to capacity shall be given the option to put their name on a wait list in the order of their draw in the public random drawing. This wait list will allow students the option of enrollment in the case of an opening during the school year.

### ***Non-Discrimination***

*Governing Law: The means by which the school will achieve a racial and ethnic balance among its students that is reflective of the general population residing within the territorial jurisdiction of the school district to which the charter petition is submitted. -- California Education Code Section 47605(b)(5)(G)*

RSSP shall strive, through recruitment and admissions practices, to achieve a racial and ethnic balance among its students that is reflective of the general population residing within the territorial jurisdiction of the ARUSD.

RSSP will implement a strategy that includes, but is not necessarily limited to, the following elements or strategies which focus on achieving and maintaining a racial and ethnic balance among students that is reflective of the general population residing within the territorial jurisdiction of ARUSD. The strategy includes printing and distributing materials in English, Spanish and other languages reflecting the needs of the community, and:

- An enrollment process that is scheduled and adopted to include a timeline that allows for a broad-based application process.

---

<sup>5</sup> During any period of Public Charter School's Grant Program ("PCSGP") funding, the public random drawing shall be handled as a single weighted drawing.

<sup>6</sup> During any PCSGP funding, siblings will be considered an "exception" to the single weighted drawing.

<sup>7</sup> During any period of PCSGP funding, this preference will be limited to children of faculty and shall not exceed 10% of total enrollment.

- The development and distribution of promotional and informational material that reaches out to all of the various racial and ethnic groups represented in the territorial jurisdiction of the ARUSD.
- Outreach activities.

As part of outreach to Spanish speakers, RSSP provides:

- a. Flyers in both English and Spanish about upcoming RSSP meetings
- b. General information sheets, and other key documents, including the school vision and mission statement in Spanish
- c. Information in Spanish on the Rocketship Education website
- d. Spanish translators at all general meetings

RSSP shall, as part of its programmatic audit, analyze the success and/or weakness of its outreach initiatives. RSSP shall utilize the data from the programmatic audit to make any necessary revisions to the Outreach initiatives.

***Public School Attendance Alternatives***

*Governing Law:* *The public school attendance alternatives for students residing within the school district who choose not to attend charter schools. -- Education Code Section 47605(b)(5)(L)*

No student may be required to attend the Charter School. Students who reside within the District, and who opt not to attend RSSP, may attend school within ARUSD according to ARUSD policy or at another school district or school within ARUSD through ARUSD’s intra- and inter-district policies.

Parents and guardians of each student enrolled in the Charter School will be informed on admissions forms that the students have no right to admission in a particular school of any local education agency as a consequence of enrollment in the charter school, except to the extent that such a right is extended by the local education agency.

***Suspension and Expulsion Procedures***

*Governing Law:* *The procedures by which students can be suspended or expelled. -- California Education Code Section 47605(b)(5)(J)*

RSSP acknowledges the responsibility of each student, parent, volunteer, faculty, staff and administrator to contribute to the wellbeing of the community by demonstrating responsibility and accountability for individual and group actions. It is the Charter School’s goal to enhance the quality of relationships, the quality of learning, and the quality of the community through shared responsibility. Attached as Appendix R, please find the procedures by which students can be suspended or expelled.

## **VII. REPORTING AND ACCOUNTABILITY**

---

### **BUDGETS AND CASH FLOW**

*Governing Law: The petitioner or petitioners shall also be required to provide financial statements that include a proposed first year operational budget, including startup costs, and cash flow and financial projections for the first three years of operation. -- Education Code Section 47605(g)*

Attached, as Appendix AG please find the following documents:

- A projected multi-year budget
- Cash flow and financial projections
- A narrative describing the above.

These documents are based upon the best data available to the Petitioners at this time.

### **FINANCIAL REPORTING**

RSSP shall provide reports as required by Education Code Section 47604.33 as follows, and shall provide additional fiscal reports as requested by the District:

1. By July 1, a preliminary budget for the current fiscal year.
2. By December 15, an interim financial report for the current fiscal year reflecting changes through October 31. Additionally, on December 15, a copy of the Charter School's annual, independent financial audit report for the preceding fiscal year shall be delivered to the District, State Controller, and State Department of Education.
3. By March 15, a second interim financial report for the current fiscal year reflecting changes through January 31.
4. By September 15, a final unaudited report for the full prior year. The report submitted to the District shall include an annual statement of all the Charter School's receipts and expenditures for the preceding fiscal year.
5. All attendance reports: 20 day, P-1, P-2 and annual.

### **INSURANCE**

RSSP shall acquire and finance general liability, workers compensation, and other necessary insurance of the types and in the amounts required for an enterprise of similar purpose and circumstance. The SCCOE shall be named as an additional insured on all policies of the Charter School.

### **ADMINISTRATIVE SERVICES**

*Governing Law:* *The manner in which administrative services of the school are to be provided. -- Education Code Section 47605(g)*

Administrative services will be managed in-house and contracted with appropriately qualified and/or credentialed (as necessary) outside providers to address all administrative services. Please see above under Governance for the role of Rocketship Education as the predominate provider of administrative services. We do not anticipate purchasing any services from the SCCOE, but we will fairly evaluate any offer of services from the SCCOE against any other offers for similar services from third party providers. Administrative services which we have experienced to be required for RSSP include but are not limited to the following:

- Accounting and payroll management
- Cash flow management
- Contracts with charter authorizers
- Real estate financial management
- Securing and managing loans
- Federal grant writing and reporting
- Creation of the student management system used to keep student's daily, periodic, and annual academic results
- Human Resources
- Provide support on academic data analysis as necessary
- Develop best practices for school safety and other school procedures
- Provide ongoing consulting for the management of the Learning Lab
- Teacher recruiting

#### **FACILITIES**

*Governing Law:* *The facilities to be utilized by the school. The description of the facilities to be used by the charter school shall specify where the school intends to locate. -- California Education Code Section 47605(g).*

The Rocketship school facility includes the following:

- 16 full-size classrooms
- A 2,300 to 2,700 sq. ft. multi-purpose
- A servery, including a warming oven, refrigerator, and milk cooler for food service
- A foyer
- 3 to 4 staff offices and administrative spaces
- A flexi-space that will likely serve as a parent volunteer room, with the possibility of converting into an ISD (integrated services delivery) room, another staff office, or other such use
- A staff room
- Parking to accommodate all staff and a few visitors, usually 24 to 27 spaces
- A play area with recycled rubber surfacing and a play structure
- An outdoor area for community Launch, structured physical education, and recess
- An outdoor lunch shelter

The total building footprint will be a 2-story building of approximately 11,000 sq. ft., with approximately 21,500 sq. ft. of built usable space. This is a building model that Rocketship Education has successfully used for multiple locations in San Jose with different land configurations. The campus footprint will be between 1 and 1.7 acres, depending on available sites that can be developed on time and within the project budget amount. Current site location possibilities are still under negotiation and review, but will ultimately accommodate the aforementioned facilities.

### **INDEPENDENT FISCAL AUDIT**

*Governing Law: The manner in which annual, independent financial audits shall be conducted, which shall employ generally accepted accounting principles, and the manner in which audit exceptions and deficiencies shall be resolved to the satisfaction of the chartering authority. -- California Education Code Section 47605(b)(5)(I)*

The Board of RSED will appoint an Audit Committee, which will select an independent financial auditor and oversee audit requirements.

An annual audit of the books and records of the Charter School will be conducted as required by Education Code Sections 47605(b)(5)(I) and 47605(m). The books and records of RSSP will be kept in accordance with generally accepted accounting principles, and as required by applicable law. The audit will employ generally accepted accounting procedures. The audit shall be conducted in accordance with applicable provisions within the California Code of Regulations governing audits of charter schools as published in the State Controller's K-12 Audit Guide.

The Audit Committee will select an independent auditor through a request for proposal format. The auditor will have, at a minimum, a CPA and educational institution audit experience and will be approved by the State Controller on its published list as an educational audit provider. To the extent required under applicable federal law, the audit scope will be expanded to include items and processes specified in applicable Office of Management and Budget Circulars.

The annual audit will be completed and forwarded to the District, the County Superintendent of Schools, the State Controller, and to the CDE by the 15th of December of each year. The audit committee will review any audit exceptions or deficiencies and report to the Business Committee of the Board of the Charter School with recommendations on how to resolve them. The RSED Business Committee will then approve the audit. The Board of the Charter School will submit a report to SCCOE describing how the exceptions and deficiencies have been or will be resolved along with an anticipated timeline for the same. The Board and Principal of the Charter School will work with the SCCOE to ensure all audit exceptions and deficiencies are resolved to the satisfaction of the SCCOE along with an anticipated timeline for the same. Audit appeals or requests for summary review shall be submitted to the Education Audit Appeals Panel ("EAAP") in accordance with applicable law.

The independent financial audit of the Charter School is public record to be provided to the public upon request.

### **CLOSURE PROTOCOL**

*Governing Law: A description of the procedures to be used if the charter school closes. -- Education Code Section 47605(b)(5)(P)*

The following procedures shall apply in the event the Charter School closes. The following procedures apply regardless of the reason for closure.

Closure of the Charter School shall be documented by official action of the RSED Board. The action shall identify the reason for closure. The official action will also identify an entity and person or persons responsible for closure-related activities.

The RSED Board of Directors will promptly notify parents and students of the Charter School, the SCCOE, the School's SELPA, the retirement systems in which the Charter School's employees participate (e.g., Public Employees' Retirement System, State Teachers' Retirement System, and federal social security), and the California Department of Education of the closure as well as the effective date of the closure. This notice will also include the name(s) of and contact information for the person(s) to whom reasonable inquiries may be made regarding the closure; the students' school districts of residence; and the manner in which parents (guardians) may obtain copies of student records, including specific information on completed courses and credits that meet graduation requirements.

The Board will ensure that the notification to the parents and students of the Charter School of the closure provides information to assist parents and students in locating suitable alternative programs. This notice will be provided promptly following the Board's decision to close the Charter School.

The RSED Board will also develop a list of students in each grade level and the classes they have completed, together with information on the students' districts of residence, which they will provide to the entity responsible for closure-related activities. As allowable by SCCOE, the Charter School shall transfer all appropriate student records to the and shall otherwise assist students in transferring to their next school. If SCCOE will not store student records, the Charter School will discuss an alternative arrangement with SCCOE and shall provide a copy for parents/guardians of the student record of their child prior to closure. All transfers of student records shall be made in compliance with the Family Educational Rights and Privacy Act ("FERPA"), 20 U.S.C. § 1232g.

All state assessment results, special education records, and personnel records will be transferred to and maintained by the entity responsible for closure-related activities in accordance with applicable law.



As soon as is reasonably practical, the school shall prepare final financial records. The Charter School shall also have an independent audit completed within six months after closure. The Charter School shall pay for the final audit. The audit shall be prepared by a qualified Certified Public Accountant selected by the Charter School and shall be provided to SCCOE promptly upon completion. The final audit will include an accounting of all financial assets, including cash and accounts receivable and an inventory of property, equipment, and other items of material value, an accounting of the liabilities, including accounts payable and any reduction in apportionments as a result of audit findings or other investigations, loans, and unpaid staff compensation, and an assessment of the disposition of any restricted funds received by or due to the Charter School.

The Charter School will complete and file any annual reports required pursuant to Education Code section 47604.33.

On closure of the Charter School, all net assets of the Charter School, including but not limited to all leaseholds, tangible and intangible personal property and all ADA apportionments and other revenues generated by students attending the Charter School, remain the sole property of the Charter School and upon dissolution of the corporation, shall be distributed in accordance with the Articles of Incorporation and applicable law upon dissolution. Any assets acquired from a school district or district property will be promptly returned upon Charter School closure to the district. The distribution shall include return of any grant funds and restricted categorical funds to their source in accordance with the terms of the grant or state and federal law, as appropriate, which may include submission of final expenditure reports for entitlement grants and the filing of any required Final Expenditure Reports and Final Performance Reports, as well as the return of any donated materials and property in accordance with any conditions established when the donation of such materials or property was accepted.

On closure, the Charter School shall remain responsible for satisfaction of all liabilities arising from the operation of the Charter School.

As specified by the attached Budget, the Charter School will utilize the reserve fund to undertake any expenses associated with the closure procedures identified above.

## VIII. IMPACT ON THE DISTRICT

---

*Governing Law: Potential civil liability effects, if any, upon the school and upon the District  
-- Education Code Section 47605(g).*

### Civil Liability

Rocketship Education is operated as a California non-profit public benefit corporation. This corporation is organized and operated exclusively for charitable purposes within the meaning of Section 501(c)(3) of the Internal Revenue Code and California Revenue and Taxation Code Section 23701d. The specific purposes for which the corporation is organized are for the operation of public charter schools for educational services in accordance with the Education Code Section 47600, *et seq.*

Pursuant to Education Code Section 47604(c), an entity that grants a charter to a charter school operated by or as a non-profit public benefit corporation shall not be liable for the debts or obligations of the charter school or for claims arising from the performance of acts, errors or omissions by the Charter School if the authority has complied with all oversight responsibilities required by law. The Rocketship Education Articles of Incorporation and bylaws are attached as Appendix W. Rocketship Education shall work diligently to assist the SCCOE in meeting any and all oversight obligations under the law, including monthly meetings, reporting, or other requested protocol to ensure the SCCOE shall not be liable for the operation of RSSP.

Further, RSSP and the SCCOE shall enter into a memorandum of understanding or contract which shall provide for indemnification of SCCOE by RSSP. Insurance amounts will be determined by recommendation of the insurance company for schools of similar size, location, and type of program. The SCCOE shall be named an additional insured on the general liability insurance of RSSP.

The corporate bylaws of Rocketship Education and each of its schools shall provide for indemnification of the Rocketship Education and Rocketship Education Board of Directors, officers, agents, and employees, and Rocketship Education and Rocketship Board will purchase general liability insurance, Directors and Officers insurance, and fidelity bonding to secure against financial risks.


Rocketship Education and the Rocketship Education Board of Directors will institute appropriate risk management practices, including screening of employees, establishing codes of conduct for students, staff, and participating families, and procedures governing financial transactions and dispute resolution.

## **XI. CONCLUSION**

By approving this charter, the Santa Clara County Office of Education will be fulfilling the intent of the Charter Schools Act of 1992 to improve student learning; increase learning opportunities for all students with special emphasis on expanded learning opportunities for all students who are identified as academically low-achieving; create new professional opportunities for teachers; provide parents and students with expanded choices in education; and be following the directive of law to encourage the creation of Charter Schools. The Petitioners are eager to work independently, yet cooperatively with SCCOE to set the gold standard for charter schools. To this end, the Petitioners pledge to work cooperatively with SCCOE to answer any concerns over this document and to present SCCOE with the strongest possible proposal for approval of a charter for a five-year term to begin in 2012.

# Comparison Memo

**Rocketship Si Se Puede Elementary**



**Summary of Major Changes in Renewal Petition**

**Submitted to Santa Clara County Office of Education  
September 30, 2016**

## INTRODUCTION

In 2012, Rocketship Education renewed its charter for Rocketship Si Se Puede Elementary (RSSP) for a second five-year term. As a response to outstanding student achievement in our schools and increasingly high demand from families in our communities, Rocketship has continued to grow. Today, we are a national network of charter schools that includes 12 campuses in the Bay Area, two campuses in Nashville, one campus in Milwaukee, and one campus in our new Washington, D.C. region.

Rocketship has been, and continues to be, committed to finding ways to maximize student achievement and capitalize on efficiencies across our network as we pursue our vision of rethinking elementary school from the ground up. Naturally, some components of our educational, operational, and financial programming have undergone revisions since RSSP was last renewed in 2012. We have made adjustments to our model in response to changes in legal landscapes, advances in technology, shifts in statewide and national educational standards, and the growth of our network in the Bay Area and across the country.

The following memo outlines the major changes in our renewal petition as compared to the renewal petition that we originally submitted in October 2011, with a material revision submitted in May 2013.<sup>1</sup> Pursuant to 5 C.C.R. 119665, this memo also highlights how Rocketship has met all new charter school requirements that have been enacted into law since RSSP's charter was originally granted.

## **FORMATTING/STRUCTURAL CHANGES**

The most immediately obvious change in our renewal petition is the structure and format. In an effort to more closely track California Education Code 47605(b), we have organized our petition into 15 different sections, titled Elements A-P, which are presented in the order in which they appear in the Code.

## **INTRODUCTION**

*Renewal Petition 1 ("RP1") pp. 9-27*

*Renewal Petition 2 ("RP2") pp. 8-10*

The introduction to the first renewal petition included a brief history of Rocketship, some highlights of our educational model, bios of our founding team and board members, and achievement data from all existing Rocketship schools and surrounding district and State schools.

The introduction to our second renewal petition leads with the current legal criteria for charter renewals in California and a presentation of RSSP's student achievement data that demonstrates how we meet these criteria. Our second renewal petition still includes a brief history of Rocketship, updated to describe the expansion that has occurred in the past five years. We have moved all descriptions of our educational model into Element A, further described below, in an effort to make the petition more readable and aligned to the structure of EC 47605(b). The description of Rocketship's current board members and leadership team now appear in our section on governance. Our Introduction now focuses

---

<sup>1</sup> Rocketship filed material revisions in May 2013 for all existing charters, including the then- 20 countywide charters that existed. The major change was adjusting the opening dates for the 20 countywide charters, which did not affect RSSP, as it was already open. At the time, Rocketship also updated the names of board members and other employment positions. Several other specific revisions to the Rocketship model are described in this memo.

on RSSP to give our authorizer the chance to become familiar with the school's culture and community involvement.

## **ELEMENT A: EDUCATIONAL MODEL**

### **Mission and Vision Statements**

*RP1 p. 20*

*RP2 p. 27*

Our mission and vision statements remain the same.

### **Target Population**

*RP1 pp. 20*

*RP2 pp. 25-29*

Our targeted school population remains virtually unchanged. We continue to serve students who are or may be at risk of achieving below basic proficiency on state exams. Most of our students are still Socioeconomically Disadvantaged. We have updated this section to include data on demographic breakdowns at RSSP over the past five years.

We have also updated this section to include RSSP's enrollment figures over the past five years. As stated in our first renewal petition, RSSP continues to enroll students in grades K-5 and continues to reserve the option to add a Transitional Kindergarten (TK) program should community needs or state laws demand it.

### **Educational Philosophy**

*RP1 pp. 22-26*

*RP2 p. 30*

As described in our first renewal petition we continue to believe that an educated person in the 21st century should possess a variety of academic and critical life skills that will enable him/her to develop into a self-motivated, competent, lifelong learner. In our second renewal petition, we have organized these skills into a slightly more condensed paragraph form rather than a long bulleted list, and we have elected to provide more details on such skills in subsections B-I of our revised petition. Nonetheless, our core beliefs remain the same.

We have also updated this section to include our three foundational pillars of excellence, which we believe are critical to enabling our students to become meaningful participants in the world around them. These pillars were developed over the past two years in an attempt to codify our beliefs as we continue to expand our network.

In our second renewal petition, we have also changed the format of our description of how we believe learning best occurs. All of our beliefs now correspond to a subsection contained within Element A, which we "preview" all of these beliefs as a bulleted list.

- Standards-aligned curriculum (Reading/ELA, Mathematics, Science and Social Studies, Arts and Enrichment)
- Social Emotional Development
- Personalized Instruction

- Calendar and Instructional Minutes
- Data-Driven Instruction Professional Development and Talent Management

In contrast, our first renewal petition laid out our beliefs as lengthier descriptions of various components of our educational model. The notes below describe the alignment between the information in the first vs. the second renewal petitions and any relevant changes.

- *Learning best occurs when there is a school wide expectation of high achievement* (RP1 p.23): We continue to embrace this belief. Our revised expectations and goals for achievement can be found in our descriptions of goals and measureable outcomes in State Priorities 2, 4, and 8, described in Elements B & C.
- *Learning best occurs when teachers are subject matter specialists* (RP1 p. 24): We continue to have our teachers specialize in core content areas.
- *Learning best occurs when teachers are highly motivated* (RP1 p. 25): We continue to believe that teachers need a career path that recognizes and rewards their success with more responsibility and greater compensation.
- *Learning best occurs in a culture of caring* (RP1 p.25): We continue to believe that teacher specialization will allow for us to care for our students more effectively and help teachers detect academic and emotional problems earlier and more efficiently.
- *Learning best occurs when the curriculum is individualized* (RP1 p. 25): We continue to use the Response to Intervention framework, including its tiered support. We also continue to use the Learning Lab as a space to target individualized interventions. We have, however, evolved our personalized instruction model to ensure that we are meeting the unique needs of all students in real-time. This includes the use of more sophisticated and adaptable online learning technology for all students in the Learning Lab and classrooms.
- *Learning best occurs when students have extra time to practice* (RP1 p. 25): We continue to maintain a computer space within the Learning Lab for students to engage in customized, targeted practice. As described above, many of the programs that students utilize in the Learning Lab space have evolved, as would be expected in the era of rapid advanced in education technology.
- *Learning best occurs in a well-run school* (RP1 p. 26). Rocketship Education continues to provide a variety of centralized services to each of our campuses (RP pp. 99-100). We have continued to expand and evolve these services to accommodate a growing number of schools and to incorporate efficiencies that we learn along the way.

### **Standards-Aligned Curriculum**

*RP2 p.31*

Our renewal petition contains a description of the general evolution of our instructional model, largely in response to the State’s adoption of the CA Common Core State Standards (CCSS). Rocketship has always strived to align our instruction with state standards, but we have made some improvements to our model to ensure that we respond quickly and effectively to the increased rigor of the new CA CCSS. One significant improvement we have made is the creation of a centralized Achievement Team that is tasked with developing an intellectual preparation process for teachers to plan and execute the CA CCSS in their instruction.

### **ELA/Literacy**

*RP1 pp. 33-34*

*RP2 pp. 32-35*



In our second renewal petition, we begin with a description of how we have developed our instruction to align with the various strands contained in the CA CCSS for ELA/Literacy. The components of our literacy instruction remain largely the same, but we have organized the descriptions in a slightly different way. Our first renewal petition states that we split our literacy blocks into whole-group instruction, small-group guided reading instruction, and writing, with some additional focus on phonics, phonemic awareness, and reading comprehension, depending on the grade level. In our renewal petition, we explicitly break down our literacy instruction into four concrete components: the building blocks of literacy (i.e. phonics, phonemic awareness), reading comprehension skills, guided reading, and writing. These revisions were primarily to paint a clearer picture of the instruction that occurs during our literacy block.

We have had some changes to the curricula and assessments that we use for ELA/Literacy. Open Court is now one of several curricular resources that we use during our Literacy block (rather than the exclusive curriculum). Our Achievement Team compiles and creates additional curriculum resources for teachers to teach the CA CCSS. Our original petition states that we use the DRA to assess reading comprehension. We now use the STEP Assessment, which is more comprehensive and covers more phonemic awareness and reading comprehension skills to provide teachers with more actionable data. We continue to use the Northwest Regional Educational Laboratories Six Trait Writing Model, though we no longer use the materials as a standalone curriculum. Rather, we integrate this model into a broader set of writing instructional materials. We continue to use Lucy Calkins Units of Study.

Our first renewal petition states that our Humanities block will include an Extended Analysis Project for fifth grade students. Some of our fifth grade classrooms continued to do this, but the Extended Analysis Project is no longer a formal component of our ELA/Literacy instruction.

### **Mathematics**

*RP1 pp. 35-36*

*RP pp. 35-43*

In our second renewal petition, we begin with a description of how we have developed our instruction to align with the practice and content standards of the CA CCSS for Mathematics. We have also fleshed out our description of the components of our mathematics instruction to paint a clearer picture of the types of instruction that occurs in our classrooms; for example, the use of “activator” lessons, different mathematical strategies for comprehension and computation, and processing activities.

Our first renewal petition identifies several mathematics curriculum and assessment tools that we no longer use as “formal” curricula (i.e. Harcourt, John Van de Valle Elementary and Middle School Mathematics, Math Their Way, Math a Way of Thinking, Marilyn Burns, Cathy Fosnot), Rather, these resources are incorporated into our instructional materials as planning resources. Additionally, one of our primary curricular resources is now Singapore Math, which is more rigorous and aligned to Common Core.

### **Integrated Content Instruction**

*RP1 pp. 36-39*

*RP2 pp. 40-43*

Our first renewal petition describes our use of the Understanding by Design (UbD) approach through which we built thematic units integrated with state standards across content areas. We remain committed to integrating our content instruction as a way for students to appreciate the overlap among various topics and develop a more robust and authentic understanding of the world around them. However, we no longer tie ourselves to the UbD approach. Instead, our second renewal petition describes how we integrate content instruction through the explicit teaching of skills, general content exposure, explicit vocabulary instruction, and projects and investigations.

### **Science and Social Studies**

*RP1 pp. 36-39*

*RP2 pp. 40-43*

In our second renewal petition, we describe how our science instruction has evolved as we implement the new Next Generation Science Standards. As described above, our science instruction is no longer centered around UbD. .

We continue to embed social studies instruction into literacy. Our second renewal petition provides more details on the types of content that we teach during Social Studies and how we align our instruction to state standards.

### **Arts and Enrichment**

*RP1 p.39*

*RP2 p. 43*

We continue to strive to align our arts curricula to the California Visual Performance Arts framework. The second renewal petition provides more details on the specific enrichment programs offered at RSSP, including Physical Education.

### **Social Emotional Learning**

*R2P pp. 43-45*

Our second renewal petition includes a new section on social emotional learning initiatives at Rocketship. We have worked to evolve our social emotional programming over the past few years in an effort to further our students' critical life skills.

### **Personalized Instruction**

*RP1 p. 26*

*RP2 pp. 45-48*

Our second renewal petition includes a more detailed section on Rocketship's personalized instruction approach. This section also describes some of the current online technologies that we use today in response to major developments in education technology over the past five years. Although we have always had a Learning Lab in our school, our second renewal petition provides more illustration of the learning that occurs in this space.

### **Calendar and Instructional Minutes**

*RP1 pp. 26-27*

*RP2 pp. 48-50*

We continue to offer extended school hours; a calendar that will match or exceed the number of instructional days required under state law; and the number of instructional minutes required under state law. Our second renewal petition includes an updated our chart of instructional minutes to show a more detailed breakdown. Our school day also now includes slightly more instructional minutes. The second renewal petition also includes the current RSSP bell schedule rather than generic Rocketship sample. The second renewal petition also includes more details on our rotational model.

### **Data-Driven Instruction**

*RP1 p. 30*

*RP2 pp. 50-53*

Our instructional program continues to be profoundly data-driven. The Assessment Wall has been replaced with online tracking tools like Schoolzilla and Illuminate. in response to advances in technology. Schoolzilla and Illuminate effectively serve the same purpose as the Assessment Wall. We also continue to use data to track and monitor student progress and identify those at risk of achieving below grade level. Our second renewal petition provides more details on additional data analysis initiatives and tools that we have implemented. We no longer have the position of Academic Dean, but we have carved out professional development responsibilities for our Principals and Assistant Principals.

### **Response to Intervention**

*RP1 pp. 28-32*

*RP2 pp. 53-55*

We continue to use Response to Intervention (Rtl) as an instructional and intervention model designed to identify and support students at risk of achieving below grade level. Our second renewal petition is restructured to clarify the seven components of this Rtl model, but the components themselves remain the same. Our second renewal petition also identifies some of the current evidence-based interventions that we use through Rtl, which were not in use at the time of submission of the first renewal petition, such as SIPPS, HELPS fluency routines, Sound Partner and CICO. Additionally, as noted above in the ELA/Literacy section, we use assessments other than the DRA (i.e. the STEP reading assessment) to track student growth.

### **Academically High-Achieving Students**

*RP2 pp. 55-57*

Our second renewal petition includes an entire subsection dedicated to providing more details on how we serve academically high-achieving students as a "special population." Our model does not include a gifted/talented program, but we systematically identify and monitor high-achieving students and serve them through differentiated and focused instruction as well as daily enrichment in school and at home.

### **Integrated Special Education**

*RP1 pp. 53-70*

*RP2 pp. 57-67*

We have changed the format of this section of our petition to make it clearer and more readable. However, the basic structure of our special education program remains similar. Our second renewal petition includes more details on components of the special education eligibility determination, such as

the student huddle process, the Student Study Team, and the tiered academic interventions. Our second renewal petition also includes more details on the Section 504 process. Additionally, our second renewal petition provides a more comprehensive description of the special education services that we offer to our students, including our system for contracting with outside providers.

### **English Learners**

*RP1 p. 50-53*

*RP2 pp. 67-72*

Our process for identifying and assessing English learners (ELs) remains largely the same, but we have updated our reclassification policy. Our current policy provides more details on the specific CELDT-based criteria we use for reclassification. We have also adjusted the eligibility requirements for reclassification and identified specific assessments to be used to evaluate student performance. We continue to utilize our reclassification policy in compliance with California laws.

We have also adjusted our English language instruction in response to the CA ELD standards. Our first renewal petition describes a program where students are “immersed” in English. Our second renewal petition clarifies that our classrooms will provide both integrated and designated instruction. Our second renewal petition also provides more clarity on the type of instruction, anchored in the various components of the CA ELD standards, that students will receive. Our second renewal petition also clarifies some of the instructional strategies (i.e. GLAD, SDAIE) that teachers will employ.

### **Teacher Recruitment and Professional Development**

*RP1 pp. 40-49*

*RP2 pp. 72-76*

Our second renewal petition provides more details on the recruitment process. We continue to offer both summer and yearly professional development, but we have increased the number of hours from at least 150 to at least 200 annually. Also, we no longer employ the Professional Growth Plan as the sole professional development tool. Rather, Rocketship now has a centralized Talent Management team that has created a comprehensive system for performance management and evaluation. The new system includes a more objective teacher rubric and also several other performance metrics (i.e. parent engagement, exhibition of Rocketship core characteristics) that we use to evaluate teachers. Our second renewal petition also includes descriptions for several new leadership opportunities that our Talent Management team has created over the past several years, such as Rising Teachers and Grade Level Leads.

### **ELEMENTS A-C: Annual Goals and Actions in the State Priorities (A); Measurable Student Outcomes (B); and Methods of Assessment (C)**

*RP2 pp. 76-101*

In accordance with new Local Control Funding Formula (LCFF) requirements created after the time of our original submission, our renewal petition now includes a description of Rocketship’s annual goals for all students and each statistically significant subgroup of pupils to be achieved in the applicable state priorities as well as measurable student outcomes and methods of assessment.

### **ELEMENT D: GOVERNANCE**

*RP1 pp. 74-81*  
*RP2 pp. 101-108*

Rocketship Education continues to be governed by a Board of Directors.<sup>2</sup> Our first renewal petition contain a diagram that suggests that our organization structure includes a Board with direct oversight of this one school and no others. When RSSP was last renewed five years ago, our network was significantly smaller and this structure was more practical. Today, with 12 California schools and counting, we have increased public transparency and accessibility by consolidating all California Rocketship schools into one legal entity -- a Board with direct oversight over Rocketship Education (RSED) and all California Rocketship schools. RSED provides centralized services to the 12 California schools and members of the public are able to attend meetings in person or via teleconference locations, thus participating in the governance process for all California Rocketship schools including RSSP. Our renewal petition includes more comprehensive descriptions of the services, which include new roles dedicated to ensuring high-quality instruction and school leadership. We have also created a Senior Leadership Team to oversee RSED staff.

The primary qualifications for and responsibilities of board members remain the same. Our second renewal petition provides further detail on how our board meetings comply with the Brown Act, including our use of telephonic location options. Our renewal petition also includes more details on the responsibilities and composition of our Advisory Board, which has undergone some adjustments in response to Rocketship's expansion throughout the Bay Area and the country.

Our second renewal petition also includes a subsection dedicated to describing parent participation. We have included more details on our School Site Council and ELAC.

#### **ELEMENT E: EMPLOYEE QUALIFICATIONS**

*RP1 pp. 81-88*  
*RP2 pp.108-119*

Some of our employment positions have changed as our model continues to evolve and our network continues to expand. We no longer have an Academic Dean. Instead, we have created additional Assistant Principal roles to assist in the academic coaching and operations of the school. Our second renewal petition also includes descriptions of the roles of Education Specialist, Individualized Learning Specialist, Paraprofessional, Business Operations Manager, Enrichment Coordinator, and support staff. Most of these roles existed at the time of our original submission, but we wanted to include descriptions of more of our employment positions to paint a more comprehensive picture of school operations. We also include changes to credentialing requirements with the move from NCLB to ESSA.

#### **ELEMENT F: HEALTH AND SAFETY PROCEDURES**

*RP1 pp. 89-93*  
*RP pp. 119-122*

---

<sup>2</sup> One of the primary material revisions of May 2013 was that RSED became governed by one national board. Previously, all schools were governed by their own boards.

Several of our health and safety procedures have undergone revisions in response to changes in the relevant legal landscapes.

We have updated our policy on fingerprinting/background checks to include additional requirements for employees who are charged or convicted of crimes to remain in compliance with EC 44939.5.

We have updated our policy on the role of staff as mandated child abuse reporters to include new mandatory trainings pursuant to Assembly Bill 1432, which became effective on January 1, 2015.

We have updated our policy on drug-free workplace to address consequences for employees who have a positive drug test.

We have also updated our medication administration policy to require our schools to stock auto-injector epi pens pursuant to EC 49414.

We have also updated our description of facilities to expand our compliance assurances.

#### **ELEMENT G: MEANS TO ACHIEVE RACIAL AND ETHNIC BALANCE**

*RP1 p. 94*

*RP2 p. 122*

The only change to this section is structural, as it now appears as its own element rather than part of our section on admissions policies.

#### **ELEMENT H: ADMISSIONS REQUIREMENTS**

*RP1 p. 93*

*RP2 p. 123*

Our admissions requirements and procedures remain the same.

#### **ELEMENT I: FINANCIAL AUDIT**

*RP1 p. 98*

*RP2 p. 125*

The only change to this section is structural, as it now appears as its own element.

#### **ELEMENT J: SUSPENSION AND EXPULSION PROCEDURES**

*RP1 pp. 95-96*

*RP2 p. 126*

To more closely comply with the requirements of EC 47605(b)(5)(1), our second renewal petition provides many more details on our suspension and expulsion procedures, including considerations for students with disabilities. We have also slightly revised our list of suspendable/expellable offenses in accordance with changes to the Ed Code.

#### **ELEMENT K: STAFF RETIREMENT SYSTEM**

*RP1 p. 88*

*RP2 p. 134*

Our second renewal petition clarifies that Rocketship Education will provide up to a 3% match for the 403(b) program. Additionally, our second renewal petition clarifies that, participation in the State Teachers' Retirement System is available, but it is permissive.

**ELEMENT L: ATTENDANCE ALTERNATIVES**

*RP1 p. 95*

*RP2 p. 135*

The only change to this section is structural, as it now appears as its own element.

**ELEMENT M: EMPLOYEE RIGHTS**

*RP1 p. 88*

*RP2 p. 136*

The only change to this section is structural, as it now appears as its own element.

**ELEMENT N: DISPUTE RESOLUTION PROCESS**

*RP1 p. 96*

*RP2 p. 137*

The only change to this section is structural, as it now appears as its own element.

**ELEMENT P: CLOSURE OF THE SCHOOL**

*RP1 pp. 99-101*

*RP2 p. 138*

The only change to this section is structural, as it now appears as its own element.

**BUSINESS OPERATIONS**

*RP1 p. 96*

*RP2 p. 141*

We have updated our budget and financial projections, which are included as Appendix O. Our renewal petition also includes updated information on the location and financing of RSSP's building.

CONFLICT OF INTEREST CODE FOR THE  
**ROCKETSHIP EDUCATION, INC.**

The Political Reform Act (Government Code Section 81000, et seq.) requires state and local government agencies to adopt and promulgate conflict of interest codes. The Fair Political Practices Commission had adopted a regulation (2 Cal. Code of Regs. Sec. 18730) that contains the terms of a standard conflict of interest code, which can be incorporated by reference in an agency's code. After public notice and hearing, it may be amended by the Fair Political Practices Commission to conform to amendments in the Political Reform Act. Therefore, the terms of 2 California Code of Regulations Section 18730 and any amendments to it duly adopted by the Fair Political Practices Commission are hereby incorporated by reference. This regulation and the attached Appendices, designating positions and establishing disclosure categories, shall constitute the conflict of interest code of the **Rocketship Education, Incorporated.**

Individuals holding designated positions shall file their statements of economic interest with the **Rocketship Education, Incorporated**, which will make the statements available for public inspection and reproduction. (Gov. Code Section 81008.) All statements will be retained by the **Rocketship Education, Incorporated.**



**CONFLICT OF INTEREST CODE FOR THE  
ROCKETSHIP EDUCATION, INC.**

**APPENDIX A  
DESIGNATED POSITIONS**

<u>Designated Position</u>	<u>Assigned Disclosure Category</u>
Board Members	1, 2
Chief Executive Officer	1, 2
Chief Business Officer	1, 2
Chief Program Officer	1, 2
Chief Growth & Community Engagement Officer	1, 2
Vice President of Schools	1, 2
Vice President, Facilities and Treasury	1, 2
Vice President, Strategy and Scalability	1, 2
Vice President, Human Resources	3
Vice President, of Personalized Learning and Achievement	3
Controller	2
Senior Director, Operations	3
Senior Director, Integrated Special Education	3
Legal Counsel	1, 2
School Principal	3
Consultants/New Positions	*

\*Consultants/new positions shall be included in the list of designated positions and shall disclose pursuant to the broadest disclosure category in the code, subject to the following limitation:

The Chief Executive Officer may determine in writing that a particular consultant or new position, although a "designated position," is hired to perform a range of duties that is limited in scope and thus is not required to fully comply with the disclosure requirements described in this section. Such determination shall include a description of the consultant's or new position's duties and, based upon that description, a statement of the extent of disclosure requirements. The Chief Executive Officer's determination is a public record and shall be retained for public inspection in the same manner and location as this conflict of interest code. (Gov. Code Sec. 81008.)

## **APPENDIX B**

### **DISCLOSURE CATEGORIES**

Category 1. Designated positions assigned to this category must report:

- a. Interests in real property within the boundaries of the Rocketship Education, Incorporated that are used by the Rocketship Education, Incorporated or are of the type that could be acquired by the Rocketship Education, Incorporated as well as real property within two miles of the property used or the potential site.
- b. Investments and business positions in business entities or income (including receipt of gifts, loans, and travel payments) from sources of the type that engage in the acquisition or disposal of real property or are engaged in building construction or design for school districts.

Category 2. Designated positions assigned to this category must report:

Investments and business positions in business entities and income (including receipt of gifts, loans, and travel payments) from sources of the type that are contractors engaged in the performance of work, training, consulting or services, or are sources that manufacture or sell supplies, instructional materials, machinery, equipment, or vehicles of the type utilized by Rocketship Education, Incorporated.

Category 3. Designated positions assigned to this category must report:

Investments and business positions in business entities and income (including receipt of gifts, loans, and travel payments) from sources of the type that are contractors engaged in the performance of work, training, consulting or services, or are sources that manufacture or sell supplies, instructional materials, machinery, equipment, or vehicles of the type utilized by the designated position's department. For the purposes of this category, a principal's department is his or her entire school.

This is the last page of the conflict of interest code of the **Rocketship Education, Inc.**



**CERTIFICATION OF FPPC APPROVAL**

Pursuant to Government Code Section 87303, the conflict of interest code for the **Rocketship Education, Inc** was approved on 1/27/ 2016. This code will become effective on \_\_\_\_\_ 2016.

A handwritten signature in black ink, appearing to read "Brian G. Lau", written over a horizontal line.

Brian G. Lau

Senior Commission Counsel

Fair Political Practices Commission

**SCHEDULE C**  
**Income, Loans, & Business**  
**Positions**  
 (Other than Gifts and Travel Payments)

**CALIFORNIA FORM 700**  
 FAIR POLITICAL PRACTICES COMMISSION

Name \_\_\_\_\_

▶ 1. INCOME RECEIVED

NAME OF SOURCE OF INCOME  
Lanched Development Corp

ADDRESS (Business Address Acceptable)  
350 Twin Dolphin Drive #350

BUSINESS ACTIVITY, IF ANY, OF SOURCE  
Redwood City, CA 94065

YOUR BUSINESS POSITION  
Board member / Chair

GROSS INCOME RECEIVED  
 \$500 - \$1,000     \$1,001 - \$10,000    No Income  
 \$10,001 - \$100,000     OVER \$100,000

CONSIDERATION FOR WHICH INCOME WAS RECEIVED  
 Salary     Spouse's or registered domestic partner's income  
 (For self-employed use Schedule A-2.)  
 Partnership (Less than 10% ownership. For 10% or greater use  
 Schedule A-2.)  
 Sale of \_\_\_\_\_  
 (Real property, car, boat, etc.)  
 Loan repayment  
 Commission or     Rental Income, list each source of \$10,000 or more  
 \_\_\_\_\_  
 (Describe)  
 Other No income received  
 (Describe)

▶ 1. INCOME RECEIVED

NAME OF SOURCE OF INCOME  
 \_\_\_\_\_

ADDRESS (Business Address Acceptable)  
 \_\_\_\_\_

BUSINESS ACTIVITY, IF ANY, OF SOURCE  
 \_\_\_\_\_

YOUR BUSINESS POSITION  
 \_\_\_\_\_

GROSS INCOME RECEIVED  
 \$500 - \$1,000     \$1,001 - \$10,000  
 \$10,001 - \$100,000     OVER \$100,000

CONSIDERATION FOR WHICH INCOME WAS RECEIVED  
 Salary     Spouse's or registered domestic partner's income  
 (For self-employed use Schedule A-2.)  
 Partnership (Less than 10% ownership. For 10% or greater use  
 Schedule A-2.)  
 Sale of \_\_\_\_\_  
 (Real property, car, boat, etc.)  
 Loan repayment  
 Commission or     Rental Income, list each source of \$10,000 or more  
 \_\_\_\_\_  
 (Describe)  
 Other \_\_\_\_\_  
 (Describe)

▶ 2. LOANS RECEIVED OR OUTSTANDING DURING THE REPORTING PERIOD

\* You are not required to report loans from commercial lending institutions, or any indebtedness created as part of a retail installment or credit card transaction, made in the lender's regular course of business on terms available to members of the public without regard to your official status. Personal loans and loans received not in a lender's regular course of business must be disclosed as follows:

NAME OF LENDER\* \_\_\_\_\_

ADDRESS (Business Address Acceptable) \_\_\_\_\_

BUSINESS ACTIVITY, IF ANY, OF LENDER \_\_\_\_\_

HIGHEST BALANCE DURING REPORTING PERIOD  
 \$500 - \$1,000  
 \$1,001 - \$10,000  
 \$10,001 - \$100,000  
 OVER \$100,000

INTEREST RATE \_\_\_\_\_%     None

TERM (Months/Years) \_\_\_\_\_

SECURITY FOR LOAN  
 None     Personal residence  
 Real Property \_\_\_\_\_  
 Street address  
 \_\_\_\_\_  
 City  
 Guarantor \_\_\_\_\_  
 Other \_\_\_\_\_  
 (Describe)

Comments: \_\_\_\_\_

COVER PAGE

Please type or print in ink.

NAME OF FILER (LAST) Ferrer (FIRST) Frederick (MIDDLE) J

1. Office, Agency, or Court

Agency Name (Do not use acronyms) Rocketship Education, Inc.  
Division, Board, Department, District, if applicable \_\_\_\_\_ Your Position Board member

► If filing for multiple positions, list below or on an attachment. (Do not use acronyms)

Agency: \_\_\_\_\_ Position: \_\_\_\_\_

2. Jurisdiction of Office (Check at least one box)

State  Judge or Court Commissioner (Statewide Jurisdiction)  
 Multi-County Santa Clara, San Mateo  County of \_\_\_\_\_  
 City of \_\_\_\_\_  Other \_\_\_\_\_

3. Type of Statement (Check at least one box)

Annual: The period covered is January 1, 2015, through December 31, 2015.  
-or- The period covered is \_\_\_\_\_, through December 31, 2015.  
 Assuming Office: Date assumed \_\_\_\_\_  
 Leaving Office: Date Left \_\_\_\_\_ (Check one)  
 The period covered is January 1, 2015, through the date of leaving office.  
-or-  
 The period covered is \_\_\_\_\_, through the date of leaving office.  
 Candidate: Election year \_\_\_\_\_ and office sought, if different than Part 1: \_\_\_\_\_

4. Schedule Summary (must complete) ► Total number of pages including this cover page: \_\_\_\_\_

Schedules attached

Schedule A-1 - Investments - schedule attached  Schedule C - Income, Loans, & Business Positions - schedule attached  
 Schedule A-2 - Investments - schedule attached  Schedule D - Income - Gifts - schedule attached  
 Schedule B - Real Property - schedule attached  Schedule E - Income - Gifts - Travel Payments - schedule attached

-or-  
 None - No reportable interests on any schedule

5. Verification

MAILING ADDRESS STREET CITY STATE ZIP CODE  
(Business or Agency Address Recommended - Public Document)  
350 Twin Dolphin Dr. Suite 109 Redwood City, CA 94065  
DAYTIME TELEPHONE NUMBER E-MAIL ADDRESS  
(877) 806-0920 info@rseed.org

I have used all reasonable diligence in preparing this statement. I have reviewed this statement and to the best of my knowledge the information contained herein and in any attached schedules is true and complete. I acknowledge this is a public document.

I certify under penalty of perjury under the laws of the State of California that the foregoing is true and correct.

Date Signed 3/29/16  
(month, day, year)

Signature Frederick Ferrer  
(File the originally signed statement with your filing official.)

**COVER PAGE**

Please type or print in ink.

NAME OF FILER (LAST) (FIRST) (MIDDLE)  
 KROMPIER BRIANA RACHEL

**1. Office, Agency, or Court**

Agency Name (Do not use acronyms)

ROCKETSHIP EDUCATION VP OF OPERATIONS  
 Division, Board, Department, District, if applicable Your Position

► If filing for multiple positions, list below or on an attachment. (Do not use acronyms)

Agency: \_\_\_\_\_ Position: \_\_\_\_\_

**2. Jurisdiction of Office (Check at least one box)**

- State
- Multi-County Santa Clara & San Mateo
- City of \_\_\_\_\_
- Judge or Court Commissioner (Statewide Jurisdiction)
- County of \_\_\_\_\_
- Other \_\_\_\_\_

**3. Type of Statement (Check at least one box)**

- Annual: The period covered is January 1, 2015, through December 31, 2015.
- or-
- The period covered is \_\_\_\_\_, through December 31, 2015.
- Assuming Office: Date assumed \_\_\_\_\_
- Candidate: Election year \_\_\_\_\_ and office sought, if different than Part 1: \_\_\_\_\_
- Leaving Office: Date Left \_\_\_\_\_ (Check one)
- The period covered is January 1, 2015, through the date of leaving office.
- or-
- The period covered is \_\_\_\_\_, through the date of leaving office.

**4. Schedule Summary (must complete) ► Total number of pages including this cover page: \_\_\_\_\_**

**Schedules attached**

- Schedule A-1 - Investments - schedule attached
- Schedule A-2 - Investments - schedule attached
- Schedule B - Real Property - schedule attached
- Schedule C - Income, Loans, & Business Positions - schedule attached
- Schedule D - Income - Gifts - schedule attached
- Schedule E - Income - Gifts - Travel Payments - schedule attached

-or-

None - No reportable interests on any schedule

**5. Verification**

MAILING ADDRESS STREET CITY STATE ZIP CODE  
 (Business or Agency Address Recommended - Public Document)  
 350 TWIN DOLPHIN DRIVE, Suite 109, Redwood City, CA 94065  
 DAYTIME TELEPHONE NUMBER E-MAIL ADDRESS  
 (877) 806 0920 bkrompier@rsed.org

I have used all reasonable diligence in preparing this statement. I have reviewed this statement and to the best of my knowledge the information contained herein and in any attached schedules is true and complete. I acknowledge this is a public document.

I certify under penalty of perjury under the laws of the State of California that the foregoing is true and correct.

Date Signed 4/1/2016  
 (month, day, year)

Signature   
 (File the originally signed statement with your filing official.)

**COVER PAGE**

Please type or print in ink.

NAME OF FILER (LAST) (FIRST) (MIDDLE)  
MURPHY CHRISTOPHER MICHAEL

**1. Office, Agency, or Court**

Agency Name (Do not use acronyms)

ROCKETSHIP EDUCATION INCORPORATED

Division, Board, Department, District, if applicable

Your Position

VICE PRESIDENT, MARKETING AND COMMUNICATIONS

► If filing for multiple positions, list below or on an attachment. (Do not use acronyms)

Agency: \_\_\_\_\_ Position: \_\_\_\_\_

**2. Jurisdiction of Office (Check at least one box)**

- State
- Multi-County SANTA CLARA, SAN MATEO
- City of \_\_\_\_\_
- Judge or Court Commissioner (Statewide Jurisdiction)
- County of \_\_\_\_\_
- Other \_\_\_\_\_

**3. Type of Statement (Check at least one box)**

- Annual: The period covered is January 1, 2015, through December 31, 2015.
- or-
- The period covered is \_\_\_\_\_, through December 31, 2015.
- Assuming Office: Date assumed \_\_\_\_\_
- Candidate: Election year \_\_\_\_\_ and office sought, if different than Part 1: \_\_\_\_\_
- Leaving Office: Date Left \_\_\_\_\_ (Check one)
- The period covered is January 1, 2015, through the date of leaving office.
- or-
- The period covered is \_\_\_\_\_, through the date of leaving office.

**4. Schedule Summary (must complete) ► Total number of pages including this cover page: \_\_\_\_\_**

**Schedules attached**

- Schedule A-1 - Investments - schedule attached
- Schedule A-2 - Investments - schedule attached
- Schedule B - Real Property - schedule attached
- Schedule C - Income, Loans, & Business Positions - schedule attached
- Schedule D - Income - Gifts - schedule attached
- Schedule E - Income - Gifts - Travel Payments - schedule attached

-or-

None - No reportable interests on any schedule

**5. Verification**

MAILING ADDRESS STREET CITY STATE ZIP CODE  
 (Business or Agency Address Recommended - Public Document)  
350 TWIN DOVEHIN DRIVE, SUITE 109 LEWISWOOD CITY, CA 94065  
 DAYTIME TELEPHONE NUMBER E-MAIL ADDRESS  
 ( ) \_\_\_\_\_

I have used all reasonable diligence in preparing this statement. I have reviewed this statement and to the best of my knowledge the information contained herein and in any attached schedules is true and complete. I acknowledge this is a public document.

I certify under penalty of perjury under the laws of the State of California that the foregoing is true and correct.

Date Signed 3/31/2016  
 (month, day, year)

Signature [Signature]  
 (File the originally signed statement with your filing official.)

**SCHEDULE A-1  
Investments**

**Stocks, Bonds, and Other Interests**  
(Ownership Interest is Less Than 10%)  
Do not attach brokerage or financial statements.

**CALIFORNIA FORM 700**  
FAIR POLITICAL PRACTICES COMMISSION  
Name CHRISTOPHER MURPHY

▶ NAME OF BUSINESS ENTITY  
ALHABET INC (CLA)  
GENERAL DESCRIPTION OF THIS BUSINESS  
TECHNOLOGY

FAIR MARKET VALUE  
 \$2,000 - \$10,000      \$10,001 - \$100,000  
 \$100,001 - \$1,000,000      Over \$1,000,000

NATURE OF INVESTMENT  
 Stock      Other \_\_\_\_\_ (Describe)  
 Partnership      Income Received of \$0 - \$499  
 Income Received of \$500 or More (Report on Schedule C)

IF APPLICABLE, LIST DATE:  
 \_\_\_\_\_ / \_\_\_\_\_ / 15     \_\_\_\_\_ / \_\_\_\_\_ / 15  
 ACQUIRED                                  DISPOSED

▶ NAME OF BUSINESS ENTITY  
ALHABET INC (CLC)  
GENERAL DESCRIPTION OF THIS BUSINESS  
TECHNOLOGY

FAIR MARKET VALUE  
 \$2,000 - \$10,000      \$10,001 - \$100,000  
 \$100,001 - \$1,000,000      Over \$1,000,000

NATURE OF INVESTMENT  
 Stock      Other \_\_\_\_\_ (Describe)  
 Partnership      Income Received of \$0 - \$499  
 Income Received of \$500 or More (Report on Schedule C)

IF APPLICABLE, LIST DATE:  
 \_\_\_\_\_ / \_\_\_\_\_ / 15     \_\_\_\_\_ / \_\_\_\_\_ / 15  
 ACQUIRED                                  DISPOSED

▶ NAME OF BUSINESS ENTITY  
APPLE INC  
GENERAL DESCRIPTION OF THIS BUSINESS  
TECHNOLOGY

FAIR MARKET VALUE  
 \$2,000 - \$10,000      \$10,001 - \$100,000  
 \$100,001 - \$1,000,000      Over \$1,000,000

NATURE OF INVESTMENT  
 Stock      Other \_\_\_\_\_ (Describe)  
 Partnership      Income Received of \$0 - \$499  
 Income Received of \$500 or More (Report on Schedule C)

IF APPLICABLE, LIST DATE:  
 \_\_\_\_\_ / \_\_\_\_\_ / 15     \_\_\_\_\_ / \_\_\_\_\_ / 15  
 ACQUIRED                                  DISPOSED

▶ NAME OF BUSINESS ENTITY  
CISCO SYSTEMS  
GENERAL DESCRIPTION OF THIS BUSINESS  
TECHNOLOGY

FAIR MARKET VALUE  
 \$2,000 - \$10,000      \$10,001 - \$100,000  
 \$100,001 - \$1,000,000      Over \$1,000,000

NATURE OF INVESTMENT  
 Stock      Other \_\_\_\_\_ (Describe)  
 Partnership      Income Received of \$0 - \$499  
 Income Received of \$500 or More (Report on Schedule C)

IF APPLICABLE, LIST DATE:  
 \_\_\_\_\_ / \_\_\_\_\_ / 15     \_\_\_\_\_ / \_\_\_\_\_ / 15  
 ACQUIRED                                  DISPOSED

▶ NAME OF BUSINESS ENTITY  
INTEL CORP  
GENERAL DESCRIPTION OF THIS BUSINESS  
TECHNOLOGY

FAIR MARKET VALUE  
 \$2,000 - \$10,000      \$10,001 - \$100,000  
 \$100,001 - \$1,000,000      Over \$1,000,000

NATURE OF INVESTMENT  
 Stock      Other \_\_\_\_\_ (Describe)  
 Partnership      Income Received of \$0 - \$499  
 Income Received of \$500 or More (Report on Schedule C)

IF APPLICABLE, LIST DATE:  
 \_\_\_\_\_ / \_\_\_\_\_ / 15     \_\_\_\_\_ / \_\_\_\_\_ / 15  
 ACQUIRED                                  DISPOSED

▶ NAME OF BUSINESS ENTITY  
\_\_\_\_\_  
GENERAL DESCRIPTION OF THIS BUSINESS  
\_\_\_\_\_

FAIR MARKET VALUE  
 \$2,000 - \$10,000      \$10,001 - \$100,000  
 \$100,001 - \$1,000,000      Over \$1,000,000

NATURE OF INVESTMENT  
 Stock      Other \_\_\_\_\_ (Describe)  
 Partnership      Income Received of \$0 - \$499  
 Income Received of \$500 or More (Report on Schedule C)

IF APPLICABLE, LIST DATE:  
 \_\_\_\_\_ / \_\_\_\_\_ / 15     \_\_\_\_\_ / \_\_\_\_\_ / 15  
 ACQUIRED                                  DISPOSED

Comments: ALL STOCKS ACQUIRED OVER 5 YEARS BEFORE HIRE DATE, INTEL STOCK ACQUIRED 4 YEARS BEFORE.



COVER PAGE

Please type or print in ink

NAME OF FILER (LAST) Etcheverry (FIRST) Daniel (MIDDLE) Robert

1. Office, Agency, or Court

Agency Name (Do not use acronyms)

Rocketship Education

Division, Board, Department, District, if applicable

N/A

Your Position

Principal

▶ If filing for multiple positions, list below or on an attachment. (Do not use acronyms)

Agency \_\_\_\_\_ Position: \_\_\_\_\_

2. Jurisdiction of Office (Check at least one box)

- State
- Multi-County Santa Clara and San Mateo
- City of \_\_\_\_\_
- Judge or Court Commissioner (Statewide Jurisdiction)
- County of \_\_\_\_\_
- Other \_\_\_\_\_

3. Type of Statement (Check at least one box)

- Annual: The period covered is January 1, 2015, through December 31, 2015.
- or-
- The period covered is \_\_\_\_\_, through December 31, 2015.
- Assuming Office: Date assumed \_\_\_\_\_
- Candidate: Election year \_\_\_\_\_ and office sought, if different than Part 1: \_\_\_\_\_
- Leaving Office: Date Left \_\_\_\_\_ (Check one)
- The period covered is January 1, 2015, through the date of leaving office
- or-
- The period covered is \_\_\_\_\_, through the date of leaving office.

4. Schedule Summary (must complete) ▶ Total number of pages including this cover page: 1

Schedules attached

- Schedule A-1 - Investments - schedule attached
- Schedule A-2 - Investments - schedule attached
- Schedule B - Real Property - schedule attached
- Schedule C - Income, Loans, & Business Positions - schedule attached
- Schedule D - Income - Gifts - schedule attached
- Schedule E - Income - Gifts - Travel Payments - schedule attached

-or-  
 None - No reportable interests on any schedule

5. Verification

MAILING ADDRESS STREET CITY STATE ZIP CODE  
 (Business or Agency Address Recommended - Public Document)  
350 Twin Dolphin Drive suite 109 Redwood City CA 94065

DAYTIME TELEPHONE NUMBER E-MAIL ADDRESS  
(408) 899-2607 detcheverry@rsed.org

I have used all reasonable diligence in preparing this statement. I have reviewed this statement and to the best of my knowledge the information contained herein and in any attached schedules is true and complete. I acknowledge this is a public document.

I certify under penalty of perjury under the laws of the State of California that the foregoing is true and correct.

Date Signed 4-1-16  
(month, day, year)

Signature Daniel Etcheverry  
(File the originally signed statement with your filing office.)

COVER PAGE

Please type or print in ink.

NAME OF FILER (LAST) KAVAL (FIRST) DAVID (MIDDLE) ANDREW

1. Office, Agency, or Court

Agency Name (Do not use acronyms) Rocketship Education  
Division, Board, Department, District, if applicable \_\_\_\_\_ Your Position Board Member

► If filing for multiple positions, list below or on an attachment. (Do not use acronyms)

Agency: \_\_\_\_\_ Position: \_\_\_\_\_

2. Jurisdiction of Office (Check at least one box)

State  Judge or Court Commissioner (Statewide Jurisdiction)  
 Multi-County Santa Clara + San Mateo  County of \_\_\_\_\_  
 City of \_\_\_\_\_  Other \_\_\_\_\_

3. Type of Statement (Check at least one box)

Annual: The period covered is January 1, 2015, through December 31, 2015.  
-or-  
The period covered is \_\_\_\_\_ through December 31, 2015.  
 Assuming Office: Date assumed 5/19/2016  
 Leaving Office: Date Left \_\_\_\_\_ (Check one)  
 The period covered is January 1, 2015, through the date of leaving office.  
-or-  
 The period covered is \_\_\_\_\_ through the date of leaving office.  
 Candidate: Election year \_\_\_\_\_ and office sought, if different than Part 1: \_\_\_\_\_

4. Schedule Summary (must complete) ► Total number of pages including this cover page: 1  
**Schedules attached**  
 Schedule A-1 - Investments - schedule attached  Schedule C - Income, Loans, & Business Positions - schedule attached  
 Schedule A-2 - Investments - schedule attached  Schedule D - Income - Gifts - schedule attached  
 Schedule B - Real Property - schedule attached  Schedule E - Income - Gifts - Travel Payments - schedule attached  
-or-  
 None - No reportable interests on any schedule

5. Verification

MAILING ADDRESS STREET CITY STATE ZIP CODE  
(Business or Agency Address Recommended - Public Document)  
1123 Coleman Ave San Jose CA 95110  
DAYTIME TELEPHONE NUMBER E-MAIL ADDRESS  
(408) 557-7750 DKAVAL@SJEARTHQUAKES.COM

I have used all reasonable diligence in preparing this statement. I have reviewed this statement and to the best of my knowledge the information contained herein and in any attached schedules is true and complete. I acknowledge this is a public document.

I certify under penalty of perjury under the laws of the State of California that the foregoing is true and correct.

Date Signed 6/7/2016 Signature   
(month, day, year) (File the originally signed statement with your filing official)

COVER PAGE

Please type or print in ink.

NAME OF FILER (LAST) (FIRST) (MIDDLE)  
Martinez Hana Rose

1. Office, Agency, or Court

Agency Name (Do not use acronyms)

Rocketship Education

Principal

Division, Board, Department, District, if applicable

Your Position

If filing for multiple positions, list below or on an attachment. (Do not use acronyms)

Agency: Position:

2. Jurisdiction of Office (Check at least one box)

- State
Multi-County Santa Clara + San Mateo
Judge or Court Commissioner (Statewide Jurisdiction)
County of
City of
Other

3. Type of Statement (Check at least one box)

- Annual: The period covered is January 1, 2015, through December 31, 2015.
Leaving Office: Date Left
Assuming Office: Date assumed
Candidate: Election year and office sought, if different than Part 1:

4. Schedule Summary (must complete) Total number of pages including this cover page:

Schedules attached

- Schedule A-1 - Investments - schedule attached
Schedule A-2 - Investments - schedule attached
Schedule B - Real Property - schedule attached
Schedule C - Income, Loans, & Business Positions - schedule attached
Schedule D - Income - Gifts - schedule attached
Schedule E - Income - Gifts - Travel Payments - schedule attached

-or-

None - No reportable interests on any schedule

5. Verification

MAILING ADDRESS STREET CITY STATE ZIP CODE

198 W. Alma, San Jose CA 95110

DAYTIME TELEPHONE NUMBER E-MAIL ADDRESS

(949) 232-8892 hmartinez@rsed.org

I have used all reasonable diligence in preparing this statement. I have reviewed this statement and to the best of my knowledge the information contained herein and in any attached schedules is true and complete. I acknowledge this is a public document.

I certify under penalty of perjury under the laws of the State of California that the foregoing is true and correct.

Date Signed 5-2-16

Signature [Handwritten Signature]

**STATEMENT OF ECONOMIC INTERESTS**  
**COVER PAGE**

Date Initial Filing Received  
*Official Use Only*

Please type or print in ink.

NAME OF FILER (LAST) (FIRST) (MIDDLE)  
ALSOFROM KYLIE J

**1. Office, Agency, or Court**

Agency Name (Do not use acronyms)  
ROCKETSHIP EDUCATION PRINCIPAL  
Division, Board, Department, District, if applicable Your Position

► If filing for multiple positions, list below or on an attachment. (Do not use acronyms)

Agency: \_\_\_\_\_ Position: \_\_\_\_\_

**2. Jurisdiction of Office (Check at least one box)**

- State
- Multi-County Santa Clara and San Mateo
- City of \_\_\_\_\_
- Judge or Court Commissioner (Statewide Jurisdiction)
- County of \_\_\_\_\_
- Other \_\_\_\_\_

**3. Type of Statement (Check at least one box)**

- Annual:** The period covered is January 1, 2015, through December 31, 2015.
- Leaving Office:** Date Left \_\_\_\_/\_\_\_\_/\_\_\_\_  
(Check one)
  - The period covered is January 1, 2015, through the date of leaving office.
  - The period covered is \_\_\_\_/\_\_\_\_/\_\_\_\_, through the date of leaving office.
- Assuming Office:** Date assumed 06/01/2016
- Candidate:** Election year \_\_\_\_\_ and office sought, if different than Part 1: \_\_\_\_\_

**4. Schedule Summary (must complete) ► Total number of pages including this cover page: \_\_\_\_\_**

**Schedules attached**

- Schedule A-1 - Investments** – schedule attached
- Schedule A-2 - Investments** – schedule attached
- Schedule B - Real Property** – schedule attached
- Schedule C - Income, Loans, & Business Positions** – schedule attached
- Schedule D - Income – Gifts** – schedule attached
- Schedule E - Income – Gifts – Travel Payments** – schedule attached

**-or-**  
 **None - No reportable interests on any schedule**

**5. Verification**

MAILING ADDRESS STREET CITY STATE ZIP CODE  
(Business or Agency Address Recommended - Public Document)  
1080 BUSH ST San Francisco CA 94109  
DAYTIME TELEPHONE NUMBER E-MAIL ADDRESS  
(209) 614-9790 Kalsofrom@rsed.org

I have used all reasonable diligence in preparing this statement. I have reviewed this statement and to the best of my knowledge the information contained herein and in any attached schedules is true and complete. I acknowledge this is a public document.

I certify under penalty of perjury under the laws of the State of California that the foregoing is true and correct.

Date Signed 8/11/16 Signature   
(month, day, year) (File the originally signed statement with your filing official.)

COVER PAGE

Please type or print in ink.

NAME OF FILER (LAST) Diesel (FIRST) Margaret (MIDDLE) M

1. Office, Agency, or Court

Agency Name (Do not use acronyms)

Rocketship Education Inc.

Division, Board, Department, District, if applicable

Your Position

Controller

► If filing for multiple positions, list below or on an attachment. (Do not use acronyms)

Agency: \_\_\_\_\_ Position: \_\_\_\_\_

2. Jurisdiction of Office (Check at least one box)

- State
- Multi-County \_\_\_\_\_
- City of \_\_\_\_\_
- Judge or Court Commissioner (Statewide Jurisdiction)
- County of \_\_\_\_\_
- Other Santa Clara County

3. Type of Statement (Check at least one box)

Annual: The period covered is January 1, 2015, through December 31, 2015.

-or-

The period covered is \_\_\_\_\_, through December 31, 2015.

Assuming Office: Date assumed \_\_\_\_\_

Candidate: Election year \_\_\_\_\_ and office sought, if different than Part 1: \_\_\_\_\_

Leaving Office: Date Left 5/27/16  
(Check one)

The period covered is January 1, 2015, through the date of leaving office.

-or-

The period covered is \_\_\_\_\_, through the date of leaving office.

4. Schedule Summary (must complete) ► Total number of pages including this cover page: \_\_\_\_\_

Schedules attached

- Schedule A-1 - Investments - schedule attached
- Schedule A-2 - Investments - schedule attached
- Schedule B - Real Property - schedule attached
- Schedule C - Income, Loans, & Business Positions - schedule attached
- Schedule D - Income - Gifts - schedule attached
- Schedule E - Income - Gifts - Travel Payments - schedule attached

-or-

None - No reportable interests on any schedule

5. Verification

MAILING ADDRESS STREET CITY STATE ZIP CODE  
 (Business or Agency Address-Recommended - Public Document)  
350 Twin Dolphin Dr. S Redwood Shores CA 94065

DAYTIME TELEPHONE NUMBER E-MAIL ADDRESS  
(650) 740-4290 mdiesel@rseel.org

I have used all reasonable diligence in preparing this statement. I have reviewed this statement and to the best of my knowledge the information contained herein and in any attached schedules is true and complete. I acknowledge this is a public document.

I certify under penalty of perjury under the laws of the State of California that the foregoing is true and correct.

Date Signed 5/15/16  
(month, day, year)

Signature [Signature]  
(File the originally signed statement with your filing official.)

Please type or print in ink.

NAME OF FILER (LAST) Sethi (FIRST) Maya (MIDDLE) L.

**1. Office, Agency, or Court**

Agency Name (Do not use acronyms) Rocketship Education Your Position Associate General Counsel  
 Division, Board, Department, District, if applicable

► If filing for multiple positions, list below or on an attachment. (Do not use acronyms)

Agency: \_\_\_\_\_ Position: \_\_\_\_\_

**2. Jurisdiction of Office (Check at least one box)**

State  Judge or Court Commissioner (Statewide Jurisdiction)  
 Multi-County San Mateo, Santa Clara  County of \_\_\_\_\_  
 City of \_\_\_\_\_  Other \_\_\_\_\_

**3. Type of Statement (Check at least one box)**

Annual: The period covered is January 1, 2015, through December 31, 2015.  
 -or- The period covered is \_\_\_\_\_, through December 31, 2015.  
 Assuming Office: Date assumed \_\_\_\_\_  
 Candidate: Election year \_\_\_\_\_ and office sought, if different than Part 1: \_\_\_\_\_  
 Leaving Office: Date Left \_\_\_\_\_ (Check one)  
 The period covered is January 1, 2015, through the date of leaving office.  
 -or-  
 The period covered is \_\_\_\_\_, through the date of leaving office.

**4. Schedule Summary (must complete) ► Total number of pages including this cover page: \_\_\_\_\_**

**Schedules attached**

Schedule A-1 - Investments – schedule attached  Schedule C - Income, Loans, & Business Positions – schedule attached  
 Schedule A-2 - Investments – schedule attached  Schedule D - Income – Gifts – schedule attached  
 Schedule B - Real Property – schedule attached  Schedule E - Income – Gifts – Travel Payments – schedule attached

-or-  
 None - No reportable interests on any schedule

**5. Verification**

MAILING ADDRESS STREET CITY STATE ZIP CODE  
 (Business or Agency Address Recommended - Public Document)  
350 Twin Dolphin Drive Redwood City, CA 94065  
 DAYTIME TELEPHONE NUMBER E-MAIL ADDRESS  
(615) 689 1008 msethi@rsed.org

I have used all reasonable diligence in preparing this statement. I have reviewed this statement and to the best of my knowledge the information contained herein and in any attached schedules is true and complete. I acknowledge this is a public document.

I certify under penalty of perjury under the laws of the State of California that the foregoing is true and correct.

Date Signed Maya Sethi April 1, 2016 Signature Maya Sethi  
 (month, day, year) (File the originally signed statement with your filing official.)

**COVER PAGE**

Please type or print in ink.

NAME OF FILER (LAST) CRITES (FIRST) ALAN (MIDDLE) WARREN

**1. Office, Agency, or Court**

Agency Name (Do not use acronyms) ROCKETSHIP EDUCATION INCORPORATED  
 Division, Board, Department, District, if applicable \_\_\_\_\_ Your Position BOARD MEMBER

► If filing for multiple positions, list below or on an attachment. (Do not use acronyms)

Agency: \_\_\_\_\_ Position: \_\_\_\_\_

**2. Jurisdiction of Office (Check at least one box)**

State  Judge or Court Commissioner (Statewide Jurisdiction)  
 Multi-County SANTA CLARA, SAN MATEO  County of \_\_\_\_\_  
 City of \_\_\_\_\_  Other \_\_\_\_\_

**3. Type of Statement (Check at least one box)**

Annual: The period covered is January 1, 2015, through December 31, 2015.  
 -or- The period covered is \_\_\_\_\_, through December 31, 2015.  
 Assuming Office: Date assumed \_\_\_\_\_  
 Candidate: Election year \_\_\_\_\_ and office sought, if different than Part 1: \_\_\_\_\_  
 Leaving Office: Date Left \_\_\_\_/\_\_\_\_/\_\_\_\_\_  
 (Check one)  
 The period covered is January 1, 2015, through the date of leaving office.  
 -or-  
 The period covered is \_\_\_\_\_, through the date of leaving office.

**4. Schedule Summary (must complete) ► Total number of pages including this cover page: 2**

**Schedules attached**

Schedule A-1 - Investments - schedule attached  Schedule C - Income, Loans, & Business Positions - schedule attached  
 Schedule A-2 - Investments - schedule attached  Schedule D - Income - Gifts - schedule attached  
 Schedule B - Real Property - schedule attached  Schedule E - Income - Gifts - Travel Payments - schedule attached

-or-

None - No reportable interests on any schedule

**5. Verification**

MAILING ADDRESS STREET CITY STATE ZIP CODE  
 (Business or Agency Address Recommended - Public Document)  
350 TWIN DOCK PT. DR, SUITE 109 REDWOOD CITY, CA 94065  
 DAYTIME TELEPHONE NUMBER E-MAIL ADDRESS  
(877) 806-0920 INFO@RSED.ORG

I have used all reasonable diligence in preparing this statement. I have reviewed this statement and to the best of my knowledge the information contained herein and in any attached schedules is true and complete. I acknowledge this is a public document.

I certify under penalty of perjury under the laws of the State of California that the foregoing is true and correct.

Date Signed 3/7/16 Signature [Signature]  
 (month, day, year) (File the originally signed statement with your filing official.)

**SCHEDULE A-1  
Investments**

**Stocks, Bonds, and Other Interests**  
(Ownership Interest is Less Than 10%)  
Do not attach brokerage or financial statements.

**CALIFORNIA FORM 700**  
FAIR POLITICAL PRACTICES COMMISSION

Name  
Alan W. CRTES

▶ NAME OF BUSINESS ENTITY  
APPLE, INC.

GENERAL DESCRIPTION OF THIS BUSINESS  
COMPUTERS, CONSUMER ELECTRONICS

FAIR MARKET VALUE  
 \$2,000 - \$10,000       \$10,001 - \$100,000  
 \$100,001 - \$1,000,000       Over \$1,000,000

NATURE OF INVESTMENT  
 Stock       Other \_\_\_\_\_ (Describe)  
 Partnership       Income Received of \$0 - \$499  
 Income Received of \$500 or More (Report on Schedule C)

IF APPLICABLE, LIST DATE:  
7/20/15      \_\_\_\_\_/\_\_\_\_\_/15  
 ACQUIRED      DISPOSED

▶ NAME OF BUSINESS ENTITY  
KIMBERLY-CLARK

GENERAL DESCRIPTION OF THIS BUSINESS  
PAPER BASED PRODUCTS

FAIR MARKET VALUE  
 \$2,000 - \$10,000       \$10,001 - \$100,000  
 \$100,001 - \$1,000,000       Over \$1,000,000

NATURE OF INVESTMENT  
 Stock       Other \_\_\_\_\_ (Describe)  
 Partnership       Income Received of \$0 - \$499  
 Income Received of \$500 or More (Report on Schedule C)

IF APPLICABLE, LIST DATE:  
7/20/15      \_\_\_\_\_/\_\_\_\_\_/15  
 ACQUIRED      DISPOSED

▶ NAME OF BUSINESS ENTITY  
ALPHABET, INC.

GENERAL DESCRIPTION OF THIS BUSINESS  
INTERNET SERVICES

FAIR MARKET VALUE  
 \$2,000 - \$10,000       \$10,001 - \$100,000  
 \$100,001 - \$1,000,000       Over \$1,000,000

NATURE OF INVESTMENT  
 Stock       Other \_\_\_\_\_ (Describe)  
 Partnership       Income Received of \$0 - \$499  
 Income Received of \$500 or More (Report on Schedule C)

IF APPLICABLE, LIST DATE:  
12/18/15      \_\_\_\_\_/\_\_\_\_\_/15  
 ACQUIRED      DISPOSED

▶ NAME OF BUSINESS ENTITY

GENERAL DESCRIPTION OF THIS BUSINESS

FAIR MARKET VALUE  
 \$2,000 - \$10,000       \$10,001 - \$100,000  
 \$100,001 - \$1,000,000       Over \$1,000,000

NATURE OF INVESTMENT  
 Stock       Other \_\_\_\_\_ (Describe)  
 Partnership       Income Received of \$0 - \$499  
 Income Received of \$500 or More (Report on Schedule C)

IF APPLICABLE, LIST DATE:  
 \_\_\_\_\_/\_\_\_\_\_/15      \_\_\_\_\_/\_\_\_\_\_/15  
 ACQUIRED      DISPOSED

▶ NAME OF BUSINESS ENTITY

GENERAL DESCRIPTION OF THIS BUSINESS

FAIR MARKET VALUE  
 \$2,000 - \$10,000       \$10,001 - \$100,000  
 \$100,001 - \$1,000,000       Over \$1,000,000

NATURE OF INVESTMENT  
 Stock       Other \_\_\_\_\_ (Describe)  
 Partnership       Income Received of \$0 - \$499  
 Income Received of \$500 or More (Report on Schedule C)

IF APPLICABLE, LIST DATE:  
 \_\_\_\_\_/\_\_\_\_\_/15      \_\_\_\_\_/\_\_\_\_\_/15  
 ACQUIRED      DISPOSED

▶ NAME OF BUSINESS ENTITY

GENERAL DESCRIPTION OF THIS BUSINESS

FAIR MARKET VALUE  
 \$2,000 - \$10,000       \$10,001 - \$100,000  
 \$100,001 - \$1,000,000       Over \$1,000,000

NATURE OF INVESTMENT  
 Stock       Other \_\_\_\_\_ (Describe)  
 Partnership       Income Received of \$0 - \$499  
 Income Received of \$500 or More (Report on Schedule C)

IF APPLICABLE, LIST DATE:  
 \_\_\_\_\_/\_\_\_\_\_/15      \_\_\_\_\_/\_\_\_\_\_/15  
 ACQUIRED      DISPOSED

Comments: \_\_\_\_\_



STATEMENT OF ECONOMIC INTERESTS  
COVER PAGE

Please type or print in ink.

NAME OF FILER (LAST) (FIRST) (MIDDLE)  
HERNANDEZ ALEJANDRO EZEQUIEL

1. Office, Agency, or Court

Agency Name (Do not use acronyms)

ROCKETSHIP EDUCATION INC.

BOARD MEMBER

Division, Board, Department, District, if applicable

Your Position

► If filing for multiple positions, list below or on an attachment. (Do not use acronyms)

Agency: \_\_\_\_\_

Position: \_\_\_\_\_

2. Jurisdiction of Office (Check at least one box)

State

Judge or Court Commissioner (Statewide Jurisdiction)

Multi-County SANTA CLARA, SAN MATEO

County of \_\_\_\_\_

City of \_\_\_\_\_

Other \_\_\_\_\_

3. Type of Statement (Check at least one box)

Annual: The period covered is January 1, 2015, through December 31, 2015.

Leaving Office: Date Left \_\_\_\_/\_\_\_\_/\_\_\_\_  
(Check one)

-or-

The period covered is \_\_\_\_/\_\_\_\_/\_\_\_\_, through December 31, 2015.

The period covered is January 1, 2015, through the date of leaving office.

-or-

Assuming Office: Date assumed \_\_\_\_/\_\_\_\_/\_\_\_\_

The period covered is \_\_\_\_/\_\_\_\_/\_\_\_\_, through the date of leaving office.

Candidate: Election year \_\_\_\_\_ and office sought, if different than Part 1: \_\_\_\_\_

4. Schedule Summary (must complete) ► Total number of pages including this cover page: 2

Schedules attached

Schedule A-1 - Investments - schedule attached

Schedule C - Income, Loans, & Business Positions - schedule attached

Schedule A-2 - Investments - schedule attached

Schedule D - Income - Gifts - schedule attached

Schedule B - Real Property - schedule attached

Schedule E - Income - Gifts - Travel Payments - schedule attached

-or-

None - No reportable interests on any schedule

5. Verification

MAILING ADDRESS STREET CITY STATE ZIP CODE

350 TWIN DOLOPHIN DRIVE

REDWOOD CITY CA

94065

DAYTIME TELEPHONE NUMBER

(877) 806-0920

E-MAIL ADDRESS

info@rsed.org

I have used all reasonable diligence in preparing this statement. I have reviewed this statement and to the best of my knowledge the information contained herein and in any attached schedules is true and complete. I acknowledge this is a public document.

I certify under penalty of perjury under the laws of the State of California that the foregoing is true and correct.

Date Signed 2/25/16  
(month, day, year)

Signature   
(File the originally signed statement with your filing official.)

**SCHEDULE A-1  
Investments**

**Stocks, Bonds, and Other Interests**  
(Ownership Interest is Less Than 10%)

*Do not attach brokerage or financial statements.*

<b>CALIFORNIA FORM 700</b> FAIR POLITICAL PRACTICES COMMISSION Name <u>ALEXANDRO E. HERNANDEZ</u>
--

▶ NAME OF BUSINESS ENTITY  
APPLE COMPUTER

GENERAL DESCRIPTION OF THIS BUSINESS  
TECHNOLOGY / COMPUTERS

FAIR MARKET VALUE  
 \$2,000 - \$10,000       \$10,001 - \$100,000  
 \$100,001 - \$1,000,000       Over \$1,000,000

NATURE OF INVESTMENT  
 Stock       Other \_\_\_\_\_ (Describe)  
 Partnership       Income Received of \$0 - \$499  
 Income Received of \$500 or More (Report on Schedule C)

IF APPLICABLE, LIST DATE:  
 \_\_\_\_\_ / \_\_\_\_\_ / 15      \_\_\_\_\_ / \_\_\_\_\_ / 15  
 ACQUIRED      DISPOSED

▶ NAME OF BUSINESS ENTITY  
CANON

GENERAL DESCRIPTION OF THIS BUSINESS  
TECHNOLOGY / IMAGING

FAIR MARKET VALUE  
 \$2,000 - \$10,000       \$10,001 - \$100,000  
 \$100,001 - \$1,000,000       Over \$1,000,000

NATURE OF INVESTMENT  
 Stock       Other \_\_\_\_\_ (Describe)  
 Partnership       Income Received of \$0 - \$499  
 Income Received of \$500 or More (Report on Schedule C)

IF APPLICABLE, LIST DATE:  
 \_\_\_\_\_ / \_\_\_\_\_ / 15      \_\_\_\_\_ / \_\_\_\_\_ / 15  
 ACQUIRED      DISPOSED

▶ NAME OF BUSINESS ENTITY  
CISCO SYSTEMS

GENERAL DESCRIPTION OF THIS BUSINESS  
TECHNOLOGY / NETWORKING

FAIR MARKET VALUE  
 \$2,000 - \$10,000       \$10,001 - \$100,000  
 \$100,001 - \$1,000,000       Over \$1,000,000

NATURE OF INVESTMENT  
 Stock       Other \_\_\_\_\_ (Describe)  
 Partnership       Income Received of \$0 - \$499  
 Income Received of \$500 or More (Report on Schedule C)

IF APPLICABLE, LIST DATE:  
 \_\_\_\_\_ / \_\_\_\_\_ / 15      \_\_\_\_\_ / \_\_\_\_\_ / 15  
 ACQUIRED      DISPOSED

▶ NAME OF BUSINESS ENTITY  
GOOGLE

GENERAL DESCRIPTION OF THIS BUSINESS  
TECHNOLOGY / SOFTWARE

FAIR MARKET VALUE  
 \$2,000 - \$10,000       \$10,001 - \$100,000  
 \$100,001 - \$1,000,000       Over \$1,000,000

NATURE OF INVESTMENT  
 Stock       Other \_\_\_\_\_ (Describe)  
 Partnership       Income Received of \$0 - \$499  
 Income Received of \$500 or More (Report on Schedule C)

IF APPLICABLE, LIST DATE:  
 \_\_\_\_\_ / \_\_\_\_\_ / 15      \_\_\_\_\_ / \_\_\_\_\_ / 15  
 ACQUIRED      DISPOSED

▶ NAME OF BUSINESS ENTITY  
MICROSOFT

GENERAL DESCRIPTION OF THIS BUSINESS  
TECHNOLOGY / SOFTWARE

FAIR MARKET VALUE  
 \$2,000 - \$10,000       \$10,001 - \$100,000  
 \$100,001 - \$1,000,000       Over \$1,000,000

NATURE OF INVESTMENT  
 Stock       Other \_\_\_\_\_ (Describe)  
 Partnership       Income Received of \$0 - \$499  
 Income Received of \$500 or More (Report on Schedule C)

IF APPLICABLE, LIST DATE:  
 \_\_\_\_\_ / \_\_\_\_\_ / 15      \_\_\_\_\_ / \_\_\_\_\_ / 15  
 ACQUIRED      DISPOSED

▶ NAME OF BUSINESS ENTITY  
WELLS FARGO

GENERAL DESCRIPTION OF THIS BUSINESS  
FINANCIAL

FAIR MARKET VALUE  
 \$2,000 - \$10,000       \$10,001 - \$100,000  
 \$100,001 - \$1,000,000       Over \$1,000,000

NATURE OF INVESTMENT  
 Stock       Other \_\_\_\_\_ (Describe)  
 Partnership       Income Received of \$0 - \$499  
 Income Received of \$500 or More (Report on Schedule C)

IF APPLICABLE, LIST DATE:  
 \_\_\_\_\_ / \_\_\_\_\_ / 15      \_\_\_\_\_ / \_\_\_\_\_ / 15  
 ACQUIRED      DISPOSED

Comments: \_\_\_\_\_

COVER PAGE

Please type or print in ink.

NAME OF FILER (LAST) JORDAN (FIRST) LOUIS (MIDDLE) G

1. Office, Agency, or Court

Agency Name (Do not use acronyms)

ROCKETSHIP EDUCATION INC

BOARD MEMBER

Division, Board, Department, District, if applicable

Your Position

► If filing for multiple positions, list below or on an attachment. (Do not use acronyms)

Agency: \_\_\_\_\_

Position: \_\_\_\_\_

2. Jurisdiction of Office (Check at least one box)

State

Multi-County SANTA CLARA, SAN MATEO

City of \_\_\_\_\_

Judge or Court Commissioner (Statewide Jurisdiction)

County of \_\_\_\_\_

Other \_\_\_\_\_

3. Type of Statement (Check at least one box)

Annual: The period covered is January 1, 2015, through December 31, 2015.

-or-

The period covered is \_\_\_\_\_, through December 31, 2015.

Assuming Office: Date assumed \_\_\_\_\_

Candidate: Election year \_\_\_\_\_ and office sought, if different than Part 1: \_\_\_\_\_

Leaving Office: Date Left \_\_\_\_\_ (Check one)

The period covered is January 1, 2015, through the date of leaving office.

-or-

The period covered is \_\_\_\_\_, through the date of leaving office.

4. Schedule Summary (must complete) ► Total number of pages including this cover page: \_\_\_\_\_

Schedules attached

Schedule A-1 - Investments - schedule attached

Schedule A-2 - Investments - schedule attached

Schedule B - Real Property - schedule attached

Schedule C - Income, Loans, & Business Positions - schedule attached

Schedule D - Income - Gifts - schedule attached

Schedule E - Income - Gifts - Travel Payments - schedule attached

-or-

None - No reportable interests on any schedule

5. Verification

MAILING ADDRESS STREET CITY STATE ZIP CODE

(Business or Agency Address Recommended - Public Document)  
1083 Vine Street # 291 Healdsburg CA 95448

DAYTIME TELEPHONE NUMBER E-MAIL ADDRESS

(206) 225-6977 louis.gjordan@hotmail.com

I have used all reasonable diligence in preparing this statement. I have reviewed this statement and to the best of my knowledge the information contained herein and in any attached schedules is true and complete. I acknowledge this is a public document.

I certify under penalty of perjury under the laws of the State of California that the foregoing is true and correct.

Date Signed 03/31/2016 (month, day, year)

Signature [Signature] (File the originally signed statement with your filing official.)

# SCHEDULE A-1 Investments

## Stocks, Bonds, and Other Interests (Ownership Interest is Less Than 10%) *Do not attach brokerage or financial statements.*

**CALIFORNIA FORM 700**

FAIR POLITICAL PRACTICES COMMISSION

Name \_\_\_\_\_

▶ NAME OF BUSINESS ENTITY  
Apple Inc

GENERAL DESCRIPTION OF THIS BUSINESS  
\_\_\_\_\_

FAIR MARKET VALUE  
 \$2,000 - \$10,000       \$10,001 - \$100,000  
 \$100,001 - \$1,000,000       Over \$1,000,000

NATURE OF INVESTMENT  
 Stock       Other \_\_\_\_\_ (Describe)  
 Partnership       Income Received of \$0 - \$499  
     Income Received of \$500 or More (Report on Schedule C)

IF APPLICABLE, LIST DATE:  
 \_\_\_\_\_ / \_\_\_\_\_ / 15      \_\_\_\_\_ / \_\_\_\_\_ / 15  
 ACQUIRED                                  DISPOSED

▶ NAME OF BUSINESS ENTITY  
Google Inc

GENERAL DESCRIPTION OF THIS BUSINESS  
\_\_\_\_\_

FAIR MARKET VALUE  
 \$2,000 - \$10,000       \$10,001 - \$100,000  
 \$100,001 - \$1,000,000       Over \$1,000,000

NATURE OF INVESTMENT  
 Stock       Other \_\_\_\_\_ (Describe)  
 Partnership       Income Received of \$0 - \$499  
     Income Received of \$500 or More (Report on Schedule C)

IF APPLICABLE, LIST DATE:  
 \_\_\_\_\_ / \_\_\_\_\_ / 15      \_\_\_\_\_ / \_\_\_\_\_ / 15  
 ACQUIRED                                  DISPOSED

▶ NAME OF BUSINESS ENTITY  
\_\_\_\_\_

GENERAL DESCRIPTION OF THIS BUSINESS  
\_\_\_\_\_

FAIR MARKET VALUE  
 \$2,000 - \$10,000       \$10,001 - \$100,000  
 \$100,001 - \$1,000,000       Over \$1,000,000

NATURE OF INVESTMENT  
 Stock       Other \_\_\_\_\_ (Describe)  
 Partnership       Income Received of \$0 - \$499  
     Income Received of \$500 or More (Report on Schedule C)

IF APPLICABLE, LIST DATE:  
 \_\_\_\_\_ / \_\_\_\_\_ / 15      \_\_\_\_\_ / \_\_\_\_\_ / 15  
 ACQUIRED                                  DISPOSED

▶ NAME OF BUSINESS ENTITY  
\_\_\_\_\_

GENERAL DESCRIPTION OF THIS BUSINESS  
\_\_\_\_\_

FAIR MARKET VALUE  
 \$2,000 - \$10,000       \$10,001 - \$100,000  
 \$100,001 - \$1,000,000       Over \$1,000,000

NATURE OF INVESTMENT  
 Stock       Other \_\_\_\_\_ (Describe)  
 Partnership       Income Received of \$0 - \$499  
     Income Received of \$500 or More (Report on Schedule C)

IF APPLICABLE, LIST DATE:  
 \_\_\_\_\_ / \_\_\_\_\_ / 15      \_\_\_\_\_ / \_\_\_\_\_ / 15  
 ACQUIRED                                  DISPOSED

▶ NAME OF BUSINESS ENTITY  
\_\_\_\_\_

GENERAL DESCRIPTION OF THIS BUSINESS  
\_\_\_\_\_

FAIR MARKET VALUE  
 \$2,000 - \$10,000       \$10,001 - \$100,000  
 \$100,001 - \$1,000,000       Over \$1,000,000

NATURE OF INVESTMENT  
 Stock       Other \_\_\_\_\_ (Describe)  
 Partnership       Income Received of \$0 - \$499  
     Income Received of \$500 or More (Report on Schedule C)

IF APPLICABLE, LIST DATE:  
 \_\_\_\_\_ / \_\_\_\_\_ / 15      \_\_\_\_\_ / \_\_\_\_\_ / 15  
 ACQUIRED                                  DISPOSED

▶ NAME OF BUSINESS ENTITY  
\_\_\_\_\_

GENERAL DESCRIPTION OF THIS BUSINESS  
\_\_\_\_\_

FAIR MARKET VALUE  
 \$2,000 - \$10,000       \$10,001 - \$100,000  
 \$100,001 - \$1,000,000       Over \$1,000,000

NATURE OF INVESTMENT  
 Stock       Other \_\_\_\_\_ (Describe)  
 Partnership       Income Received of \$0 - \$499  
     Income Received of \$500 or More (Report on Schedule C)

IF APPLICABLE, LIST DATE:  
 \_\_\_\_\_ / \_\_\_\_\_ / 15      \_\_\_\_\_ / \_\_\_\_\_ / 15  
 ACQUIRED                                  DISPOSED

Comments: \_\_\_\_\_

COVER PAGE

Please type or print in ink.

NAME OF FILER (LAST) (FIRST) (MIDDLE)  
McGriff Deborah Madkins

1. Office, Agency, or Court

Agency Name (Do not use acronyms)

Ketchup Education Inc. Board Member  
Division, Board, Department, District, if applicable Your Position

► If filing for multiple positions, list below or on an attachment. (Do not use acronyms)

Agency: \_\_\_\_\_ Position: \_\_\_\_\_

2. Jurisdiction of Office (Check at least one box)

- State
- Multi-County Santa Clara, San Mateo
- City of \_\_\_\_\_
- Judge or Court Commissioner (Statewide Jurisdiction)
- County of \_\_\_\_\_
- Other \_\_\_\_\_

3. Type of Statement (Check at least one box)

- Annual: The period covered is January 1, 2015, through December 31, 2015.
- or-
- The period covered is \_\_\_\_\_, through December 31, 2015.
- Assuming Office: Date assumed \_\_\_\_\_
- Candidate: Election year \_\_\_\_\_ and office sought, if different than Part 1: \_\_\_\_\_
- Leaving Office: Date Left \_\_\_\_\_ (Check one)
- The period covered is January 1, 2015, through the date of leaving office.
- or-
- The period covered is \_\_\_\_\_, through the date of leaving office.

4. Schedule Summary (must complete) ► Total number of pages including this cover page: \_\_\_\_\_

Schedules attached

- Schedule A-1 - Investments - schedule attached
- Schedule A-2 - Investments - schedule attached
- Schedule B - Real Property - schedule attached
- Schedule C - Income, Loans, & Business Positions - schedule attached
- Schedule D - Income - Gifts - schedule attached
- Schedule E - Income - Gifts - Travel Payments - schedule attached

-or-

None - No reportable interests on any schedule

5. Verification

MAILING ADDRESS STREET CITY STATE ZIP CODE

350 Twin Dolphin Dr, Suite 109 Redwood City, CA 94065

DAYTIME TELEPHONE NUMBER E-MAIL ADDRESS  
(877) 806-0920 info@rsed.org

I have used all reasonable diligence in preparing this statement. I have reviewed this statement and to the best of my knowledge the information contained herein and in any attached schedules is true and complete. I acknowledge this is a public document.

I certify under penalty of perjury under the laws of the State of California that the foregoing is true and correct.

Date Signed March 28, 2016 Signature McGriff  
(month, day, year) (File the originally signed statement with your filing official.)

**SCHEDULE A-1  
Investments**

**Stocks, Bonds, and Other Interests**  
(Ownership Interest is Less Than 10%)  
Do not attach brokerage or financial statements.

**CALIFORNIA FORM 700**  
FAIR POLITICAL PRACTICES COMMISSION

Name  
*Deborah M. McGriff*

▶ NAME OF BUSINESS ENTITY  
*Amgen Inc*

GENERAL DESCRIPTION OF THIS BUSINESS

---

FAIR MARKET VALUE  
 \$2,000 - \$10,000       \$10,001 - \$100,000  
 \$100,001 - \$1,000,000       Over \$1,000,000

NATURE OF INVESTMENT  
 Stock       Other \_\_\_\_\_ (Describe)  
 Partnership       Income Received of \$0 - \$499  
 Income Received of \$500 or More (Report on Schedule C)

IF APPLICABLE, LIST DATE:  
 \_\_\_\_/\_\_\_\_/15      \_\_\_\_/\_\_\_\_/15  
 ACQUIRED      DISPOSED

▶ NAME OF BUSINESS ENTITY  
*Harley Davidson*

GENERAL DESCRIPTION OF THIS BUSINESS

---

FAIR MARKET VALUE  
 \$2,000 - \$10,000       \$10,001 - \$100,000  
 \$100,001 - \$1,000,000       Over \$1,000,000

NATURE OF INVESTMENT  
 Stock       Other \_\_\_\_\_ (Describe)  
 Partnership       Income Received of \$0 - \$499  
 Income Received of \$500 or More (Report on Schedule C)

IF APPLICABLE, LIST DATE:  
 \_\_\_\_/\_\_\_\_/15      \_\_\_\_/\_\_\_\_/15  
 ACQUIRED      DISPOSED

▶ NAME OF BUSINESS ENTITY  
*Berkshire Hathaway*

GENERAL DESCRIPTION OF THIS BUSINESS

---

FAIR MARKET VALUE  
 \$2,000 - \$10,000       \$10,001 - \$100,000  
 \$100,001 - \$1,000,000       Over \$1,000,000

NATURE OF INVESTMENT  
 Stock       Other \_\_\_\_\_ (Describe)  
 Partnership       Income Received of \$0 - \$499  
 Income Received of \$500 or More (Report on Schedule C)

IF APPLICABLE, LIST DATE:  
 \_\_\_\_/\_\_\_\_/15      \_\_\_\_/\_\_\_\_/15  
 ACQUIRED      DISPOSED

▶ NAME OF BUSINESS ENTITY  
*Microsoft*

GENERAL DESCRIPTION OF THIS BUSINESS

---

FAIR MARKET VALUE  
 \$2,000 - \$10,000       \$10,001 - \$100,000  
 \$100,001 - \$1,000,000       Over \$1,000,000

NATURE OF INVESTMENT  
 Stock       Other \_\_\_\_\_ (Describe)  
 Partnership       Income Received of \$0 - \$499  
 Income Received of \$500 or More (Report on Schedule C)

IF APPLICABLE, LIST DATE:  
 \_\_\_\_/\_\_\_\_/15      \_\_\_\_/\_\_\_\_/15  
 ACQUIRED      DISPOSED

▶ NAME OF BUSINESS ENTITY  
*GE*

GENERAL DESCRIPTION OF THIS BUSINESS

---

FAIR MARKET VALUE  
 \$2,000 - \$10,000       \$10,001 - \$100,000  
 \$100,001 - \$1,000,000       Over \$1,000,000

NATURE OF INVESTMENT  
 Stock       Other \_\_\_\_\_ (Describe)  
 Partnership       Income Received of \$0 - \$499  
 Income Received of \$500 or More (Report on Schedule C)

IF APPLICABLE, LIST DATE:  
 \_\_\_\_/\_\_\_\_/15      \_\_\_\_/\_\_\_\_/15  
 ACQUIRED      DISPOSED

▶ NAME OF BUSINESS ENTITY  
*Walgreens*

GENERAL DESCRIPTION OF THIS BUSINESS

---

FAIR MARKET VALUE  
 \$2,000 - \$10,000       \$10,001 - \$100,000  
 \$100,001 - \$1,000,000       Over \$1,000,000

NATURE OF INVESTMENT  
 Stock       Other \_\_\_\_\_ (Describe)  
 Partnership       Income Received of \$0 - \$499  
 Income Received of \$500 or More (Report on Schedule C)

IF APPLICABLE, LIST DATE:  
 \_\_\_\_/\_\_\_\_/15      \_\_\_\_/\_\_\_\_/15  
 ACQUIRED      DISPOSED

Comments: \_\_\_\_\_

**COVER PAGE**

Please type or print in ink.

NAME OF FILER (LAST) RAVEN (FIRST) RAYMOND (MIDDLE) B

**1. Office, Agency, or Court**

Agency Name (Do not use acronyms)  
ROCKETSHIP EDUCATION INC.  
 Division, Board, Department, District, if applicable \_\_\_\_\_ Your Position  
BOARD MEMBER

► If filing for multiple positions, list below or on an attachment. (Do not use acronyms)

Agency: \_\_\_\_\_ Position: \_\_\_\_\_

**2. Jurisdiction of Office (Check at least one box)**

State  Judge or Court Commissioner (Statewide Jurisdiction)  
 Multi-County SANTA CLARA, SAN MATEO  County of \_\_\_\_\_  
 City of \_\_\_\_\_  Other \_\_\_\_\_

**3. Type of Statement (Check at least one box)**

Annual: The period covered is January 1, 2015, through December 31, 2015.  
 -or-  
 The period covered is \_\_\_\_\_ through December 31, 2015.  
 Assuming Office: Date assumed \_\_\_\_\_  
 Candidate: Election year \_\_\_\_\_ and office sought, if different than Part 1: \_\_\_\_\_  
 Leaving Office: Date Left \_\_\_\_\_ (Check one)  
 The period covered is January 1, 2015, through the date of leaving office.  
 -or-  
 The period covered is \_\_\_\_\_ through the date of leaving office.

**4. Schedule Summary (must complete) ► Total number of pages including this cover page: \_\_\_\_\_**

**Schedules attached**

Schedule A-1 - Investments - schedule attached  Schedule C - Income, Loans, & Business Positions - schedule attached  
 Schedule A-2 - Investments - schedule attached  Schedule D - Income - Gifts - schedule attached  
 Schedule B - Real Property - schedule attached  Schedule E - Income - Gifts - Travel Payments - schedule attached

-or-  
 None - No reportable interests on any schedule

**5. Verification**

MAILING ADDRESS STREET CITY STATE ZIP CODE  
2625 W. ALAMOSA AVE STE 116 BURBANK CA 91505  
 (Business or Agency Address Recommended - Public Document)  
 DAYTIME TELEPHONE NUMBER E-MAIL ADDRESS  
(818) 841-3936 RAYMONDR@OSSBURBANK.COM

I have used all reasonable diligence in preparing this statement. I have reviewed this statement and to the best of my knowledge the information contained herein and in any attached schedules is true and complete. I acknowledge this is a public document.

I certify under penalty of perjury under the laws of the State of California that the foregoing is true and correct.

Date Signed 2/25/16 Signature [Signature]  
 (month, day, year) (File the originally signed statement with your filing official.)

COVER PAGE

Please type or print in ink.

NAME OF FILER (LAST) Stanger (FIRST) Gregory (MIDDLE) Stefan

1. Office, Agency, or Court

Agency Name (Do not use acronyms) Rocketship Education Inc.  
Division, Board, Department, District, if applicable \_\_\_\_\_ Your Position Board Member

► If filing for multiple positions, list below or on an attachment. (Do not use acronyms)

Agency: \_\_\_\_\_ Position: \_\_\_\_\_

2. Jurisdiction of Office (Check at least one box)

- State
- Multi-County Santa Clara, San Mateo
- City of \_\_\_\_\_
- Judge or Court Commissioner (Statewide Jurisdiction)
- County of \_\_\_\_\_
- Other \_\_\_\_\_

3. Type of Statement (Check at least one box)

- Annual: The period covered is January 1, 2015, through December 31, 2015.  
-or- The period covered is \_\_\_\_\_, through December 31, 2015.
- Assuming Office: Date assumed \_\_\_\_\_
- Candidate: Election year \_\_\_\_\_ and office sought, if different than Part 1: \_\_\_\_\_
- Leaving Office: Date Left \_\_\_\_\_ (Check one)
  - The period covered is January 1, 2015, through the date of leaving office.
  - or-
  - The period covered is \_\_\_\_\_, through the date of leaving office.

4. Schedule Summary (must complete) ► Total number of pages including this cover page: \_\_\_\_\_

Schedules attached

- Schedule A-1 - Investments - schedule attached
- Schedule A-2 - Investments - schedule attached
- Schedule B - Real Property - schedule attached
- Schedule C - Income, Loans, & Business Positions - schedule attached
- Schedule D - Income - Gifts - schedule attached
- Schedule E - Income - Gifts - Travel Payments - schedule attached

-or-

None - No reportable interests on any schedule

5. Verification

MAILING ADDRESS STREET CITY STATE ZIP CODE  
350 Twin Dolphin Dr., Ste 109 Redwood City CA 94065  
(Business or Agency Address Recommended - Public Document)  
DAYTIME TELEPHONE NUMBER E-MAIL ADDRESS  
(877) 806-0920 info@rsed.org

I have used all reasonable diligence in preparing this statement. I have reviewed this statement and to the best of my knowledge the information contained herein and in any attached schedules is true and complete. I acknowledge this is a public document.

I certify under penalty of perjury under the laws of the State of California that the foregoing is true and correct.

Date Signed 3-24-16 Signature GS St  
(month, day, year) (File the originally signed statement with your filing official.)



**SCHEDULE A-1  
Investments**

**Stocks, Bonds, and Other Interests**  
(Ownership Interest is Less Than 10%)  
Do not attach brokerage or financial statements.

Name  
Gregory S. Stanger

▶ NAME OF BUSINESS ENTITY  
Chegg Inc.

GENERAL DESCRIPTION OF THIS BUSINESS  
Online textbook rental, homework help

FAIR MARKET VALUE  
 \$2,000 - \$10,000       \$10,001 - \$100,000  
 \$100,001 - \$1,000,000       Over \$1,000,000

NATURE OF INVESTMENT  
 Stock       Other \_\_\_\_\_ (Describe)  
 Partnership       Income Received of \$0 - \$499  
 Income Received of \$500 or More (Report on Schedule C)

IF APPLICABLE, LIST DATE:  
 \_\_\_\_\_ / \_\_\_\_\_ / 15      \_\_\_\_\_ / \_\_\_\_\_ / 15  
 ACQUIRED                                  DISPOSED

▶ NAME OF BUSINESS ENTITY

GENERAL DESCRIPTION OF THIS BUSINESS

FAIR MARKET VALUE  
 \$2,000 - \$10,000       \$10,001 - \$100,000  
 \$100,001 - \$1,000,000       Over \$1,000,000

NATURE OF INVESTMENT  
 Stock       Other \_\_\_\_\_ (Describe)  
 Partnership       Income Received of \$0 - \$499  
 Income Received of \$500 or More (Report on Schedule C)

IF APPLICABLE, LIST DATE:  
 \_\_\_\_\_ / \_\_\_\_\_ / 15      \_\_\_\_\_ / \_\_\_\_\_ / 15  
 ACQUIRED                                  DISPOSED

▶ NAME OF BUSINESS ENTITY

GENERAL DESCRIPTION OF THIS BUSINESS

FAIR MARKET VALUE  
 \$2,000 - \$10,000       \$10,001 - \$100,000  
 \$100,001 - \$1,000,000       Over \$1,000,000

NATURE OF INVESTMENT  
 Stock       Other \_\_\_\_\_ (Describe)  
 Partnership       Income Received of \$0 - \$499  
 Income Received of \$500 or More (Report on Schedule C)

IF APPLICABLE, LIST DATE:  
 \_\_\_\_\_ / \_\_\_\_\_ / 15      \_\_\_\_\_ / \_\_\_\_\_ / 15  
 ACQUIRED                                  DISPOSED

▶ NAME OF BUSINESS ENTITY

GENERAL DESCRIPTION OF THIS BUSINESS

FAIR MARKET VALUE  
 \$2,000 - \$10,000       \$10,001 - \$100,000  
 \$100,001 - \$1,000,000       Over \$1,000,000

NATURE OF INVESTMENT  
 Stock       Other \_\_\_\_\_ (Describe)  
 Partnership       Income Received of \$0 - \$499  
 Income Received of \$500 or More (Report on Schedule C)

IF APPLICABLE, LIST DATE:  
 \_\_\_\_\_ / \_\_\_\_\_ / 15      \_\_\_\_\_ / \_\_\_\_\_ / 15  
 ACQUIRED                                  DISPOSED

▶ NAME OF BUSINESS ENTITY

GENERAL DESCRIPTION OF THIS BUSINESS

FAIR MARKET VALUE  
 \$2,000 - \$10,000       \$10,001 - \$100,000  
 \$100,001 - \$1,000,000       Over \$1,000,000

NATURE OF INVESTMENT  
 Stock       Other \_\_\_\_\_ (Describe)  
 Partnership       Income Received of \$0 - \$499  
 Income Received of \$500 or More (Report on Schedule C)

IF APPLICABLE, LIST DATE:  
 \_\_\_\_\_ / \_\_\_\_\_ / 15      \_\_\_\_\_ / \_\_\_\_\_ / 15  
 ACQUIRED                                  DISPOSED

▶ NAME OF BUSINESS ENTITY

GENERAL DESCRIPTION OF THIS BUSINESS

FAIR MARKET VALUE  
 \$2,000 - \$10,000       \$10,001 - \$100,000  
 \$100,001 - \$1,000,000       Over \$1,000,000

NATURE OF INVESTMENT  
 Stock       Other \_\_\_\_\_ (Describe)  
 Partnership       Income Received of \$0 - \$499  
 Income Received of \$500 or More (Report on Schedule C)

IF APPLICABLE, LIST DATE:  
 \_\_\_\_\_ / \_\_\_\_\_ / 15      \_\_\_\_\_ / \_\_\_\_\_ / 15  
 ACQUIRED                                  DISPOSED

Comments: \_\_\_\_\_

COVER PAGE

Please type or print in ink.

NAME OF FILER (LAST) TERMAN (FIRST) ALEXANDER (MIDDLE) MICHAEL

1. Office, Agency, or Court

Agency Name (Do not use acronyms)

ROCKETSHIP EDUCATION INC.  
Division, Board, Department, District, if applicable

BOARD MEMBER  
Your Position

► If filing for multiple positions, list below or on an attachment. (Do not use acronyms)

Agency: \_\_\_\_\_ Position: \_\_\_\_\_

2. Jurisdiction of Office (Check at least one box)

- State
- Multi-County SANTA CLARA, SAN MATEO
- City of \_\_\_\_\_
- Judge or Court Commissioner (Statewide Jurisdiction)
- County of \_\_\_\_\_
- Other \_\_\_\_\_

3. Type of Statement (Check at least one box)

- Annual: The period covered is January 1, 2015, through December 31, 2015.  
-or-  
The period covered is \_\_\_\_\_, through December 31, 2015.
- Assuming Office: Date assumed \_\_\_\_\_
- Candidate: Election year \_\_\_\_\_ and office sought, if different than Part 1: \_\_\_\_\_
- Leaving Office: Date Left \_\_\_\_\_ (Check one)
  - The period covered is January 1, 2015, through the date of leaving office.
  - or-
  - The period covered is \_\_\_\_\_, through the date of leaving office.

4. Schedule Summary (must complete) ► Total number of pages including this cover page: 2

Schedules attached

- Schedule A-1 - Investments – schedule attached
- Schedule C - Income, Loans, & Business Positions – schedule attached
- Schedule A-2 - Investments – schedule attached
- Schedule D - Income – Gifts – schedule attached
- Schedule B - Real Property – schedule attached
- Schedule E - Income – Gifts – Travel Payments – schedule attached

-or-

None - No reportable interests on any schedule

5. Verification

MAILING ADDRESS STREET CITY STATE ZIP CODE  
(Business or Agency Address Recommended - Public Document)  
350 TWIN DOLPHIN DR. #109 REDWOOD CITY CA 94065

DAYTIME TELEPHONE NUMBER E-MAIL ADDRESS  
(877) 806-0920 INFO@RSED.ORG

I have used all reasonable diligence in preparing this statement. I have reviewed this statement and to the best of my knowledge the information contained herein and in any attached schedules is true and complete. I acknowledge this is a public document.

I certify under penalty of perjury under the laws of the State of California that the foregoing is true and correct.

Date Signed MARCH 17, 2016  
(month, day, year)

Signature alex Terman  
(File the originally signed statement with your filing official.)

**SCHEDULE C**  
**Income, Loans, & Business**  
**Positions**  
(Other than Gifts and Travel Payments)

Name  
ALEXANDER TERMAN

▶ 1. INCOME RECEIVED

NAME OF SOURCE OF INCOME  
ALPHA PUBLIC SCHOOLS

ADDRESS (Business Address Acceptable)  
1601 CUNNINGHAM AVE SAN JOSE, CA 95127

BUSINESS ACTIVITY, IF ANY, OF SOURCE  
INDEPENDENT CONSULTING

YOUR BUSINESS POSITION  
INDEPENDENT CONSULTANT

GROSS INCOME RECEIVED  
 \$500 - \$1,000       \$1,001 - \$10,000  
 \$10,001 - \$100,000       OVER \$100,000

CONSIDERATION FOR WHICH INCOME WAS RECEIVED  
 Salary       Spouse's or registered domestic partner's income  
(For self-employed use Schedule A-2.)  
 Partnership (Less than 10% ownership. For 10% or greater use  
Schedule A-2.)  
 Sale of \_\_\_\_\_  
(Real property, car, boat, etc.)  
 Loan repayment  
 Commission or       Rental Income, list each source of \$10,000 or more  
\_\_\_\_\_  
(Describe)  
 Other CONSULTING FEE  
(Describe)

▶ 1. INCOME RECEIVED

NAME OF SOURCE OF INCOME  
THE LEARNING ACCELERATOR

ADDRESS (Business Address Acceptable)  
10605 FARALLONE DR CASERTING CA 95014

BUSINESS ACTIVITY, IF ANY, OF SOURCE  
INDEPENDENT CONSULTING

YOUR BUSINESS POSITION  
INDEPENDENT CONSULTANT

GROSS INCOME RECEIVED  
 \$500 - \$1,000       \$1,001 - \$10,000  
 \$10,001 - \$100,000       OVER \$100,000

CONSIDERATION FOR WHICH INCOME WAS RECEIVED  
 Salary       Spouse's or registered domestic partner's income  
(For self-employed use Schedule A-2.)  
 Partnership (Less than 10% ownership. For 10% or greater use  
Schedule A-2.)  
 Sale of \_\_\_\_\_  
(Real property, car, boat, etc.)  
 Loan repayment  
 Commission or       Rental Income, list each source of \$10,000 or more  
\_\_\_\_\_  
(Describe)  
 Other CONSULTING FEE  
(Describe)

▶ 2. LOANS RECEIVED OR OUTSTANDING DURING THE REPORTING PERIOD

\* You are not required to report loans from commercial lending institutions, or any indebtedness created as part of a retail installment or credit card transaction, made in the lender's regular course of business on terms available to members of the public without regard to your official status. Personal loans and loans received not in a lender's regular course of business must be disclosed as follows:

NAME OF LENDER\* \_\_\_\_\_

ADDRESS (Business Address Acceptable) \_\_\_\_\_

BUSINESS ACTIVITY, IF ANY, OF LENDER \_\_\_\_\_

HIGHEST BALANCE DURING REPORTING PERIOD  
 \$500 - \$1,000  
 \$1,001 - \$10,000  
 \$10,001 - \$100,000  
 OVER \$100,000

INTEREST RATE \_\_\_\_\_%       None

TERM (Months/Years) \_\_\_\_\_

SECURITY FOR LOAN  
 None       Personal residence  
 Real Property \_\_\_\_\_  
Street address  
\_\_\_\_\_  
City  
 Guarantor \_\_\_\_\_  
 Other \_\_\_\_\_  
(Describe)

Comments: \_\_\_\_\_

**STATEMENT OF ECONOMIC INTERESTS**

Date Initial Filing Received  
 Official Use Only

**COVER PAGE**

Please type or print in ink.

NAME OF FILER (LAST) Weber (FIRST) Ralph (MIDDLE) Andrew

**1. Office, Agency, or Court**

Agency Name (Do not use acronyms) Rocketship Education, Incorporated  
 Division, Board, Department, District, if applicable \_\_\_\_\_ Your Position Board Member

► If filing for multiple positions, list below or on an attachment. (Do not use acronyms)

Agency: \_\_\_\_\_ Position: ~~\_\_\_\_\_~~

**2. Jurisdiction of Office (Check at least one box)**

State  Judge or Court Commissioner (Statewide Jurisdiction)  
 Multi-County Santa Clara, San Mateo  County of \_\_\_\_\_  
 City of \_\_\_\_\_  Other \_\_\_\_\_

**3. Type of Statement (Check at least one box)**

Annual: The period covered is January 1, 2015, through December 31, 2015.  
 -or- The period covered is \_\_\_\_\_ through December 31, 2015.  
 Assuming Office: Date assumed \_\_\_\_\_  
 Candidate: Election year \_\_\_\_\_ and office sought, if different than Part 1: \_\_\_\_\_  
 Leaving Office: Date Left \_\_\_\_\_ (Check one)  
 The period covered is January 1, 2015, through the date of leaving office.  
 -or-  
 The period covered is \_\_\_\_\_ through the date of leaving office.

**4. Schedule Summary (must complete) ► Total number of pages including this cover page: \_\_\_\_\_**

**Schedules attached**

Schedule A-1 - Investments - schedule attached  Schedule C - Income, Loans, & Business Positions - schedule attached  
 Schedule A-2 - Investments - schedule attached  Schedule D - Income - Gifts - schedule attached  
 Schedule B - Real Property - schedule attached  Schedule E - Income - Gifts - Travel Payments - schedule attached

-or-

None - No reportable interests on any schedule

**5. Verification**

MAILING ADDRESS STREET CITY STATE ZIP CODE  
 (Business or Agency Address Recommended - Public Document)  
350 Twin Dolphin Dr. Suite 109 Redwood City, CA 94065  
 DAYTIME TELEPHONE NUMBER E-MAIL ADDRESS  
 ( 415 ) 804 0920 info@rsed.org

I have used all reasonable diligence in preparing this statement. I have reviewed this statement and to the best of my knowledge the information contained herein and in any attached schedules is true and complete. I acknowledge this is a public document.

I certify under penalty of perjury under the laws of the State of California that the foregoing is true and correct.

Date Signed 3/16/16 Signature Ralph R. Weber  
 (month, day, year) (File the originally signed statement with your filing official)

STATEMENT OF ECONOMIC INTERESTS  
COVER PAGE

Please type or print in ink.

NAME OF FILER (LAST) Yerganian (FIRST) Arca (MIDDLE) George

1. Office, Agency, or Court

Agency Name (Do not use acronyms) Rocketship Education Inc. Your Position Board Member  
Division, Board, Department, District, if applicable

► If filing for multiple positions, list below or on an attachment. (Do not use acronyms)

Agency: \_\_\_\_\_ Position: \_\_\_\_\_

2. Jurisdiction of Office (Check at least one box)

- State
- Multi-County Santa Clara, San Mateo
- City of \_\_\_\_\_
- Judge or Court Commissioner (Statewide Jurisdiction)
- County of \_\_\_\_\_
- Other \_\_\_\_\_

3. Type of Statement (Check at least one box)

- Annual: The period covered is January 1, 2015, through December 31, 2015.
- or-
- Assuming Office: Date assumed \_\_\_\_\_ through December 31, 2015.
- Candidate: Election year \_\_\_\_\_ and office sought, if different than Part 1: \_\_\_\_\_
- Leaving Office: Date Left \_\_\_\_\_/\_\_\_\_\_/\_\_\_\_\_ (Check one)
- The period covered is January 1, 2015, through the date of leaving office.
- or-
- The period covered is \_\_\_\_\_/\_\_\_\_\_/\_\_\_\_\_, through the date of leaving office.

4. Schedule Summary (must complete) ► Total number of pages including this cover page: \_\_\_\_\_

Schedules attached

- Schedule A-1 - Investments - schedule attached
- Schedule A-2 - Investments - schedule attached
- Schedule B - Real Property - schedule attached
- Schedule C - Income, Loans, & Business Positions - schedule attached
- Schedule D - Income - Gifts - schedule attached
- Schedule E - Income - Gifts - Travel Payments - schedule attached

-or-  
 None - No reportable interests on any schedule

5. Verification

MAILING ADDRESS (Business or Agency Address Recommended - Public Document) STREET CITY STATE ZIP CODE  
350 Twin Dolphin Drive, suite 109 Redwood City CA 94065  
DAYTIME TELEPHONE NUMBER E-MAIL ADDRESS  
(877) 806-0920 info@rset.org

I have used all reasonable diligence in preparing this statement. I have reviewed this statement and to the best of my knowledge the information contained herein and in any attached schedules is true and complete. I acknowledge this is a public document.

I certify under penalty of perjury under the laws of the State of California that the foregoing is true and correct.

Date Signed 2.25.2016 Signature [Signature]  
(month, day, year) (File the original signed statement with your filing official.)

COVER PAGE

Please type or print in ink.

NAME OF FILER (LAST) CALVO (FIRST) CHEYE (MIDDLE) MARIO

1. Office, Agency, or Court

Agency Name (Do not use acronyms) ROCKETSHIP EDUCATION, INC.

Division, Board, Department, District, if applicable GROWTH & COMMUNITY ENGAGEMENT Your Position CHIEF OFFICER

If filing for multiple positions, list below or on an attachment. (Do not use acronyms)

Agency: Position:

2. Jurisdiction of Office (Check at least one box)

- State
Multi-County SANTA CLARA, SAN MATEO
City of
Judge or Court Commissioner (Statewide Jurisdiction)
County of
Other

3. Type of Statement (Check at least one box)

- Annual: The period covered is January 1, 2015, through December 31, 2015.
-or- The period covered is through December 31, 2015.
Leaving Office: Date Left
Assuming Office: Date assumed
Candidate: Election year and office sought, if different than Part 1:

4. Schedule Summary (must complete) Total number of pages including this cover page:

Schedules attached

- Schedule A-1 - Investments - schedule attached
Schedule A-2 - Investments - schedule attached
Schedule B - Real Property - schedule attached
Schedule C - Income, Loans, & Business Positions - schedule attached
Schedule D - Income - Gifts - schedule attached
Schedule E - Income - Gifts - Travel Payments - schedule attached

-or- None - No reportable interests on any schedule

5. Verification

MAILING ADDRESS STREET CITY STATE ZIP CODE
350 TWIN DOLPHIN DRIVE #109 REDWOOD CITY, CA 94065

DAYTIME TELEPHONE NUMBER E-MAIL ADDRESS
(877) 806-0920 ccalvo@rsed.org

I have used all reasonable diligence in preparing this statement. I have reviewed this statement and to the best of my knowledge the information contained herein and in any attached schedules is true and complete. I acknowledge this is a public document.

I certify under penalty of perjury under the laws of the State of California that the foregoing is true and correct.

Date Signed 2/25/2016 (month, day, year)

Signature [Handwritten Signature] (File the original signed statement with your filing official.)

COVER PAGE

Please type or print in ink.

NAME OF FILER (LAST) (FIRST) (MIDDLE)  
Diesel Margaret M

1. Office, Agency, or Court

Agency Name (Do not use acronyms)  
Rocketship Education Inc.  
Division, Board, Department, District, if applicable  
Controller  
Your Position  
Controller

► If filing for multiple positions, list below or on an attachment. (Do not use acronyms)

Agency: \_\_\_\_\_ Position: \_\_\_\_\_

2. Jurisdiction of Office (Check at least one box)

State  Judge or Court Commissioner (Statewide Jurisdiction)  
 Multi-County San Mateo & Santa Clara  County of \_\_\_\_\_  
 City of \_\_\_\_\_  Other \_\_\_\_\_

3. Type of Statement (Check at least one box)

Annual: The period covered is January 1, 2015, through December 31, 2015.  
-or-  
The period covered is \_\_\_\_\_ through December 31, 2015.  
 Assuming Office: Date assumed \_\_\_\_\_  
 Leaving Office: Date Left \_\_\_\_\_ (Check one)  
 The period covered is January 1, 2015, through the date of leaving office.  
-or-  
 The period covered is \_\_\_\_\_ through the date of leaving office.  
 Candidate: Election year \_\_\_\_\_ and office sought, if different than Part 1: \_\_\_\_\_

4. Schedule Summary (must complete) ► Total number of pages including this cover page: \_\_\_\_\_

Schedules attached

Schedule A-1 - Investments - schedule attached  Schedule C - Income, Loans, & Business Positions - schedule attached  
 Schedule A-2 - Investments - schedule attached  Schedule D - Income - Gifts - schedule attached  
 Schedule B - Real Property - schedule attached  Schedule E - Income - Gifts - Travel Payments - schedule attached

-or-  
 None - No reportable interests on any schedule

5. Verification

MAILING ADDRESS STREET CITY STATE ZIP CODE  
(Business or Agency Address Recommended - Public Document)  
350 Twin Dolphin #109 Redwood City CA 94041  
DAYTIME TELEPHONE NUMBER E-MAIL ADDRESS  
(650) 740-4290 mdiesel@rseel.org

I have used all reasonable diligence in preparing this statement. I have reviewed this statement and to the best of my knowledge the information contained herein and in any attached schedules is true and complete. I acknowledge this is a public document.

I certify under penalty of perjury under the laws of the State of California that the foregoing is true and correct.

Date Signed 3/22/16 Signature [Signature]  
(month, day, year) (File the originally signed statement with your filing official)

**COVER PAGE**

Please type or print in ink.

NAME OF FILER (LAST) Filsinger (FIRST) Amy (MIDDLE) Lynn

**1. Office, Agency, or Court**

Agency Name (Do not use acronyms)

Rocketship Education Inc.

Principal

Division, Board, Department, District, if applicable

Your Position

Principal

► If filing for multiple positions, list below or on an attachment. (Do not use acronyms)

Agency: \_\_\_\_\_

Position: \_\_\_\_\_

**2. Jurisdiction of Office (Check at least one box)**

- State
- Multi-County Santa Clara, San Mateo
- City of \_\_\_\_\_

- Judge or Court Commissioner (Statewide Jurisdiction)
- County of \_\_\_\_\_
- Other \_\_\_\_\_

**3. Type of Statement (Check at least one box)**

- Annual: The period covered is January 1, 2015, through December 31, 2015.
- or-
- The period covered is \_\_\_\_/\_\_\_\_/\_\_\_\_, through December 31, 2015.

- Leaving Office: Date Left \_\_\_\_/\_\_\_\_/\_\_\_\_ (Check one)
- The period covered is January 1, 2015, through the date of leaving office.
- or-
- The period covered is \_\_\_\_/\_\_\_\_/\_\_\_\_, through the date of leaving office.

Assuming Office: Date assumed \_\_\_\_/\_\_\_\_/\_\_\_\_

Candidate: Election year \_\_\_\_\_ and office sought, if different than Part 1: \_\_\_\_\_

**4. Schedule Summary (must complete) ► Total number of pages including this cover page: \_\_\_\_\_**

**Schedules attached**

- Schedule A-1 - Investments - schedule attached
- Schedule A-2 - Investments - schedule attached
- Schedule B - Real Property - schedule attached
- Schedule C - Income, Loans, & Business Positions - schedule attached
- Schedule D - Income - Gifts - schedule attached
- Schedule E - Income - Gifts - Travel Payments - schedule attached

-or-  
 **None - No reportable interests on any schedule**

**5. Verification**

MAILING ADDRESS STREET CITY STATE ZIP CODE  
 (Business or Agency Address Recommended - Public Document)  
2960 Story Rd San Jose CA 95127

DAYTIME TELEPHONE NUMBER E-MAIL ADDRESS  
(202) 341-1375 afilsinger@rsed.org

I have used all reasonable diligence in preparing this statement. I have reviewed this statement and to the best of my knowledge the information contained herein and in any attached schedules is true and complete. I acknowledge this is a public document.

I certify under penalty of perjury under the laws of the State of California that the foregoing is true and correct.

Date Signed 03/23/2016  
 (month, day, year)

Signature [Signature]  
 (File the originally signed statement with your filing official.)



COVER PAGE

Please type or print in ink.

NAME OF FILER (LAST) (FIRST) (MIDDLE)  
Hunt Dynasty

1. Office, Agency, or Court

Agency Name (Do not use acronyms)

Rocketship Education

Division, Board, Department, District, if applicable

Your Position

Vice-President, Human Resources

► If filing for multiple positions, list below or on an attachment. (Do not use acronyms)

Agency: \_\_\_\_\_ Position: \_\_\_\_\_

2. Jurisdiction of Office (Check at least one box)

- State
- Multi-County Santa Clara and San Mateo
- City of \_\_\_\_\_
- Judge or Court Commissioner (Statewide Jurisdiction)
- County of \_\_\_\_\_
- Other \_\_\_\_\_

3. Type of Statement (Check at least one box)

- Annual: The period covered is January 1, 2015, through December 31, 2015.
- or-
- The period covered is \_\_\_\_\_, through December 31, 2015.
- Assuming Office: Date assumed \_\_\_\_\_
- Leaving Office: Date Left \_\_\_\_\_ (Check one)
- The period covered is January 1, 2015, through the date of leaving office.
- or-
- The period covered is \_\_\_\_\_, through the date of leaving office.
- Candidate: Election year \_\_\_\_\_ and office sought, if different than Part 1: \_\_\_\_\_

4. Schedule Summary (must complete) ► Total number of pages including this cover page: \_\_\_\_\_

Schedules attached

- Schedule A-1 - Investments - schedule attached
- Schedule A-2 - Investments - schedule attached
- Schedule B - Real Property - schedule attached
- Schedule C - Income, Loans, & Business Positions - schedule attached
- Schedule D - Income - Gifts - schedule attached
- Schedule E - Income - Gifts - Travel Payments - schedule attached

-or-  
 None - No reportable interests on any schedule


5. Verification

MAILING ADDRESS STREET CITY STATE ZIP CODE  
(Business or Agency Address Recommended - Public Document)  
350 Twin Dolphin Drive Suite 109 Redwood City, CA 94065  
DAYTIME TELEPHONE NUMBER E-MAIL ADDRESS  
(415) 243-2604 dhunt@rsed.org

I have used all reasonable diligence in preparing this statement. I have reviewed this statement and to the best of my knowledge the information contained herein and in any attached schedules is true and complete. I acknowledge this is a public document.

I certify under penalty of perjury under the laws of the State of California that the foregoing is true and correct.

Date Signed April 1, 2016  
(month, day, year)

Signature   
(File the originally signed statement with your filing official.)

COVER PAGE

Please type or print in ink.

NAME OF FILER (LAST) KAUR (FIRST) EESIR (MIDDLE)

1. Office, Agency, or Court

Agency Name (Do not use acronyms)

ROCKETSHIP EDUCATION INC  
Division, Board, Department, District, if applicable

PRINCIPAL  
Your Position

► If filing for multiple positions, list below or on an attachment. (Do not use acronyms)

Agency: \_\_\_\_\_ Position: \_\_\_\_\_

2. Jurisdiction of Office (Check at least one box)

- State
- Multi-County SANTA CLARA & SAN MATEO COUNTY
- City of \_\_\_\_\_
- Judge or Court Commissioner (Statewide Jurisdiction)
- County of \_\_\_\_\_
- Other \_\_\_\_\_

3. Type of Statement (Check at least one box)

- Annual: The period covered is January 1, 2015, through December 31, 2015.
- or-
- The period covered is \_\_\_\_\_ through December 31, 2015.
- Assuming Office: Date assumed \_\_\_\_\_
- Candidate: Election year \_\_\_\_\_ and office sought, if different than Part 1: \_\_\_\_\_
- Leaving Office: Date Left \_\_\_\_\_ (Check one)
- The period covered is January 1, 2015, through the date of leaving office.
- or-
- The period covered is \_\_\_\_\_ through the date of leaving office.

4. Schedule Summary (must complete) ► Total number of pages including this cover page: \_\_\_\_\_

Schedules attached

- Schedule A-1 - Investments - schedule attached
- Schedule A-2 - Investments - schedule attached
- Schedule B - Real Property - schedule attached
- Schedule C - Income, Loans, & Business Positions - schedule attached
- Schedule D - Income - Gifts - schedule attached
- Schedule E - Income - Gifts - Travel Payments - schedule attached

-or-

None - No reportable interests on any schedule

5. Verification

MAILING ADDRESS STREET CITY STATE ZIP CODE  
(Business or Agency Address Recommended - Public Document)  
370 WOOSTER AVENUE SAN JOSE CA 95116  
DAYTIME TELEPHONE NUMBER E-MAIL ADDRESS  
(408) 217-8951 ekaur@rsed.org

I have used all reasonable diligence in preparing this statement. I have reviewed this statement and to the best of my knowledge the information contained herein and in any attached schedules is true and complete. I acknowledge this is a public document.

I certify under penalty of perjury under the laws of the State of California that the foregoing is true and correct.

Date Signed MARCH 23, 2016  
(month, day, year)

Signature \_\_\_\_\_  
(File the originally signed statement with your filing official.)

COVER PAGE

Please type or print in ink.

NAME OF FILER (LAST) (FIRST) (MIDDLE)
Kozel Laura E.

1. Office, Agency, or Court

Agency Name (Do not use acronyms)
Rocketship Education Inc.
Division, Board, Department, District, if applicable
Your Position
VP, Facilities & Treasury

If filing for multiple positions, list below or on an attachment. (Do not use acronyms)

Agency: Position:

2. Jurisdiction of Office (Check at least one box)

State
Multi-County Santa Clara and San Mateo
City of
Judge or Court Commissioner (Statewide Jurisdiction)
County of
Other

3. Type of Statement (Check at least one box)

Annual: The period covered is January 1, 2015, through December 31, 2015.
-or-
The period covered is through December 31, 2015.
Assuming Office: Date assumed
Candidate: Election year and office sought, if different than Part 1:
Leaving Office: Date Left
The period covered is January 1, 2015, through the date of leaving office.
-or-
The period covered is through the date of leaving office.

4. Schedule Summary (must complete) Total number of pages including this cover page:

Schedules attached
Schedule A-1 - Investments - schedule attached
Schedule A-2 - Investments - schedule attached
Schedule B - Real Property - schedule attached
Schedule C - Income, Loans, & Business Positions - schedule attached
Schedule D - Income - Gifts - schedule attached
Schedule E - Income - Gifts - Travel Payments - schedule attached
None - No reportable interests on any schedule

5. Verification

MAILING ADDRESS STREET CITY STATE ZIP CODE
350 Twin Dolphin Drive #109 Redwood City, CA 94065
DAYTIME TELEPHONE NUMBER E-MAIL ADDRESS
( 602 ) 478-1789 lkozel@rsed.org

I have used all reasonable diligence in preparing this statement. I have reviewed this statement and to the best of my knowledge the information contained herein and in any attached schedules is true and complete. I acknowledge this is a public document.

I certify under penalty of perjury under the laws of the State of California that the foregoing is true and correct.

Date Signed 03/24/2016 Signature
(month, day, year) (File the originally signed statement with your filing official.)

**COVER PAGE**

Please type or print in ink.

NAME OF FILER (LAST) (FIRST) (MIDDLE)  
 Kuizenga David Eldred

**1. Office, Agency, or Court**

Agency Name (Do not use acronyms)

Rocketship Education

Division, Board, Department, District, if applicable

Your Position

Bay Area Region

Vice President, Bay Area

▶ If filing for multiple positions, list below or on an attachment. (Do not use acronyms)

Agency: \_\_\_\_\_ Position: \_\_\_\_\_

**2. Jurisdiction of Office (Check at least one box)**

State

Judge or Court Commissioner (Statewide Jurisdiction)

Multi-County SANTA CLARA, SAN MATEO

County of \_\_\_\_\_

City of \_\_\_\_\_

Other \_\_\_\_\_

**3. Type of Statement (Check at least one box)**

Annual: The period covered is January 1, 2015, through December 31, 2015.

Leaving Office: Date Left 12 / 31 / 2015  
 (Check one)

-or-

The period covered is \_\_\_\_\_ through December 31, 2015.

The period covered is January 1, 2015, through the date of leaving office.

-or-

The period covered is \_\_\_\_\_ through the date of leaving office.

Assuming Office: Date assumed \_\_\_\_\_

Candidate: Election year \_\_\_\_\_ and office sought, if different than Part 1: \_\_\_\_\_

**4. Schedule Summary (must complete) ▶ Total number of pages including this cover page: 1**

**Schedules attached**

Schedule A-1 - Investments - schedule attached

Schedule C - Income, Loans, & Business Positions - schedule attached

Schedule A-2 - Investments - schedule attached

Schedule D - Income - Gifts - schedule attached

Schedule B - Real Property - schedule attached

Schedule E - Income - Gifts - Travel Payments - schedule attached

-or-

None - No reportable interests on any schedule

**5. Verification**

MAILING ADDRESS STREET CITY STATE ZIP CODE  
 (Business or Agency Address Recommended - Public Document)

268 Bush Street #3712

San Francisco

CA

94104

DAYTIME TELEPHONE NUMBER

( 917 ) 375-1625

E-MAIL ADDRESS

dekuiz@gmail.com

I have used all reasonable diligence in preparing this statement. I have reviewed this statement and to the best of my knowledge the information contained herein and in any attached schedules is true and complete. I acknowledge this is a public document.

I certify under penalty of perjury under the laws of the State of California that the foregoing is true and correct.

Date Signed 03/30/2016  
 (month, day, year)

Signature   
 (File the originally signed statement with your filing official.)

**COVER PAGE**

Please type or print in ink.

NAME OF FILER (LAST) Lavi (FIRST) Judy (MIDDLE) Jamieson

**1. Office, Agency, or Court**

Agency Name (Do not use acronyms)

Rocketship Education Inc.

Division, Board, Department, District, if applicable

Your Position

Principal

► If filing for multiple positions, list below or on an attachment. (Do not use acronyms)

Agency: \_\_\_\_\_

Position: \_\_\_\_\_

**2. Jurisdiction of Office (Check at least one box)**

State

Judge or Court Commissioner (Statewide Jurisdiction)

Multi-County Santa Clara and San Mateo Counties

County of \_\_\_\_\_

City of \_\_\_\_\_

Other \_\_\_\_\_

**3. Type of Statement (Check at least one box)**

Annual: The period covered is January 1, 2015, through December 31, 2015.

Leaving Office: Date Left \_\_\_\_/\_\_\_\_/\_\_\_\_  
 (Check one)

-or-

The period covered is \_\_\_\_/\_\_\_\_/\_\_\_\_, through December 31, 2015.

The period covered is January 1, 2015, through the date of leaving office.

-or-

The period covered is \_\_\_\_/\_\_\_\_/\_\_\_\_, through the date of leaving office.

Assuming Office: Date assumed \_\_\_\_/\_\_\_\_/\_\_\_\_

Candidate: Election year \_\_\_\_\_ and office sought, if different than Part 1: \_\_\_\_\_

**4. Schedule Summary (must complete) ► Total number of pages including this cover page: \_\_\_\_\_**

**Schedules attached**

Schedule A-1 - Investments - schedule attached

Schedule C - Income, Loans, & Business Positions - schedule attached

Schedule A-2 - Investments - schedule attached

Schedule D - Income - Gifts - schedule attached

Schedule B - Real Property - schedule attached

Schedule E - Income - Gifts - Travel Payments - schedule attached

-or-

None - No reportable interests on any schedule

**5. Verification**

MAILING ADDRESS STREET CITY STATE ZIP CODE  
 (Business or Agency Address Recommended - Public Document)

350 Twin Dolphin Drive Redwood City CA 94065

DAYTIME TELEPHONE NUMBER

(408) 684-4028

E-MAIL ADDRESS

j1avi@rsed.org

I have used all reasonable diligence in preparing this statement. I have reviewed this statement and to the best of my knowledge the information contained herein and in any attached schedules is true and complete. I acknowledge this is a public document.

I certify under penalty of perjury under the laws of the State of California that the foregoing is true and correct.

Date Signed 3-23-16  
 (month, day, year)

Signature Judy Lavi  
 (File the originally signed statement with your filing official.)

**COVER PAGE**

Please type or print in ink.

NAME OF FILER (LAST) Liao (FIRST) Yunglynn (MIDDLE)

**1. Office, Agency, or Court**

Agency Name (Do not use acronyms)

Rocketship Education, Inc.

Division, Board, Department, District, if applicable

Your Position

Chief Program Officer

► If filing for multiple positions, list below or on an attachment. (Do not use acronyms)

Agency: \_\_\_\_\_ Position: \_\_\_\_\_

**2. Jurisdiction of Office (Check at least one box)**

- State
- Multi-County Santa Clara, San Mateo
- City of \_\_\_\_\_
- Judge or Court Commissioner (Statewide Jurisdiction)
- County of \_\_\_\_\_
- Other \_\_\_\_\_

**3. Type of Statement (Check at least one box)**

- Annual: The period covered is January 1, 2015, through December 31, 2015.
- or-
- The period covered is \_\_\_\_/\_\_\_\_/\_\_\_\_, through December 31, 2015.
- Assuming Office: Date assumed \_\_\_\_/\_\_\_\_/\_\_\_\_
- Candidate: Election year \_\_\_\_\_ and office sought, if different than Part 1: \_\_\_\_\_
- Leaving Office: Date Left \_\_\_\_/\_\_\_\_/\_\_\_\_ (Check one)
- The period covered is January 1, 2015, through the date of leaving office.
- or-
- The period covered is \_\_\_\_/\_\_\_\_/\_\_\_\_, through the date of leaving office.

**4. Schedule Summary (must complete) ► Total number of pages including this cover page: 1**

**Schedules attached**

- Schedule A-1 - Investments - schedule attached
- Schedule A-2 - Investments - schedule attached
- Schedule B - Real Property - schedule attached
- Schedule C - Income, Loans, & Business Positions - schedule attached
- Schedule D - Income - Gifts - schedule attached
- Schedule E - Income - Gifts - Travel Payments - schedule attached

-or-

**None** - No reportable interests on any schedule

**5. Verification**

MAILING ADDRESS STREET CITY STATE ZIP CODE  
(Business or Agency Address Recommended - Public Document)  
350 Twin Dolphin Drive, Suite 109 Redwood City CA 94065

DAYTIME TELEPHONE NUMBER E-MAIL ADDRESS  
( 510 ) 910-7639 lliao@rsed.org

I have used all reasonable diligence in preparing this statement. I have reviewed this statement and to the best of my knowledge the information contained herein and in any attached schedules is true and complete. I acknowledge this is a public document.

I certify under penalty of perjury under the laws of the State of California that the foregoing is true and correct.

Date Signed 3/28/2016  
(month, day, year)

Signature [Handwritten Signature]  
(File the originally signed statement with your filing official.)

COVER PAGE

Please type or print in ink.

NAME OF FILER (LAST) (FIRST) (MIDDLE)  
Lynch Carolyn Davies

1. Office, Agency, or Court

Agency Name (Do not use acronyms) Rocketship Education, Inc. VP, Strategy & Scalability  
Division, Board, Department, District, if applicable \_\_\_\_\_ Your Position \_\_\_\_\_

► If filing for multiple positions, list below or on an attachment. (Do not use acronyms)

Agency: \_\_\_\_\_ Position: \_\_\_\_\_

2. Jurisdiction of Office (Check at least one box)

State  Judge or Court Commissioner (Statewide Jurisdiction)  
 Multi-County Santa Clara, San Mateo  County of \_\_\_\_\_  
 City of \_\_\_\_\_  Other \_\_\_\_\_

3. Type of Statement (Check at least one box)

Annual: The period covered is January 1, 2015, through December 31, 2015.  
-or-  
The period covered is \_\_\_\_\_ through December 31, 2015.  
 Assuming Office: Date assumed \_\_\_\_\_  
 Leaving Office: Date Left \_\_\_\_\_ (Check one)  
 The period covered is January 1, 2015, through the date of leaving office.  
-or-  
 The period covered is \_\_\_\_\_ through the date of leaving office.  
 Candidate: Election year \_\_\_\_\_ and office sought, if different than Part 1: \_\_\_\_\_

4. Schedule Summary (must complete) ► Total number of pages including this cover page: \_\_\_\_\_

Schedules attached  
 Schedule A-1 - Investments - schedule attached  Schedule C - Income, Loans, & Business Positions - schedule attached  
 Schedule A-2 - Investments - schedule attached  Schedule D - Income - Gifts - schedule attached  
 Schedule B - Real Property - schedule attached  Schedule E - Income - Gifts - Travel Payments - schedule attached  
-or-  
 None - No reportable interests on any schedule

5. Verification

MAILING ADDRESS STREET CITY STATE ZIP CODE  
(Business or Agency Address Recommended - Public Document)  
350 Twin Dolphin Drive, Suite 109, Redwood City, CA 94065  
DAYTIME TELEPHONE NUMBER E-MAIL ADDRESS  
(877) 806-0920 clynch@rused.org

I have used all reasonable diligence in preparing this statement. I have reviewed this statement and to the best of my knowledge the information contained herein and in any attached schedules is true and complete. I acknowledge this is a public document.

I certify under penalty of perjury under the laws of the State of California that the foregoing is true and correct.

Date Signed 24 Mar 2016 Signature [Signature]  
(month, day, year) (File the originally signed statement with your filing official.)

**SCHEDULE A-2**  
**Investments, Income, and Assets**  
**of Business Entities/Trusts**  
 (Ownership Interest is 10% or Greater)

**CALIFORNIA FORM 700**  
 FAIR POLITICAL PRACTICES COMMISSION

Name  
Carolyn Davies Lynd

▶ 1. BUSINESS ENTITY OR TRUST

Presence Learning  
 Name

180 Montgomery Street, 20<sup>th</sup> Floor  
 Address (Business Address Acceptable)

SF, CA 94104

Check one  
 Trust, go to 2     Business Entity, complete the box, then go to 2

GENERAL DESCRIPTION OF THIS BUSINESS  
Telehealth services

FAIR MARKET VALUE                      IF APPLICABLE, LIST DATE:

\$0 - \$1,999                                      / / 15                      / / 15  
 \$2,000 - \$10,000                                      ACQUIRED                      DISPOSED  
 \$10,001 - \$100,000  
 \$100,001 - \$1,000,000  
 Over \$1,000,000

NATURE OF INVESTMENT  
 Partnership     Sole Proprietorship     joint ownership     Other

YOUR BUSINESS POSITION Co-Founder and Co-CEO

▶ 2. IDENTIFY THE GROSS INCOME RECEIVED (INCLUDE YOUR PRO RATA SHARE OF THE GROSS INCOME TO THE ENTITY/TRUST)

\$0 - \$499                       \$10,001 - \$100,000  
 \$500 - \$1,000                       OVER \$100,000  
 \$1,001 - \$10,000

▶ 3. LIST THE NAME OF EACH REPORTABLE SINGLE SOURCE OF INCOME OF \$10,000 OR MORE (Attach a separate sheet if necessary)

None    or     Names listed below

\_\_\_\_\_

\_\_\_\_\_

▶ 4. INVESTMENTS AND INTERESTS IN REAL PROPERTY HELD OR LEASED BY THE BUSINESS ENTITY OR TRUST

Check one box:  
 INVESTMENT     REAL PROPERTY

Name of Business Entity, if Investment, or Assessor's Parcel Number or Street Address of Real Property

\_\_\_\_\_

Description of Business Activity or City or Other Precise Location of Real Property

\_\_\_\_\_

FAIR MARKET VALUE                      IF APPLICABLE, LIST DATE:

\$2,000 - \$10,000                                      / / 15                      / / 15  
 \$10,001 - \$100,000                                      ACQUIRED                      DISPOSED  
 \$100,001 - \$1,000,000  
 Over \$1,000,000

NATURE OF INTEREST  
 Property Ownership/Deed of Trust     Stock     Partnership  
 Leasehold    \_\_\_\_\_     Other    \_\_\_\_\_  
    Yrs. remaining

Check box if additional schedules reporting investments or real property are attached

▶ 1. BUSINESS ENTITY OR TRUST

Name

Address (Business Address Acceptable)

Check one  
 Trust, go to 2     Business Entity, complete the box, then go to 2

GENERAL DESCRIPTION OF THIS BUSINESS

FAIR MARKET VALUE                      IF APPLICABLE, LIST DATE:

\$0 - \$1,999                                      / / 15                      / / 15  
 \$2,000 - \$10,000                                      ACQUIRED                      DISPOSED  
 \$10,001 - \$100,000  
 \$100,001 - \$1,000,000  
 Over \$1,000,000

NATURE OF INVESTMENT  
 Partnership     Sole Proprietorship     \_\_\_\_\_     Other

YOUR BUSINESS POSITION \_\_\_\_\_

▶ 2. IDENTIFY THE GROSS INCOME RECEIVED (INCLUDE YOUR PRO RATA SHARE OF THE GROSS INCOME TO THE ENTITY/TRUST)

\$0 - \$499                       \$10,001 - \$100,000  
 \$500 - \$1,000                       OVER \$100,000  
 \$1,001 - \$10,000

▶ 3. LIST THE NAME OF EACH REPORTABLE SINGLE SOURCE OF INCOME OF \$10,000 OR MORE (Attach a separate sheet if necessary)

None    or     Names listed below

\_\_\_\_\_

\_\_\_\_\_

▶ 4. INVESTMENTS AND INTERESTS IN REAL PROPERTY HELD OR LEASED BY THE BUSINESS ENTITY OR TRUST

Check one box:  
 INVESTMENT     REAL PROPERTY

Name of Business Entity, if Investment, or Assessor's Parcel Number or Street Address of Real Property

\_\_\_\_\_

Description of Business Activity or City or Other Precise Location of Real Property

\_\_\_\_\_

FAIR MARKET VALUE                      IF APPLICABLE, LIST DATE:

\$2,000 - \$10,000                                      / / 15                      / / 15  
 \$10,001 - \$100,000                                      ACQUIRED                      DISPOSED  
 \$100,001 - \$1,000,000  
 Over \$1,000,000

NATURE OF INTEREST  
 Property Ownership/Deed of Trust     Stock     Partnership  
 Leasehold    \_\_\_\_\_     Other    \_\_\_\_\_  
    Yrs. remaining

Check box if additional schedules reporting investments or real property are attached

Comments: \_\_\_\_\_



**SCHEDULE C**  
**Income, Loans, & Business**  
**Positions**  
 (Other than Gifts and Travel Payments)

**CALIFORNIA FORM 700**  
 FAIR POLITICAL PRACTICES COMMISSION

Name  
Carolyn Davies Lynch

▶ 1. INCOME RECEIVED

NAME OF SOURCE OF INCOME  
Presence Learning

ADDRESS (Business Address Acceptable)  
180 Montgomery Street, 20th Floor

BUSINESS ACTIVITY, IF ANY, OF SOURCE  
Telehealth Services SF, CA 94104

YOUR BUSINESS POSITION  
Spouse is Co-Founder and CO-CEO

GROSS INCOME RECEIVED  
 \$500 - \$1,000     \$1,001 - \$10,000  
 \$10,001 - \$100,000     OVER \$100,000

CONSIDERATION FOR WHICH INCOME WAS RECEIVED  
 Salary     Spouse's or registered domestic partner's income  
 (For self-employed use Schedule A-2.)

Partnership (Less than 10% ownership. For 10% or greater use Schedule A-2.)

Sale of \_\_\_\_\_  
 (Real property, car, boat, etc.)

Loan repayment

Commission or     Rental income, list each source of \$10,000 or more  
 \_\_\_\_\_  
 (Describe)

Other \_\_\_\_\_  
 (Describe)

▶ 1. INCOME RECEIVED

NAME OF SOURCE OF INCOME

ADDRESS (Business Address Acceptable)

BUSINESS ACTIVITY, IF ANY, OF SOURCE

YOUR BUSINESS POSITION

GROSS INCOME RECEIVED  
 \$500 - \$1,000     \$1,001 - \$10,000  
 \$10,001 - \$100,000     OVER \$100,000

CONSIDERATION FOR WHICH INCOME WAS RECEIVED  
 Salary     Spouse's or registered domestic partner's income  
 (For self-employed use Schedule A-2.)

Partnership (Less than 10% ownership. For 10% or greater use Schedule A-2.)

Sale of \_\_\_\_\_  
 (Real property, car, boat, etc.)

Loan repayment

Commission or     Rental income, list each source of \$10,000 or more  
 \_\_\_\_\_  
 (Describe)

Other \_\_\_\_\_  
 (Describe)

▶ 2. LOANS RECEIVED OR OUTSTANDING DURING THE REPORTING PERIOD

\* You are not required to report loans from commercial lending institutions, or any indebtedness created as part of a retail installment or credit card transaction, made in the lender's regular course of business on terms available to members of the public without regard to your official status. Personal loans and loans received not in a lender's regular course of business must be disclosed as follows:

NAME OF LENDER\* \_\_\_\_\_

ADDRESS (Business Address Acceptable) \_\_\_\_\_

BUSINESS ACTIVITY, IF ANY, OF LENDER \_\_\_\_\_

HIGHEST BALANCE DURING REPORTING PERIOD  
 \$500 - \$1,000  
 \$1,001 - \$10,000  
 \$10,001 - \$100,000  
 OVER \$100,000

INTEREST RATE \_\_\_\_\_%     None

TERM (Months/Years) \_\_\_\_\_

SECURITY FOR LOAN  
 None     Personal residence

Real Property \_\_\_\_\_  
 Street address \_\_\_\_\_  
 City \_\_\_\_\_

Guarantor \_\_\_\_\_

Other \_\_\_\_\_  
 (Describe)

Comments: \_\_\_\_\_

COVER PAGE

Please type or print in ink.

NAME OF FILER (LAST) (FIRST) (MIDDLE)  
Mateos JUAN ADOLFO

1. Office, Agency, or Court

Agency Name (Do not use acronyms)

Rocketship Education Inc.

Division, Board, Department, District, if applicable

Your Position

Principal

▶ If filing for multiple positions, list below or on an attachment. (Do not use acronyms)

Agency: \_\_\_\_\_ Position: \_\_\_\_\_

2. Jurisdiction of Office (Check at least one box)

- State
- Multi-County Santa Clara & San Mateo County
- City of \_\_\_\_\_
- Judge or Court Commissioner (Statewide Jurisdiction)
- County of \_\_\_\_\_
- Other \_\_\_\_\_

3. Type of Statement (Check at least one box)

- Annual: The period covered is January 1, 2015, through December 31, 2015.
- Leaving Office: Date Left \_\_\_\_/\_\_\_\_/\_\_\_\_ (Check one)
- The period covered is January 1, 2015, through the date of leaving office.
- Assuming Office: Date assumed \_\_\_\_/\_\_\_\_/\_\_\_\_
- The period covered is \_\_\_\_/\_\_\_\_/\_\_\_\_ through the date of leaving office.
- Candidate: Election year \_\_\_\_\_ and office sought, if different than Part 1: \_\_\_\_\_

4. Schedule Summary (must complete) ▶ Total number of pages including this cover page: \_\_\_\_\_

Schedules attached

- Schedule A-1 - Investments - schedule attached
- Schedule C - Income, Loans, & Business Positions - schedule attached
- Schedule A-2 - Investments - schedule attached
- Schedule D - Income - Gifts - schedule attached
- Schedule B - Real Property - schedule attached
- Schedule E - Income - Gifts - Travel Payments - schedule attached

-or-  
 None - No reportable interests on any schedule

5. Verification

MAILING ADDRESS STREET CITY STATE ZIP CODE  
(Business or Agency Address Recommended - Public Document)  
70 S. Jackson Ave. San Jose CA 95116  
DAYTIME TELEPHONE NUMBER E-MAIL ADDRESS  
(408) 708-5744 jmateos@rsed.org

I have used all reasonable diligence in preparing this statement. I have reviewed this statement and to the best of my knowledge the information contained herein and in any attached schedules is true and complete. I acknowledge this is a public document.

I certify under penalty of perjury under the laws of the State of California that the foregoing is true and correct.

Date Signed 3/23/16  
(month, day, year)

Signature [Signature]  
(File the originally signed statement with your filing official.)

COVER PAGE

Please type or print in ink.

NAME OF FILER (LAST) (FIRST) (MIDDLE)  
Nadeau Adam John

1. Office, Agency, or Court

Agency Name (Do not use acronyms)  
Rocketship Education  
Division, Board, Department, District, if applicable Your Position  
Vice President, Personalized Learning & Achieveme

► If filing for multiple positions, list below or on an attachment. (Do not use acronyms)

Agency: \_\_\_\_\_ Position: \_\_\_\_\_

2. Jurisdiction of Office (Check at least one box)

State Santa Clara & San Mateo  Judge or Court Commissioner (Statewide Jurisdiction)  
 Multi-County \_\_\_\_\_  County of \_\_\_\_\_  
 City of \_\_\_\_\_  Other \_\_\_\_\_

3. Type of Statement (Check at least one box)

Annual: The period covered is January 1, 2015, through December 31, 2015.  
-or- The period covered is \_\_\_\_/\_\_\_\_/\_\_\_\_ through December 31, 2015.  
 Assuming Office: Date assumed \_\_\_\_/\_\_\_\_/\_\_\_\_  
 Candidate: Election year \_\_\_\_\_ and office sought, if different than Part 1: \_\_\_\_\_  
 Leaving Office: Date Left \_\_\_\_/\_\_\_\_/\_\_\_\_ (Check one)  
 The period covered is January 1, 2015, through the date of leaving office.  
-or-  
 The period covered is \_\_\_\_/\_\_\_\_/\_\_\_\_, through the date of leaving office.

4. Schedule Summary (must complete) ► Total number of pages including this cover page: \_\_\_\_\_

Schedules attached

Schedule A-1 - Investments - schedule attached  Schedule C - Income, Loans, & Business Positions - schedule attached  
 Schedule A-2 - Investments - schedule attached  Schedule D - Income - Gifts - schedule attached  
 Schedule B - Real Property - schedule attached  Schedule E - Income - Gifts - Travel Payments - schedule attached  
-or-  
 None - No reportable interests on any schedule

5. Verification

MAILING ADDRESS STREET CITY STATE ZIP CODE  
(Business or Agency Address Recommended - Public Document)  
350 Twin Dolphin Drive, Suite 109 Redwood City CA 94065  
DAYTIME TELEPHONE NUMBER E-MAIL ADDRESS  
( 615 ) 294-8992 anadeau@rsed.org

I have used all reasonable diligence in preparing this statement. I have reviewed this statement and to the best of my knowledge the information contained herein and in any attached schedules is true and complete. I acknowledge this is a public document.

I certify under penalty of perjury under the laws of the State of California that the foregoing is true and correct.

Date Signed March 22, 2016 Signature   
(month, day, year) (File the originally signed statement with your filing official.)

**COVER PAGE**

Please type or print in ink.

NAME OF FILER (LAST) (FIRST) (MIDDLE)  
 O'Brien Jaclyn F

**1. Office, Agency, or Court**

Agency Name (Do not use acronyms)  
 Rocketship Education

Division, Board, Department, District, if applicable Your Position  
 Vice President, Schools

► If filing for multiple positions, list below or on an attachment. (Do not use acronyms)

Agency: \_\_\_\_\_ Position: \_\_\_\_\_

**2. Jurisdiction of Office (Check at least one box)**

- State \_\_\_\_\_
- Multi-County Santa Clara & San Mateo
- City of \_\_\_\_\_
- Judge or Court Commissioner (Statewide Jurisdiction)
- County of \_\_\_\_\_
- Other \_\_\_\_\_

**3. Type of Statement (Check at least one box)**

- Annual:** The period covered is January 1, 2015, through December 31, 2015.  
 -or-  
 The period covered is \_\_\_\_\_, through December 31, 2015.
- Assuming Office:** Date assumed \_\_\_\_\_
- Candidate:** Election year \_\_\_\_\_ and office sought, if different than Part 1: \_\_\_\_\_
- Leaving Office:** Date Left \_\_\_\_\_  
 (Check one)  
 The period covered is January 1, 2015, through the date of leaving office.  
 -or-  
 The period covered is \_\_\_\_\_, through the date of leaving office.

**4. Schedule Summary (must complete) ► Total number of pages including this cover page: \_\_\_\_\_**

**Schedules attached**

- Schedule A-1 - Investments – schedule attached
- Schedule C - Income, Loans, & Business Positions – schedule attached
- Schedule A-2 - Investments – schedule attached
- Schedule D - Income – Gifts – schedule attached
- Schedule B - Real Property -- schedule attached
- Schedule E - Income – Gifts – Travel Payments – schedule attached

-or-  
 **None - No reportable interests on any schedule**

**5. Verification**


MAILING ADDRESS STREET CITY STATE ZIP CODE  
 (Business or Agency Address Recommended - Public Document)  
 350 Twin Dolphin Drive, Suite 109 Redwood City CA 94065

DAYTIME TELEPHONE NUMBER E-MAIL ADDRESS  
 ( 530 ) 518-0554 jobrien@rsed.org

I have used all reasonable diligence in preparing this statement. I have reviewed this statement and to the best of my knowledge the information contained herein and in any attached schedules is true and complete. I acknowledge this is a public document.

I certify under penalty of perjury under the laws of the State of California that the foregoing is true and correct.

Date Signed March 22, 2016  
 (month, day, year)

Signature   
 (File the originally signed statement with your filing official.)

**COVER PAGE**

Please type or print in ink.

NAME OF FILER (LAST) SHINN (FIRST) HEIDY (MIDDLE) MERYUNG

**1. Office, Agency, or Court**

Agency Name (Do not use acronyms)

Rocketship Education Inc. Principal  
 Division, Board, Department, District, if applicable Your Position

► If filing for multiple positions, list below or on an attachment. (Do not use acronyms)

Agency: \_\_\_\_\_ Position: \_\_\_\_\_

**2. Jurisdiction of Office (Check at least one box)**

- State
- Multi-County Santa Clara + San Mateo
- City of \_\_\_\_\_
- Judge or Court Commissioner (Statewide Jurisdiction)
- County of \_\_\_\_\_
- Other \_\_\_\_\_

**3. Type of Statement (Check at least one box)**

- Annual: The period covered is January 1, 2015, through December 31, 2015.
- or-
- The period covered is \_\_\_\_/\_\_\_\_/\_\_\_\_, through December 31, 2015.
- Assuming Office: Date assumed \_\_\_\_/\_\_\_\_/\_\_\_\_
- Candidate: Election year \_\_\_\_\_ and office sought, if different than Part 1: \_\_\_\_\_
- Leaving Office: Date Left \_\_\_\_/\_\_\_\_/\_\_\_\_ (Check one)
- The period covered is January 1, 2015, through the date of leaving office.
- or-
- The period covered is \_\_\_\_/\_\_\_\_/\_\_\_\_, through the date of leaving office.

**4. Schedule Summary (must complete) ► Total number of pages including this cover page: \_\_\_\_\_**

**Schedules attached**

- Schedule A-1 - Investments – schedule attached
- Schedule A-2 - Investments – schedule attached
- Schedule B - Real Property – schedule attached
- Schedule C - Income, Loans, & Business Positions – schedule attached
- Schedule D - Income – Gifts – schedule attached
- Schedule E - Income – Gifts – Travel Payments – schedule attached

-or-

None - No reportable interests on any schedule

**5. Verification**

MAILING ADDRESS STREET CITY STATE ZIP CODE  
 (Business or Agency Address Recommended - Public Document)  
350 Twin Dolphin Drive Redwood City CA 94065  
 DAYTIME TELEPHONE NUMBER E-MAIL ADDRESS  
(877) 806-0920 hshinn@rsed.org

I have used all reasonable diligence in preparing this statement. I have reviewed this statement and to the best of my knowledge the information contained herein and in any attached schedules is true and complete. I acknowledge this is a public document.

I certify under penalty of perjury under the laws of the State of California that the foregoing is true and correct.

Date Signed 3/22/16 Signature [Signature]  
 (month, day, year) (File the originally signed statement with your filing official.)

COVER PAGE

Please type or print in ink.

NAME OF FILER (LAST) Smith (FIRST) Preston (MIDDLE) David

1. Office, Agency, or Court

Agency Name (Do not use acronyms)

Rocketship Education  
Division, Board, Department, District, if applicable

CEO  
Your Position

► If filing for multiple positions, list below or on an attachment. (Do not use acronyms)

Agency: \_\_\_\_\_ Position: \_\_\_\_\_

2. Jurisdiction of Office (Check at least one box)

- State
- Multi-County Santa Clara, San Mateo
- City of \_\_\_\_\_
- Judge or Court Commissioner (Statewide Jurisdiction)
- County of \_\_\_\_\_
- Other \_\_\_\_\_

3. Type of Statement (Check at least one box)

- Annual: The period covered is January 1, 2015, through December 31, 2015.
- or-
- The period covered is \_\_\_\_\_, through December 31, 2015.
- Assuming Office: Date assumed \_\_\_\_\_
- Leaving Office: Date Left \_\_\_\_\_ (Check one)
- The period covered is January 1, 2015, through the date of leaving office.
- or-
- The period covered is \_\_\_\_\_, through the date of leaving office.
- Candidate: Election year \_\_\_\_\_ and office sought, if different than Part 1: \_\_\_\_\_

4. Schedule Summary (must complete) ► Total number of pages including this cover page: \_\_\_\_\_

Schedules attached

- Schedule A-1 - Investments - schedule attached
- Schedule C - Income, Loans, & Business Positions - schedule attached
- Schedule A-2 - Investments - schedule attached
- Schedule D - Income - Gifts - schedule attached
- Schedule B - Real Property - schedule attached
- Schedule E - Income - Gifts - Travel Payments - schedule attached

-or-

None - No reportable interests on any schedule

5. Verification

MAILING ADDRESS STREET CITY STATE ZIP CODE  
 (Business or Agency Address Recommended - Public Document)

4163 Partridge Drive San Jose CA 95121

DAYTIME TELEPHONE NUMBER E-MAIL ADDRESS  
(408) 313 0265 preston@rzed.org

I have used all reasonable diligence in preparing this statement. I have reviewed this statement and to the best of my knowledge the information contained herein and in any attached schedules is true and complete. I acknowledge this is a public document.

I certify under penalty of perjury under the laws of the State of California that the foregoing is true and correct.

Date Signed 2.25.16  
(month, day, year)

Signature [Signature]  
(File the originally signed statement with your filing official.)

COVER PAGE

Please type or print in ink.

NAME OF FILER (LAST) Stern (FIRST) Andrew (MIDDLE) Jay

1. Office, Agency, or Court

Agency Name (Do not use acronyms)

Rocketship Education, Inc. Chief Business Officer

Division, Board, Department, District, if applicable

Your Position

► If filing for multiple positions, list below or on an attachment. (Do not use acronyms)

Agency: \_\_\_\_\_ Position: \_\_\_\_\_

2. Jurisdiction of Office (Check at least one box)

- State
- Multi-County Santa Clara, San Mateo
- City of \_\_\_\_\_
- Judge or Court Commissioner (Statewide Jurisdiction)
- County of \_\_\_\_\_
- Other \_\_\_\_\_

3. Type of Statement (Check at least one box)

- Annual: The period covered is January 1, 2015, through December 31, 2015.
- or- The period covered is \_\_\_\_\_ through December 31, 2015.
- Assuming Office: Date assumed \_\_\_\_\_
- Candidate: Election year \_\_\_\_\_ and office sought, if different than Part 1: \_\_\_\_\_
- Leaving Office: Date Left \_\_\_\_\_ (Check one)
- The period covered is January 1, 2015, through the date of leaving office.
- or-
- The period covered is \_\_\_\_\_ through the date of leaving office.

4. Schedule Summary (must complete) ► Total number of pages including this cover page: \_\_\_\_\_

Schedules attached

- Schedule A-1 - Investments - schedule attached
- Schedule A-2 - Investments - schedule attached
- Schedule B - Real Property - schedule attached
- Schedule C - Income, Loans, & Business Positions - schedule attached
- Schedule D - Income - Gifts - schedule attached
- Schedule E - Income - Gifts - Travel Payments - schedule attached

-or-

None - No reportable interests on any schedule

5. Verification

MAILING ADDRESS STREET CITY STATE ZIP CODE  
(Business or Agency Address Recommended - Public Document)  
350 Twin Dolphin Drive, Suite 109 Redwood City, CA 94065

DAYTIME TELEPHONE NUMBER E-MAIL ADDRESS  
(877) 806-0920 astern@rsel.org

I have used all reasonable diligence in preparing this statement. I have reviewed this statement and to the best of my knowledge the information contained herein and in any attached schedules is true and complete. I acknowledge this is a public document.

I certify under penalty of perjury under the laws of the State of California that the foregoing is true and correct.

Date Signed 3-22-16  
(month, day, year)

Signature   
(File the originally signed statement with your filing official.)

COVER PAGE

Please type or print in ink.

NAME OF FILER (LAST) (FIRST) (MIDDLE)  
Thomas Genevieve Marie

1. Office, Agency, or Court

Agency Name (Do not use acronyms)

Rocketship Education

Division, Board, Department, District, if applicable

Your Position

Vice President, Integrated Special Education

► If filing for multiple positions, list below or on an attachment. (Do not use acronyms)

Agency: \_\_\_\_\_ Position: \_\_\_\_\_

2. Jurisdiction of Office (Check at least one box)

- State
- Multi-County Santa Clara and San Mateo
- City of \_\_\_\_\_
- Judge or Court Commissioner (Statewide Jurisdiction)
- County of \_\_\_\_\_
- Other \_\_\_\_\_

3. Type of Statement (Check at least one box)

- Annual: The period covered is January 1, 2015, through December 31, 2015.
- or-
- The period covered is \_\_\_\_/\_\_\_\_/\_\_\_\_, through December 31, 2015.
- Assuming Office: Date assumed \_\_\_\_/\_\_\_\_/\_\_\_\_
- Leaving Office: Date Left \_\_\_\_/\_\_\_\_/\_\_\_\_ (Check one)
- The period covered is January 1, 2015, through the date of leaving office.
- or-
- The period covered is \_\_\_\_/\_\_\_\_/\_\_\_\_, through the date of leaving office.
- Candidate: Election year \_\_\_\_\_ and office sought, if different than Part 1: \_\_\_\_\_

4. Schedule Summary (must complete) ► Total number of pages including this cover page: \_\_\_\_\_

Schedules attached

- Schedule A-1 - Investments – schedule attached
- Schedule A-2 - Investments – schedule attached
- Schedule B - Real Property – schedule attached
- Schedule C - Income, Loans, & Business Positions – schedule attached
- Schedule D - Income – Gifts – schedule attached
- Schedule E - Income – Gifts – Travel Payments – schedule attached

-or-

None - No reportable interests on any schedule

5. Verification

MAILING ADDRESS STREET CITY STATE ZIP CODE  
(Business or Agency Address Recommended - Public Document)  
350 Twin Dolphin Drive, Suite 109 Redwood City CA 94065

DAYTIME TELEPHONE NUMBER E-MAIL ADDRESS  
(377) 806-0920 gthomas@rsed.org

I have used all reasonable diligence in preparing this statement. I have reviewed this statement and to the best of my knowledge the information contained herein and in any attached schedules is true and complete. I acknowledge this is a public document.

I certify under penalty of perjury under the laws of the State of California that the foregoing is true and correct.

Date Signed 03/28/2016  
(month, day, year)

Signature   
(File the originally signed statement with your filing official.)



COVER PAGE

Please type or print in ink.

NAME OF FILER (LAST) TRAN (FIRST) THU (MIDDLE) ANH

1. Office, Agency, or Court

Agency Name (Do not use acronyms)

ROCKETSHIP EDUCATION INC.

Division, Board, Department, District, if applicable

Your Position

PRINCIPAL

▶ If filing for multiple positions, list below or on an attachment. (Do not use acronyms)

Agency: \_\_\_\_\_ Position: \_\_\_\_\_

2. Jurisdiction of Office (Check at least one box)

State

Multi-County Santa Clara, San Mateo

City of \_\_\_\_\_

Judge or Court Commissioner (Statewide Jurisdiction)

County of \_\_\_\_\_

Other \_\_\_\_\_

3. Type of Statement (Check at least one box)

Annual: The period covered is January 1, 2015, through December 31, 2015.

-or-

The period covered is \_\_\_\_\_ through December 31, 2015.

Assuming Office: Date assumed \_\_\_\_\_

Candidate: Election year \_\_\_\_\_ and office sought, if different than Part 1: \_\_\_\_\_

Leaving Office: Date Left \_\_\_\_\_ (Check one)

The period covered is January 1, 2015, through the date of leaving office.

-or-

The period covered is \_\_\_\_\_ through the date of leaving office.

4. Schedule Summary (must complete) ▶ Total number of pages including this cover page: \_\_\_\_\_

Schedules attached

Schedule A-1 - Investments - schedule attached

Schedule A-2 - Investments - schedule attached

Schedule B - Real Property - schedule attached

Schedule C - Income, Loans, & Business Positions - schedule attached

Schedule D - Income - Gifts - schedule attached

Schedule E - Income - Gifts - Travel Payments - schedule attached

-or-

None - No reportable interests on any schedule

5. Verification

MAILING ADDRESS STREET CITY STATE ZIP CODE  
(Business or Agency Address Recommended - Public Document)

350 Twin Dolphin

Redwood City

CA

94065

DAYTIME TELEPHONE NUMBER

(408) 622-6657

E-MAIL ADDRESS

atran@rsed.org

I have used all reasonable diligence in preparing this statement. I have reviewed this statement and to the best of my knowledge the information contained herein and in any attached schedules is true and complete. I acknowledge this is a public document.

I certify under penalty of perjury under the laws of the State of California that the foregoing is true and correct.

Date Signed 3/23/2016  
(month, day, year)

Signature [Signature]  
(File the originally signed statement with your filing official.)