



# Santa Clara County Office of Education

2022-2023

## **ANNUAL CHARTER SCHOOLS DATA BOOK**

CHARTER SCHOOLS DEPARTMENT  
OFFICE OF THE SUPERINTENDENT



Santa Clara County  
Office of Education

---

2022-2023  
**ANNUAL CHARTER  
SCHOOLS DATA BOOK**

# Santa Clara County Board of Education



**Maimona Afzal Berta**  
*Board Member*

Area 6: Alum Rock, Mt. Pleasant, and Franklin-McKinley and corresponding portion of East Side Union High school districts and a small portion of San José Unified



**Victoria Chon**  
*Board President*

Area 5: Majority portion of Santa Clara Unified, Milpitas Unified, Orchard, Berryessa Union, and corresponding portion of East Side Union High school districts



**Joseph Di Salvo**  
*Board Member*

Area 4: Majority portion of San José Unified, a portion of Oak Grove and corresponding portion of East Side Union High school districts



**Raeena Lari**  
*Board Member*

Area 7: Morgan Hill Unified, Gilroy Unified, Evergreen, and a portion of Oak Grove and corresponding portion of East Side Union High school districts



**Grace H. Mah**  
*Board Member*

Area 1: Palo Alto Unified, Los Altos, Mountain View Whisman, Mountain View-Los Altos Union High school districts and a majority portion of Sunnyvale school district and the corresponding portions of Fremont Union High school district



**Don Rocha**  
*Board Member*

Area 3: Campbell Union, Luther Burbank, Moreland Union and Campbell Union High school districts and a small portion of San José Unified and Santa Clara Unified



**Tara Sreekrishnan**  
*Board Vice President*

Area 2: Cupertino Union, Lakeside Joint, Loma Prieta Joint Union, Los Gatos Union, Saratoga Union, and Los Gatos-Saratoga Joint High school district and small portions of Santa Clara Unified and Sunnyvale and the corresponding portion of Fremont Union High



## A Message from the Santa Clara County Board of Education and the County Superintendent of Schools

Since the Charter School Act passed in 1992, California has funded charter schools, or public schools established and operated independently from the existing school district structures. Local public-school boards and county boards of education such as the Santa Clara County Board of Education (SCCBOE) have the authority to approve or deny charter school petitions, or applications, on appeal from school districts, authorize countywide charter schools, and renew or non-renew charter petitions. The SCCBOE is currently the chartering authority for 22 charter schools in Santa Clara County. Effective July 1, 2023, that number will change to 21 with the closure of a countywide charter school serving grades 6-12.

This past year, the Santa Clara County Office of Education (SCCOE) transitioned its charter school oversight and monitoring duties from virtual to hybrid, conducting classroom observations and interviews with school leadership and students in person while meetings with other educational partners such as teachers and parents were conducted virtually to ensure the 10,457 students enrolled in SCCBOE-authorized charter schools have access to high quality education.

In the tenth edition of our Annual Charter School Data Book (2022-23), we highlight information of interest to the performance and progress of the SCCBOE-authorized charter schools. The information and data provided has been obtained from the California Department of Education and the respective charter schools. To identify strengths and areas for improvement, California reports how districts, schools (including charter schools and alternative schools), and student groups are performing across state and local measures. For the past two years, however, many state and federal accountability requirements were waived or adjusted due to the impact of the COVID-19 pandemic on LEAs, schools, students, and staff.

This year, the requirements to hold schools and districts accountable for student performances have returned. However, for state measures, where performance is typically based on two factors - current year results and whether results improved from the prior year - the 2022 Dashboard displays only the current year of data (known as Status). For this one year, performance levels are reported using one of Five Status levels (ranging from Very High, High, Medium, Low, and very Low) for state measures. Data for Change, or the difference from prior year, is not reported.

We caution against comparing the 2021-22 data to the results for the two prior years. Interpretations of the data should be made keeping in mind the specific context and conditions at each school.

Sincerely,



**Dr. Mary Ann Dewan**  
County Superintendent of Schools





**Victoria Chon, President**  
County Board of Education

# Contents

SCCOE Charter Schools Snapshot . . . . .	4
Charter School Enrollment. . . . .	5
Charter School Demographics. . . . .	6
Santa Clara County District Demographics . . . . .	7
Student Performance . . . . .	8
Student Performance . . . . .	9
2021-22 California School Dashboard Charter Information. . . . .	10
2021-22 California School Dashboard District Information . . . . .	11
Special Education: Students with Individualized Education Plans (IEPs) . . . . .	12
Charter School Suspension & Expulsion Report . . . . .	13
2021-22 Charter School Financial Status . . . . .	14
Santa Clara County Enrollment . . . . .	15
ACE Empower Academy . . . . .	16
Alpha: Cornerstone Academy Preparatory . . . . .	18
Alpha: José Hernández . . . . .	20
Bullis Charter School. . . . .	22
Discovery Charter School I (Phoenix) . . . . .	24
Discovery Charter School II (Falcon). . . . .	26
Downtown College Prep (DCP) - Alum Rock . . . . .	28
Opportunity Youth Academy (OYA) . . . . .	30
Rocketship Alma Academy . . . . .	32
Rocketship Academy for Brilliant Minds. . . . .	34
Rocketship Discovery Prep . . . . .	36
Rocketship Fuerza Community Prep . . . . .	38
Rocketship Los Sueños Academy . . . . .	40
Rocketship Mateo Sheedy . . . . .	42
Rocketship Rising Stars Academy . . . . .	44
Rocketship Sí Se Puede . . . . .	46
Summit Public School: Denali . . . . .	48
Summit Public School: Tahoma . . . . .	50
Sunrise Middle School . . . . .	52
University Preparatory Academy Charter . . . . .	54
Voices College-Bound Language Academy at Morgan Hill . . . . .	56
Voices College-Bound Language Academy at Mt. Pleasant . . . . .	58
SCCBOE Authorizer Petition History . . . . .	60
Selected Text From Charter School-Related Education Codes . . . . .	64
Acronyms . . . . .	73
Informational Sources . . . . .	74
Acknowledgements . . . . .	75
2022-23 SCCOE Charter Schools Directory . . . . .	76

# SCCOE Charter Schools Snapshot



For the current school year (2022-23), the SCCBOE did not review renewal petitions due to the Governor's approval of Assembly Bill 130 which extends the terms of all charter schools whose terms expire on or between January 1, 2022, and June 30, 2025, inclusive, by two years.

## 22 Charter Schools 10,457 Students Enrolled

### Authorized Grade Level

1	TK-4
7	TK-5
5	TK-8
2	K-8
2	5-8
2	6-12
1	7-12
2	9-12

3.7%	African American
21.6%	Asian
58.6%	Hispanic
8.5%	White
34.7%	English Learners
52.0%	Socioeconomically Disadvantaged

**Total Charter School Revenues** \$171,179,279\*\*

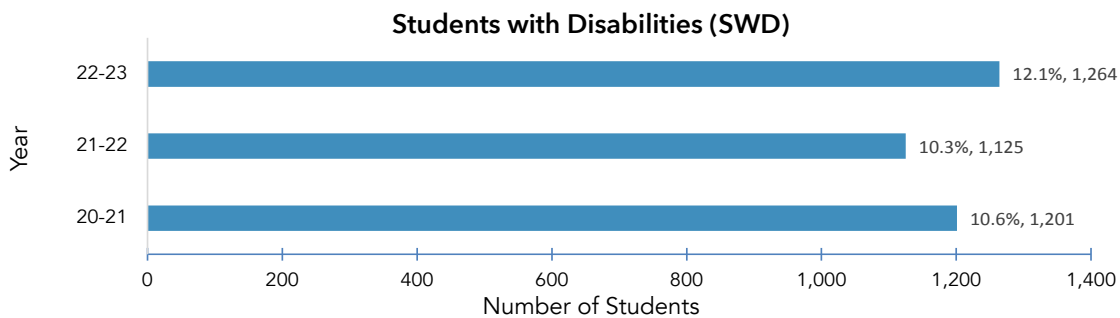
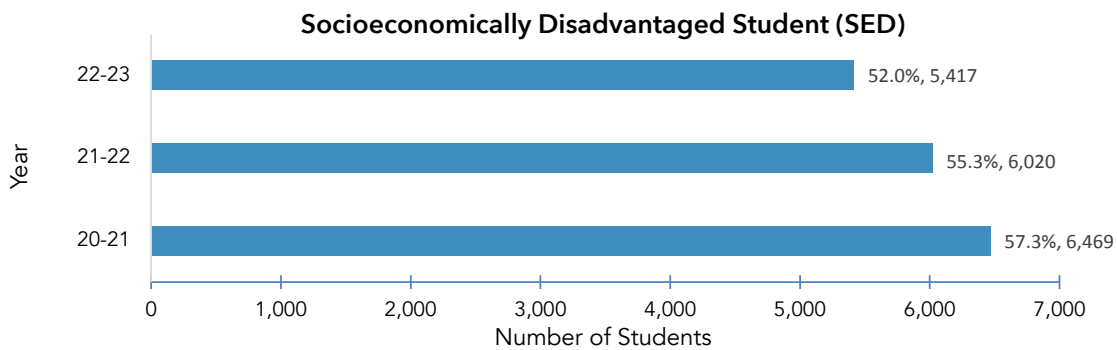

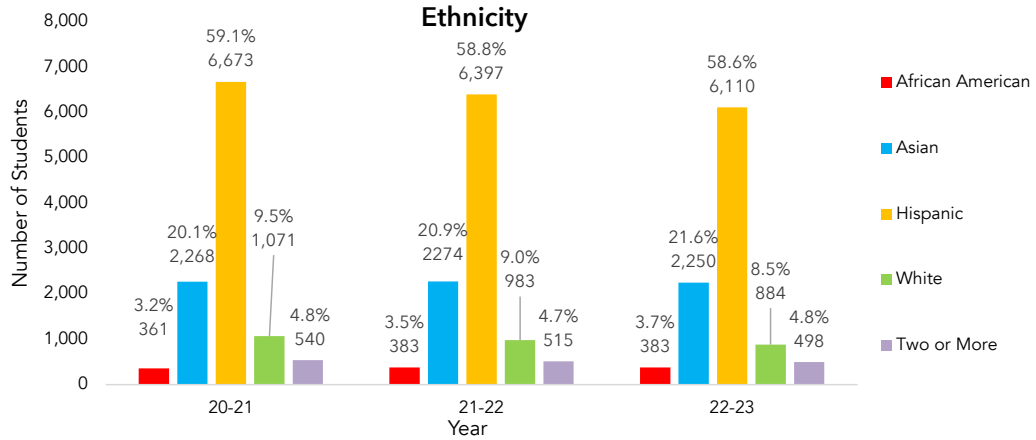
**Total Charter School Expenditures** \$168,001,930\*\*

Source: 2021-22 California Department of Education, available at <http://dq.cde.ca.gov/dataquest>

\*\* Refer to chart on page 14 "2021-22 School Financial Status"

# Charter School Enrollment

SCCBOE-authorized charter school enrollment generally reflects a higher percentage of students who are identified as Hispanic, English Learners, and socioeconomically disadvantaged than enrollment in other Santa Clara County districts.



Source: California Department of Education, available at <http://dq.cde.ca.gov/dataquest>

# Charter School Demographics

School	Grades Served	Enrollment			African American			Asian			Hispanic			White			SED			EL		
		20-21	21-22	22-23	20-21	21-22	22-23	20-21	21-22	22-23	20-21	21-22	22-23	20-21	21-22	22-23	20-21	21-22	22-23	20-21	21-22	22-23
					%			%			%			%			%			%		
ACE Empower <sup>2</sup>	5 to 8	223	208	191	0.4	0.0	0.0	0.9	0.5	1.0	97.3	98.1	98.4	0.4	0.5	0.5	92.4	88.5	64.9	52.5	59.1	64.9
Alpha: Cornerstone <sup>2</sup>	TK to 8	521	521	520	1.3	1.5	1.7	55.1	56.8	54.4	32.6	29.9	31.3	1.7	2.3	2.3	59.3	51.4	53.5	30.7	32.6	27.5
Alpha: José Hernández <sup>2</sup>	TK to 3, 5 to 8	378	412	451	0.5	0.5	0.2	4.2	3.2	2.2	90.5	92.7	95.1	2.1	1.0	0.4	92.3	93.2	93.6	57.1	61.9	66.5
Bullis Charter School <sup>2</sup>	TK to 8	1,093	1,067	1,058	0.4	0.2	0.1	55.1	56.8	59.0	3.3	4.4	4.2	21.3	19.6	18.1	1.7	1.3	1.9	6.7	5.7	6.1
Discovery I (Phoenix) <sup>2</sup>	K to 8	553	537	535	6.5	7.4	8.2	33.3	35.6	35.5	14.5	12.7	12.3	34.4	31.7	29.5	9.4	8.0	10.3	13.0	15.5	13.3
Discovery II (Falcon) <sup>2</sup>	TK to 8	574	541	488	3.8	4.3	4.9	19.2	20.9	22.3	22.6	24.0	22.3	37.8	34.4	33.2	11.0	10.2	13.7	8.0	7.6	9.4
Downtown College Prep - Alum Rock <sup>2</sup>	6 to 12	669	614	529	1.0	1.0	1.3	4.8	4.2	4.5	89.2	88.1	89.4	1.0	1.1	0.9	80.0	79.3	80.3	33.0	34.5	31.2
Opportunity Youth Academy <sup>1</sup>	9 to 12	310	308	337	4.8	5.5	3.6	2.6	1.0	1.5	87.4	87.7	88.4	2.6	2.6	4.5	80.6	89.0	88.4	27.7	21.1	18.4
Rocketship Alma Academy <sup>1</sup>	TK to 5	514	516	515	8.0	8.7	7.8	2.9	3.3	2.7	84.8	83.5	85.6	2.1	2.3	2.1	82.7	77.1	78.1	55.6	59.7	59.8
Rocketship Brilliant Minds <sup>1</sup>	TK to 5	606	524	504	1.3	1.3	1.0	14.9	15.6	18.5	77.6	77.9	75.6	0.5	1.3	1.6	82.5	76.7	76.6	56.6	57.8	56.9
Rocketship Discovery Prep <sup>1</sup>	TK to 5	521	464	437	1.9	1.9	2.1	15.2	14.7	12.4	77.0	79.7	81.7	1.3	1.5	1.8	79.3	74.1	78.3	58.0	61.4	58.8
Rocketship Fuerza <sup>2</sup>	TK to 5	631	578	560	0.6	0.5	0.7	15.1	14.7	13.8	77.3	77.9	78.8	1.1	1.4	1.6	76.7	71.8	78.4	61.2	64.9	63.8
Rocketship Los Sueños <sup>1</sup>	TK to 5	452	400	369	1.3	0.5	0.5	6.6	6.5	6.5	87.8	89.8	91.6	0.4	1.0	0.3	88.5	86.0	85.4	52.7	62.8	66.1
Rocketship Mateo Sheedy <sup>2</sup>	TK to 5	511	479	493	11.9	13.4	13.2	6.5	5.2	4.5	77.5	77.5	77.9	0.6	1.9	2.0	82.6	76.6	77.1	55.6	57.8	57.8
Rocketship Rising Stars <sup>2</sup>	TK to 4	616	608	593	1.5	2.1	1.9	29.2	32.6	31.0	64.0	62.3	62.9	0.8	0.2	0.8	74.7	72.4	73.7	54.5	60.0	52.3
Rocketship Si Se Puede <sup>2</sup>	TK to 5	379	330	324	1.3	1.8	1.5	7.9	7.9	7.1	86.5	83.6	85.8	1.8	3.6	2.8	85.8	83.6	85.2	65.2	68.8	65.4
Summit: Denali <sup>1</sup>	6 to 12	634	677	643	1.1	1.0	1.1	19.9	22.3	22.1	32.3	33.4	35.1	27.8	25.1	28.5	29.8	25.6	28.5	10.3	8.6	7.3
Summit: Tahoma <sup>2</sup>	9 to 12	470	371	314	2.8	3.2	3.2	14.3	13.2	13.7	51.5	49.6	41.4	18.9	21.8	26.4	34.7	29.4	25.2	12.6	8.9	9.9
Sunrise Middle School <sup>2</sup>	5 to 8	260	289	308	1.5	0.7	0.3	2.3	3.1	3.6	91.5	91.7	94.2	2.3	2.1	0.3	92.3	87.5	85.7	51.2	50.2	41.9
University Prep Academy <sup>1</sup>	7 to 12	702	716	713	13.8	15.9	17.5	39.0	40.1	43.9	25.2	22.9	19.1	10.4	8.7	6.7	34.0	32.5	30.6	5.3	5.6	4.3
Voices: Morgan Hill <sup>2</sup>	TK to 8	363	392	289	0.3	0.0	0.0	0.3	0.5	1.0	97.8	98.2	97.9	1.4	1.0	0.7	71.3	78.1	64.7	55.6	60.5	59.9
Voices: Mt. Pleasant <sup>2</sup>	TK to 8	315	336	286	0.3	0.3	0.3	0.3	0.0	0.0	96.2	98.5	98.6	1.3	0.9	0.3	53.0	74.7	64.0	44.8	54.5	54.5
		11,295	10,888	10,457	3.2	3.5	3.7	20.1	20.9	21.6	59.1	58.8	58.6	9.5	9.0	8.5	57.3	55.3	52.0	35.9	37.6	34.7

Source: California Department of Education, available at <http://dq.cde.ca.gov/dataquest>

<sup>1</sup>Countywide - Defined in Education Code Section 47605.5 or see page 67.

<sup>2</sup>District Appeal - Defined in Education Code Section 47605(k) or see page 64.



# Santa Clara County District Demographics

District	Enrollment			African American			Asian			Hispanic			White			SED			EL		
	20-21	21-22	22-23	20-21	21-22	22-23	20-21	21-22	22-23	20-21	21-22	22-23	20-21	21-22	22-23	20-21	21-22	22-23	20-21	21-22	22-23
				%			%			%			%			%			%		
Alum Rock Union Elementary	9,850	9,226	8,807	1.0	1.1	0.9	12.1	11.9	11.5	78.5	78.6	79.3	1.6	1.5	1.7	79.1	79.1	77.5	37.1	43.1	44.4
Berryessa Union Elementary	6,534	6,258	5,940	1.2	1.4	1.3	53.6	52.4	51.6	22.9	24.0	25.1	4.5	4.6	4.5	28.9	30.2	29.2	23.8	27.3	24.5
Cambrian	3,172	2,985	2,919	2.2	2.0	1.9	21.8	22.1	21.0	23.7	26.0	27.7	37.1	34.3	33.2	13.6	13.7	19.1	11.4	13.0	13.9
Campbell Union	6,622	6,230	6,253	3.3	3.7	3.8	16.4	16.3	16.8	47.1	47.0	47.4	22.3	22.5	21.3	42.2	41.1	35.9	24.3	28.8	28.5
Campbell Union High	8,606	8,583	8,639	2.7	2.5	2.5	18.7	19.5	20.2	33.8	34.8	36.2	35.9	32.7	31.0	27.7	39.1	41.7	7.0	7.2	7.8
Cupertino Union	15,663	14,084	13,467	0.5	0.7	0.7	72.4	71.5	70.0	5.3	5.9	6.6	13.3	12.6	12.4	5.9	13.1	16.1	14.0	17.5	16.4
East Side Union High	25,946	25,174	24,514	1.8	1.7	1.6	33.0	32.3	32.5	50.9	52.1	52.7	4.7	4.6	4.4	51.8	50.6	47.1	19.1	21.1	22.5
Evergreen Elementary	9,789	9,165	8,880	1.3	1.3	1.2	56.9	56.9	56.3	24.5	25.0	26.5	4.9	4.4	4.0	27.6	28.9	32.7	23.6	26.1	26.0
Franklin-McKinley Elementary	8,980	8,402	8,107	1.7	1.4	1.4	31.2	31.3	30.1	59.8	60.2	61.7	2.0	2.0	1.9	73.8	71.1	63.0	41.3	48.4	48.2
Fremont Union High	10,836	10,296	10,019	0.8	0.9	0.8	58.0	56.8	55.7	14.7	15.8	17.5	15.4	14.6	13.7	14.3	15.3	14.2	7.7	8.4	9.2
Gilroy Unified	11,360	11,164	10,972	1.4	1.4	1.2	4.2	4.5	4.7	70.8	70.5	70.6	14.8	13.8	13.0	56.8	56.1	53.2	21.6	25	26.9
Lakeside Joint	66	67	74	0.0	0.0	0.0	16.7	11.9	10.8	9.1	4.5	6.8	57.6	65.7	66.2	6.1	9	13.5	15.2	13.4	14.9
Loma Prieta Elementary	441	424	436	0.5	0.2	0.5	2.9	2.4	3.0	12.2	16.0	18.3	70.7	68.6	65.1	5.9	8.3	9.2	3.6	4.5	4.1
Los Altos Elementary	3,576	3,347	3,355	0.6	0.6	0.5	34.8	36.3	38.0	8.4	9.6	9.4	41.1	38.8	36.2	6.7	7.0	7.0	9.5	10.2	10.2
Los Gatos Union Elementary	2,710	2,618	2,626	0.6	0.8	0.8	22.1	24.2	26.5	6.8	6.7	7.9	60.4	57.2	52.4	4.1	4.6	4.0	4.1	6.5	7.2
Los Gatos-Saratoga Joint Union High	3,470	3,382	3,269	0.2	0.2	0.4	32.0	32.8	31.4	7.8	8.0	8.5	46.3	44.0	42.8	5.2	6.7	11.6	1.0	1.4	1.8
Luther Burbank	475	437	422	2.5	2.5	2.4	1.3	1.4	1.9	90.1	92.0	91.7	2.9	1.1	1.4	87.4	87.6	85.5	48.8	49.9	51.7
Milpitas Unified	10,413	10,072	9,967	1.7	1.8	1.8	52.9	53.0	53.6	19.7	19.8	19.6	4.2	4.0	4.2	29.2	30.0	34.7	22.7	24.0	22.2
Moreland	4,364	4,043	3,940	3.0	2.9	2.8	33.3	33.3	32.0	29.8	30.9	32.9	21.9	20.5	19.3	26.1	32.3	35.2	24.2	27.1	28.4
Morgan Hill Unified	8,894	8,664	8,667	1.4	1.4	1.2	8.9	8.5	8.7	50.5	52.1	52.5	28.6	27.0	26.0	36.8	38.8	37.7	15.3	16.7	16.9
Mountain View Whisman	4,753	4,522	4,522	1.3	1.3	1.3	20.5	21.2	21.6	35.6	37.1	38.5	26.7	24.9	23.5	29.3	27.2	30.6	18.9	21.6	22.6
Mountain View-Los Altos Union High	4,563	4,539	4,448	1.2	1.3	1.1	24.9	25.2	26.6	25.6	26.1	25.7	37.6	36.5	34.7	15.6	15.4	17.0	5.4	6.3	7.3
Mt. Pleasant Elementary	1,929	1,710	1,648	1.7	2.0	2.1	13.9	14.3	13.3	75.7	75.2	76.8	2.6	2.8	2.4	56.5	63.1	69.5	42.8	46.2	43.0
Oak Grove Elementary	9,362	8,860	8,663	2.9	2.8	2.6	22.2	22.0	20.9	47.6	49.2	51.2	15.3	13.9	13.5	29.0	28.5	38.2	20.5	23.9	24.6
Orchard Elementary	815	765	763	4.9	4.3	3.3	40.6	37.0	36.0	33.0	34.9	39.4	6.7	6.3	4.5	32.9	45.8	48.0	33.3	38.0	32.1
Palo Alto Unified	10,754	10,509	10,318	1.7	1.8	1.8	37.5	38.3	39.5	13.9	14.9	15.3	33.9	32.1	30.2	11.0	11.7	11.9	8.6	9.0	9.2
Santa Clara COE	12,508	11,935	11,528	3.4	3.6	3.7	20.7	21.4	22.1	57.8	57.6	57.4	10.1	9.6	9.0	57.5	54.8	55.6	36.1	37.5	36.2
Santa Clara Unified	14,808	14,028	13,919	2.5	2.6	2.6	31.7	31.2	30.4	33.8	35.0	36.6	19.0	18.3	17.8	37.8	30.2	43.0	22.0	25.8	22.3
San José Unified	28,710	26,901	26,479	2.5	2.4	2.3	13.7	13.5	13.3	52.9	53.8	54.8	22.4	21.7	20.7	41.0	41.3	45.6	19.6	22.3	23.3
Saratoga Union Elementary	1,657	1,596	1,625	0.2	0.2	0.2	57.0	59.6	60.8	5.2	4.4	4.6	24.2	21.9	20.1	3.4	2.8	3.3	5.1	7.1	6.8
Sunnyvale	5,950	5,480	5,465	1.3	1.3	1.3	29.8	28.1	27.0	29.7	33.8	37.1	21.4	19.9	19.0	27.0	30.3	35.0	25.7	29.5	29.5
Union Elementary	5,727	5,447	5,355	1.1	1.1	0.9	34.3	37.0	38.4	15.4	14.6	15.3	38.6	36.9	34.9	9.9	9.5	9.9	10.1	14.4	15.3
Santa Clara County	253,303	240,913	235,992	1.7	1.7	1.8	29.1	27.9	30.6	34.1	34.9	40.2	23.4	22.5	16.2	30.9	32.0	37.5	19.5	21.9	22.5

Source: California Department of Education, available at <http://dq.cde.ca.gov/dataquest>

# Student Performance

The Local Control Funding Formula (LCFF) determines how all local education agencies (LEAs) in the state are funded, how they are measured for results, and the services and supports they receive to allow all students to succeed to their greatest potential. California's accountability system is based on multiple measures that assess how LEAs and schools meet the needs of their students. Performance on these measures is reported on the California School Dashboard. The measures displayed on the Dashboard are based on factors that contribute to a quality education including high school graduation rates, college/career readiness, student test scores, English Learner (EL) progress, suspension rates, and parent engagement. Due to COVID-19, all statewide testing was cancelled or optional for 2019-21. The table below reflects the year-to-year student performance for Santa Clara County Board of Education (SCCCBOE)-authorized charter schools on the Smarter Balanced Summative Assessments (SBAC) in ELA for the three most recent years of available data. School district information has been also added to allow for comparison between the charter school and the district in which it is located.

School	ENGLISH LANGUAGE ARTS (ELA)											
	All			SED			EL			Hispanic		
	17-18	18-19	21-22	17-18	18-19	21-22	17-18	18-19	21-22	17-18	18-19	21-22
	% met/exceed standards			% met/exceed standards			% met/exceed standards			% met/exceed standards		
ACE Empower	17	19	19	16	19	18	6	6	5	16	18	19
Alpha: Cornerstone	**	**	62	**	**	56	**	**	14	**	**	38
Alpha: José Hernández	31	32	20	29	31	21	14	14	1	29	31	19
Bullis Charter School	93	90	93	*	*	64	73	31	56	79	90	89
Discovery I (Phoenix)	73	72	73	50	42	31	*	53	30	45	60	57
Discovery II (Falcon)	65	61	55	*	24	13	25	31	19	44	40	33
Downtown College Prep - Alum Rock	35	36	35	32	31	31	6	3	7	33	34	32
Opportunity Youth Academy	10.5	13	27	12.5	16	27	*	0	13	10	13	28
Rocketship Alma Academy	47	63	44	46	61	40	24	42	32	43	61	39
Rocketship Brilliant Minds	41	41	57	41	36	55	25	11	40	35	34	53
Rocketship Discovery Prep	45	38	29	53	37	25	28	30	13	38	31	21
Rocketship Fuerza	56	54	38	52	51	33	44	32	21	51	50	30
Rocketship Los Sueños	41	39	30	39	37	26	23	9	17	39	35	24
Rocketship Mateo Sheedy	49	58	38	48	56	36	25	36	19	46	56	33
Rocketship Rising Stars	46	61	62	42	56	63	37	44	44	38	52	51
Rocketship Sí Se Puede	37	38	36	34	33	33	25	22	25	31	35	33
Summit: Denali	73	80	70	37	52	54	13	28	20	43	59	56
Summit: Tahoma	76	63	69	64	43	48	*	*	*	67	49	60
Sunrise Middle School	46	48	37	46	47	37	18	23	13	46	49	37
University Preparatory Academy	79	74	75	60	57	58	35	7	30	58	43	57
Voices: Morgan Hill	39	42	33	36	35	28	30	24	18	36	39	32
Voices: Mt. Pleasant	43	43	33	38	41	28	27	25	18	44	42	32

Alum Rock School District	39	38	28	35	34	24	7	5	6	34	32	22
Franklin-McKinley School District	45	45	37	38	39	33	8	12	13	30	31	25
San José Unified School District	56	55	52	34	33	27	11	14	8	37	36	32
East Side Union High School District	61	62	63	48	50	48	9	8	11	44	43	42
Morgan Hill Unified School District	49	49	47	29	29	29	6	9	10	34	34	32
COUNTY	63	63	61	39	39	36	18	17	17	38	38	34
STATE	50	51	47	38	39	35	13	13	13	39	41	36

\*Amount not available or subgroup not numerically significant

\*\*No data provided for Alpha: Cornerstone Academy Preparatory School, as it was not an SCCBOE authorized school in the listed school years.

Source: 2021-22 <https://caaspp-elpac.ets.org/caaspp/>

# Student Performance

The Local Control Funding Formula (LCFF) determines how all local education agencies (LEAs) in the state are funded, how they are measured for results, and the services and supports they receive to allow all students to succeed to their greatest potential. California's accountability system is based on multiple measures that assess how LEAs and schools meet the needs of their students. Performance on these measures is reported on the California School Dashboard. The measures displayed on the Dashboard are based on factors that contribute to a quality education including high school graduation rates, college/career readiness, student test scores, English Learner (EL) progress, suspension rates, and parent engagement. Due to COVID-19, all statewide testing was cancelled or optional for 2019-21. The table below reflects the year-to-year student performance for Santa Clara County Board of Education (SCCCBOE)-authorized charter schools on the Smarter Balanced Summative Assessments (SBAC) in Math for the three most recent years of available data. School district information has been also added to allow for comparison between the charter school and the district in which it is located.

School	MATHEMATICS											
	All			SED			EL			Hispanic		
	17-18	18-19	21-22	17-18	18-19	21-22	17-18	18-19	21-22	17-18	18-19	21-22
	% met/exceed standards			% met/exceed standards			% met/exceed standards			% met/exceed standards		
ACE Empower	23	18	11	22	17	10	11	7	4	22	17	11
Alpha: Cornerstone	**	**	61	**	**	53	**	**	23	**	**	33
Alpha: José Hernández	20	23	8	18	18	9	8	13	0	16	22	7
Bullis Charter School	93	91	94	*	*	*	73	39	56	79	72	89
Discovery I (Phoenix)	73	68	65	63	56	15	*	40	43	43	53	59
Discovery II (Falcon)	60	51	55	*	22	13	25	23	33	48	32	34
Downtown College Prep - Alum Rock	16	22	18	13	20	15	1	3	1	14	20	14
Opportunity Youth Academy	0	0	3	0	0	0	*	0	0	0	0	4
Rocketship Alma	44	66	44	43	63	42	28	44	30	39	64	39
Rocketship Brilliant Minds	46	45	36	44	40	32	32	23	23	40	37	29
Rocketship Discovery Prep	57	52	28	54	49	24	39	45	15	50	46	20
Rocketship Fuerza	57	60	31	54	56	28	46	50	14	52	57	22
Rocketship Los Sueños	46	55	36	43	53	33	30	32	21	43	52	29
Rocketship Mateo Sheedy	62	64	43	63	65	40	43	47	23	60	63	39
Rocketship Rising Stars	69	74	50	70	69	48	60	61	33	63	66	33
Rocketship Sí Se Puede	56	57	31	53	53	28	46	46	17	51	51	28
Summit: Denali	68	68	56	30	36	33	16	22	10	30	37	33
Summit: Tahoma	40	38	41	28	17	29	*	*	*	17	19	25
Sunrise Middle School	26	19	25	26	19	27	12	6	10	25	19	25
University Preparatory Academy	69	65	58	45	48	37	21	14	17	37	30	34
Voices: Morgan Hill	58	55	25	56	56	24	52	42	12	56	54	25
Voices: Mt.Pleasant	59	53	25	57	51	24	38	43	12	61	54	25

Alum Rock School District	30	29	19	27	26	15	8	7	5	24	23	13
Franklin-McKinley School District	38	36	29	32	31	25	12	12	13	21	20	15
San José Unified School District	44	44	39	21	21	14	9	10	6	22	22	16
East Side Union High School District	40	42	38	27	28	21	12	10	6	15	17	13
Morgan Hill Unified School District	40	39	33	20	20	17	7	7	10	24	24	19
COUNTY	56	57	51	31	30	24	21	20	16	27	28	20
STATE	39	40	33	26	28	21	13	13	10	27	28	21

\*Amount not available or subgroup not numerically significant

\*\*No data provided for Alpha: Cornerstone Academy Preparatory School, as it was not an SCCBOE authorized school in the listed school years.

Source: 2021-22 <https://caaspp-elpac.ets.org/caaspp/>

# 2021-22 California School Dashboard - Charters

Due to the COVID-19 pandemic, the 2022 Dashboard displays the most current year of data (also known as Status) and does not reflect change. For this year only, performance levels will be reported using one of five Status levels (ranging from Very High, High, Medium, Low, and Very Low) for state measures. Please note that the Status levels associated with the Chronic Absenteeism and Suspension Rate Indicators are reversed in comparison to other state measures (ranging from Very Low, Low, Medium, High, and Very High), and the goal is to have a low rate of student absence and suspension. In the table below, Status is being reported for the ELA and Math Academic Indicators. The English Language Proficiency Indicator (ELPI), Graduation Rate, Chronic Absenteeism, and Suspension Rate Indicators display percentage rates, rather than Status. The legend below translates the Status levels to the Dashboard labels.

For ELA and Math Academic Indicators, the numbers correspond to Status as follows:

1 = Very Low 2 = Low 3 = Medium 4 = High 5 = Very High

Charter School Name	Priority 1 Basics	Priority 2 State Standards	Priority 3 Parent Engagement	Priority 4 Achievement			Priority 5 Pupil Engagement		Priority 6 School Climate		Priority 7 Access	Priority 8 Outcomes
	LOCAL	LOCAL	LOCAL	ELA	Math	ELPI	*Grad Rate	**Chronic Absence	Suspension Rate	LOCAL	College Career	*College Career
ACE Empower	MET	MET	MET	1	1	50.9	N/A	41.8	13.2	MET	MET	N/A
Alpha: Cornerstone	MET	MET	MET	4	4	61.1	N/A	10.9	0.0	MET	MET	N/A
Alpha: José Hernández	MET	MET	MET	1	1	37.2	N/A	36.2	0.0	MET	MET	N/A
Bullis Charter School	MET	MET	MET	5	5	56.8	N/A	3.0	0.4	MET	MET	N/A
Discovery I (Phoenix)	MET	MET	MET	5	5	48.8	N/A	10.8	0.4	MET	MET	N/A
Discovery II (Falcon)	MET	MET	MET	3	4	31.4	N/A	28.9	0.9	MET	MET	N/A
Downtown College Prep - Alum Rock	MET	MET	MET	2	2	44.8	67.7	38.0	3.4	MET	MET	N/A
Opportunity Youth Academy (OYA)	***	***	***	1	1	64.3	22.6	N/A	0.0	***	***	N/A
Rocketship Alma	MET	MET	MET	3	3	51.2	N/A	37.7	0.0	MET	MET	N/A
Rocketship Brilliant Minds	MET	MET	MET	2	2	39.0	N/A	40.5	0.0	MET	MET	N/A
Rocketship Discovery Prep	MET	MET	MET	2	2	42.8	N/A	61.3	0.0	MET	MET	N/A
Rocketship Fuerza	MET	MET	MET	2	2	41.2	N/A	37.7	0.0	MET	MET	N/A
Rocketship Los Sueños	MET	MET	MET	2	2	30.8	N/A	52.6	0.0	MET	MET	N/A
Rocketship Mateo Sheedy	MET	MET	MET	2	3	27.7	N/A	39.3	0.0	MET	MET	N/A
Rocketship Rising Stars	MET	MET	MET	4	4	55.0	N/A	36.2	0.0	MET	MET	N/A
Rocketship Sí Se Puede	MET	MET	MET	2	2	39.3	N/A	48.4	0.0	MET	MET	N/A
Summit: Denali	MET	MET	MET	5	4	56.4	86.5	14.6	0.9	MET	MET	N/A
Summit: Tahoma	MET	MET	MET	4	3	57.7	95.2	N/A	1.7	MET	MET	N/A
Sunrise Middle School	MET	MET	MET	2	2	78.9	N/A	48.0	2.2	MET	MET	N/A
University Preparatory Academy	MET	MET	MET	4	5	80.8	92.0	2.0	0.7	MET	MET	N/A
Voices: Morgan Hill	MET	MET	MET	2	2	50.8	N/A	42.5	1.0	MET	MET	N/A
Voices: Mt. Pleasant	MET	MET	MET	2	2	42.3	N/A	48.6	2.2	MET	MET	N/A

\* High School Only \*\* Elementary Only \*\*\* OYA's local assessment demonstrates that all Local Indicators were met. OYA is a Dashboard Alternative Status (DASS) school.

Source: <https://www.caschooldashboard.org/#/Home>

# 2021-22 California School Dashboard - Districts

Due to the COVID-19 pandemic, the 2022 Dashboard displays the most current year of data (also known as Status) and does not reflect change. For this year only, performance levels will be reported using one of five Status levels (ranging from Very High, High, Medium, Low, and Very Low) for state measures. Please note that the Status levels associated with the Chronic Absenteeism and Suspension Rate Indicators are reversed in comparison to other state measures (ranging from Very Low, Low, Medium, High, and Very High), and the goal is to have a low rate of student absence and suspension. In the table below, Status is being reported for the ELA and Math Academic Indicators. The English Language Proficiency Indicator (ELPI), Graduation Rate, Chronic Absenteeism, and Suspension Rate Indicators display percentage rates, rather than Status. The legend below translates the Status levels to the Dashboard labels.

For ELA and Math Academic Indicators, the numbers correspond to Status as follows:

1 = Very Low 2 = Low 3 = Medium 4 = High 5 = Very High

School District/High School District	Priority 1 Basics	Priority 2 State Standards	Priority 3 Parent Engagement	Priority 4 Achievement			Priority 5 Pupil Engagement		Priority 6 School Climate		Priority 7 Access	Priority 8 Outcomes
	Local	Local	Local	ELA	Math	ELPI	*Grad Rate	**Chronic Absence	Suspension Rate	Local	College Career	*College Career
Alum Rock Union Elementary SD	MET	MET	MET	2	2	48.3	N/A	9.2	2.6	MET	MET	N/A
Berryessa Union Elementary SD	MET	MET	MET	4	4	50.9	N/A	19.7	1.4	MET	MET	N/A
Cambrian Elementary SD	MET	MET	MET	5	5	55.2	N/A	9.3	0.5	MET	MET	N/A
Campbell Union Elementary SD	MET	MET	MET	2	2	54.3	N/A	28.6	0.9	MET	MET	N/A
Campbell Union High SD	MET	MET	MET	4	3	52.9	93.1	N/A	1.1	MET	MET	N/A
Cupertino Union Elementary SD	MET	MET	MET	5	5	67.9	N/A	7.0	0.5	MET	MET	N/A
East Side Union HS District	MET	MET	MET	3	3	43.5	89.7	0.0	3.4	MET	MET	N/A
Evergreen Elementary SD	MET	MET	MET	4	4	63.7	N/A	11.0	1.2	MET	MET	N/A
Franklin-McKinley Elementary SD	MET	MET	MET	2	2	56.1	N/A	32.6	1.6	MET	MET	N/A
Fremont Union HS District	MET	MET	MET	5	5	55.0	96.8	N/A	1.8	MET	MET	N/A
Gilroy Unified SD	MET	MET	MET	2	2	50.7	84.9	31.3	5.2	MET	MET	N/A
Lakeside Joint Elementary SD	MET	MET	MET	4	3	0.0	N/A	28.6	0.0	MET	MET	N/A
Loma Prieta Joint Union Elementary SD	MET	MET	MET	4	4	53.3	N/A	7.1	0.7	MET	MET	N/A
Los Altos Elementary SD	MET	MET	MET	5	5	65.2	N/A	4.9	0.7	MET	MET	N/A
Los Gatos Union Elementary SD	MET	MET	MET	5	5	62.8	N/A	2.0	0.8	MET	MET	N/A
Los Gatos-Saratoga Joint Union HS District	MET	MET	MET	5	5	68.0	97.0	N/A	0.9	MET	MET	N/A
Luther Burbank Elementary SD	MET	MET	MET	2	2	58.5	N/A	28.5	1.3	MET	MET	N/A
Milpitas Unified SD	MET	MET	MET	4	4	60.2	89.4	11.9	1.7	MET	MET	N/A
Moreland SD	MET	MET	MET	4	4	55.0	N/A	15.9	1.0	MET	MET	N/A
Morgan Hill Unified SD	MET	MET	MET	2	2	45.3	92.4	28.0	4.4	MET	MET	N/A
Mt. Pleasant Elementary SD	MET	MET	MET	2	2	53.2	N/A	24.1	2.6	MET	MET	N/A
Mountain View Whisman Elementary SD	MET	MET	MET	4	4	56.3	N/A	16.9	1.7	MET	MET	N/A
Mountain View-Los Altos Union HS District	MET	MET	MET	4	4	46.9	95.3	N/A	1.8	MET	MET	N/A
Oak Grove Elementary SD	MET	MET	MET	3	2	53.9	N/A	28.5	2.1	MET	MET	N/A
Orchard Elementary SD	MET	MET	MET	2	2	53.4	N/A	23.5	1.3	MET	MET	N/A
Palo Alto Unified SD	MET	MET	MET	5	5	63.1	96.3	10.1	0.7	MET	MET	N/A
San José Unified SD	MET	MET	MET	3	2	45.8	93.4	27.2	3.7	MET	MET	N/A
Santa Clara Unified SD	MET	MET	MET	4	3	50.5	92.8	19.5	2.6	MET	MET	N/A
Saratoga Union Elementary SD	MET	MET	MET	5	5	62.9	N/A	4.7	0.9	MET	MET	N/A
Sunnyvale Elementary SD	MET	MET	MET	4	3	49.4	N/A	12.0	2.1	MET	MET	N/A
Union Elementary SD	MET	MET	MET	5	5	55.4	N/A	8.6	0.8	MET	MET	N/A

\* High School Only \*\* Elementary Only

Source: <https://www.caschooldashboard.org/#/Home>

# Special Education: Students with Individualized Education Plans (IEPs) Enrolled in SCCBOE-Authorized Charter Schools 2021-23

As public schools, charter schools are required to enroll and serve students with disabilities in the same manner as traditional public schools. From 2021-23, six charter schools used the SCCOE for Special Education purposes, and the delivery of Special Education services were coordinated and monitored by the SCCOE. Fourteen charter schools are members of the El Dorado Charter Special Education Local Plan Area (SELPA), which is directly responsible for Special Education services and oversight. Two charter schools are members of the Sonoma County Office of Education SELPA from which they receive Special Education services and oversight. Overall, 1,118 (10.3%) Santa Clara County students with IEPs attended charter schools.

School	2021-22				2022-23			
	Charter School Enrollment	Charter School Students with IEPs		District Students with IEPs	Charter School Enrollment	Charter School Students with IEPs		District Students with IEPs
	#	#	%	%	#	#	%	%
Bullis Charter School	1,067	75	7.0%	9.7%	1,058	75	7.1%	9.5%
Discovery I (Phoenix)	537	56	10.4%	11.4%	535	69	12.9%	11.9%
Discovery II (Falcon)	541	67	12.4%	12.2%	488	51	10.5%	12.7%
Downtown College Prep - Alum Rock	614	87	14.2%	11.9%	529	63	11.9%	12.3%
Opportunity Youth Academy	308	63	20.5%	11.5%	337	76	22.6%	11.7%
University Preparatory Academy	716	28	3.9%	12.2%	713	18	2.5%	13.2%
<b>Subtotal (SCCOE Spe.Ed.)</b>	<b>3,783</b>	<b>376</b>	<b>9.9%</b>	<b>11.5%</b>	<b>3,660</b>	<b>352</b>	<b>9.6%</b>	<b>11.9%</b>
ACE Empower Academy	208	31	14.9%	12.1%	191	31	16.2%	12.4%
Alpha: Cornerstone Academy	521	40	7.7%	11.5%	520	46	8.8%	11.8%
Alpha: José Hernández	412	41	10.0%	12.1%	451	48	10.6%	12.4%
Rocketship Alma	516	53	10.3%	12.2%	515	65	12.6%	13.2%
Rocketship Brilliant Minds	524	46	8.8%	12.1%	504	59	11.7%	12.4%
Rocketship Discovery Prep	464	41	8.8%	12.2%	437	44	10.1%	13.2%
Rocketship Fuerza	578	44	7.6%	12.1%	560	45	8.0%	12.4%
Rocketship Los Sueños	400	45	11.3%	12.1%	369	48	13.0%	12.4%
Rocketship Mateo Sheedy	479	38	7.9%	12.2%	493	38	7.7%	13.2%
Rocketship Rising Stars	608	48	7.9%	11.5%	593	51	8.6%	11.8%
Rocketship Sí Se Puede	330	38	11.5%	12.1%	324	36	11.1%	12.4%
Summit: Denali	677	99	14.6%	9.9%	643	115	17.9%	9.9%
Summit: Tahoma	371	67	18.1%	11.9%	314	58	18.4%	11.9%
Sunrise Middle School	289	35	12.1%	12.2%	308	38	12.3%	13.2%
<b>Subtotal (El Dorado SELPA)</b>	<b>6,377</b>	<b>666</b>	<b>10.4%</b>	<b>11.9%</b>	<b>6,222</b>	<b>607</b>	<b>9.8%</b>	<b>12.3%</b>
Voices: Morgan Hill	392	43	11.0%	12.8%	289	27	9.3%	12.3%
Voices: Mt. Pleasant	336	33	9.8%	14.8%	286	28	9.8%	14.3%
<b>Subtotal (Sonoma COE SELPA)</b>	<b>728</b>	<b>76</b>	<b>10.4%</b>	<b>13.8%</b>	<b>575</b>	<b>55</b>	<b>9.6%</b>	<b>13.3%</b>
<b>Total</b>	<b>10,888</b>	<b>1,118</b>	<b>10.3%</b>	<b>11.2%</b>	<b>10,457</b>	<b>1,717</b>	<b>16.4%</b>	<b>11.7%</b>

Source: California Department of Education, available at <http://dq.cde.ca.gov/dataquest>

# Charter School Suspension and Expulsion Report

This report provides an unduplicated count of students who were involved in one or more incidents during the academic year and were subsequently suspended or expelled from school. Students who were suspended or expelled multiple times are counted only once in the totals.

School	Grades Served	2019-20 Enrollment	2020-21 Enrollment	2021-22 Enrollment	2019-20		2020-21		2021-22	
					Suspension Rate	Expulsion Rate	Suspension Rate	Expulsion Rate	Suspension Rate	Expulsion Rate
ACE Empower Academy	5 to 8	244	223	234	6.3	0.00	0.0	0.00	17.9	0.00
Alpha: Cornerstone Academy	K-8	*	521	529	*	*	0.0	0.00	0.0	0.00
Alpha: José Hernández	TK-3, 5-8	339	378	447	5.4	0.00	0.0	0.00	0.0	0.00
Bullis Charter School	TK to 8	1039	1093	1077	0.6	0.00	0.0	0.00	0.5	0.00
Discovery I (Phoenix)	K to 8	569	553	559	1.0	0.00	0.0	0.00	0.4	0.00
Discovery II (Falcon)	TK to 8	535	574	555	0.2	0.00	0.2	0.00	1.1	0.00
Downtown College Prep - Alum Rock	6 to 12	714	669	639	5.0	0.00	0.0	0.00	3.6	0.00
Opportunity Youth Academy	9 to 12	367	310	608	0.0	0.00	0.0	0.00	0.0	0.00
Rocketship Alma	TK to 5	509	514	530	0.0	0.00	0.0	0.00	0.0	0.00
Rocketship Brilliant Minds	TK to 5	635	606	566	0.0	0.00	0.0	0.00	0.0	0.00
Rocketship Discovery Prep	TK to 5	506	521	493	0.4	0.00	0.0	0.00	0.0	0.00
Rocketship Fuerza	TK to 5	623	631	607	0.0	0.00	0.0	0.00	0.0	0.00
Rocketship Los Suenos	TK to 5	452	452	435	0.0	0.00	0.0	0.00	0.0	0.00
Rocketship Mateo Sheedy	TK to 5	538	511	521	0.2	0.00	0.0	0.00	0.0	0.00
Rocketship Rising Stars	TK to 4	630	616	645	0.3	0.00	0.0	0.00	0.0	0.00
Rocketship Si Se Puede	TK to 5	400	379	355	0.0	0.00	0.0	0.00	0.0	0.00
Summit: Denali	6 to 12	609	634	699	0.6	0.00	0.0	0.00	0.9	0.00
Summit: Tahoma	9 to 12	340	470	403	2.7	0.00	0.0	0.00	2.0	0.00
Sunrise Middle School	5 to 8	267	260	322	6.9	0.00	0.4	0.00	2.2	0.00
University Prep Academy	7 to 12	698	702	729	0.8	0.14	0.3	0.00	1.2	0.00
Voices: Morgan Hill	TK to 8	309	363	407	0.0	0.00	0.0	0.00	1.2	0.00
Voices: Mt. Pleasant	TK to 8	286	315	364	0.3	0.00	0.0	0.00	2.7	0.00
SCCBOE Authorized Total		10,603	11,295	11,724	1.5	0.01	0.0	0.00	1.53	0.00
Santa Clara County		263,249	253,303	251,220	1.7	0.02	0.1	0.00	2.3	0.00
State		6,306,934	6,002,523	6,064,658	2.5	0.05	0.1	0.00	3.2	0.10

Source: California Department of Education, available at <http://dq.cde.ca.gov/dataquest>

\* No data provided for Alpha: Cornerstone Academy Preparatory School as it was not an SCCBOE authorized school in the listed school years.

# 2021-22 Charter School Financial Status

School	Annual ADA	Revenues	Expenditures	Change in Net Assets	Beginning Net Assets	Ending Net Assets	Expenditures/ADA	District of Physical Location	District General Fund Expenditures/ADA	Expenditures/ADA \$ Difference
ACE Empower <sup>2</sup>	188.75	\$4,509,286	\$4,294,491	\$214,795	\$58,064	\$272,859	\$22,752	Alum Rock Union Elementary School District	\$18,218	\$4,534
Alpha: Cornerstone <sup>2</sup>	490.82	\$7,755,431	\$7,135,240	\$620,191	\$4,715,839	\$5,336,030	\$14,537	Franklin-Mckinley School District	\$19,597	(\$5,060)
Alpha: José Hernández <sup>2</sup>	373.53	\$6,974,182	\$6,601,657	\$372,525	\$1,322,915	\$1,695,440	\$17,674	Alum Rock Union Elementary School District	\$18,218	(\$544)
Bullis Charter School <sup>2</sup>	1,026.47	\$15,647,132	\$15,351,950	\$295,182	\$1,935,139	\$2,230,321	\$14,956	Los Altos School District	\$21,610	(\$6,654)
Discovery I (Phoenix) <sup>2</sup>	508.96	\$6,653,316	\$6,551,491	\$101,825	\$4,604,344	\$4,706,169	\$12,872	Moreland School District	\$16,131	(\$3,258)
Discovery II (Falcon) <sup>2</sup>	481.93	\$6,458,178	\$5,929,313	\$528,865	\$1,335,240	\$1,864,105	\$12,303	San Jose Unified School District	\$16,996	(\$4,692)
Downtown College Prep - Alum Rock <sup>2</sup>	575.34	\$10,165,066	\$10,110,587	\$54,478	\$4,878,278	\$4,932,756	\$17,573	Alum Rock Union Elementary School District	\$18,218	(\$645)
Opportunity Youth Academy <sup>1,3</sup>	180.75	\$5,761,158	\$5,161,613	\$599,545	\$0	\$0	\$28,557	Santa Clara County Office of Education	\$17,936	\$10,620
Rocketship Alma <sup>1</sup>	464.21	\$8,693,305	\$8,544,023	\$149,282	\$2,595,453	\$2,744,735	\$18,406	San Jose Unified School District	\$16,996	\$1,410
Rocketship Brilliant Minds <sup>1</sup>	462.44	\$9,387,875	\$9,569,412	(\$181,537)	\$3,913,202	\$3,731,665	\$20,693	Alum Rock Union Elementary School District	\$18,218	\$2,475
Rocketship Discovery Prep <sup>1</sup>	393.95	\$7,240,416	\$7,435,316	(\$194,900)	\$907,380	\$712,480	\$18,874	San Jose Unified School District	\$16,996	\$1,878
Rocketship Fuerza <sup>2</sup>	515.38	\$9,972,242	\$9,295,366	\$676,876	\$3,311,739	\$3,988,615	\$18,036	Alum Rock Union Elementary School District	\$18,218	(\$182)
Rocketship Los Suenos <sup>1</sup>	345.81	\$6,927,044	\$7,735,488	(\$808,444)	\$3,352,962	\$2,544,518	\$22,369	Alum Rock Union Elementary School District	\$18,218	\$4,151
Rocketship Mateo Sheedy <sup>2</sup>	429.25	\$7,716,744	\$8,099,059	(\$382,315)	\$3,732,840	\$3,350,525	\$18,868	San Jose Unified School District	\$16,996	\$1,872
Rocketship Rising Star <sup>2</sup>	552.91	\$9,666,148	\$8,917,224	\$748,924	\$5,025,810	\$5,774,734	\$16,128	Alum Rock Union Elementary School District	\$18,218	(\$2,090)
Rocketship Si Se Puede <sup>2</sup>	288.31	\$5,865,982	\$6,917,973	(\$1,051,991)	\$3,656,940	\$2,604,949	\$23,995	Alum Rock Union Elementary School District	\$18,218	\$5,777
Summit: Denali <sup>1</sup>	619.28	\$11,220,281	\$10,741,853	\$478,428	\$266,946	\$745,374	\$17,346	Fremont Union High School District	\$19,525	(\$2,179)
Summit: Tahoma <sup>2</sup>	340.61	\$5,759,543	\$5,801,125	(\$41,582)	\$1,812,256	\$1,770,674	\$17,032	East Side Union High School District	\$16,042	\$989
Sunrise Middle School <sup>2</sup>	259.09	\$4,723,629	\$4,459,118	\$264,511	\$1,243,824	\$1,508,335	\$17,211	San Jose Unified School District	\$16,996	\$215
University Preparatory Academy <sup>1</sup>	699.28	\$9,269,453	\$9,112,212	\$157,241	\$4,704,540	\$4,861,781	\$13,031	San Jose Unified School District	\$16,996	(\$3,965)
Voices: Morgan Hill <sup>2</sup>	337.83	\$6,115,007	\$5,122,993	\$992,014	\$2,374,134	\$3,366,148	\$15,164	Morgan Hill Unified School District	\$13,666	\$1,499
Voices: Mt. Pleasant <sup>2</sup>	264.13	\$5,237,861	\$5,114,425	\$123,436	\$626,275	\$749,711	\$19,363	Mt. Pleasant Elementary School District	\$19,475	(\$112)
<b>TOTAL</b>		<b>\$171,719,279</b>	<b>\$168,001,930</b>							

<sup>1</sup>Countywide - Defined in Education Code Section 47605.6. See page 68.

<sup>2</sup>District Appeal - Defined in Education Code Section 47605(k). See page 67.

<sup>3</sup>Locally Funded Charter School - Funding disbursed through the LEA that granted the charter (SCCBOE).

Source: Charter information obtained from FY 2021-22 financial audit  
 District Information obtained from the California Department of Education (CDE)  
 "Charter Schools in California" Ed-Data 2021. <https://www.ed-data.org/article/Charter-Schools-in-California#A2>



# Santa Clara County Enrollment

Approximately 4.4% percent of students in Santa Clara County are enrolled in SCCBOE-authorized charter schools. When charter school enrollment is taken as a whole, SCCBOE-authorized Charter Schools are the sixth largest district of the 31 districts in the county. Santa Clara County district enrollment, listed below, is sorted from greatest to least.

District	Enrollment		
	2020-21	2021-22	2022-23
San José Unified	28,710	26,901	26,479
East Side Union High	25,946	25,174	24,514
Santa Clara Unified	14,808	14,028	13,919
Cupertino Union	15,663	14,084	13,467
Gilroy Unified	11,360	11,164	10,972
<b>SCCBOE Authorized Charter Schools</b>	<b>11,295</b>	<b>10,888</b>	<b>10,457</b>
Palo Alto Unified	10,754	10,509	10,318
Fremont Union High	10,836	10,296	10,019
Milpitas Unified	10,413	10,072	9,967
Evergreen Elementary	9,789	9,165	8,880
Alum Rock Union Elementary	9,850	9,226	8,807
Morgan Hill Unified	8,894	8,664	8,667
Oak Grove Elementary	9,362	8,860	8,663
Campbell Union High	8,606	8,583	8,639
Franklin-Mckinley Elementary	8,980	8,402	8,107
Campbell Union	6,622	6,230	6,253
Berryessa Union Elementary	6,534	6,258	5,940
Sunnyvale	5,950	5,480	5,465
Union Elementary	5,727	5,447	5,355
Mountain View Whisman	4,753	4,522	4,522
Mountain View-Los Altos Union High	4,563	4,539	4,448
Moreland	4,364	4,043	3,940
Los Altos Elementary	3,576	3,347	3,355
Los Gatos-Saratoga Joint Union High	3,470	3,382	3,269
Cambrian	3,172	2,985	2,919
Los Gatos Union Elementary	2,710	2,618	2,626
Mt. Pleasant Elementary	1,929	1,710	1,648
Saratoga Union Elementary	1,657	1,596	1,625
SCCOE Schools	1,213	1,047	1,057
Orchard Elementary	815	765	763
Loma Prieta Elementary	441	424	436
Luther Burbank	475	437	422
Lakeside Joint	66	67	74
<b>Santa Clara County</b>	<b>253,303</b>	<b>240,913</b>	<b>235,992</b>

Source: California Department of Education, available at <http://dq.cde.ca.gov/dataquest>








# ACE Empower Academy

Academic Year 2022-2023 • Current Grade Span: 5-8



## Fast Facts

-  District Appeal or Countywide: District Appeal (ARUSD)
-  Authorization by SCCBOE: 2007
-  Year Opened: 2008
-  Renewal Year(s): 2011, 2016, 2020
-  Current Charter Term: 2021-2026

## Financial Data

Average Site Administrator Salary	\$108,425
Average Teacher Salary	\$69,611
Average Classified Staff Salary	\$55,423
Average per Pupil Cost	\$19,792
CMO Rate	9%
CMO Fee	\$342,283
Facility Cost	\$449,823
Facility - Leased/Owned	Leased
Participates in STRS	Yes
Participates in PERS	Yes
Other Retirement Benefits	401(k)
Annual Teacher Attrition Rate (Teachers Not Returning/Total Teachers)	64%

*Data reported by school as of February 1, 2023.*

**Student to Teacher Ratio**  
Grades 4-8 21:1

### Teachers

African American	1
Asian	2
Hispanic	6
White	0
Other	0
Two or More Races	0
<b>Total</b>	<b>9</b>
Average Tenure Teaching	3
Average Tenure at Site	2

### Administrators

African American	0
Asian	0
Hispanic	2
White	0
Other	0
Two or More Races	0
<b>Total</b>	<b>2</b>
Average Tenure at Site	6

### Support Staff

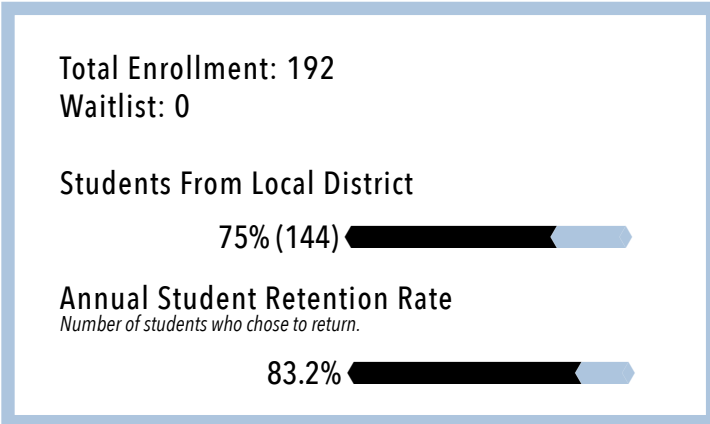
African American	0
Asian	1
Hispanic	9
White	0
Other	1
Two or More Races	0
<b>Total</b>	<b>11</b>
Average Tenure at Site	5

# Principal: Michelle Williams


## CMO: ACE Charter Schools

625 S. Sunset Ave. • San José, CA 95116 • Tel: 408-729-3920 • E-mail: mwilliams@acecharter.org

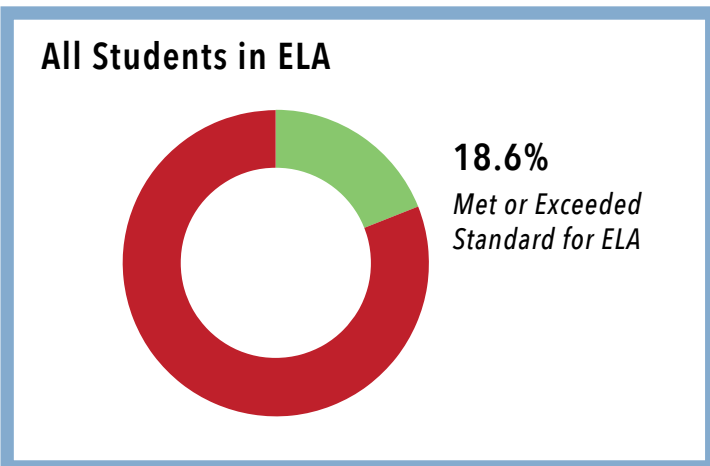
### STUDENT ENROLLMENT



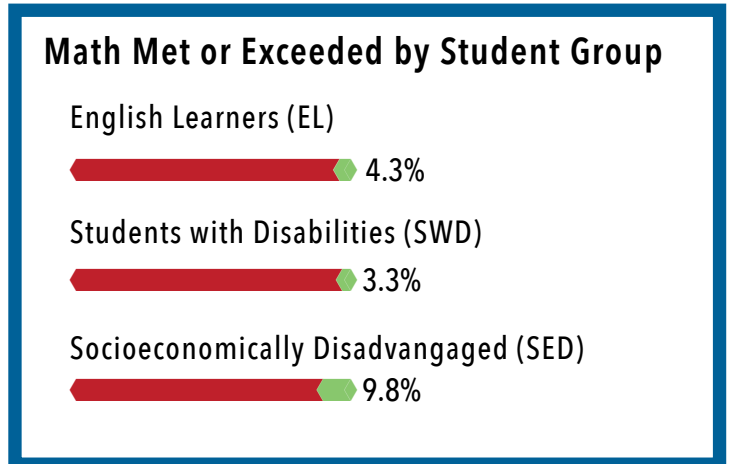
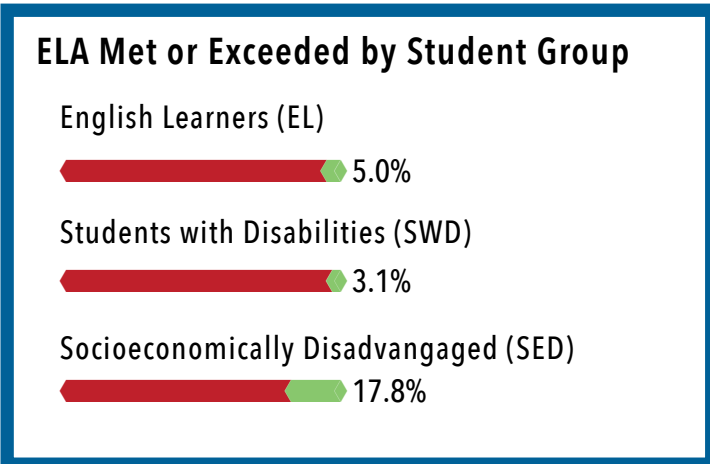
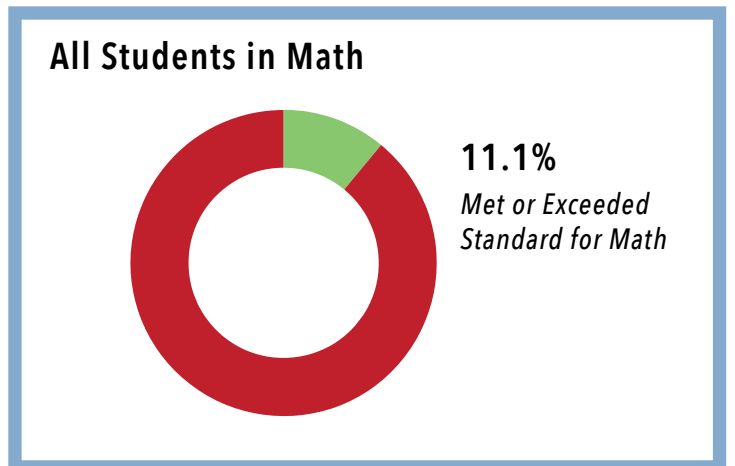
### STUDENT GROUPS



### ELA:



### MATH:





# Alpha: Cornerstone Academy Preparatory


Academic Year 2022-2023 • Current Grade Span: TK-8





## Fast Facts

- 

District Appeal or Countywide:  
District Appeal (FMSD)
- 

Authorization by FMSD: 2009  
Authorization by SCCBOE: 2020
- 

Year Opened:  
2010
- 

Renewal Year(s):  
2020
- 

Current Charter Term:  
2020-2027

## Financial Data

Average Site Administrator Salary	\$107,825
Average Teacher Salary	\$85,396
Average Classified Staff Salary	\$52,289
Average per Pupil Cost	\$15,231
CMO Rate	17%
CMO Fee	\$1,080,647
Facility Cost	\$227,943
Facility - Leased/Owned	Leased
Participates in STRS	Yes
Participates in PERS	No
Other Retirement Benefits	403(b)
Annual Teacher Attrition Rate (Teachers Not Returning/Total Teachers)	23%

*Data reported by school as of February 1, 2023.*

### Student to Teacher Ratio

Grade TK/K	29:1	Grades 1-3	29:1
Grades 4-8	28:1		

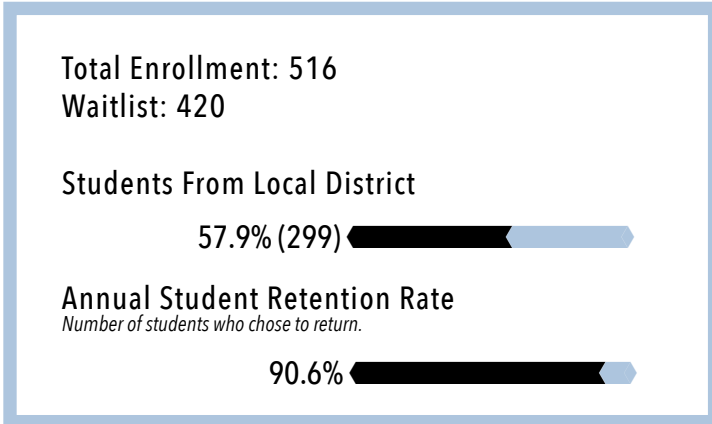
Teachers		Administrators		Support Staff	
African American	1	African American	1	African American	3
Asian	4	Asian	0	Asian	1
Hispanic	8	Hispanic	1	Hispanic	14
White	11	White	3	White	1
Other	0	Other	1	Other	0
Two or More Races	2	Two or More Races	0	Two or More Races	0
<b>Total</b>	<b>26</b>	<b>Total</b>	<b>6</b>	<b>Total</b>	<b>19</b>
Average Tenure Teaching	6	Average Tenure at Site	4.2	Average Tenure at Site	3.5
Average Tenure at Site	4.4				

# Principal: Fallon Housman


## CMO: Alpha Public Schools

1598 Lucretia Ave. • San José, CA 95122 • Tel: 408-361-3876 • E-mail: fhousman@alphapublicschools.org

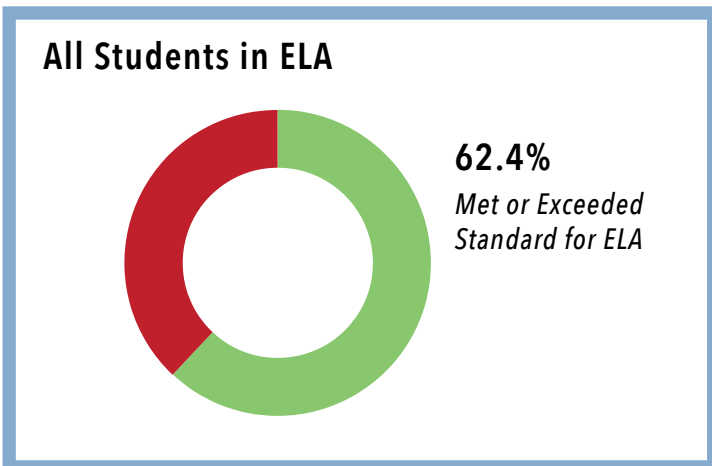
### STUDENT ENROLLMENT



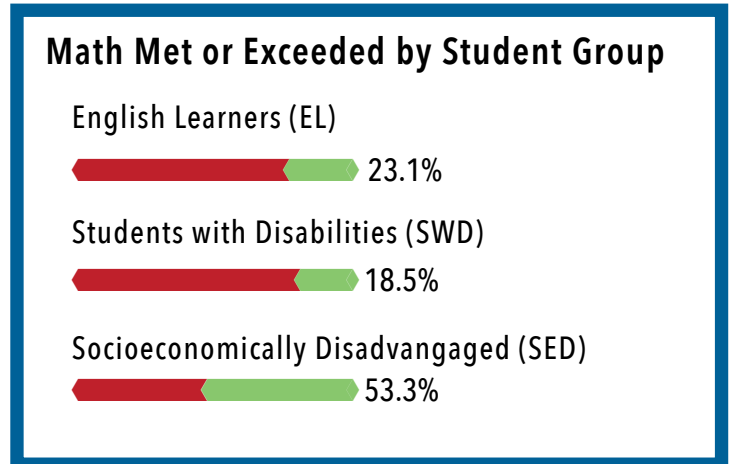
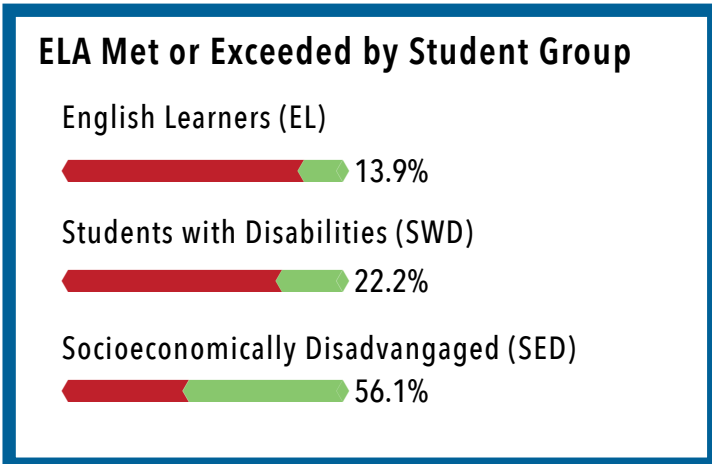
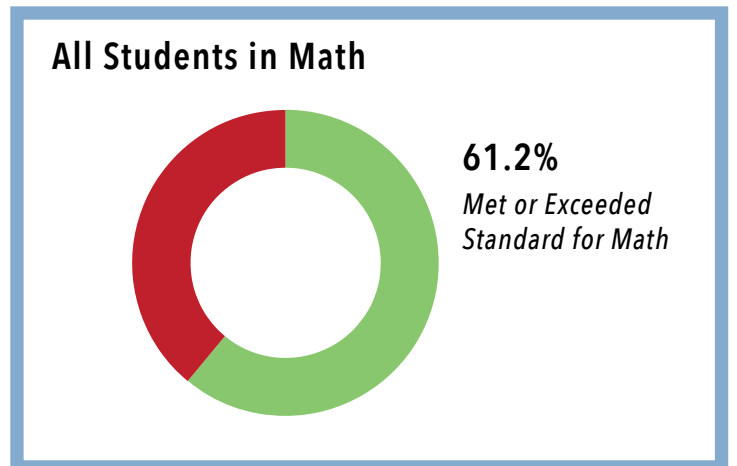
### STUDENT GROUPS



### ELA:



### MATH:








# Alpha: José Hernández

Academic Year 2022-2023 • Current Grade Span: TK-3, 5-8



## Fast Facts

	District Appeal or Countywide: District Appeal (ARUSD)
	Authorization by SCCBOE: 2013
	Year Opened: 2014
	Renewal Year(s): 2016
	Current Charter Term: 2017-2024

## Financial Data

Average Site Administrator Salary	\$107,105
Average Teacher Salary	\$78,116
Average Classified Staff Salary	\$51,239
Average per Pupil Cost	\$16,973
CMO Rate	17%
CMO Fee	\$958,601
Facility Cost	\$130,609
Facility - Leased/Owned	Leased
Participates in STRS	No
Participates in PERS	No
Other Retirement Benefits	403(b)
Annual Teacher Attrition Rate (Teachers Not Returning/Total Teachers)	31%

Data reported by school as of February 1, 2023.

### Student to Teacher Ratio

Grades TK/K	21:1	Grades 1-3	28:1
Grades 4-8	28:1		

## Teachers

African American	1
Asian	7
Hispanic	8
White	7
Other	0
Two or More Races	0
<b>Total</b>	<b>23</b>
Average Tenure Teaching	4
Average Tenure at Site	2.7

## Administrators

African American	0
Asian	1
Hispanic	5
White	0
Other	0
Two or More Races	0
<b>Total</b>	<b>6</b>
Average Tenure at Site	5

## Support Staff

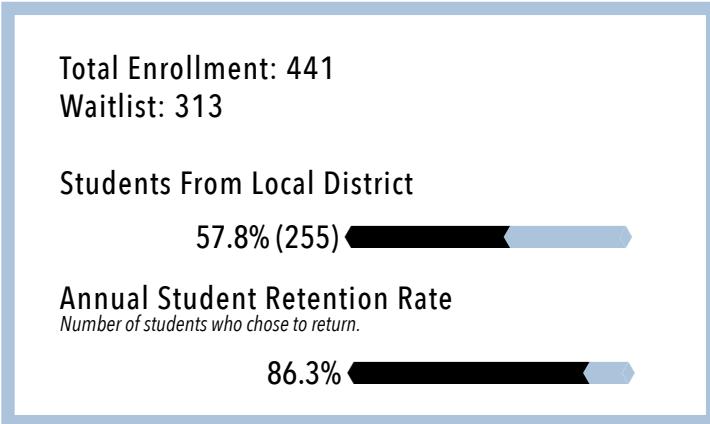
African American	1
Asian	1
Hispanic	10
White	2
Other	0
Two or More Races	1
<b>Total</b>	<b>15</b>
Average Tenure at Site	2

# Principal: Julianna Para

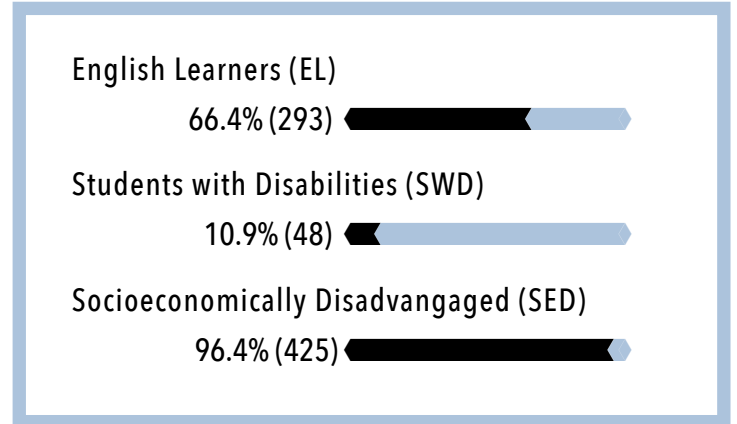
## CMO: Alpha Public Schools

1601 Cunningham Ave. • San José, CA 95122 • Tel: 408-780-1551 (ext. 303) • E-mail: [jparra@alphapublicschools.org](mailto:jparra@alphapublicschools.org)

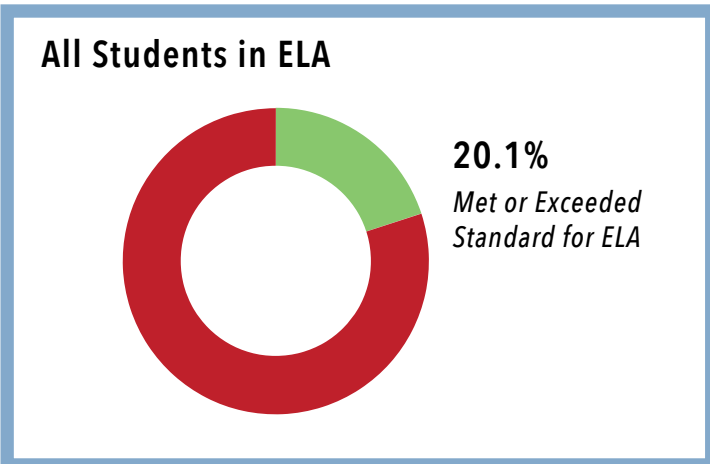
### STUDENT ENROLLMENT



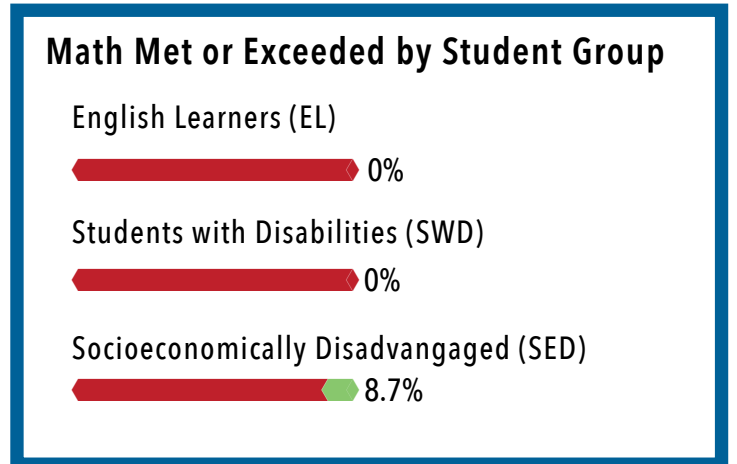
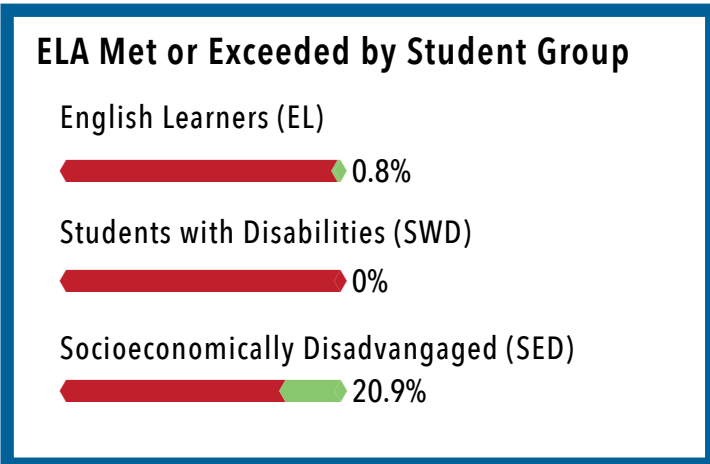
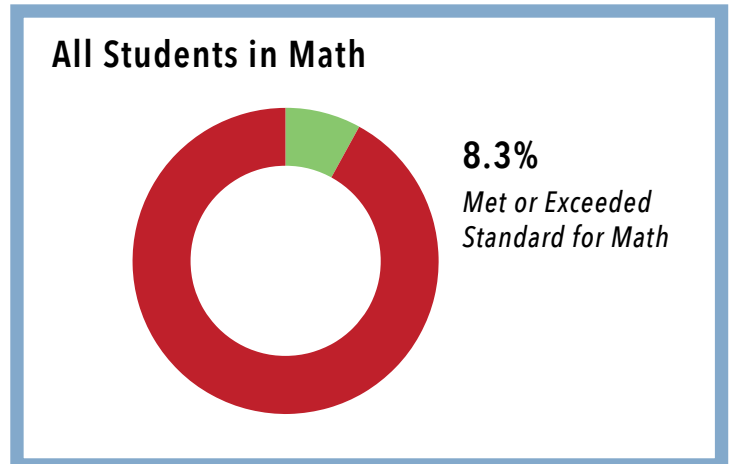
### STUDENT GROUPS



### ELA:




### MATH:







# Bullis Charter School


Academic Year 2022-2023 • Current Grade Span: TK-8





## Fast Facts

- 

District Appeal or Countywide:  
District Appeal (LASD)
- 

Authorization by SCCBOE:  
2003
- 

Year Opened:  
2004
- 

Renewal Year(s):  
2007, 2012, 2016
- 

Current Charter Term:  
2017-2024

## Financial Data

Average Site Administrator Salary	\$183,393
Average Teacher Salary	\$85,338
Average Classified Staff Salary	\$82,337
Average per Pupil Cost	\$14,101
CMO Rate	N/A
CMO Fee	N/A
Facility Cost	\$329,508
Facility - Leased/Owned	Leased
Participates in STRS	Yes
Participates in PERS	No
Other Retirement Benefits	403(b)
Annual Teacher Attrition Rate (Teachers Not Returning/Total Teachers)	25%

*Data reported by school as of February 1, 2023.*

<b>Student to Teacher Ratio</b>			
Grades TK/K	11:1	Grades 1-3	11:1
Grades 4-8	12:1		

Teachers		Administrators		Support Staff	
African American	0	African American	0	African American	1
Asian	13	Asian	0	Asian	7
Hispanic	7	Hispanic	0	Hispanic	6
White	61	White	5	White	9
Other	0	Other	0	Other	1
Two or More Races	5	Two or More Races	0	Two or More Races	0
<b>Total</b>	<b>86</b>	<b>Total</b>	<b>5</b>	<b>Total</b>	<b>24</b>
Average Tenure Teaching	10.3	Average Tenure at Site	10.6	Average Tenure at Site	4.9
Average Tenure at Site	4.3				



# Superintendent/Principal: Maureen Israel

CMO: None

102 W. Portola Ave. / 11204 Covington Rd. • Los Altos, CA 94022/94024

Tel: 650-947-4100 • E-mail: [misrael@bullischarterschool.org](mailto:misrael@bullischarterschool.org)

## STUDENT ENROLLMENT

Total Enrollment: 1055  
Waitlist: 834

Students From Local District

91.9% (970)

Annual Student Retention Rate

*Number of students who chose to return.*

90.0%

## STUDENT GROUPS

English Learners (EL)

6.7% (71)

Students with Disabilities (SWD)

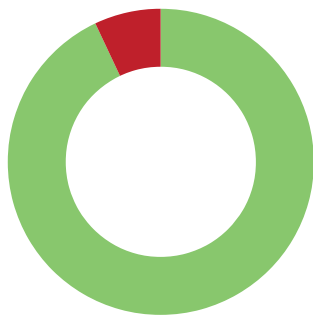
7.1% (75)

Socioeconomically Disadvantaged (SED)

2.2% (23)

## ELA:

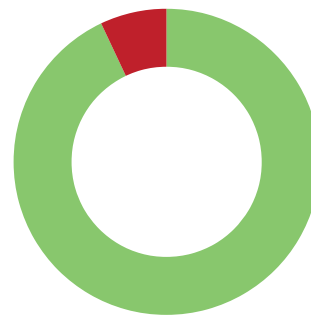
### All Students in ELA



**93.0%**  
*Met or Exceeded  
Standard for ELA*

## MATH:

### All Students in Math



**93.6%**  
*Met or Exceeded  
Standard for Math*

### ELA Met or Exceeded by Student Group

English Learners (EL)

55.6%

Students with Disabilities (SWD)

63.9%

Socioeconomically Disadvantaged (SED)

No Data

### Math Met or Exceeded by Student Group

English Learners (EL)

55.6%

Students with Disabilities (SWD)

70.5%

Socioeconomically Disadvantaged (SED)

No Data








# Discovery Charter School I (Phoenix)

Academic Year 2022-2023 • Current Grade Span: K-8



## Fast Facts

	District Appeal or Countywide: District Appeal (MSD)
	Authorization by SCCBOE: 2006
	Year Opened: 2006
	Renewal Year(s): 2009, 2014, 2019
	Current Charter Term: 2019-2026

## Financial Data

Average Site Administrator Salary	\$146,900
Average Teacher Salary	\$91,325
Average Classified Staff Salary	\$50,195
Average per Pupil Cost	\$11,512
CMO Rate	0%
CMO Fee	N/A
Facility Cost	\$449,140
Facility - Leased/Owned	Leased
Participates in STRS	Yes
Participates in PERS	No
Other Retirement Benefits	403(b), 457
Annual Teacher Attrition Rate (Teachers Not Returning/Total Teachers)	13%

*Data reported by school as of February 1, 2023.*

### Student to Teacher Ratio

Grade K	22:1	Grades 1-3	22:1
Grades 4-8	27:1		

### Teachers

African American	1
Asian	4
Hispanic	1
White	22
Other	3
Two or More Races	1
<b>Total</b>	<b>32</b>
Average Tenure Teaching	5.6
Average Tenure at Site	10.8

### Administrators

African American	0
Asian	0
Hispanic	2
White	1
Other	0
Two or More Races	0
<b>Total</b>	<b>3</b>
Average Tenure at Site	4.6

### Support Staff

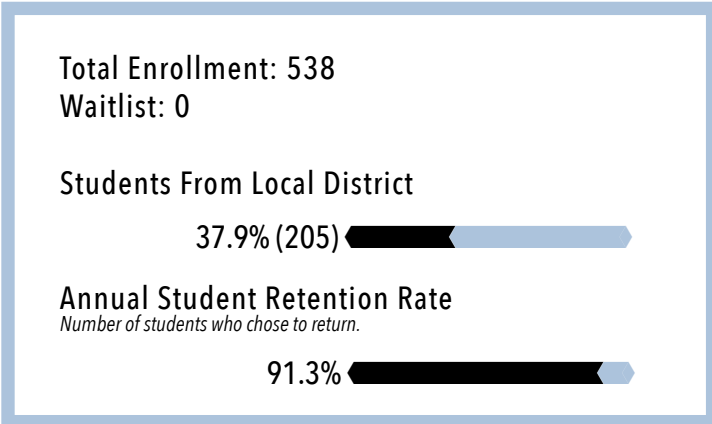
African American	0
Asian	4
Hispanic	5
White	16
Other	2
Two or More Races	0
<b>Total</b>	<b>27</b>
Average Tenure at Site	8.1

# Director: Carol Bauerle


## CMO: Discovery Charter Schools

4021 Teale Ave. • San José, CA 95117 • Tel: 408-243-9800 • E-mail: cbauerle@discoveryk8.org

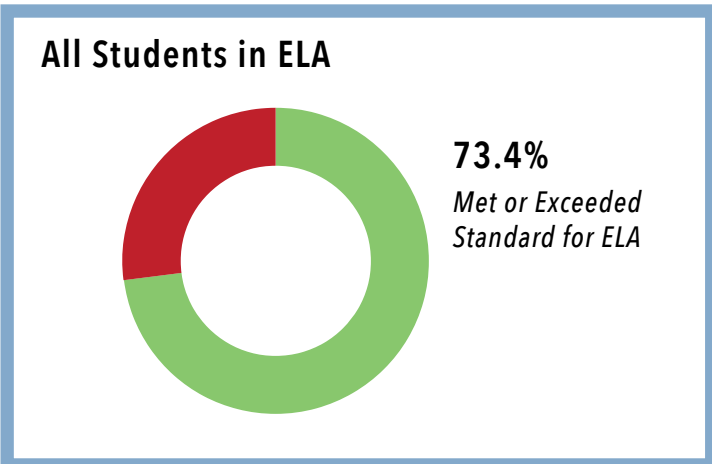
### STUDENT ENROLLMENT



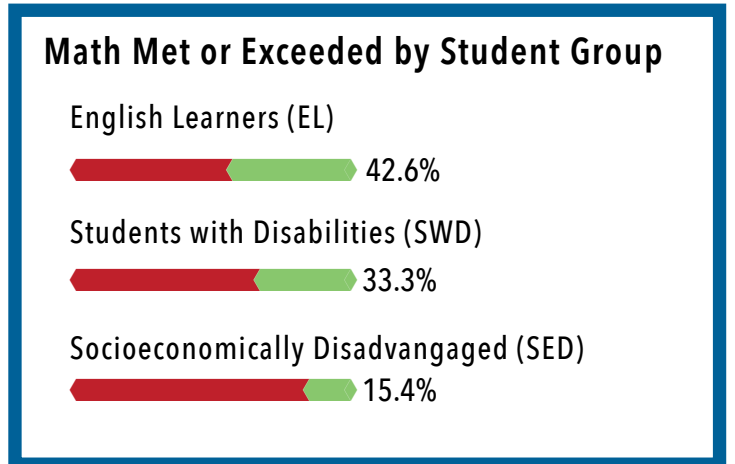
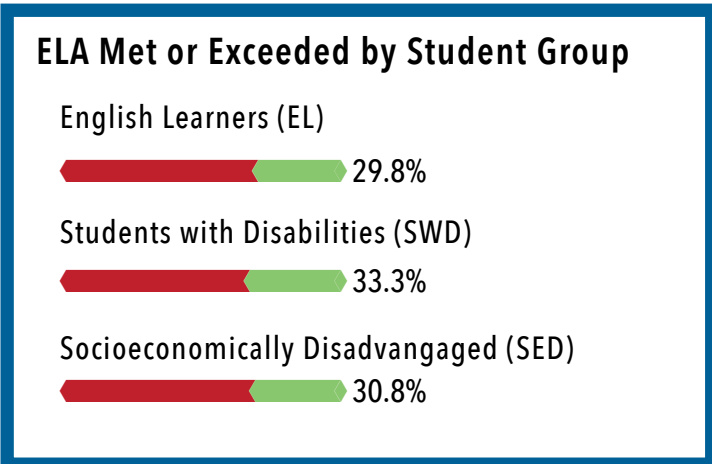
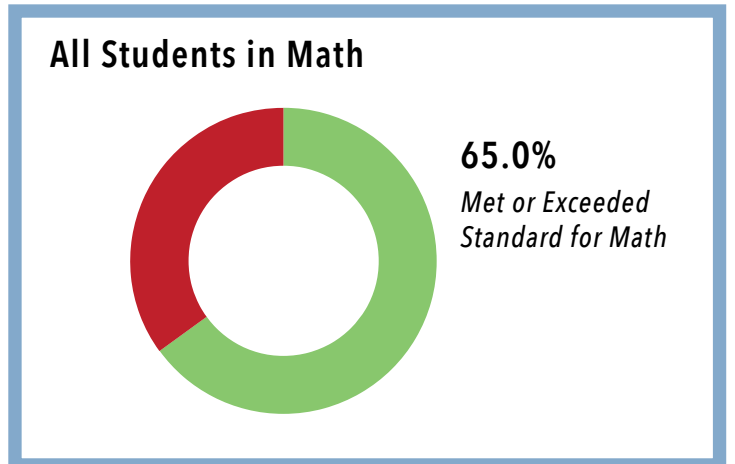
### STUDENT GROUPS



## ELA:



## MATH:










# Discovery Charter School II (Falcon)

Academic Year 2022-2023 • Current Grade Span: TK-8



## Fast Facts

	District Appeal or Countywide: District Appeal (SJUSD)
	Authorization by SCCBOE: 2013
	Year Opened: 2013
	Renewal Year(s): 2018
	Current Charter Term: 2018-2025

## Financial Data

Average Site Administrator Salary	\$146,900
Average Teacher Salary	\$86,306
Average Classified Staff Salary	\$52,103
Average per Pupil Cost	\$10,480
CMO Rate	0%
CMO Fee	N/A
Facility Cost	\$1,198,861
Facility - Leased/Owned	Leased
Participates in STRS	Yes
Participates in PERS	No
Other Retirement Benefits	403(b), 457
Annual Teacher Attrition Rate (Teachers Not Returning/Total Teachers)	24%

*Data reported by school as of February 1, 2023.*

### Student to Teacher Ratio

Grades TK/K	22:1	Grades 1-3	22:1
Grades 4-8	28:1		

### Teachers

African American	1
Asian	4
Hispanic	5
White	14
Other	2
Two or More Races	1
<b>Total</b>	<b>27</b>
Average Tenure Teaching	6.9
Average Tenure at Site	3.8

### Administrators

African American	0
Asian	0
Hispanic	2
White	1
Other	0
Two or More Races	0
<b>Total</b>	<b>3</b>
Average Tenure at Site	2.6

### Support Staff

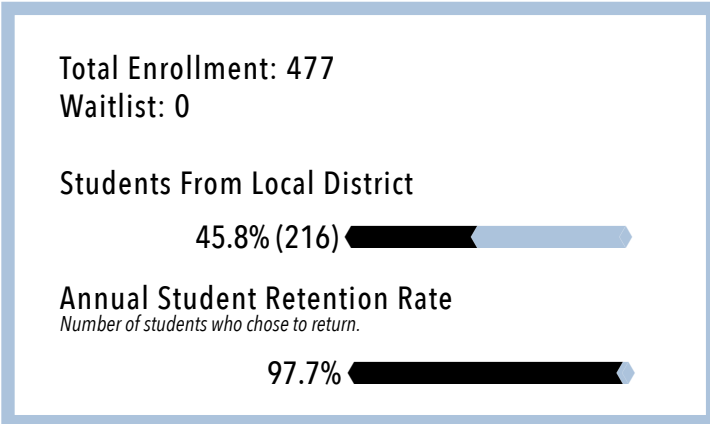
African American	1
Asian	11
Hispanic	7
White	12
Other	1
Two or More Races	0
<b>Total</b>	<b>32</b>
Average Tenure at Site	4.3

# Director: Karla Lund


## CMO: Discovery Charter Schools

762 Sunset Glen • San José, CA 95123 • Tel: 408-300-1358 • E-mail: klund@discoverytwo.org

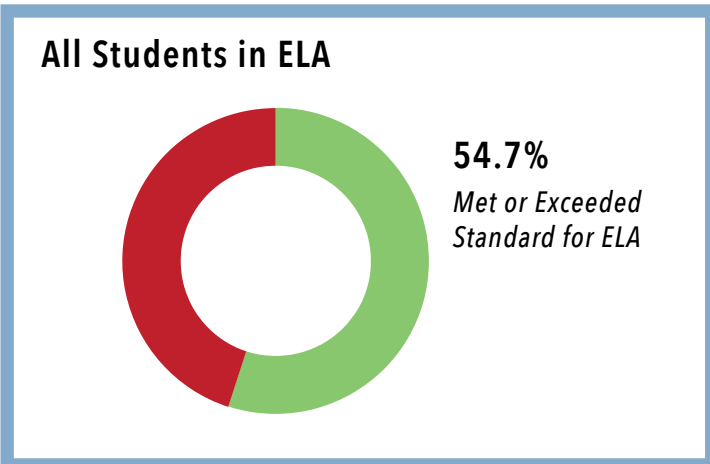
### STUDENT ENROLLMENT



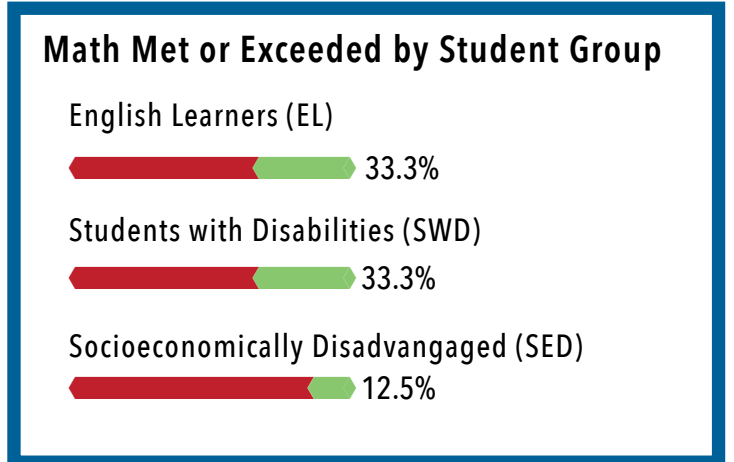
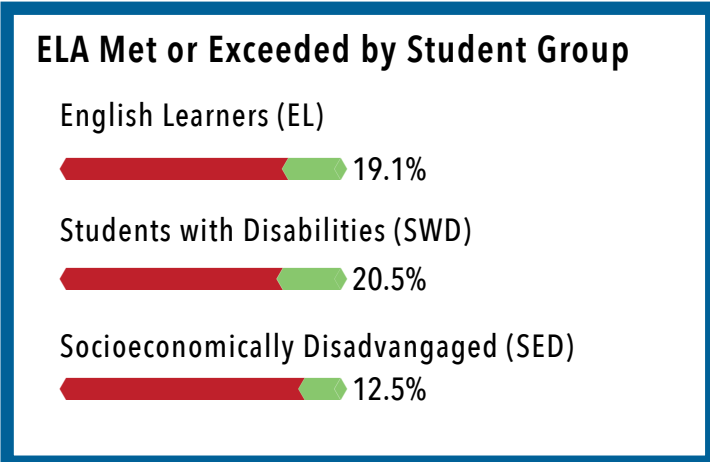
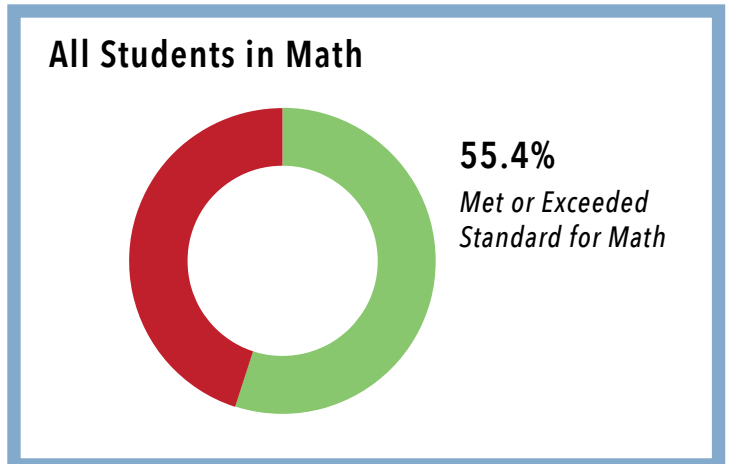
### STUDENT GROUPS



### ELA:



### MATH:










# Downtown College Prep (DCP) – Alum Rock

Academic Year 2022-2023 • Current Grade Span: 6-12



## Fast Facts

- 
District Appeal or Countywide:  
District Appeal (ESUHSD)
- 
Authorization by SCCBOE:  
2009
- 
Year Opened:  
2011
- 
Renewal Year(s):  
2016, 2020
- 
Current Charter Term:  
2021-2026

## Financial Data

Average Site Administrator Salary	\$126,788
Average Teacher Salary	\$84,588
Average Classified Staff Salary	\$52,293
Average per Pupil Cost	\$23,005
CMO Rate	15%
CMO Fee	\$979,496
Facility Cost	\$665,087
Facility - Leased/Owned	Leased
Participates in STRS	Yes
Participates in PERS	Yes
Other Retirement Benefits	403(b)/457(b)
Annual Teacher Attrition Rate (Teachers Not Returning/Total Teachers)	35%

*Data reported by school as of February 1, 2023.*

<b>Student to Teacher Ratio</b>			
Grades 4-8	32:1	Grades 9-12	32:1

Teachers		Administrators		Support Staff	
African American	2	African American	1	African American	2
Asian	1	Asian	0	Asian	2
Hispanic	12	Hispanic	1	Hispanic	28
White	12	White	0	White	2
Other	0	Other	0	Other	0
Two or More Races	3	Two or More Races	0	Two or More Races	1
<b>Total</b>	<b>30</b>	<b>Total</b>	<b>2</b>	<b>Total</b>	<b>35</b>
Average Tenure Teaching	4.4	Average Tenure at Site	8.5	Average Tenure at Site	1.9
Average Tenure at Site	2.9				

# Co-Principals: Jose Zavala (6-8), Joyce Davis (9-12)

## CMO: Downtown College Prep

2800 Ocala Rd. / 1776 Educational Park Dr., Bldg H • San José, CA 95148 / 95122

Tel: 408-942-7000 / 408-384-4554 • E-mail: jzavala@dcp.org / jdavis@dcp.org

### STUDENT ENROLLMENT

Total Enrollment: 504  
Waitlist: 29

Students From Local District

78% (394) 

Annual Student Retention Rate  
*Number of students who chose to return.*

71% 

### STUDENT GROUPS

English Learners (EL)

30% (156) 

Students with Disabilities (SWD)

13% (69) 

Socioeconomically Disadvantaged (SED)

70% (356) 

## ELA:

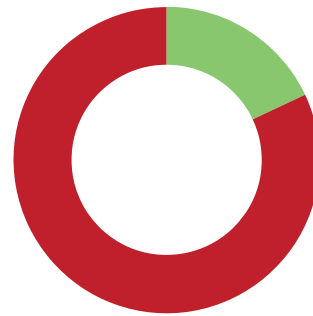
All Students in ELA



**35.1%**  
*Met or Exceeded  
Standard for ELA*

## MATH:

All Students in Math



**17.8%**  
*Met or Exceeded  
Standard for Math*

ELA Met or Exceeded by Student Group

English Learners (EL)

 7.2%

Students with Disabilities (SWD)

 8.8%

Socioeconomically Disadvantaged (SED)

 30.7%

Math Met or Exceeded by Student Group

English Learners (EL)

 0.8%

Students with Disabilities (SWD)

 2.90%

Socioeconomically Disadvantaged (SED)






 15.4%

# Opportunity Youth Academy (OYA)

Academic Year 2022-2023 • Current Grade Span: 9-12 (ages 16-24 years)



## Fast Facts

-  District Appeal or Countywide: Countywide
-  Authorization by SCCBOE: 2016
-  Year Opened: 2016
-  Renewal Year(s): 2021
-  Current Charter Term: 2021-2026

## Financial Data

Average Site Administrator Salary	\$179,944
Average Teacher Salary	\$150,250
Average Classified Staff Salary	\$71,000
Average per Pupil Cost	\$20,717
CMO Rate	N/A
CMO Fee	N/A
Facility Cost	\$58,469
Facility - Leased/Owned	Leased
Participates in STRS	Yes
Participates in PERS	Yes
Other Retirement Benefits	N/A
Annual Teacher Attrition Rate (Teachers Not Returning/Total Teachers)	0%

*Data reported by school as of February 1, 2023.*

**Student to Teacher Ratio**  
Grades 9-12 38:1

Teachers		Administrators		Support Staff	
African American	1	African American	0	African American	1
Asian	1	Asian	0	Asian	1
Hispanic	3	Hispanic	1	Hispanic	11
White	4	White	1	White	0
Other	1	Other	1	Other	0
Two or More Races	0	Two or More Races	0	Two or More Races	0
<b>Total</b>	<b>10</b>	<b>Total</b>	<b>3</b>	<b>Total</b>	<b>13</b>
Average Tenure Teaching	5	Average Tenure at Site	5	Average Tenure at Site	0
Average Tenure at Site	5				



# Director: Phil Morales

## SCCOE Dependent Charter

Main Office - OYA Snell - 3550 Snell Ave. • San José, CA 95136 • Tel: 408-573-3260 • E-mail: pmorales@sccoe.org

### STUDENT ENROLLMENT

Total Enrollment: 347  
Waitlist: 0

Students From Local District

100% (347) 

Annual Student Retention Rate  
*Number of students who chose to return.*

100% 

### STUDENT GROUPS

English Learners (EL)

22% (76) 

Students with Disabilities (SWD)

22% (76) 

Socioeconomically Disadvantaged (SED)

88% (305) 

### ELA:

#### All Students in ELA



**26.7%**  
*Met or Exceeded  
Standard for ELA*

### MATH:

#### All Students in Math



**3.4%**  
*Met or Exceeded  
Standard for Math*

#### ELA Met or Exceeded by Student Group

English Learners (EL)

 12.5%

Students with Disabilities (SWD)

 0%

Socioeconomically Disadvantaged (SED)

 26.5%

#### Math Met or Exceeded by Student Group

English Learners (EL)

 0%

Students with Disabilities (SWD)

 0%

Socioeconomically Disadvantaged (SED)

 0%

OYA is a Dashboard Alternative School Status (DASS) school. DASS enables alternative schools in California to use modified methods of evaluation to fairly support the ever-changing student population.








# Rocketship Alma Academy

Academic Year 2022-2023 • Current Grade Span: TK-5



## Fast Facts

	District Appeal or Countywide: Countywide
	Authorization by SCCBOE: 2011
	Year Opened: 2012
	Renewal Year(s): 2017
	Current Charter Term: 2017-2024

## Financial Data

Average Site Administrator Salary	\$94,639
Average Teacher Salary	\$66,451
Average Classified Staff Salary	\$37,070
Average per Pupil Cost	\$18,164
CMO Rate	15%
CMO Fee	\$1,543,155
Facility Cost	\$721,536
Facility - Leased/Owned	Leased
Participates in STRS	Yes
Participates in PERS	No
Other Retirement Benefits	403(b)
Annual Teacher Attrition Rate (Teachers Not Returning/Total Teachers)	29%

*Data reported by school as of February 1, 2023.*

### Student to Teacher Ratio

Grades TK/K	30:1	Grades 1-3	29:1
Grades 4-8	27:1		

### Teachers

African American	1
Asian	6
Hispanic	12
White	4
Other	0
Two or More Races	0
<b>Total</b>	<b>23</b>
Average Tenure Teaching	2.7
Average Tenure at Site	2.6

### Administrators

African American	1
Asian	0
Hispanic	5
White	2
Other	0
Two or More Races	0
<b>Total</b>	<b>8</b>
Average Tenure at Site	6

### Support Staff

African American	4
Asian	0
Hispanic	15
White	3
Other	2
Two or More Races	1
<b>Total</b>	<b>25</b>
Average Tenure at Site	3.4

# Principal: Carley Reiss

## CMO: Rocketship Public Schools

198 W. Alma Ave. • San José, CA 95110 • Tel: 408-931-6838 • E-mail: creiss@rsed.org

### STUDENT ENROLLMENT

Total Enrollment: 517  
Waitlist: 69

Students From Local District

56.1% (290)

Annual Student Retention Rate  
*Number of students who chose to return.*

87.4%

### STUDENT GROUPS

English Learners (EL)

57.3% (296)

Students with Disabilities (SWD)

12.6% (65)

Socioeconomically Disadvantaged (SED)

61.3% (317)

### ELA:

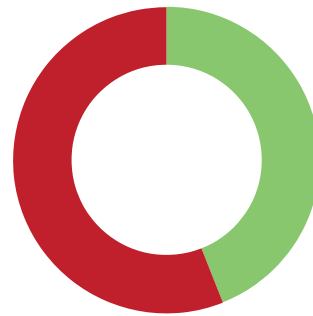
All Students in ELA



**56.7%**  
*Met or Exceeded  
Standard for ELA*

### MATH:

All Students in Math



**44.2%**  
*Met or Exceeded  
Standard for Math*

ELA Met or Exceeded by Student Group

English Learners (EL)

40.3%

Students with Disabilities (SWD)

40.9%

Socioeconomically Disadvantaged (SED)

54.7%

Math Met or Exceeded by Student Group

English Learners (EL)

30.3%

Students with Disabilities (SWD)

28.6%

Socioeconomically Disadvantaged (SED)

42.1%



# Rocketship Academy for Brilliant Minds

Academic Year 2022-2023 • Current Grade Span: TK-5



## Fast Facts



District Appeal or Countywide:  
Countywide



Authorization by SCCBOE:  
2011



Year Opened:  
2012



Renewal Year(s):  
2016



Current Charter Term:  
2017-2024

## Financial Data

Average Site Administrator Salary	\$102,092
Average Teacher Salary	\$66,596
Average Classified Staff Salary	\$38,608
Average per Pupil Cost	\$19,023
CMO Rate	15%
CMO Fee	\$1,796,248
Facility Cost	\$849,602
Facility - Leased/Owned	Leased
Participates in STRS	Yes
Participates in PERS	No
Other Retirement Benefits	403(b)
Annual Teacher Attrition Rate (Teachers Not Returning/Total Teachers)	29%

Data reported by school as of February 1, 2023.

### Student to Teacher Ratio

Grades TK/K	34:1	Grades 1-3	28:1
Grades 4-8	29:1		

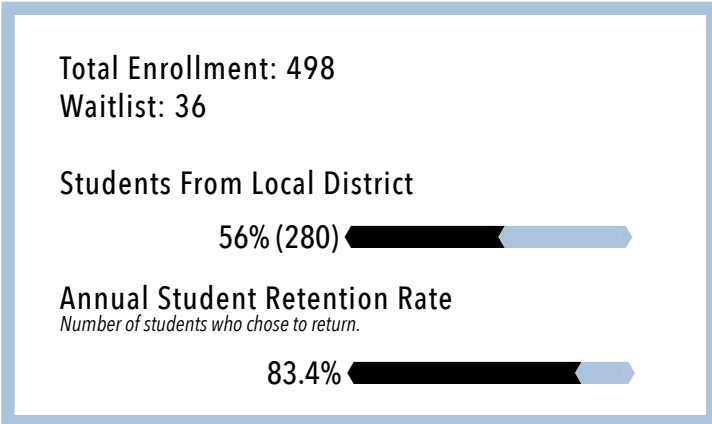
Teachers		Administrators		Support Staff	
African American	0	African American	0	African American	1
Asian	6	Asian	3	Asian	1
Hispanic	10	Hispanic	2	Hispanic	18
White	4	White	3	White	1
Other	0	Other	0	Other	1
Two or More Races	3	Two or More Races	0	Two or More Races	0
<b>Total</b>	<b>23</b>	<b>Total</b>	<b>8</b>	<b>Total</b>	<b>22</b>
Average Tenure Teaching	3.9	Average Tenure at Site	3.7	Average Tenure at Site	3.5
Average Tenure at Site	3.6				

# Principal: Lisa Greene


## CMO: Rocketship Public Schools

2962 Story Rd. • San José, CA 95127 • Tel: 408-708-5650 • E-mail: lgreene@rsed.org

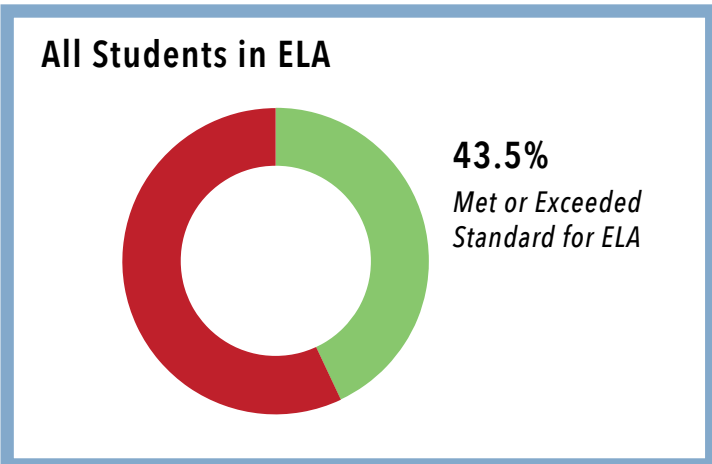
### STUDENT ENROLLMENT



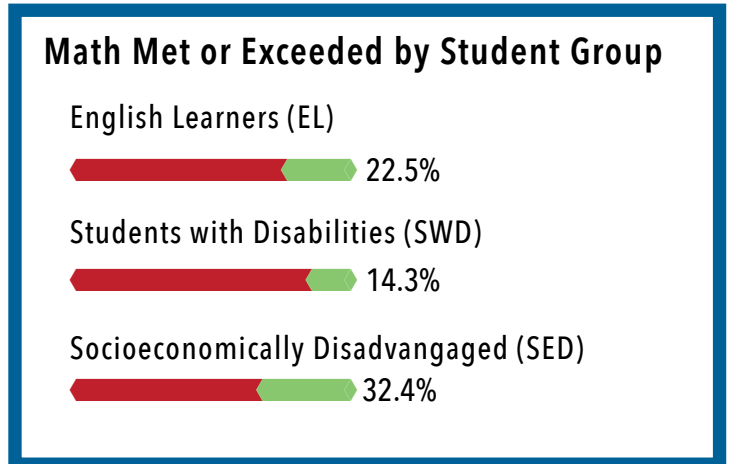
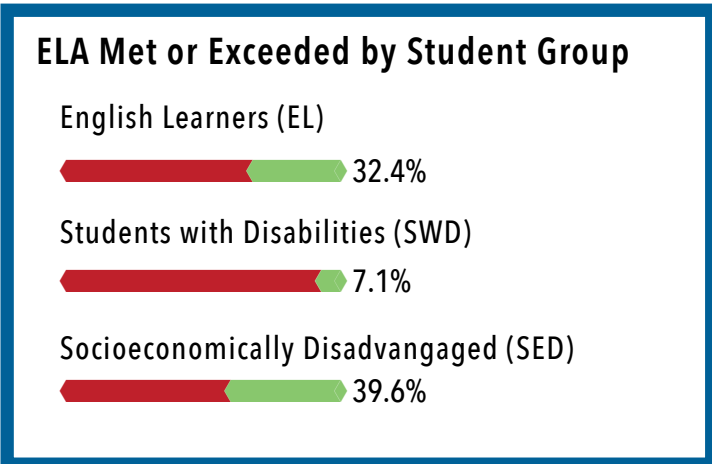
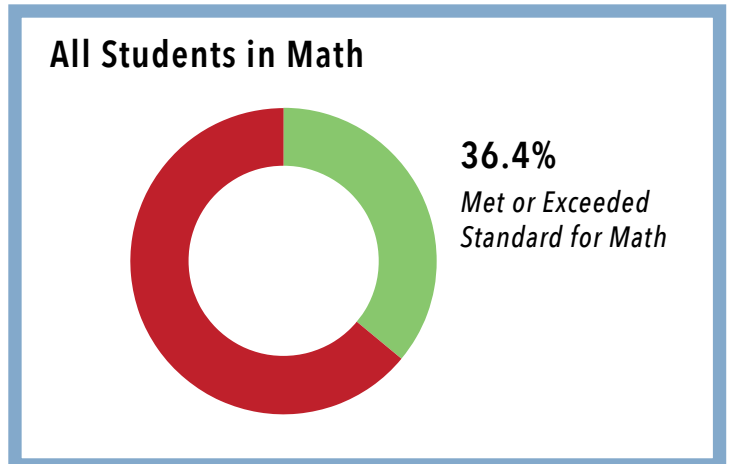
### STUDENT GROUPS



### ELA:



### MATH:










# Rocketship Discovery Prep

Academic Year 2022-2023 • Current Grade Span: TK-5



## Fast Facts

- 
District Appeal or Countywide:  
Countywide
- 
Authorization by SCCBOE:  
2011
- 
Year Opened:  
2011
- 
Renewal Year(s):  
2016, 2020
- 
Current Charter Term:  
2021-2026

## Financial Data

Average Site Administrator Salary	\$91,352
Average Teacher Salary	\$67,295
Average Classified Staff Salary	\$38,681
Average per Pupil Cost	\$18,437
CMO Rate	15%
CMO Fee	\$1,291,149
Facility Cost	\$746,524
Facility - Leased/Owned	Leased
Participates in STRS	Yes
Participates in PERS	No
Other Retirement Benefits	403(b)
Annual Teacher Attrition Rate (Teachers Not Returning/Total Teachers)	57%

*Data reported by school as of February 1, 2023.*

<b>Student to Teacher Ratio</b>			
Grades TK-K	29:1	Grades 1-3	23:1
Grades 4-8	27:1		

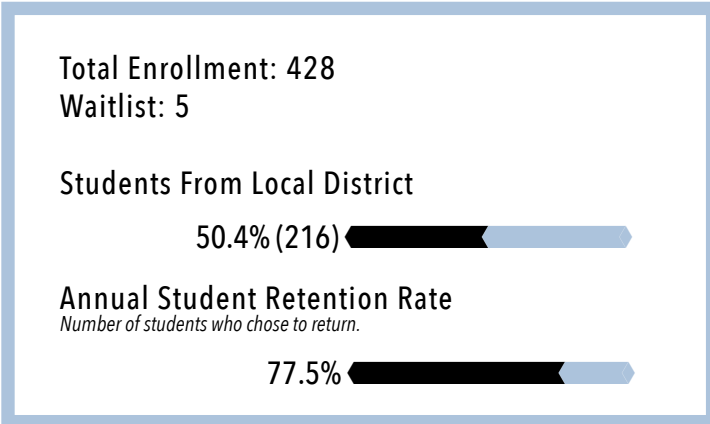
Teachers	Administrators	Support Staff	
African American	4	African American	2
Asian	6	Asian	1
Hispanic	8	Hispanic	13
White	2	White	2
Other	1	Other	0
Two or More Races	0	Two or More Races	0
<b>Total</b>	<b>21</b>	<b>Total</b>	<b>18</b>
Average Tenure Teaching	2.4	Average Tenure at Site	2.7
Average Tenure at Site	2.4		

# Principal: Jasmin Quiroz


## CMO: Rocketship Public Schools

370 Wooster Ave. • San José, CA 95116 • Tel: 408-217-8951 • E-mail: [jquiroz@rsed.org](mailto:jquiroz@rsed.org)

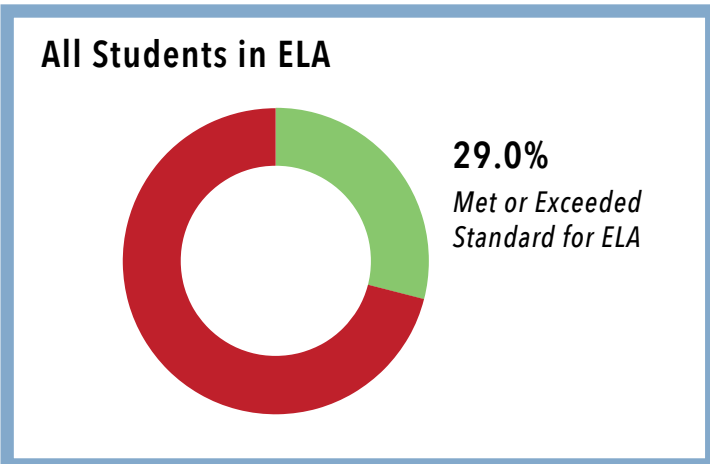
### STUDENT ENROLLMENT



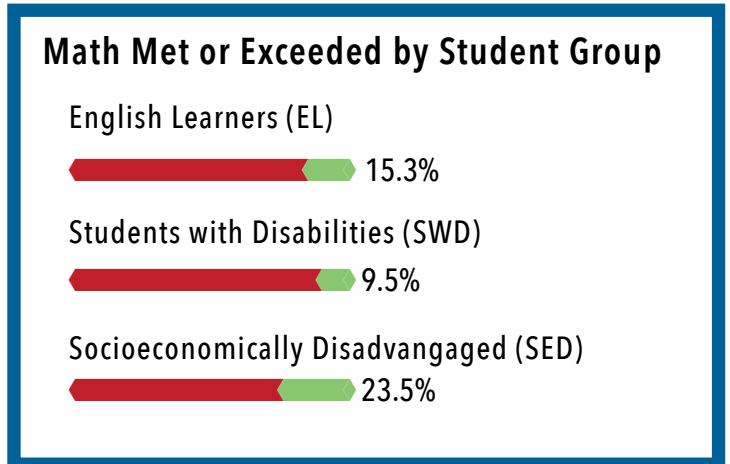
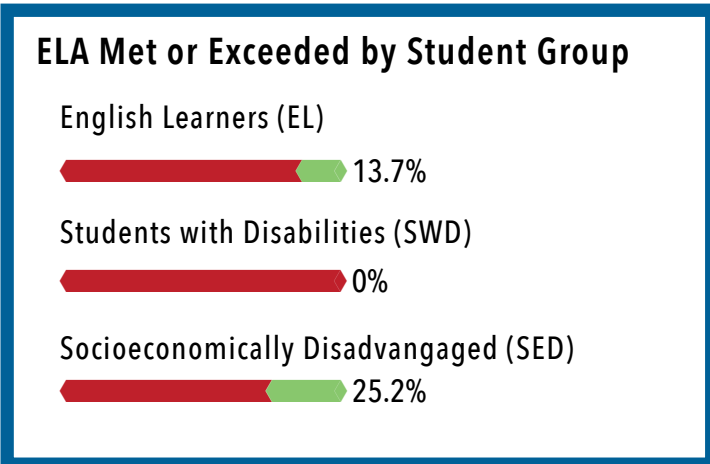
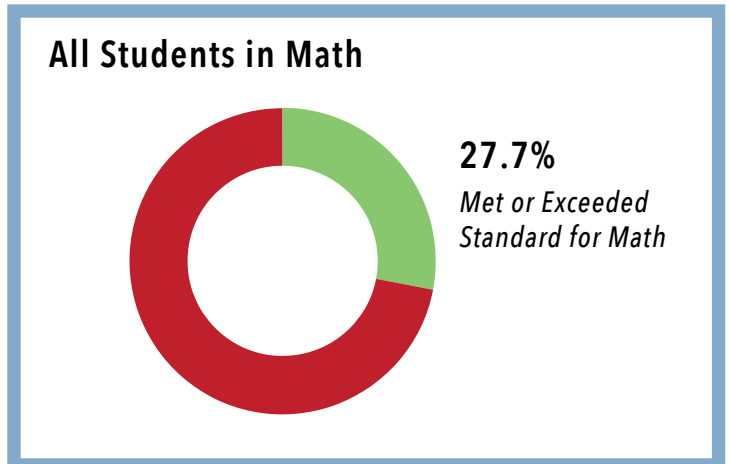
### STUDENT GROUPS



### ELA:



### MATH:










# Rocketship Fuerza Community Prep

Academic Year 2022-2023 • Current Grade Span: TK-5



## Fast Facts

	District Appeal or Countywide: District Appeal (ARUSD)
	Authorization by SCCBOE: 2014
	Year Opened: 2014
	Renewal Year(s): 2018
	Current Charter Term: 2019-2026

## Financial Data

Average Site Administrator Salary	\$93,204
Average Teacher Salary	\$66,635
Average Classified Staff Salary	\$40,232
Average per Pupil Cost	\$17,761
CMO Rate	15%
CMO Fee	\$1,883,564
Facility Cost	\$1,108,944
Facility - Leased/Owned	Leased
Participates in STRS	Yes
Participates in PERS	No
Other Retirement Benefits	403(b)
Annual Teacher Attrition Rate (Teachers Not Returning/Total Teachers)	15%

*Data reported by school as of February 1, 2023.*

### Student to Teacher Ratio

Grades TK/K	30:1	Grades 1-3	31:1
Grades 4-8	31:1		

### Teachers

African American	1
Asian	4
Hispanic	12
White	4
Other	0
Two or More Races	2
<b>Total</b>	<b>23</b>
Average Tenure Teaching	3
Average Tenure at Site	3.2

### Administrators

African American	1
Asian	2
Hispanic	3
White	0
Other	0
Two or More Races	1
<b>Total</b>	<b>7</b>
Average Tenure at Site	5.8

### Support Staff

African American	2
Asian	3
Hispanic	17
White	2
Other	0
Two or More Races	1
<b>Total</b>	<b>25</b>
Average Tenure at Site	4.9

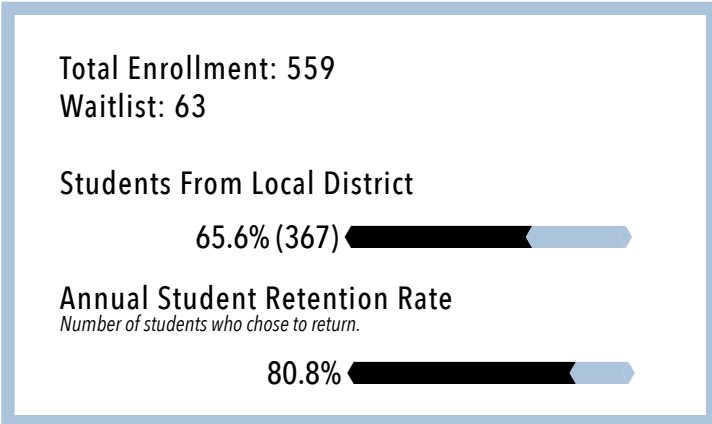


# Principal: Briana Neveras


## CMO: Rocketship Public Schools

70 S. Jackson Ave. • San José, CA 95116 • Tel: 408-708-5744 • E-mail: [bneveras@rsed.org](mailto:bneveras@rsed.org)

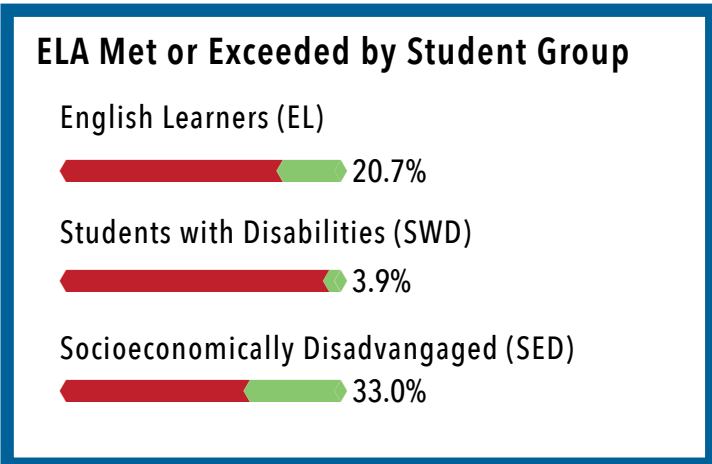
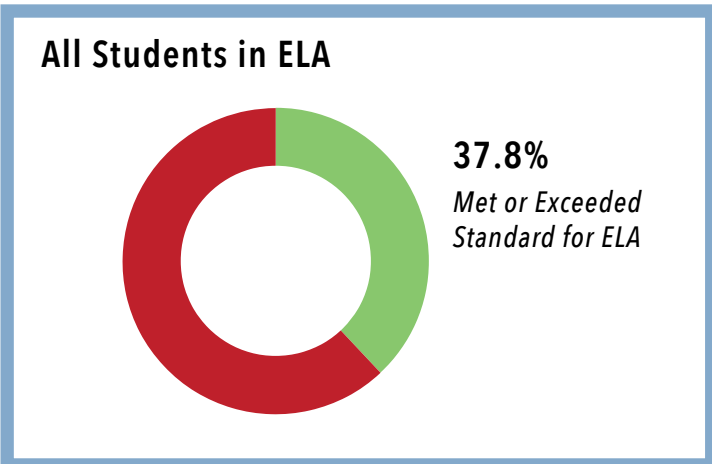
### STUDENT ENROLLMENT



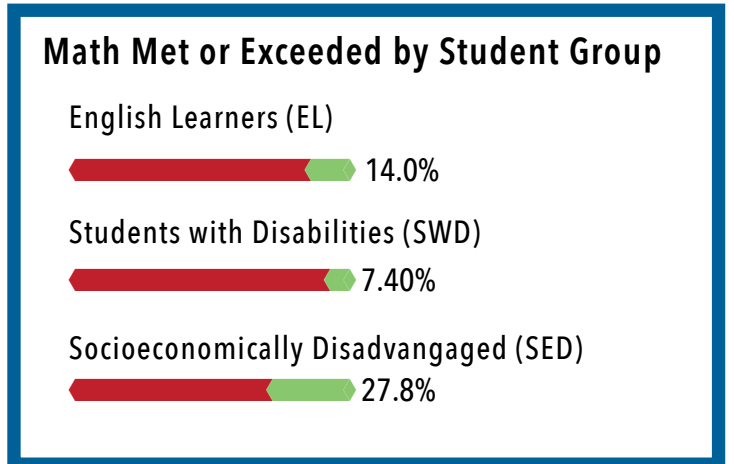
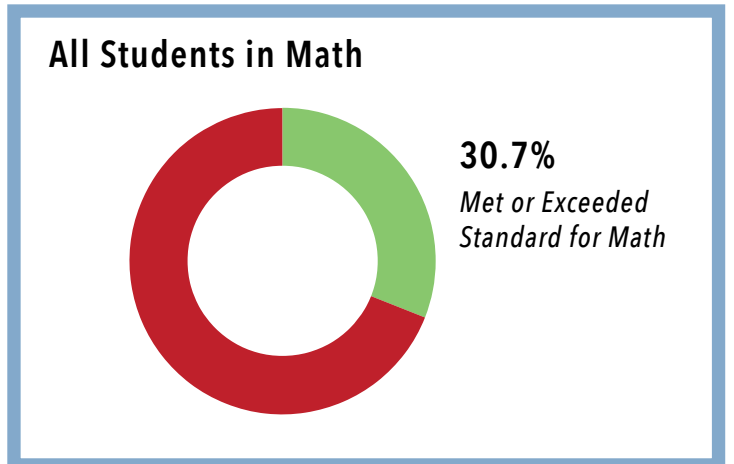
### STUDENT GROUPS



## ELA:




## MATH:










# Rocketship Los Sueños Academy

Academic Year 2022-2023 • Current Grade Span: TK-5



## Fast Facts

- 
District Appeal or Countywide:  
Countywide
- 
Authorization by SCCBOE:  
2009
- 
Year Opened:  
2010
- 
Renewal Year(s):  
2015, 2020
- 
Current Charter Term:  
2020-2027

## Financial Data

Average Site Administrator Salary	\$103,143
Average Teacher Salary	\$69,173
Average Classified Staff Salary	\$41,170
Average per Pupil Cost	\$20,976
CMO Rate	15%
CMO Fee	\$1,320,137
Facility Cost	\$859,654
Facility - Leased/Owned	Leased
Participates in STRS	Yes
Participates in PERS	No
Other Retirement Benefits	403(b)
Annual Teacher Attrition Rate (Teachers Not Returning/Total Teachers)	19%

*Data reported by school as of February 1, 2023.*

### Student to Teacher Ratio

Grades TK/K	28:1	Grades 1-3	24:1
Grades 4-8	25:1		

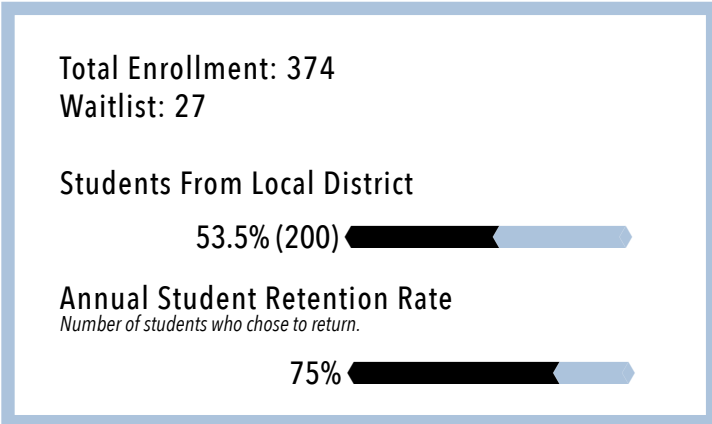
Teachers	Administrators	Support Staff	
African American	2	African American	0
Asian	5	Asian	1
Hispanic	7	Hispanic	11
White	4	White	3
Other	0	Other	0
Two or More Races	2	Two or More Races	0
<b>Total</b>	<b>20</b>	<b>Total</b>	<b>15</b>
Average Tenure Teaching	3.6	Average Tenure at Site	5.1
Average Tenure at Site	4.1		

# Principal: Gabriela Gordon


## CMO: Rocketship Public Schools

331 S. 34th St. • San José, CA 95116 • Tel: 408-684-4028 • E-mail: ggordon@rsed.org

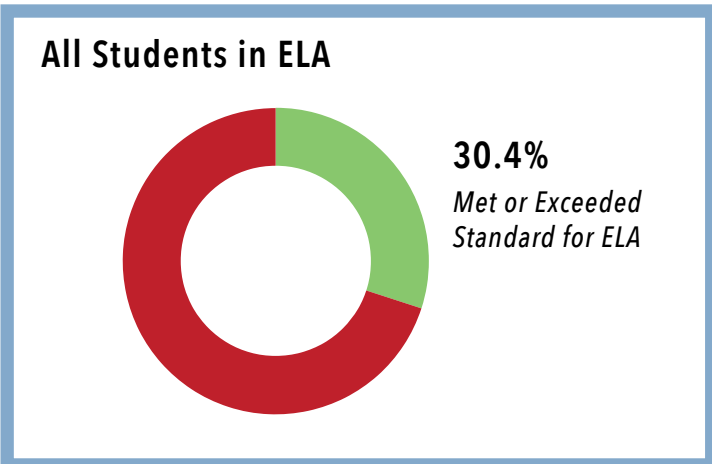
### STUDENT ENROLLMENT



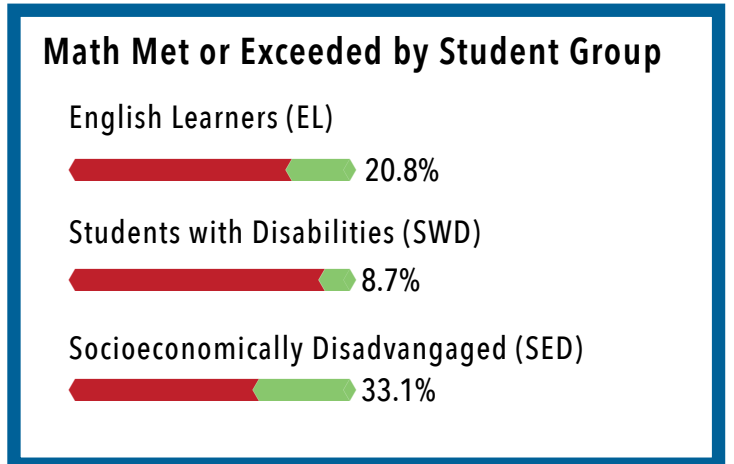
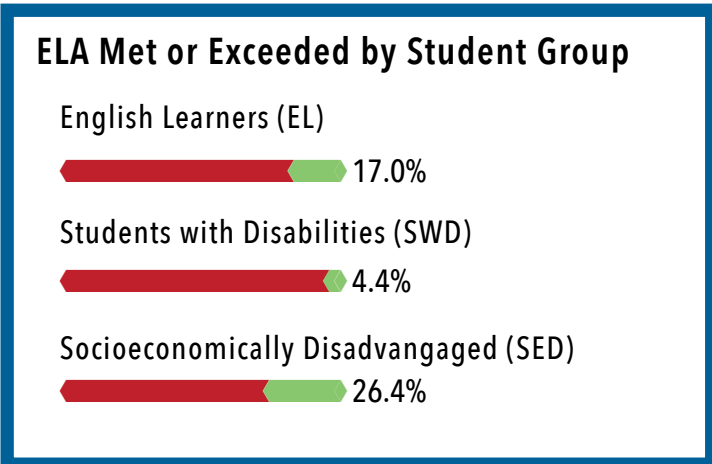
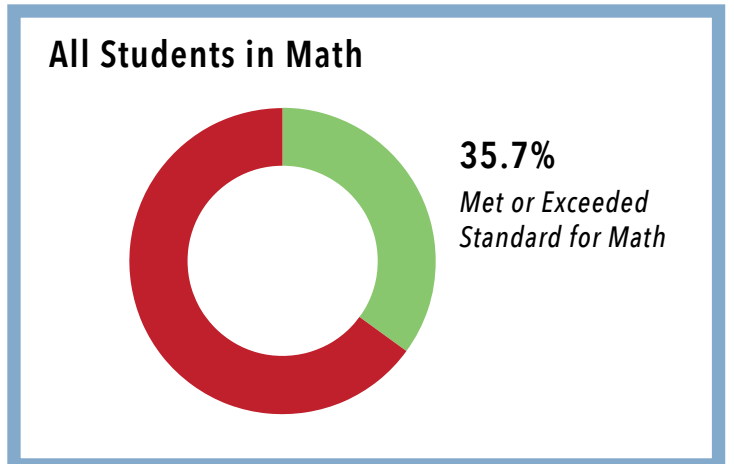
### STUDENT GROUPS



## ELA:



## MATH:










# Rocketship Mateo Sheedy

Academic Year 2022-2023 • Current Grade Span: TK-5



## Fast Facts

	District Appeal or Countywide: District Appeal (SJUSD)
	Authorization by SCCBOE: 2006
	Year Opened: 2007
	Renewal Year(s): 2009, 2015, 2019
	Current Charter Term: 2020-2027

## Financial Data

Average Site Administrator Salary	\$98,119
Average Teacher Salary	\$66,408
Average Classified Staff Salary	\$38,146
Average per Pupil Cost	\$17,116
CMO Rate	15%
CMO Fee	\$1,534,852
Facility Cost	\$868,362
Facility - Leased/Owned	Leased
Participates in STRS	Yes
Participates in PERS	No
Other Retirement Benefits	403(b)
Annual Teacher Attrition Rate (Teachers Not Returning/Total Teachers)	52%

*Data reported by school as of February 1, 2023.*

### Student to Teacher Ratio

Grades TK/K	20:1	Grades 1-3	27:1
Grades 4-8	29:1		

## Teachers

African American	0
Asian	3
Hispanic	9
White	5
Other	1
Two or More Races	0
<b>Total</b>	<b>18</b>
Average Tenure Teaching	2.9
Average Tenure at Site	3.2

## Administrators

African American	1
Asian	3
Hispanic	4
White	0
Other	0
Two or More Races	0
<b>Total</b>	<b>8</b>
Average Tenure at Site	6.4

## Support Staff

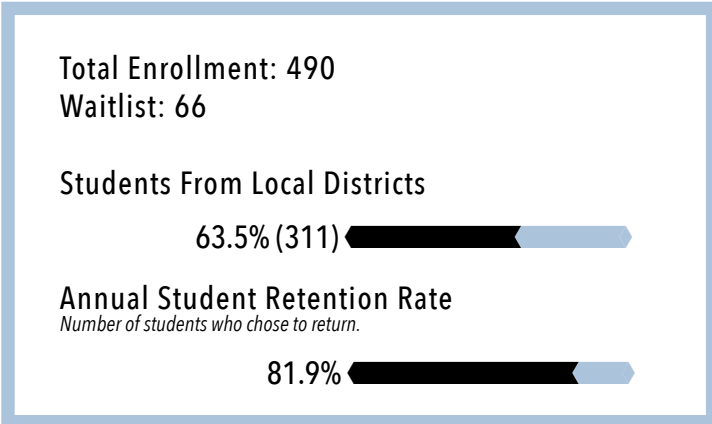
African American	0
Asian	1
Hispanic	17
White	1
Other	0
Two or More Races	0
<b>Total</b>	<b>19</b>
Average Tenure at Site	2.6

# Principal: Courtney English


## CMO: Rocketship Public Schools

768 Locust St. • San José, CA 95110 • Tel: 408-286-3330 • E-mail: cenglish@rsed.org

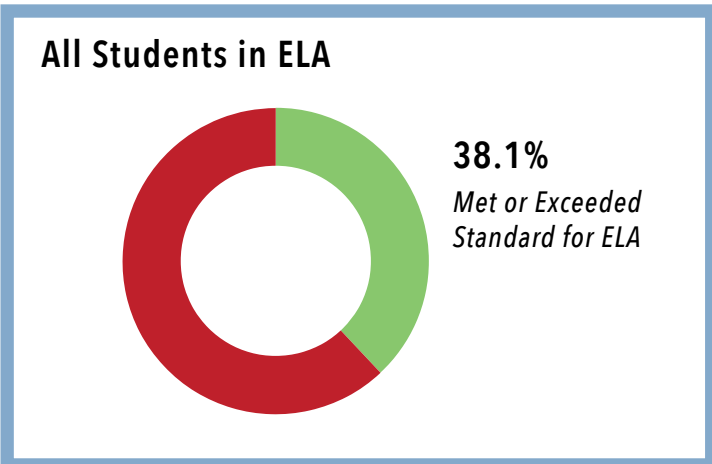
### STUDENT ENROLLMENT



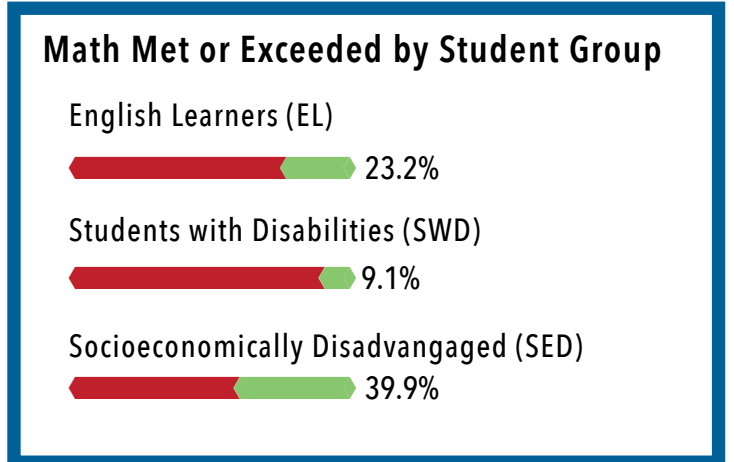
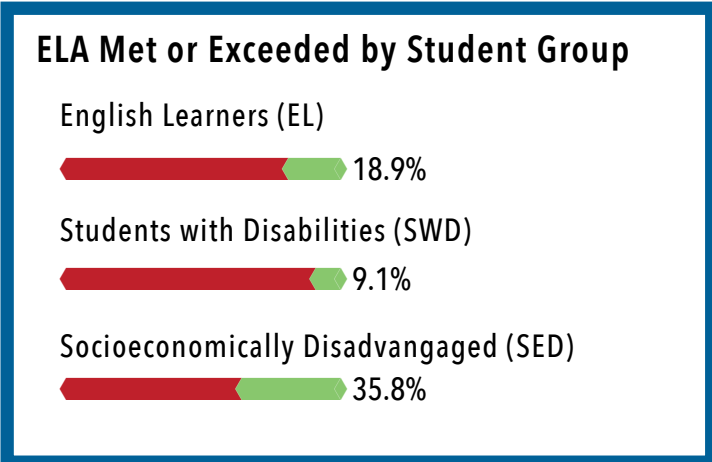
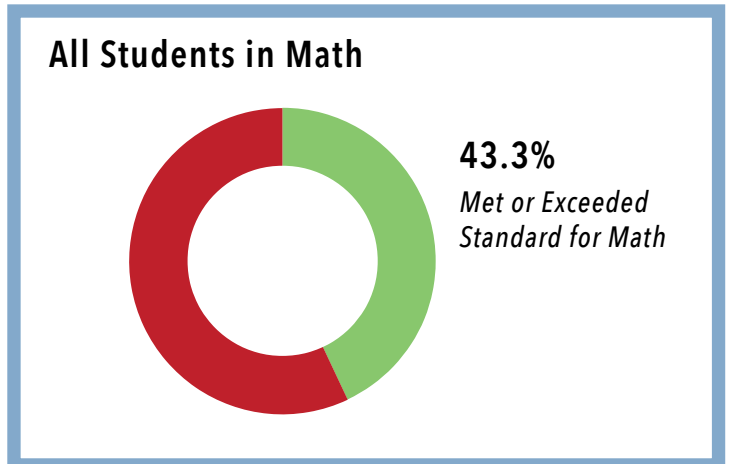
### STUDENT GROUPS



## ELA:



## MATH:










# Rocketship Rising Stars Academy

Academic Year 2022-2023 • Current Grade Span: TK-5



## Fast Facts

- 
District Appeal or Countywide:  
District Appeal (FMSD)
- 
Authorization by SCCBOE:  
2015
- 
Year Opened:  
2016
- 
Renewal Year(s):  
2020
- 
Current Charter Term:  
2021-2026

## Financial Data

Average Site Administrator Salary	\$95,388
Average Teacher Salary	\$69,517
Average Classified Staff Salary	\$40,450
Average per Pupil Cost	\$15,945
CMO Rate	15%
CMO Fee	\$1,861,229
Facility Cost	\$845,520
Facility - Leased/Owned	Leased
Participates in STRS	Yes
Participates in PERS	No
Other Retirement Benefits	403(b)
Annual Teacher Attrition Rate (Teachers Not Returning/Total Teachers)	15%

*Data reported by school as of February 1, 2023.*

### Student to Teacher Ratio

Grades TK/K	32:1	Grades 1-3	37:1
Grade 4-8	35:1		

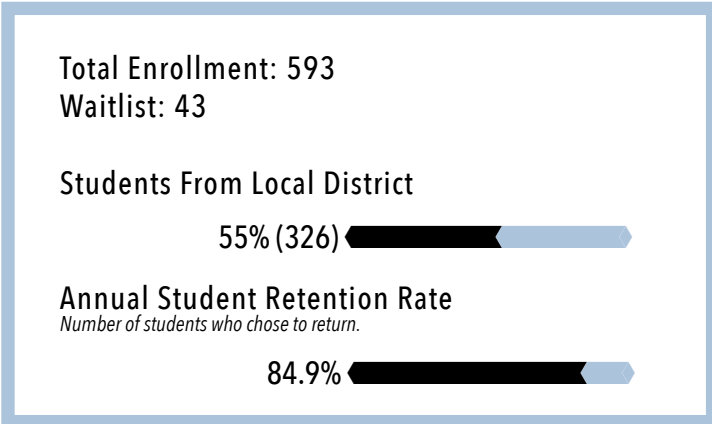
Teachers	Administrators	Support Staff	
African American	0	African American	0
Asian	6	Asian	2
Hispanic	10	Hispanic	16
White	5	White	3
Other	1	Other	0
Two or More Races	2	Two or More Races	3
<b>Total</b>	<b>24</b>	<b>Total</b>	<b>24</b>
Average Tenure Teaching	3	Average Tenure at Site	3.2
Average Tenure at Site	3.3		

# Principal: Alberto Perez


## CMO: Rocketship Public Schools

3172 Senter Rd. • San José, CA 95111 • Tel: 408-677-4879 • E-mail: aperez@rsed.org

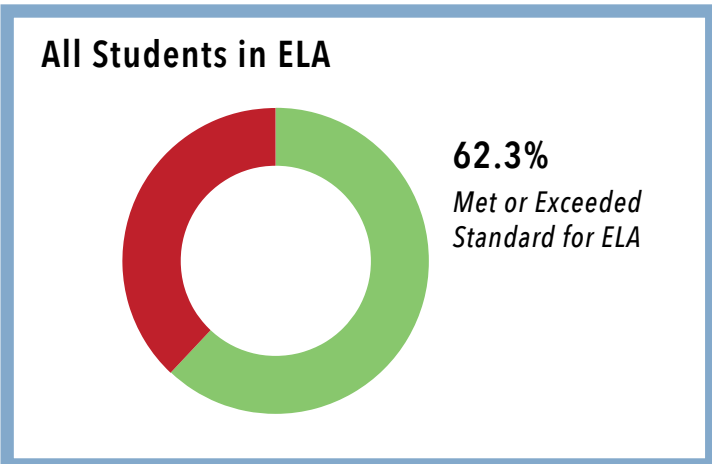
### STUDENT ENROLLMENT



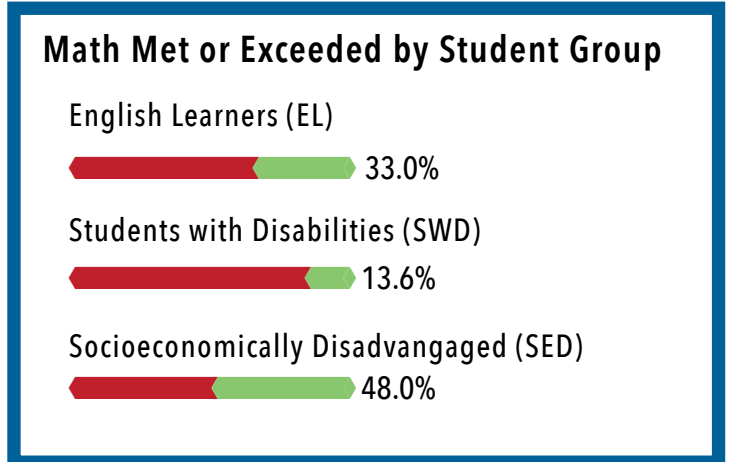
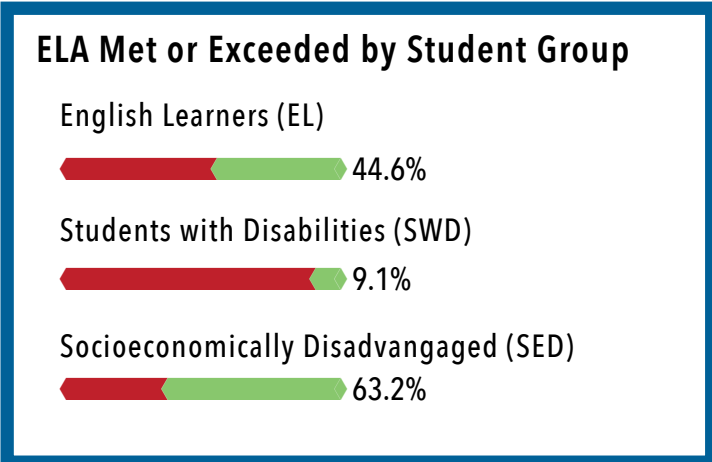
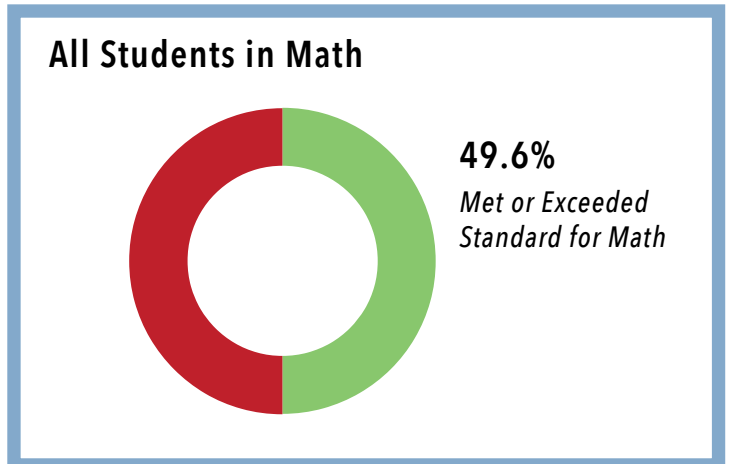
### STUDENT GROUPS



### ELA:



### MATH:










# Rocketship Sí Se Puede Academy

Academic Year 2022-2023 • Current Grade Span: TK-5



## Fast Facts

	District Appeal or Countywide: District Appeal (ARUSD)
	Authorization by SCCBOE: 2008
	Year Opened: 2009
	Renewal Year(s): 2011, 2016
	Current Charter Term: 2017-2024

## Financial Data

Average Site Administrator Salary	\$95,980
Average Teacher Salary	\$69,435
Average Classified Staff Salary	\$40,431
Average per Pupil Cost	\$21,707
CMO Rate	15%
CMO Fee	\$1,208,181
Facility Cost	\$619,413
Facility - Leased/Owned	Leased
Participates in STRS	Yes
Participates in PERS	No
Other Retirement Benefits	403(b)
Annual Teacher Attrition Rate (Teachers Not Returning/Total Teachers)	24%

Data reported by school as of February 1, 2023.

### Student to Teacher Ratio

Grades TK/K	20:1	Grades 1-3	24:1
Grades 4-8	27:1		

Teachers		Administrators		Support Staff	
African American	1	African American	1	African American	0
Asian	2	Asian	0	Asian	0
Hispanic	9	Hispanic	4	Hispanic	10
White	5	White	0	White	2
Other	0	Other	0	Other	0
Two or More Races	0	Two or More Races	2	Two or More Races	2
<b>Total</b>	<b>17</b>	<b>Total</b>	<b>7</b>	<b>Total</b>	<b>14</b>
Average Tenure Teaching	3.4	Average Tenure at Site	4.8	Average Tenure at Site	6.2
Average Tenure at Site	3.8				

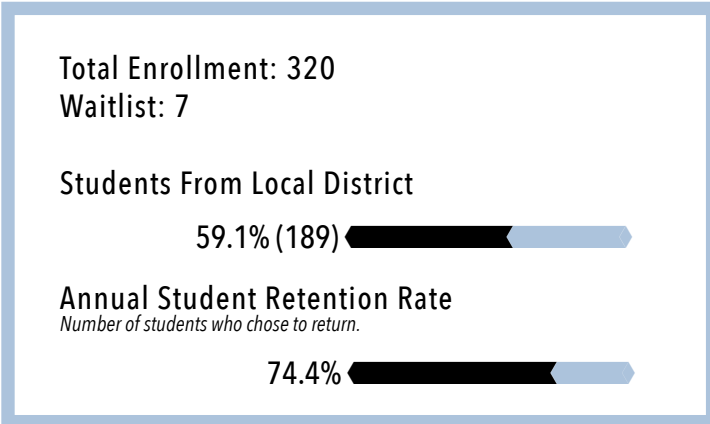


# Principal: Danisha West

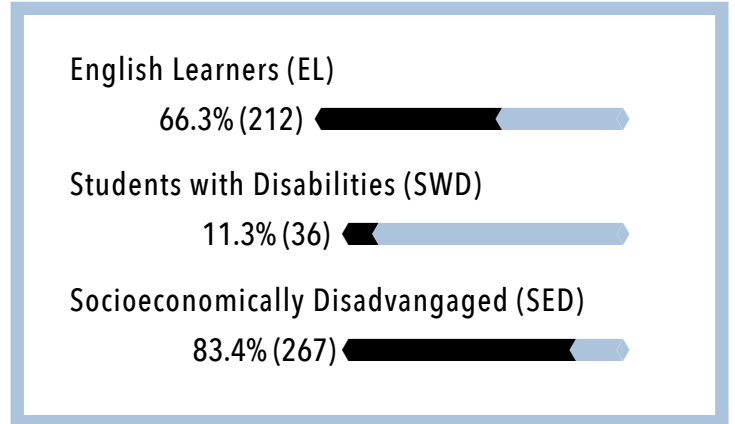
## CMO: Rocketship Public Schools

2249 Dobern Ave. • San José, CA 95116 • Tel: 408-824-5180 • E-mail: dwest@rsed.org

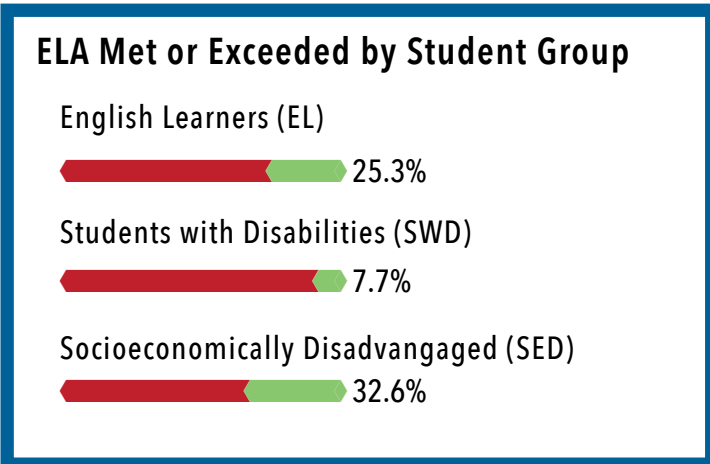
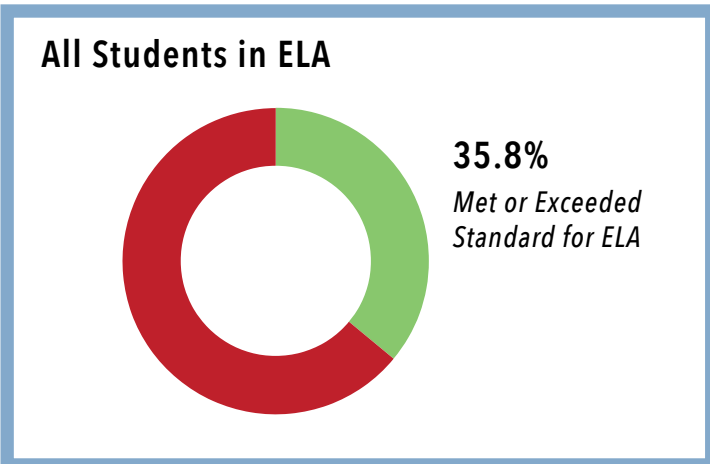
### STUDENT ENROLLMENT



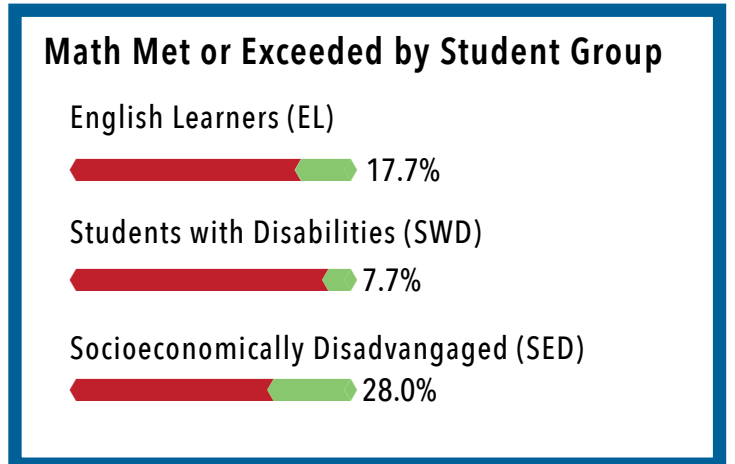
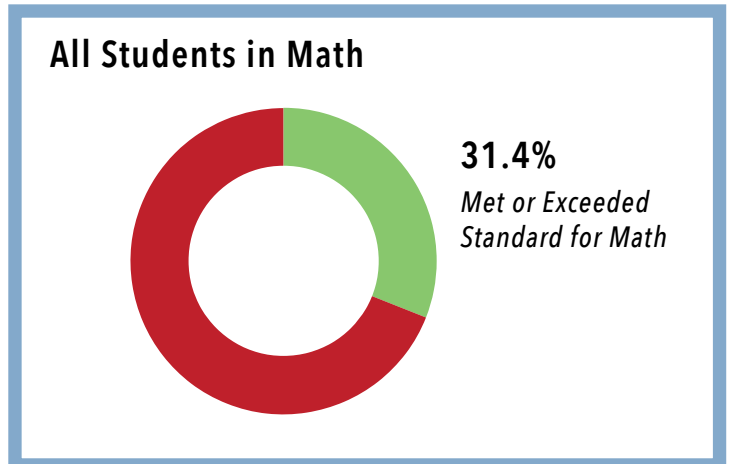
### STUDENT GROUPS



## ELA:



## MATH:








# Summit Public School: Denali

Academic Year 2022-2023 • Current Grade Span: 6-12



## Fast Facts

-  District Appeal or Countywide: Countywide
-  Authorization by SCCBOE: 2012
-  Year Opened: 2013
-  Renewal Year(s): 2017
-  Current Charter Term: 2018-2025\*

## Financial Data

Average Site Administrator Salary	\$113,667
Average Teacher Salary	\$81,966
Average Classified Staff Salary	\$50,000
Average per Pupil Cost	\$16,934
CMO Rate	17%
CMO Fee	\$1,024,489
Facility Cost	\$1,064,951
Facility - Leased/Owned	Leased
Participates in STRS	Yes
Participates in PERS	No
Other Retirement Benefits	401(a)
Annual Teacher Attrition Rate (Teachers Not Returning/Total Teachers)	26%

*Data reported by school as of February 1, 2023.*

<b>Student to Teacher Ratio</b>			
Grades 4-8	19:1	Grades 9-12	18:1

Teachers		Administrators		Support Staff	
African American	0	African American	1	African American	0
Asian	7	Asian	0	Asian	0
Hispanic	5	Hispanic	4	Hispanic	4
White	7	White	3	White	2
Other/Unspecified	13	Other/Unspecified	0	Other/Unspecified	1
Two or More Races	1	Two or More Races	0	Two or More Races	1
<b>Total</b>	<b>33</b>	<b>Total</b>	<b>8</b>	<b>Total</b>	<b>8</b>
Average Tenure Teaching	5.5	Average Tenure at Site	4.2	Average Tenure at Site	3.1
Average Tenure at Site	2.4				

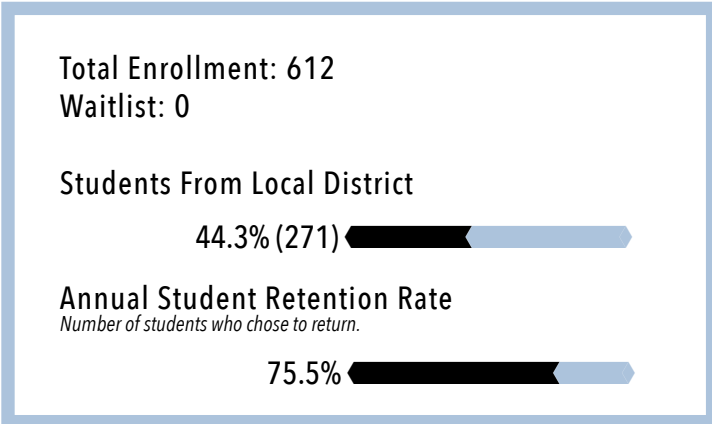
\*Summit Public School: Denali will voluntarily close on June 30, 2023.

# Co-Executive Directors: Chloe Sargeant (6-8); Laura Zado (9-12)


## CMO: Summit Public Schools

539 E. Weddell Dr. / 824 San Aleso Ave. • Sunnyvale, CA 94089/94085  
 Tel: 669-600-5695 • Email: csargeant@summitps.org, lzado@summitps.org

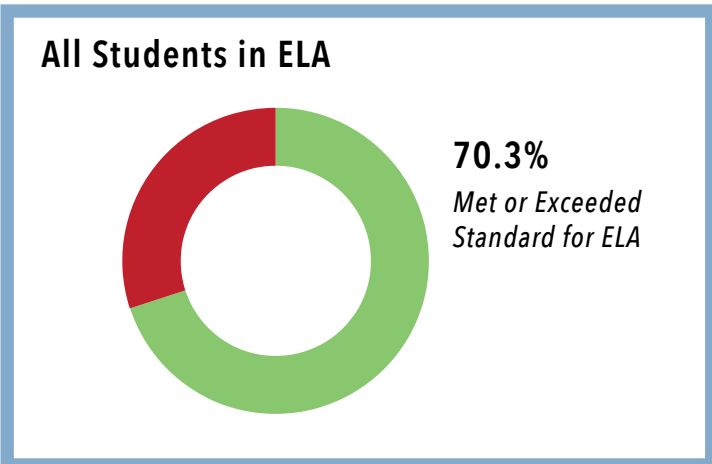
### STUDENT ENROLLMENT



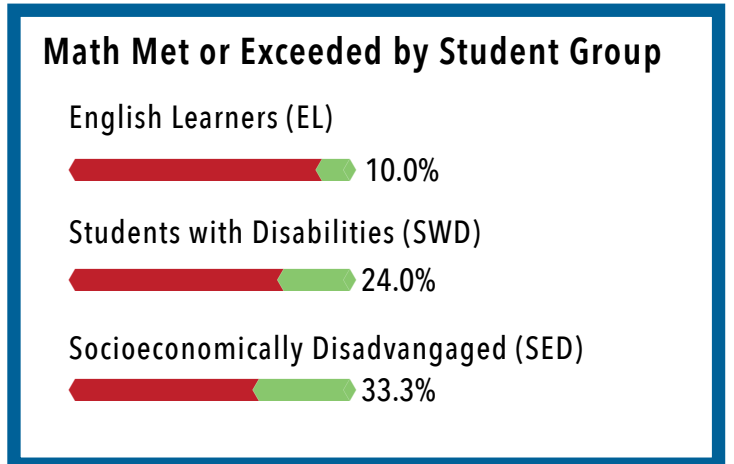
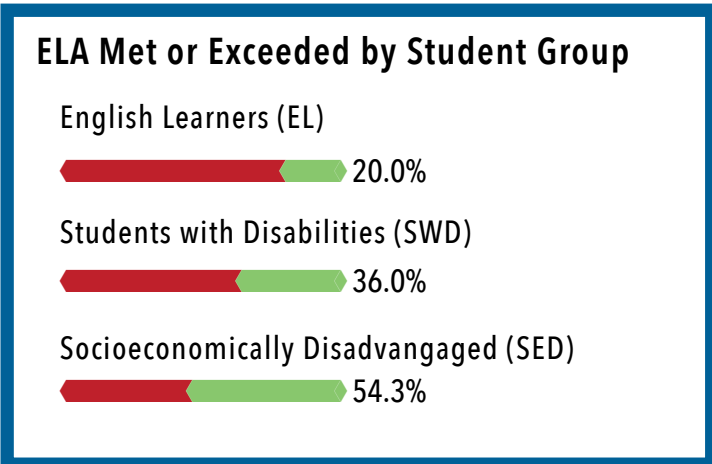
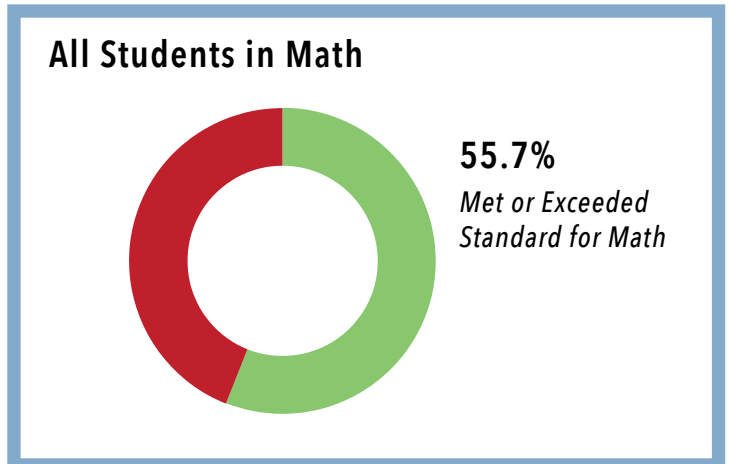
### STUDENT GROUPS



## ELA:



## MATH:








# Summit Public School: Tahoma

Academic Year 2022-2023 • Current Grade Span: 9-12



## Fast Facts

-  District Appeal or Countywide:  
District Appeal (ESUHSD)
-  Authorization by SCCBOE:  
2010
-  Year Opened:  
2011
-  Renewal Year(s):  
2016, 2021
-  Current Charter Term:  
2021-2026

## Financial Data

Average Site Administrator Salary	\$123,275
Average Teacher Salary	\$79,028
Average Classified Staff Salary	\$45,000
Average per Pupil Cost	\$15,067
CMO Rate	17%
CMO Fee	\$569,351
Facility Cost	\$175,713
Facility - Leased/Owned	Leased
Participates in STRS	Yes
Participates in PERS	No
Other Retirement Benefits	401(a)
Annual Teacher Attrition Rate (Teachers Not Returning/Total Teachers)	19%

*Data reported by school as of February 1, 2023.*

**Student to Teacher Ratio**  
Grades 9-12    15:1

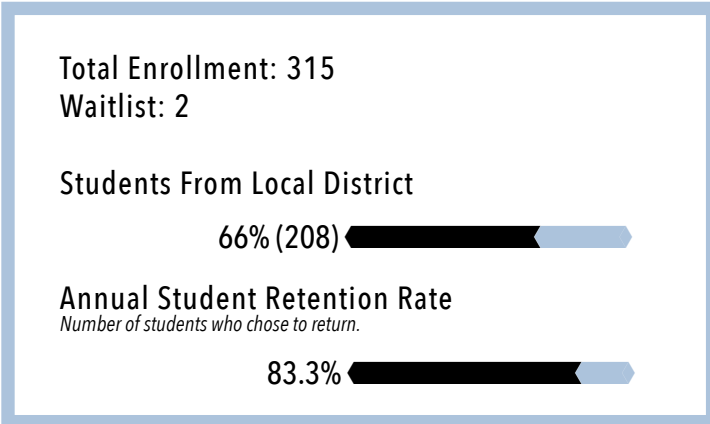
Teachers		Administrators		Support Staff	
African American	1	African American	0	African American	0
Asian	6	Asian	2	Asian	0
Hispanic	3	Hispanic	1	Hispanic	1
White	7	White	1	White	0
Other	1	Other	0	Other	1
Two or More Races	2	Two or More Races	0	Two or More Races	0
<b>Total</b>	<b>20</b>	<b>Total</b>	<b>4</b>	<b>Total</b>	<b>2</b>
Average Tenure Teaching	6	Average Tenure at Site	5	Average Tenure at Site	6
Average Tenure at Site	3				

# Executive Director: Jonathan Stewart


## CMO: Summit Public Schools

285 Blossom Hill Rd. • San José, CA 95123 • Tel: 408-729-1981 • E-mail: [jstewart@summitps.org](mailto:jstewart@summitps.org)

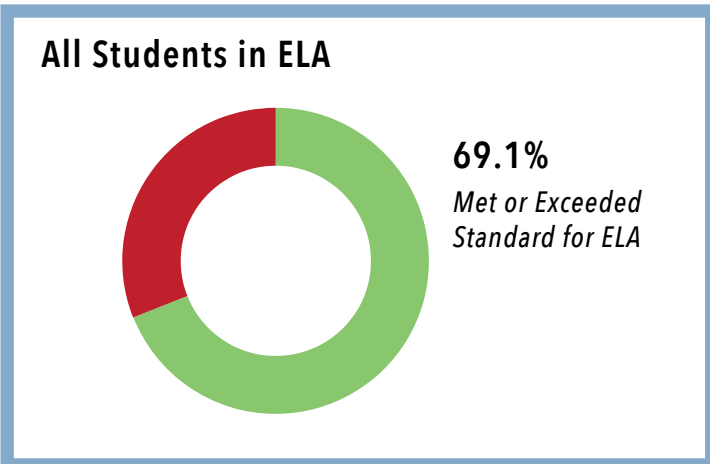
### STUDENT ENROLLMENT



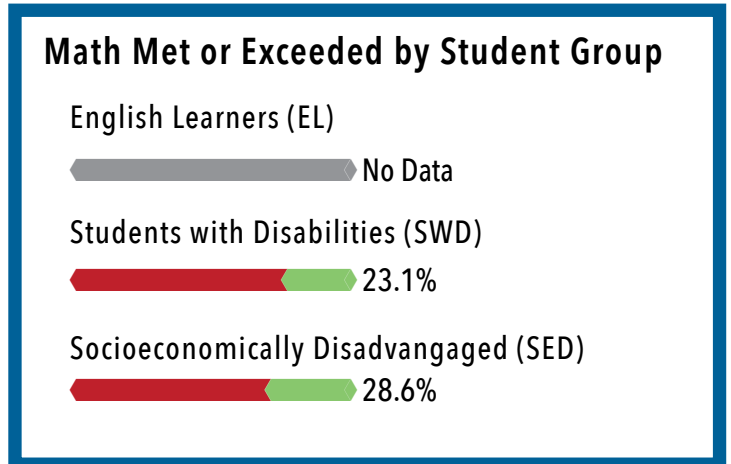
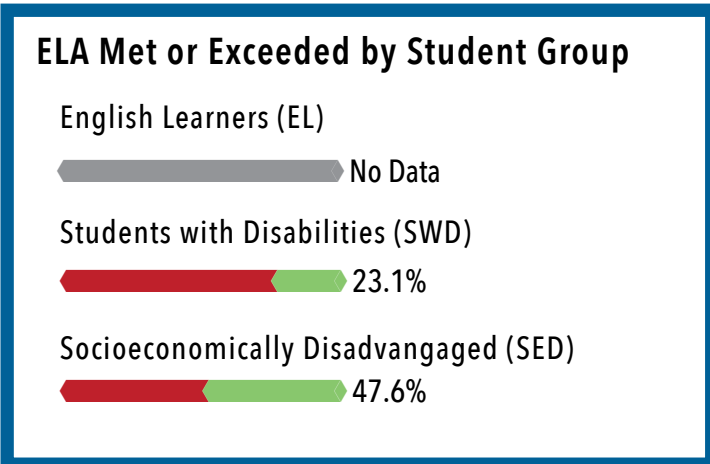
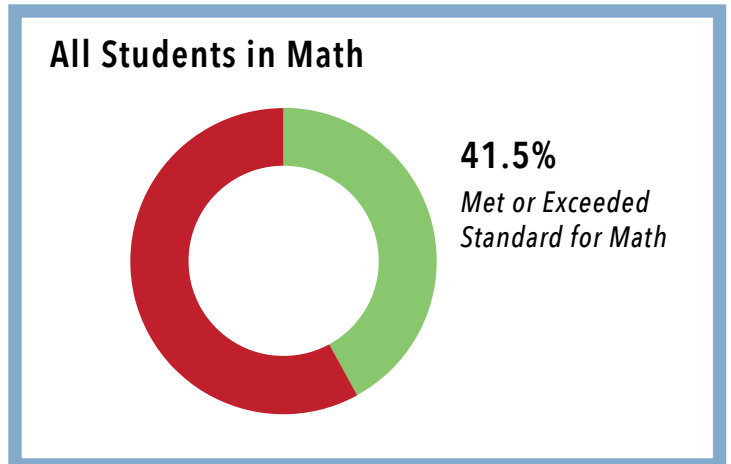
### STUDENT GROUPS



### ELA:



### MATH:





# Sunrise Middle School

Academic Year 2022-2023 • Current Grade Span: 5-8



## Fast Facts



District Appeal or Countywide:  
District Appeal (SJUSD)



Authorization by SJUSD: 2010  
Authorization by SCCBOE: 2014



Year Opened:  
2011



Renewal Year(s):  
2018



Current Charter Term:  
2019-2026

## Financial Data

Average Site Administrator Salary	\$103,000
Average Teacher Salary	\$70,230
Average Classified Staff Salary	\$49,200
Average per Pupil Cost	\$13,368
CMO Rate	N/A
CMO Fee	N/A
Facility Cost	\$260,000
Facility - Leased/Owned	Leased
Participates in STRS	Yes
Participates in PERS	No
Other Retirement Benefits	401k
Annual Teacher Attrition Rate (Teachers Not Returning/Total Teachers)	20%

*Data reported by school as of February 1, 2023.*

### Student to Teacher Ratio

Grades 4-8 18:1

### Teachers

African American	0
Asian	3
Hispanic	8
White	5
Other	0
Two or More Races	0
<b>Total</b>	<b>16</b>
Average Tenure Teaching	6.5
Average Tenure at Site	3

### Administrators

African American	0
Asian	1
Hispanic	1
White	2
Other	0
Two or More Races	0
<b>Total</b>	<b>4</b>
Average Tenure at Site	8

### Support Staff

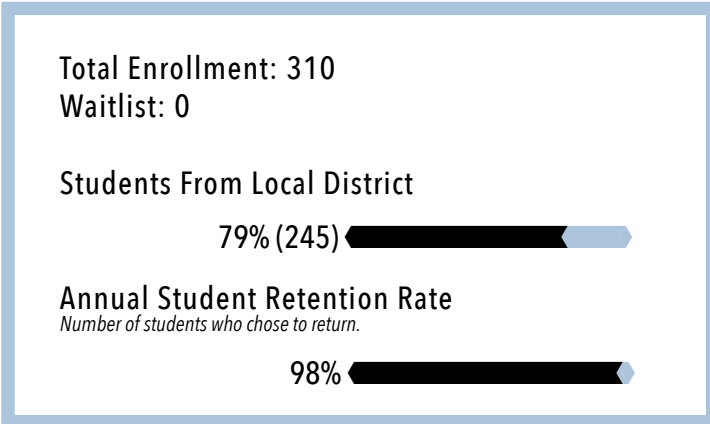
African American	2
Asian	1
Hispanic	15
White	1
Other	0
Two or More Races	1
<b>Total</b>	<b>20</b>
Average Tenure at Site	3

# Director: Teresa Robinson


## CMO: None

1149 E. Julian St., Bldg. G • San José, CA 95116 • Tel: 408-659-4785 • E-mail: [teresa@sunrisemiddle.org](mailto:teresa@sunrisemiddle.org)

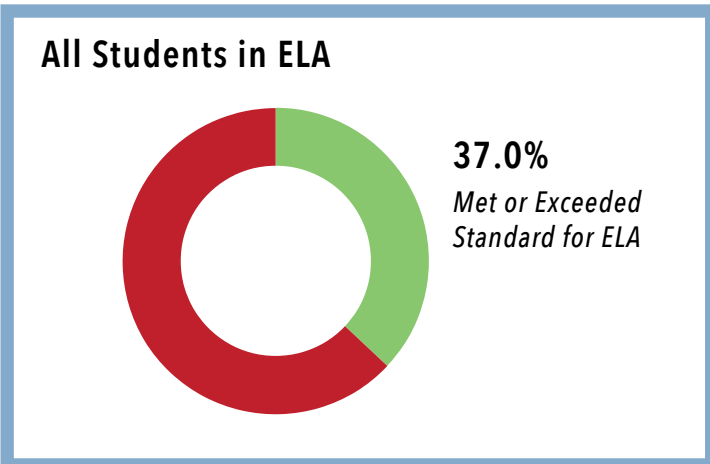
### STUDENT ENROLLMENT



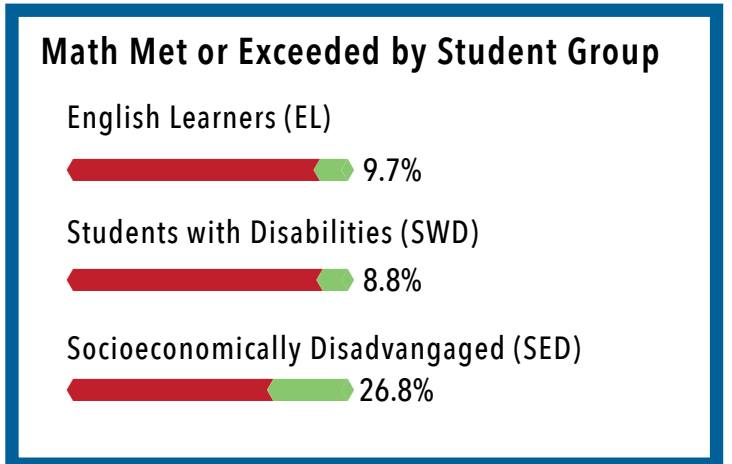
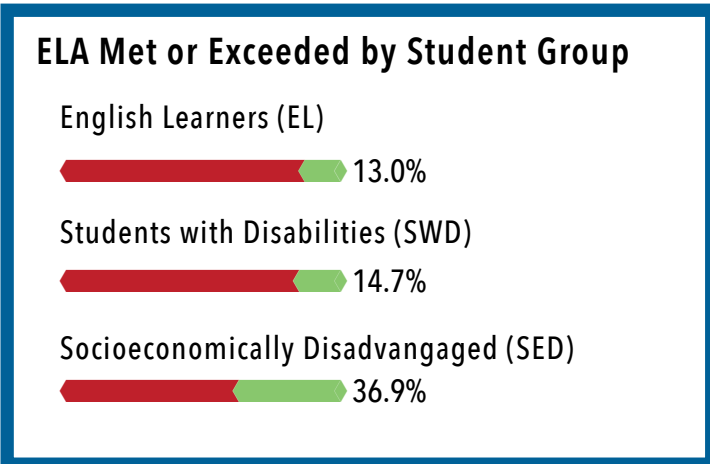
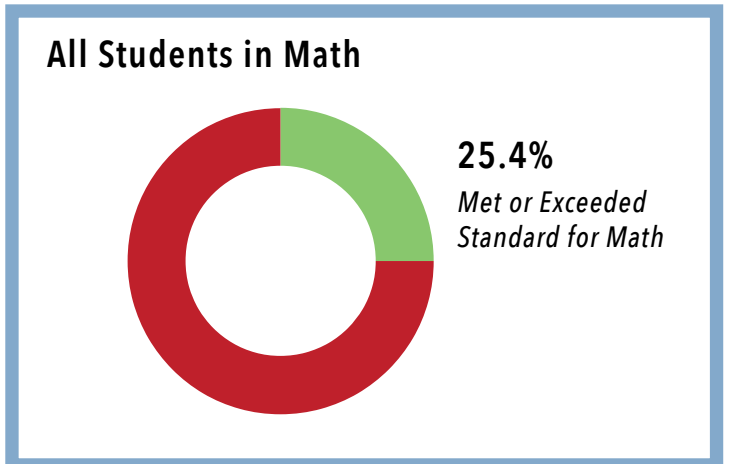
### STUDENT GROUPS



## ELA:



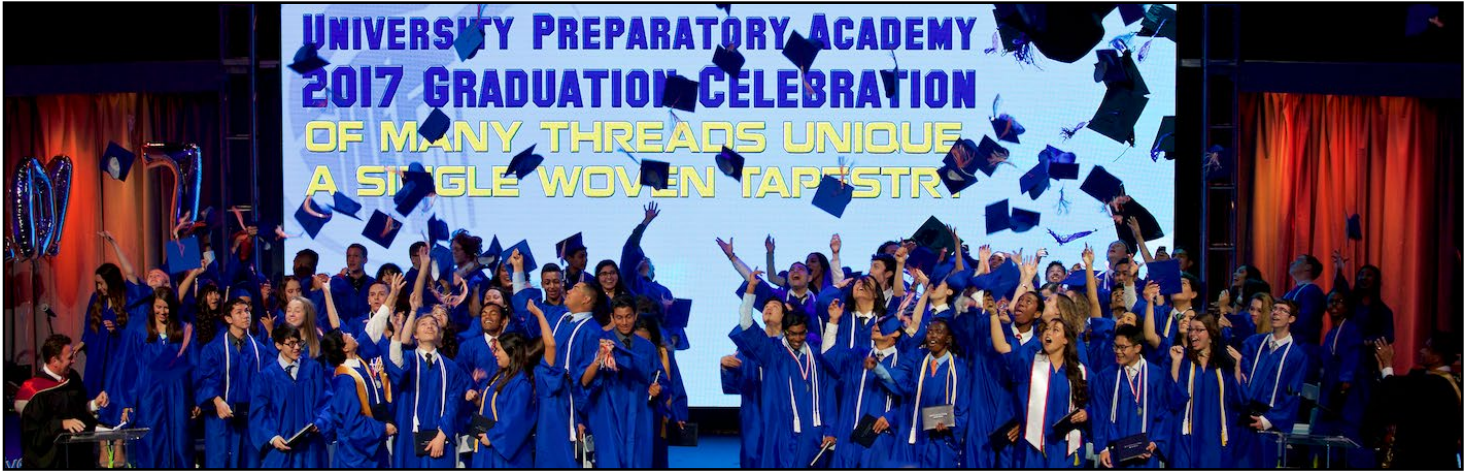
## MATH:





# University Preparatory Academy Charter

Academic Year 2022-2023 • Current Grade Span: 7-12



## Fast Facts



District Appeal or Countywide:  
Countywide




Authorization by SCCBOE:  
2006



Year Opened:  
2007



Renewal Year(s):  
2010, 2014, 2019



Current Charter Term:  
2020-2027

## Financial Data

Average Site Administrator Salary	\$140,276
Average Teacher Salary	\$80,906
Average Classified Staff Salary	\$67,880
Average per Pupil Cost	\$12,690
CMO Rate	N/A
CMO Fee	N/A
Facility Cost	\$1,026,257
Facility - Leased/Owned	Leased
Participates in STRS	Yes
Participates in PERS	No
Other Retirement Benefits	403(b)
Annual Teacher Attrition Rate (Teachers Not Returning/Total Teachers)	4.8%

*Data reported by school as of February 1, 2023.*

### Student to Teacher Ratio

Grades 4-8	26:1	Grades 9-12	28:1
------------	------	-------------	------

### Teachers

African American	0
Asian	8
Hispanic	4
White	23
Other	0
Two or More Races	0
<b>Total</b>	<b>35</b>
Average Tenure Teaching	7
Average Tenure at Site	6.4

### Administrators

African American	0
Asian	2
Hispanic	0
White	3
Other	0
Two or More Races	0
<b>Total</b>	<b>5</b>
Average Tenure at Site	6

### Support Staff

African American	0
Asian	2
Hispanic	5
White	3
Other	0
Two or More Races	0
<b>Total</b>	<b>10</b>
Average Tenure at Site	4.8

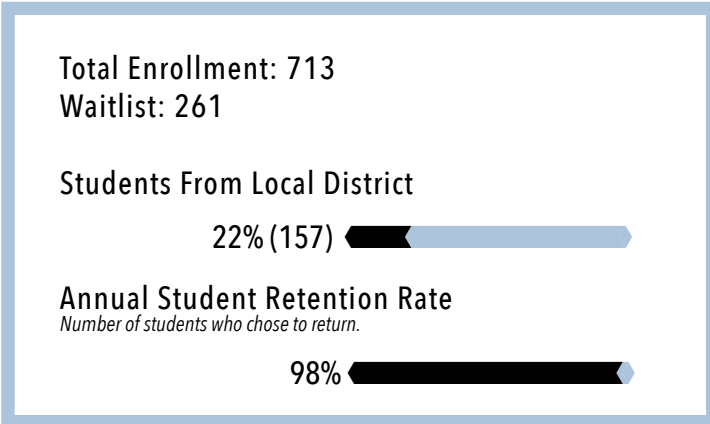


# Executive Director: David Porter


## CMO: None

2315 Canoas Garden Ave. • San José, CA 95125 • Tel: 408-723-1839 • E-mail: dporter@upatoday.com

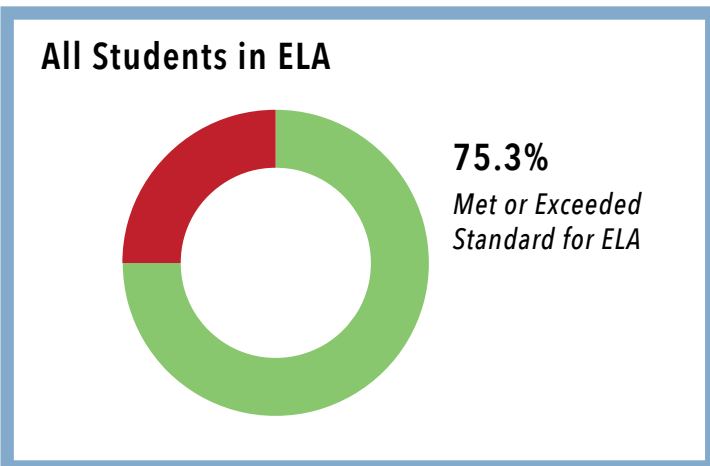
### STUDENT ENROLLMENT



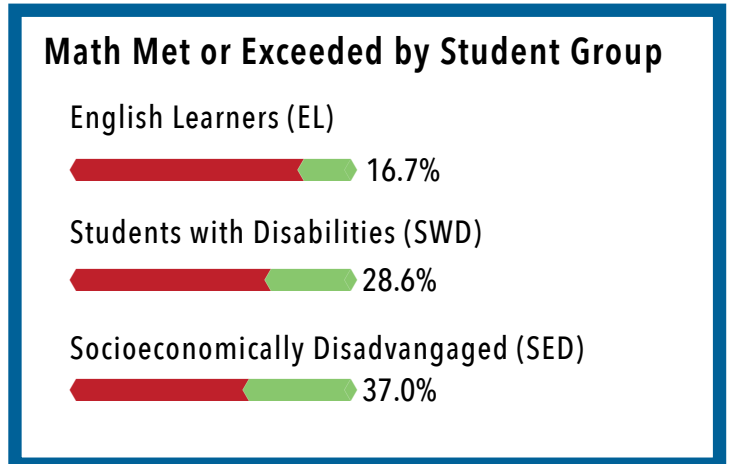
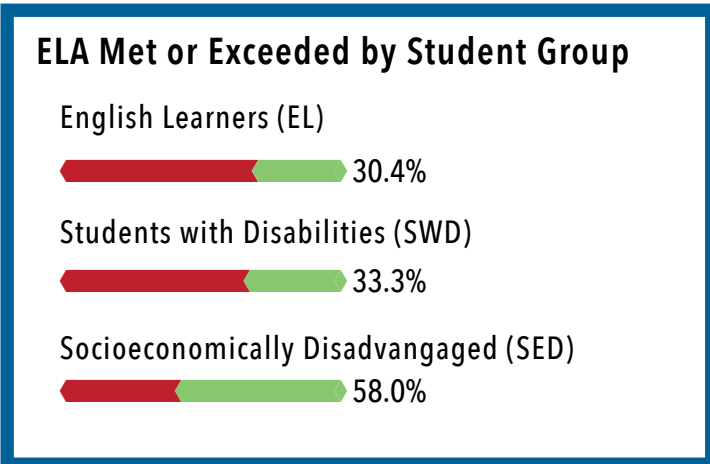
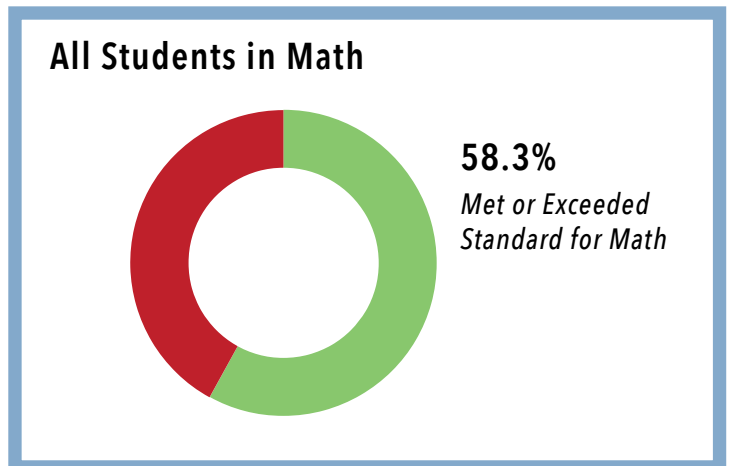
### STUDENT GROUPS



### ELA:



### MATH:








# Voices College-Bound Language Academy at Morgan Hill

Academic Year 2022-2023 • Current Grade Span: TK-8



## Fast Facts

-  District Appeal or Countywide:  
District Appeal (MHUSD)
-  Authorization by SCCBOE:  
2014
-  Year Opened:  
2015
-  Renewal Year(s):  
2017
-  Current Charter Term:  
2018-2025

## Financial Data

Average Site Administrator Salary	\$89,333
Average Teacher Salary	\$64,862
Average Classified Staff Salary	\$30,723
Average per Pupil Cost	\$19,821
CMO Rate	17%
CMO Fee	\$876,463
Facility Cost	\$643,930
Facility - Leased/Owned	Leased
Participates in STRS	Yes
Participates in PERS	No
Other Retirement Benefits	401(k)
Annual Teacher Attrition Rate (Teachers Not Returning/Total Teachers)	7.5%

*Data reported by school as of February 1, 2023.*

### Student to Teacher Ratio

Grades TK/K	24:1	Grades 1-3	25:1
Grades 4-8	23:1		

### Teachers

African American	0
Asian	0
Hispanic	8
White	1
Other	1
Two or More Races	0
<b>Total</b>	<b>10</b>
Average Tenure Teaching	2
Average Tenure at Site	2

### Administrators

African American	0
Asian	0
Hispanic	3
White	0
Other	0
Two or More Races	0
<b>Total</b>	<b>3</b>
Average Tenure at Site	3

### Support Staff

African American	0
Asian	0
Hispanic	19
White	0
Other	8
Two or More Races	0
<b>Total</b>	<b>27</b>
Average Tenure at Site	2

# Principal: Vicky Lopez

# CMO: Voices College-Bound Language Academies

16870 Murphy Ave. / 17000 Monterey Rd. / 17720 Peak Ave. • Morgan Hill, CA 95037

Tel: 408-791-1700 • E-mail: vlopez@voicescharterschool.com

## STUDENT ENROLLMENT

Total Enrollment: 278  
Waitlist: 47

Students From Local District

82.3% (229)

Annual Student Retention Rate  
*Number of students who chose to return.*

81%

## STUDENT GROUPS

English Learners (EL)

63% (178)

Students with Disabilities (SWD)

10% (27)

Socioeconomically Disadvantaged (SED)

65% (182)

## ELA:

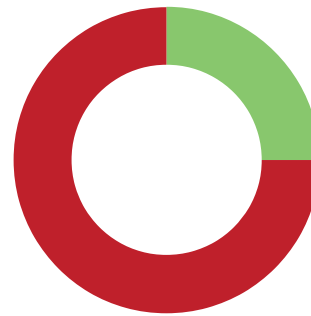
### All Students in ELA



**32.5%**  
*Met or Exceeded  
Standard for ELA*

## MATH:

### All Students in Math



**25.0%**  
*Met or Exceeded  
Standard for Math*

### ELA Met or Exceeded by Student Group

English Learners (EL)

18.3%

Students with Disabilities (SWD)

11.5%

Socioeconomically Disadvantaged (SED)

28.3%

### Math Met or Exceeded by Student Group

English Learners (EL)

12.3%

Students with Disabilities (SWD)

7.7%

Socioeconomically Disadvantaged (SED)






23.9%

# Voices College-Bound Language Academy at Mt. Pleasant

Academic Year 2022-2023 • Current Grade Span: TK-8



## Fast Facts

	District Appeal or Countywide: District Appeal (MPESD)
	Authorization by SCCBOE: 2015
	Year Opened: 2015
	Renewal Year(s): 2019
	Current Charter Term: 2020-2027

## Financial Data

Average Site Administrator Salary	\$99,387
Average Teacher Salary	\$66,632
Average Classified Staff Salary	\$35,550
Average per Pupil Cost	\$20,036
CMO Rate	17%
CMO Fee	\$954,679
Facility Cost	\$700,000
Facility - Leased/Owned	Leased
Participates in STRS	Yes
Participates in PERS	No
Other Retirement Benefits	401(k)
Annual Teacher Attrition Rate (Teachers Not Returning/Total Teachers)	6%

*Data reported by school as of February 1, 2023.*

### Student to Teacher Ratio

Grades TK/K	28:1	Grades 1-3	24:1
Grades 4-8	29:1		

### Teachers

African American	0
Asian	0
Hispanic	9
White	0
Other	0
Two or More Races	1
<b>Total</b>	<b>10</b>
Average Tenure Teaching	0
Average Tenure at Site	2

### Administrators

African American	1
Asian	0
Hispanic	2
White	0
Other	0
Two or More Races	0
<b>Total</b>	<b>3</b>
Average Tenure at Site	2

### Support Staff

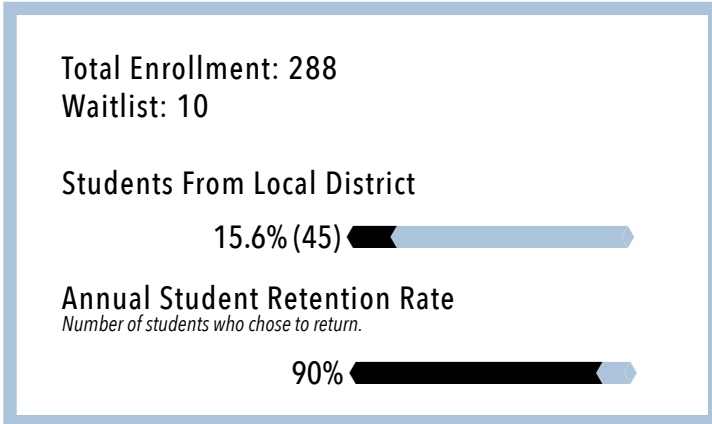
African American	0
Asian	0
Hispanic	11
White	0
Other	8
Two or More Races	1
<b>Total</b>	<b>20</b>
Average Tenure at Site	2

# Principal: Christina Deberry

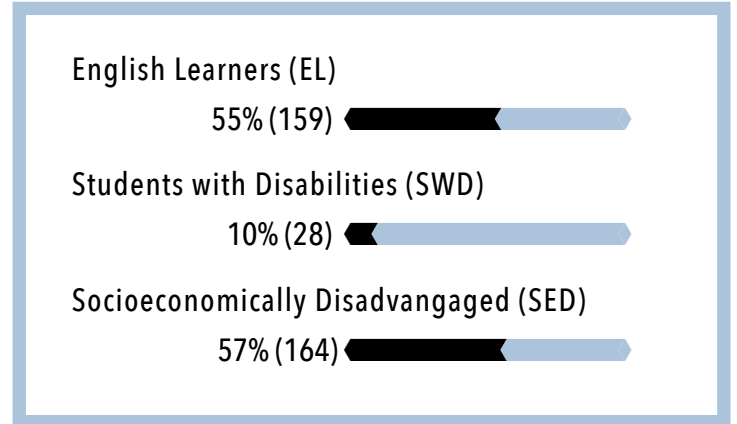
## CMO: Voices College-Bound Language Academies

14271 Story Rd. • San José, CA 95127 • Tel: 408-571-6404 • E-mail: cdeberry@voicescharterschool.com

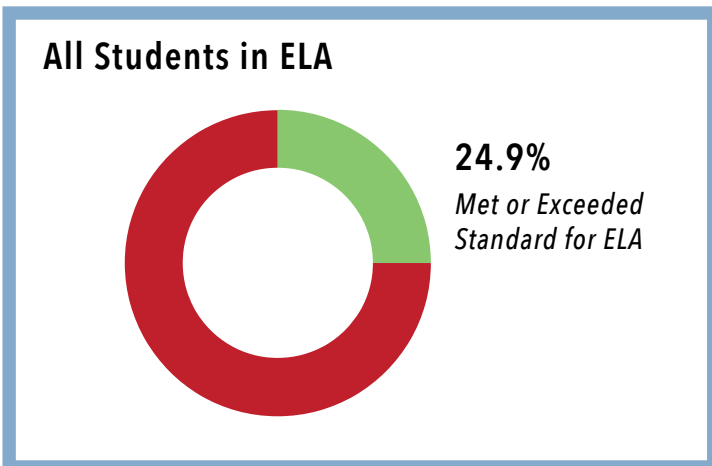
### STUDENT ENROLLMENT



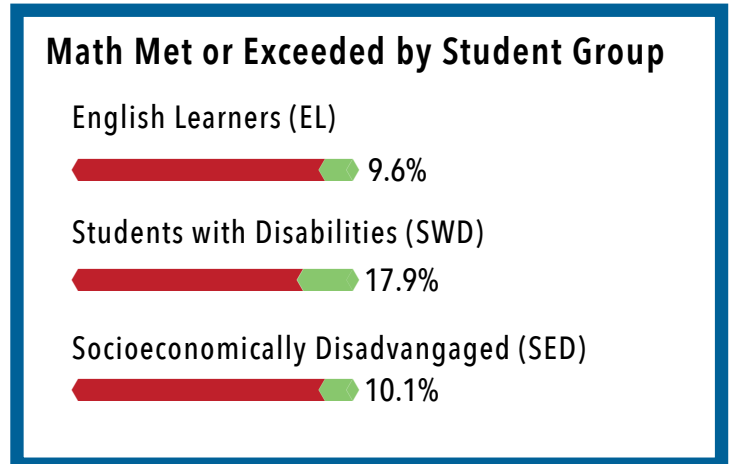
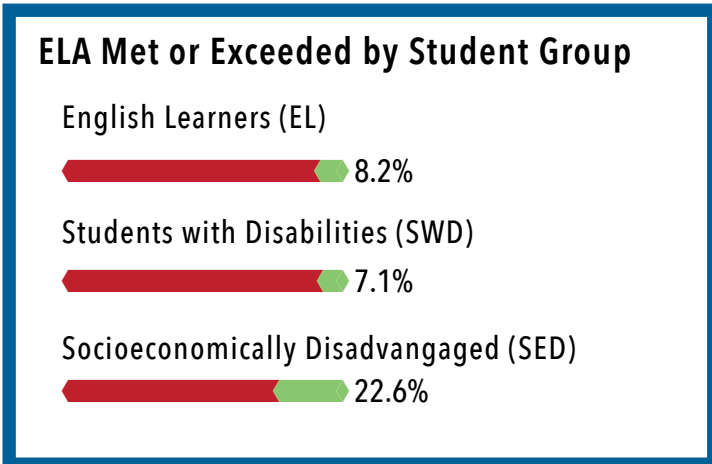
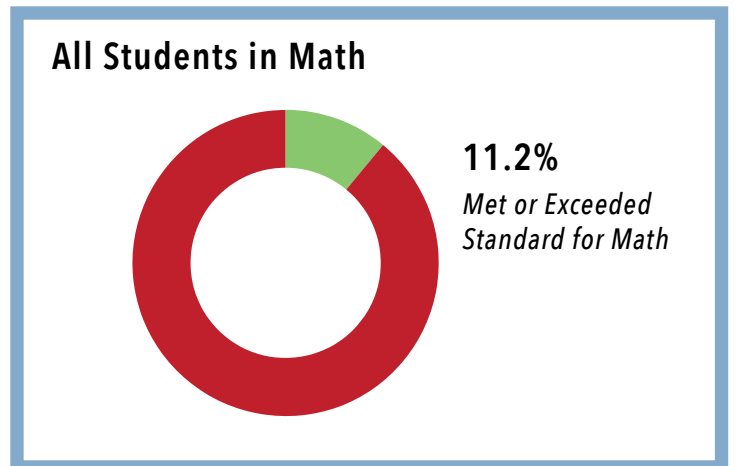
### STUDENT GROUPS



### ELA:



### MATH:



# SCCBOE Authorizer Petition History

The Santa Clara County Board of Education oversaw 22 operating charter schools in 2022-23.

Year	Charter Petition Activity	Approved	Denied	Total SCCOE Schools
2003	Received two (2) petitions on appeal <ul style="list-style-type: none"> <li>• <b>Approved Leadership Public School - San José</b> (denied by East Side Union High School District) - High School (Grades 9-12) - opened July 2004</li> <li>• <b>Approved Bullis Charter School</b> (denied by Los Altos Elementary) - K-6 - opened July 2004</li> </ul>	2	0	2
2004	Received three (3) petitions for countywide charter schools <ul style="list-style-type: none"> <li>• <b>Approved Pathfinder Charter School</b> (Grades 9-12) - Opened July 2005</li> <li>• <b>Denied Ready to Work Independent Study Charter</b></li> <li>• <b>Denied Ready to Work Independent Study Charter</b> (2nd petition)</li> </ul>	1	2	3
2005	Received two (2) petitions on appeal <ul style="list-style-type: none"> <li>• <b>Approved Leadership Public Schools - Campbell</b> (denied by Campbell Union High School District) - High School (Grades 9-12) - opened July 2006</li> <li>• <b>Approved Discovery Charter School</b> (denied by Moreland Elementary) - (Grades K-8) opened July 2006</li> </ul>	2	0	5
2006	Received one (1) petition for a countywide charter school: <ul style="list-style-type: none"> <li>• <b>Approved University Preparatory Academy</b> (Grades 7-12) - opened July 2007</li> </ul> Received four petitions on appeal: <ul style="list-style-type: none"> <li>• <b>Approved Rocketship One</b> (Mateo Sheedy) (denied by San José Unified) - Elementary (Grades K-6) opened July 2007</li> <li>• <b>Denied RAICES College Preparatory</b> (Grades K-6) (denied by Alum Rock)</li> <li>• <b>Denied South Bay Preparatory Academy</b> (Grades 6-12) (denied by Campbell Union High School District)</li> <li>• <b>Denied Community Elementary Charter School</b> (Grades K-5) (denied by Alum Rock)</li> </ul> Charter Schools Closed: <ul style="list-style-type: none"> <li>• Pathfinder Charter School: closed January 2007</li> </ul>	2	3	6
2007	Received two (2) petitions on appeal: <ul style="list-style-type: none"> <li>• <b>Approved ACE Charter School</b> (denied by Alum Rock) - Middle School (Grades 5-8) - opened July 2008</li> <li>• <b>Approved South Bay Preparatory Academy</b> (denied by Campbell Union High School District) (Grades 6-12) - opened July 2009</li> </ul>	2	0	8
2008	Received one (1) petition for countywide charter school: <ul style="list-style-type: none"> <li>• <b>Approved Magnolia Science Academy- Santa Clara</b> (Grades 6-12); opened fall 2010</li> </ul> Received one petition on appeal: <ul style="list-style-type: none"> <li>• <b>Approved Rocketship Two</b> (Sí Se Puede) (denied by Alum Rock) - (Grades K-6) opened 2009</li> </ul> Charter Schools Closed: <ul style="list-style-type: none"> <li>• Leadership Public Schools - Campbell: Closed July 2008</li> </ul>	2	0	9
2009	Received one (1) petition for countywide charter: <ul style="list-style-type: none"> <li>• <b>Approved Rocketship Countywide</b> (Grades K-6); opened first school fall 2010 - five (5) total schools approved</li> </ul> Received one petition on appeal: <ul style="list-style-type: none"> <li>• <b>Approved Downtown College Prep</b> (Grades 6-12); (denied by East Side Union High School District) opened fall 2011</li> </ul>	2	0	11
2010	Received two (2) petitions for countywide charters: <ul style="list-style-type: none"> <li>• <b>Approved Flex Academy Silicon Valley</b> (Grades 6-12) opened in fall 2011</li> <li>• <b>Approved Communitas</b> (Grades 9-12) opened fall 2012</li> </ul> Charter Schools Closed: <ul style="list-style-type: none"> <li>• South Bay Preparatory Academy - Closed summer 2010</li> </ul>	2	0	12

# SCCBOE Authorizer Petition History

Year	Charter Petition Activity	Approved	Denied	Total SCCOE Schools
2011	<p>Received twenty (20) petitions for new charter schools:</p> <ul style="list-style-type: none"> <li>• <b>Approved Rocketships Eight (8) – Twenty-Eight (28)</b> (Grades K-6); scheduled to open fall 2013 to fall 2016 (20 total).</li> </ul> <p>Received four (4) countywide petitions for sites previously authorized under one countywide charter:</p> <ul style="list-style-type: none"> <li>• <b>Approved Rocketships Four (4) – Seven (7)</b> (Grades K-6) opened fall 2011 and fall 2012 (4 total)</li> </ul> <p>Received two petitions on appeal:</p> <ul style="list-style-type: none"> <li>• <b>Approved Summit Public School: Tahoma</b> (Grades 9-12) (denied by East Side Union High School District); opened fall 2012</li> <li>• <b>Denied American Indian Charter School</b> (denied by San José Unified)</li> </ul>	25	1	37
2012	<p>Received two (2) petitions for countywide charter schools:</p> <ul style="list-style-type: none"> <li>• <b>Denied Discovery II</b> (K-8)</li> <li>• <b>Approved Summit Public School: Denali</b> (Grades 6-12; (located in Fremont Union High School District); opened fall 2013</li> </ul>	1	1	38
2013	<p>Received four (4) petitions on appeal:</p> <ul style="list-style-type: none"> <li>• <b>Approved Discovery II</b> (Grades K-8) (denied by San José Unified); opened fall 2013</li> <li>• <b>Approved Alpha II</b> (Alpha: José Hernández) (Grades 6-8) (denied by Alum Rock); opened fall 2014</li> <li>• <b>Denied Morgan Hill Prep</b> (Grades K-8) (denied by Morgan Hill Unified)</li> <li>• <b>Withdrawn by Petitioner</b> – Rocketship Morgan Hill (denied by Morgan Hill Unified)</li> </ul> <p>Charter Schools Closed:</p> <ul style="list-style-type: none"> <li>• <b>Communitas</b> – Closed Spring 2013</li> </ul>	2	1	39
2014	<p>Received six (6) petitions on appeal:</p> <ul style="list-style-type: none"> <li>• <b>Approved Renewal Sunrise Middle</b> (Grades 6-8) (denied for renewal by San José Unified); remained open</li> <li>• <b>Approved Rocketship Fuerza</b> (Grades TK-5) (denied by Alum Rock Elementary); opened fall 2014</li> <li>• <b>Approved Spark Charter School</b> (Grades K-8) (denied by Sunnyvale Elementary); opened fall 2015</li> <li>• <b>Approved Voices College-Bound Language Academy at Morgan Hill</b> (Grades TK-8) (denied by Morgan Hill Unified); opened fall 2015</li> <li>• <b>Denied Morgan Hill Prep</b> (Grades TK-8) (denied by Morgan Hill Unified)</li> <li>• <b>Petition withdrawn for Rocketship Morgan Hill</b> (K-5) (denied by Morgan Hill Unified)</li> </ul> <p>Withdrawn Charter Schools:</p> <ul style="list-style-type: none"> <li>• <b>Rocketships Eight (8) – Twenty-eight (28)</b> based on settlement</li> </ul>	4	1	23
2015	<p>Received three (3) petitions on appeal:</p> <ul style="list-style-type: none"> <li>• <b>Denied Wei Yu International</b> Charter (K-8) (denied by Moreland School District) (approved by State Board of Education (SBE) in 2016 - closed 2017)</li> <li>• <b>Approved Voices College-Bound Language Academy at Mt. Pleasant</b> (Grades TK-8) (denied by Mount Pleasant Elementary); opened fall 2015</li> <li>• <b>Denied STEM Academy of Silicon Valley</b> (Grades TK-8) (denied by Santa Clara Unified)</li> </ul> <p>Received and approved two (2) petitions for renewal:</p> <ul style="list-style-type: none"> <li>• <b>Silicon Valley Flex, Summit: Tahoma</b></li> </ul>	1	2	24

# SCCBOE Authorizer Petition History

Year	Charter Petition Activity	Approved	Denied	Total SCCOE Schools
2016	<p>Received and approved seven (7) petitions for renewal:</p> <ul style="list-style-type: none"> <li>• Downtown College Prep, ACE Empower Academy, Rocketship Discovery Prep, Bullis Charter School, Rocketship Brilliant Minds, Rocketship Sí Se Puede, Alpha: José Hernández</li> </ul> <p>Received three (3) countywide petitions and one (1) SCCOE-dependent petition:</p> <ul style="list-style-type: none"> <li>• <i>Withdrawn by Petitioner</i> - The Legacy Academy Charter School</li> <li>• <i>Approved The Legacy Academy Charter School</i> - opened Aug 2018</li> <li>• <i>Approved Opportunity Youth Program</i> (SCCOE-Dependent) - opened Aug 2016</li> <li>• <i>Denied Options for Youth</i></li> </ul> <p>Charter Schools Closed:</p> <ul style="list-style-type: none"> <li>• Silicon Valley Flex: July 2016</li> <li>• Leadership Public Schools-San José: July 2016</li> <li>• Magnolia Science Academy-Santa Clara: August 2016</li> </ul>	2	1	23
2017	<p>Received and approved three (3) petitions for renewal:</p> <ul style="list-style-type: none"> <li>• Rocketship Alma, Voices: Morgan Hill, Summit: Denali</li> </ul> <p>Received three (3) new petitions on appeal:</p> <ul style="list-style-type: none"> <li>• <i>No Action taken on Promise Academy</i> *(K-12) (denied by San José Unified, approved by State Board of Education as K-8); 2017 failed to open 2019</li> <li>• <i>Denied Perseverance Preparatory School</i> (5-8) (denied by San José Unified, approved by State Board of Education); opened August 2019</li> <li>• <i>Denied KIPP East Side High School</i> (9-12) (denied by East Side Union High School District, approved by State Board of Education); opened August 2018</li> </ul>	0	2-1*	23
2018	<p>Received and approved three (3) petitions for renewal:</p> <ul style="list-style-type: none"> <li>• Discovery II, Rocketship Fuerza Community Prep, Sunrise Middle School</li> </ul> <p>Received and denied one (1) petition for renewal:</p> <ul style="list-style-type: none"> <li>• Spark Charter (appealed to SBE, denied by SBE)</li> </ul> <p>Received one (1) new petition on appeal:</p> <ul style="list-style-type: none"> <li>• <i>Denied Eureka! Inclusive Charter School</i> (TK-8) (denied by San José Unified)</li> </ul> <p>Charter Schools Closed:</p> <ul style="list-style-type: none"> <li>• Spark Charter: June 2018</li> </ul>	0	1	21
2019	<p>Received and approved four (4) petitions for renewal:</p> <ul style="list-style-type: none"> <li>• Discovery I, Voices: Mt. Pleasant, Rocketship Mateo Sheedy, University Preparatory Academy</li> </ul> <p>Received and conditionally approved one (1) new petition on appeal:</p> <ul style="list-style-type: none"> <li>• <i>Eureka! Inclusive Charter School</i> (TK-8) (denied by San José Unified) (Eureka! did not meet conditions-denial)</li> </ul> <p>Received and approved one (1) petition for renewal on appeal:</p> <ul style="list-style-type: none"> <li>• <i>Alpha: Cornerstone Academy Preparatory</i> (TK-8) (denied by Franklin-McKinley)</li> </ul> <p>Charter Schools Closed:</p> <ul style="list-style-type: none"> <li>• The Legacy Academy: March 15, 2019</li> </ul>	2	1	21
2020	<p>Received and approved six (6) petitions for renewal:</p> <ul style="list-style-type: none"> <li>• Rocketship Los Sueños</li> <li>• Rocketship Rising Stars</li> <li>• Rocketship Discovery Prep</li> <li>• ACE Empower Academy</li> <li>• Downtown College Prep - Alum Rock</li> <li>• Summit: Tahoma</li> </ul>	0	0	22



# SCCBOE Authorizer Petition History

Year	Charter Petition Activity	Approved	Denied	Total SCCOE Schools
2021	Received and approved one (1) petition for renewal: <ul style="list-style-type: none"> <li>Opportunity Youth Academy</li> </ul>	0	0	22
2022	No New or Renewal petitions received due to two-year extension of charter terms for any charter whose term expired between January 1, 2022 and June 30, 2025.	0	0	22
2023 (Jan-June)	No New or Renewal petitions received due to two-year extension of charter terms for any charter whose term expired between January 1, 2022 and June 30, 2025. Charter Schools Closed: <ul style="list-style-type: none"> <li>Summit: Denali - June 2023.</li> </ul>	0	0	22

## SCCBOE Petition History Summary

**2003-23**

<b>Total Initial Petitions Reviewed</b>	<b>72</b>
Total Approved	52
Total Denied	16
Total Withdrawn	3
Total No Action	1
<b>Total Schools Closed</b>	<b>9</b>
Total Schools Not Opened	15
Total Schools Lapsed	6
Total Revoked	0
<b>Total Currently Active</b>	<b>22</b>

Source: Santa Clara County Office of Education (2023).

Board Meeting agendas, minutes and recordings found at <http://www.sccoe.org/countyboard>

# Selected Text from Charter School Related *Education Code*

## Legislative Intent

The provisions enabling charter schools in California were established by the "Charter Schools Act of 1992." The legislative intent is defined in Education Code 47601. The following includes direct quotes, summaries, and explanations of pertinent sections of the Charter School Act.

## Education Code 47601

It is the intent of the Legislature, in enacting this part, to provide opportunities for teachers, parents, pupils, and community members to establish and maintain schools that operate independently from the existing school district structure, as a method to accomplish all of the following:

- (a) Improve pupil learning.
- (b) Increase learning opportunities for all pupils, with special emphasis on expanded learning experiences for pupils who are identified as academically low achieving.
- (c) Encourage the use of different and innovative teaching methods.
- (d) Create new professional opportunities for teachers, including the opportunity to be responsible for the learning program at the school site.
- (e) Provide parents and pupils with expanded choices in the types of educational opportunities that are available within the public school system.
- (f) Hold the schools established under this part accountable for meeting measurable pupil outcomes, and provide the schools with a method to change from rule-based to performance-based accountability systems.
- (g) Provide vigorous competition within the public school system to stimulate continual improvement.

## Nonsectarian, non-discriminatory, no tuition

Charter schools are free public schools and are required to be nonsectarian and are prohibited from engaging in discriminatory practices as defined by law and cannot charge tuition. These provisions are found in Education Code 47605(e).

## Education Code 47605(e)

In addition to any other requirement imposed under this part, a charter school shall be nonsectarian in its programs, admission policies, employment practices, and all other operations, shall not charge tuition, and shall not discriminate against any pupil on the basis of the characteristics listed in Section 220.

## Charter Petition Review and Approval or Denial

The provisions regarding charter petition review and decisions are found in Education Code 47605(c) (1-8). These provisions state the legislative intent that "the establishment of charter schools should be encouraged" and require the finding of one or more factors in order to deny a charter petition. In order to deny a petition, the authorizing board must find one or more of the following facts:

- The charter school presents an unsound educational program for the pupils to be enrolled in the charter school.

# Selected Text from Charter School Related *Education Code*

- The petitioners are demonstrably unlikely to successfully implement the program set forth in the petition.
  - The petition does not contain the number of signatures required.
  - The petition does not contain an affirmation of each of the required conditions.
  - The petition does not contain a declaration of whether or not the charter school shall be deemed the exclusive public employer of the employees of the charter school for purposes of EERA (Educational Employee Relations Act) (Chapter 10.7 (commencing with Section 3540) of Division 4 of Title 1 of the Government Code).
  - The charter school is demonstrably unlikely to serve the interests of the entire community in which the school is proposing to locate. Analysis of this shall include consideration of the fiscal impact of the proposed charter school. A finding under this section requires specific facts and circumstances showing:
    - a. The extent to which the proposed charter school would substantially undermine the existing services, academic offerings, or programmatic offerings of the district.
    - b. Whether the proposed charter school would duplicate an existing program currently offered and the existing program has sufficient capacity to meet the needs of the pupils the charter school was proposing to serve.
  - The school district is not positioned to absorb the fiscal impact of the proposed charter school.
  - The petition does not contain reasonably comprehensive descriptions of the required elements (see A-O).
- (A) (i) The educational program of the charter school, designed, among other things, to identify those whom the school is attempting to educate, what it means to be an “educated person” in the 21st century, and how learning best occurs. The goals identified in that program shall include the objective of enabling pupils to become self-motivated, competent, and lifelong learners.
- (ii) The annual goals for the charter school, for all pupils and for each subgroup of pupils identified pursuant to Section 52052, to be achieved in the state priorities, as described in subdivision (d) of Section 52060, that apply for the grade levels served, by the charter school, and specific annual actions to achieve those goals. A charter petition may identify additional school priorities, the goals for the school priorities, and the specific annual actions to achieve those goals.
- (iii) If the proposed school will serve high school pupils, the manner in which the charter school will inform parents about the transferability of courses to other public high schools and the eligibility of courses to meet college entrance requirements. Courses offered by the charter school that are accredited by the Western Association of Schools and Colleges may be considered transferable and courses approved by the University of California or the California State University as creditable under the “A” to “G” admissions criteria may be considered to meet college entrance requirements.
- (B) The measurable pupil outcomes identified for use by the charter school. “Pupil outcomes,” for purposes of this part, means the extent to which all pupils of the school demonstrate that they have attained the skills, knowledge, and attitudes specified as goals in the school’s educational program. Pupil outcomes shall include outcomes that address increases in pupil academic achievement both schoolwide and for all groups of pupils served by the charter school, as that term is defined in

# Selected Text from Charter School Related *Education Code*

subdivision (a) of Section 52052. The pupil outcomes shall align with the state priorities, as described in subdivision (d) of Section 52060, that apply for the grade levels served, or the nature of the program operated, by the charter school.

- (C) The method by which pupil progress in meeting those pupil outcomes is to be measured. To the extent practicable, the method for measuring pupil outcomes for state priorities shall be consistent with the way information is reported on a school accountability report card.
- (D) The governance structure of the school, including, but not limited to, the process to be followed by the school to ensure parental involvement.
- (E) The qualifications to be met by individuals to be employed by the charter school.
- (F) The procedures that the charter school will follow to ensure the health and safety of pupils and staff. These procedures shall include:
  - (i) the requirement that each employee of the school furnish it with a criminal record summary as described in Section 44237.
  - (ii) the development of a safety plan which shall include the safety topics listed in (A) to (J) in Education Code 32282(a).
  - (iii) The school safety plan be reviewed and updated by March 1 of every year by the charter school.
- (G) The means by which the school will achieve a balance of racial and ethnic pupils, special education pupils, and English Learner pupils, including redesignated fluent English proficient pupils, that is reflective of the general population residing within the territorial jurisdiction of the school district to which the charter petition is submitted.
- (H) Admission policies and procedures, consistent with subdivision (e).
- (I) The manner in which annual, independent financial audits shall be conducted, which shall employ generally accepted accounting principles, and the manner in which audit exceptions and deficiencies shall be resolved to the satisfaction of the chartering authority.
- (J) The procedures by which pupils can be suspended or expelled from the charter school for disciplinary reasons or otherwise involuntarily removed from the charter school for any reason. These procedures, at a minimum, shall include an explanation of how the charter school will comply with federal and state constitutional procedural and substantive due process requirements that is consistent with all of the following:
  - (i) For suspensions of fewer than 10 days, provide oral or written notice of the charges against the pupil and, if the pupil denies the charges, an explanation of the evidence that supports the charges and an opportunity for the pupil to present his or her side of the story.
  - (ii) For suspensions of 10 days or more and all other expulsions for disciplinary reasons, both of the following:
    - (I) Provide timely, written notice of the charges against the pupil and an explanation of the pupil's basic rights.

## Selected Text from Charter School Related *Education Code*

- (II) Provide a hearing adjudicated by a neutral officer within a reasonable number of days at which the pupil has a fair opportunity to present testimony, evidence, and witnesses and confront and cross-examine adverse witnesses, and at which the pupil has the right to bring legal counsel or an advocate.
- (iii) Contain a clear statement that no pupil shall be involuntarily removed by the charter school for any reason unless the parent or guardian of the pupil has been provided written notice of intent to remove the pupil no less than five schooldays before the effective date of the action. The written notice shall be in the native language of the pupil or the pupil's parent or guardian or, if the pupil is a foster child or youth or a homeless child or youth, the pupil's educational rights holder, and shall inform him or her of the right to initiate the procedures specified in clause (ii) before the effective date of the action. If the pupil's parent, guardian, or educational rights holder initiates the procedures specified in clause (ii), the pupil shall remain enrolled and shall not be removed until the charter school issues a final decision. For purposes of this clause, "involuntarily removed" includes disenrolled, dismissed, transferred, or terminated, but does not include suspensions specified in clauses (i) and (ii).
- (K) The manner by which staff members of the charter schools will be covered by the State Teachers' Retirement System, the Public Employees' Retirement System, or federal social security.
- (L) The public school attendance alternatives for pupils residing within the school district who choose not to attend charter schools.
- (M) The rights of any employee of the school district upon leaving the employment of the school district to work in a charter school, and of any rights of return to the school district after employment at a charter school.
- (N) The procedures to be followed by the charter school and the entity granting the charter to resolve disputes relating to provisions of the charter.
- (O) The procedures to be used if the charter school closes. The procedures shall ensure a final audit of the school to determine the disposition of all assets and liabilities of the charter school, including plans for disposing of any net assets and for the maintenance and transfer of pupil records.

### **Charter Petition Denial and Appeal**

Charter petitions that are denied can be appealed. Petitions denied by a local school board can be submitted on appeal to the County Board of Education and petitions denied by the County Board of Education can be submitted on appeal to the State Board of Education, only if there is an abuse of discretion by the County Board of Education. These provisions are found in Education Code 47605(k).

### **Education Code 47605(k)**

If the governing board of a school district denies a petition, the petitioner may elect to submit the petition for the establishment of a charter school to the County Board of Education within 30 days. At the same time the petition is submitted to the County Board, the petitioner shall also provide a copy of the petition to the school district. The County Board of Education shall review the petition pursuant to subdivisions (b) and (c).

# Selected Text from Charter School Related *Education Code*

If the petition submitted on appeal contains new or different material terms, the County Board shall immediately remand the petition back to the governing board of the school district for reconsideration, the petitioner may resubmit to the County Board of Education for establishment of the charter. If the petitioner elects to submit a petition for establishment of a charter school to the County Board of Education and the County Board of Education denies the petition, the petitioner may file a petition for establishment of a charter school with the State Board of Education, and the state board may approve the petition, in accordance with Education Code 47605(b), however, the State Board will not become the charter school's authorizer.

## **Petitions to the County Board of Education**

Charter petitions may be submitted directly to the County Board of Education for charter schools that propose to serve student for whom the county office of education would otherwise be responsible for serving ("county-like") or for a charter school that would offer services that could not be provided by a charter school that operates in only one school district in the county. These provisions are found in Education Code sections 47605.5 and 47605.6

### **Education Code 47605.5**

A petition may be submitted directly to a county board of education in the same manner as set forth in Section 47605 for charter schools that will serve pupils for whom the county office of education would otherwise be responsible for providing direct education and related services. Any denial of a petition shall be subject to the same process for any other county board of education denial of a charter school petition pursuant to this part.

### **Education Code 47605.6**

- (a) (1) In addition to the authority provided by Section 47605.5, a county board of education may also approve a petition for the operation of a charter school that operates at one or more sites within the geographic boundaries of the county and that provides instructional services that are not generally provided by a county office of education. A county board of education may approve a countywide charter only if it finds, in addition to the other requirements of this section, that the educational services to be provided by the charter school will offer services to a pupil population that will benefit from those services and that cannot be served as well by a charter school that operates in only one school district in the county. A petition for the establishment of a countywide charter school pursuant to this subdivision may be circulated throughout the county by any one or more persons seeking to establish the charter school.
- (b) No later than 60 days after receiving a petition, the county board of education shall hold a public hearing on the provisions of the charter, at which time the county board of education shall consider the level of support for the petition by teachers, parents or guardians, and the school districts where the charter school petitioner proposes to place the school facilities. Following review of the petition and the public hearing, the county board of education shall either grant or deny the charter within 90 days of receipt of the petition. However, this date may be extended for an additional 30 days if both parties agree to the extension. A county board of education may impose any additional requirements beyond those required by this section that it considers necessary for the sound operation of a countywide charter school. A county board of education may grant a charter for the operation of a school under this

# Selected Text from Charter School Related *Education Code*

part only if the board is satisfied that granting the charter is consistent with sound educational practice and that the charter school has reasonable justification for why it could not be established by petition to a school district pursuant to Education Code Section 47605. The county board of education shall deny a countywide petition for approval if the board finds one or more of the following:

- (1) The charter school presents an unsound educational program for the pupils to be enrolled in the charter school.
- (2) The petitioners are demonstrably unlikely to successfully implement the program set forth in the petition.
- (3) The petition does not contain the number of signatures required by subdivision (a).
- (4) The petition does not contain an affirmation of each of the conditions described in subdivision (d).
- (5) The petition does not contain reasonably comprehensive descriptions of all of the charter elements.
- (6) A declaration of whether or not the charter school shall be deemed the exclusive public school employer of the employees of the charter school for purposes of the Educational Employment Relations Act (Chapter 10.7 (commencing with Section 3540) of Division 4 of Title 1 of the Government Code).
- (7) Any other basis that the county board of education finds justifies the denial of the petition.

## Charter Renewal

The terms of a charter and charter renewal are covered in Education Code 47607(b)-(c) and (e) and 47607.2. A charter may be initially granted for a period of up to five years, and may be renewed at the end of that term. Each renewal shall be for a period of up to five years and may be renewed at the end of that term. The California legislature has identified specific academic criteria that must be satisfied in order for a charter to be reviewed. These criteria are found in Education Code 47607 and 47607.2.

## Education Code 47607

- (b) Renewals and material revisions of charters are governed by the standards and criteria described in Section 47605, and shall include, but not be limited to, a reasonably comprehensive description of any new requirement of charter schools enacted into law after the charter was originally granted or last renewed.
- (c)
  - (1) As an additional criterion for determining whether to grant a charter renewal, the chartering authority shall consider the performance of the charter school on the state and local indicators included in the evaluation rubrics adopted pursuant to Section 52064.5.
  - (2) (A) The chartering authority shall not deny renewal for a charter school pursuant to this subdivision if either of the following apply for two consecutive years immediately preceding the renewal decision:
    - (i) The charter school has received the two highest performance levels schoolwide on all the state indicators included in the evaluation rubrics adopted pursuant to Section 52064.5 for which it receives performance levels.

## Selected Text from Charter School Related *Education Code*

- (ii) For all measurements of academic performance, the charter school has received performance levels schoolwide that are the same or higher than the state average and, for a majority of subgroups performing statewide below the state average in each respective year, received performance levels that are higher than the state average.
  - (iii) Notwithstanding clauses (i) and (ii), a charter school eligible for technical assistance pursuant to Section 47607.3 shall not qualify for renewal under this paragraph.
  - (iv) A charter school that meets the criteria established by this paragraph and subdivision (a) of Section 47607.2 shall not qualify for treatment under this paragraph.
- (B) The chartering authority that granted the charter may renew a charter pursuant to this paragraph for a period of between five and seven years:
- (C) A charter that satisfies the criteria in subparagraph (A) shall only be required to update the petition to include a reasonably comprehensive description of any new requirement of charter schools enacted into law after the charter was originally granted or last renewed and as necessary to reflect the current program offered by the charter.
- (3) For purposes of this section and Section 47607.2, "measurements of academic performance" means indicators included in the evaluation rubrics adopted pursuant to Section 52064.5 that are based on statewide assessments in the California Assessment of Student Performance and Progress system, or any successor system, the English Language Proficiency Assessments for California, or any successor system, and the college and career readiness indicator.
- (4) For purposes of this section and Section 47607.2, "subgroup" means numerically significant pupil subgroups as defined in paragraph (1) of subdivision (a) of Section 52052.
- (5) To qualify for renewal under clause (i) of subparagraph (A) of paragraph (2), subparagraph (A) of paragraph (1) of subdivision (a) of Section 47607.2, or paragraph (2) of subdivision (a) of Section 47607.2, the charter school shall have schoolwide performance levels on at least two measurements of academic performance per year in each of the two consecutive years immediately preceding the renewal decision. To qualify for renewal under clause (ii) of subparagraph (A) of paragraph (2), subparagraph (B) of paragraph (1) of subdivision (a) of Section 47607.2, the charter school shall have performance levels on at least two measurements of academic performance for at least two subgroups. A charter school without sufficient performance levels to meet these criteria shall be considered under subdivision (b) of Section 47607.2.
- (6) For purposes of this section and Section 47607.2, if the dashboard indicators are not yet available for the most recently completed academic year before renewal, the chartering authority shall consider verifiable data provided by the charter school related to the dashboard indicators, such as data from the California Assessment of Student Performance and Progress, or any successor system, for the most recent academic year.
- (e) Notwithstanding subdivision (c) and subdivisions (a) and (b) of Section 47607.2, the chartering authority may deny renewal of a charter school upon finding that the school is demonstrably unlikely to successfully implement the program set forth in the petition due to substantial fiscal or governance



# Selected Text from Charter School Related *Education Code*

factors or is not serving all the pupils who wish to attend as documented pursuant to subdivision (d). The chartering authority may deny renewal of a charter school under this subdivision only after it has provided at least 30 days' notice to the charter school of the alleged violation and provided the charter school with a reasonable opportunity to cure the violation, including a corrective action plan proposed by the charter school. The chartering authority may deny renewal only by making either of the following findings:

1. The corrective action proposed by the charter school has been unsuccessful.
2. The violations are sufficiently severe and pervasive as to render a corrective action plan unviable.

## **Education Code 47607.2**

- (a) (1) The chartering authority shall not renew a charter if either of the following apply for two consecutive years immediately preceding the renewal decision.
- (A) The charter school has received the two lowest performance levels schoolwide on all the state indicators included in the evaluation rubrics adopted pursuant to Section 52064.5 for which it receives performance levels.
- (B) For all measurements of academic performance, the charter school has received performance levels schoolwide that are lower than the state average and, for a majority of subgroups performing statewide below the state average and, for a majority of subgroups performing statewide below the state average in each respective year, received performance levels that are lower than the state average.
- (3) The chartering authority shall consider the following factors, and may renew a charter that meets the criteria in paragraph (1) only upon making both of the following written factual findings, specific to the particular petition, setting forth specific facts to support findings:
- (A) The charter school is taking meaningful steps to address the underlying cause or causes of low performance, and those steps are reflected, or will be reflected, in a written plan adopted by the governing body of the charter school.
- (B) There is clear and convincing evidence showing either of the following:
- (i) The school achieved measurable increases in academic achievement, as defined by at least one year's progress for each year in school.
  - (ii) Strong postsecondary outcomes, as defined by college enrollment, persistence, and completion rates equal to peers.
- (4) Verified data, as described in subdivision (c), shall be considered by the chartering authority until June 30, 2025, for a charter school pursuant to this subdivision, operating on or before 2020, only for the school's next two subsequent renewals.
- (5) For a charter renewed pursuant to this subdivision, the chartering authority may grant renewal for a period of two years.

## Selected Text from Charter School Related *Education Code*

- (b) (1) For charters which the paragraph (2) of subdivision (c) of Section 47607 and subdivision (a) of Section 47607.2 do not apply, the chartering authority shall consider the schoolwide performance and performance of all subgroups of pupils served by the charter school on the state indicators included in the evaluation rubrics adopted pursuant to Section 52064.5 and the performance of the charter school on the local indicators included in the evaluation rubrics adopted pursuant to Section 52064.5.
- (2) The chartering authority shall provide greater weight to performance on measurements of academic performance in determining whether to grant a charter renewal.
- (3) In addition to the state and local indicators, the chartering authority shall consider clear and convincing evidence showing either of the following:
  - (A) The school has achieved measurable increases in academic achievement, as defined by at least one year's progress for each year in school.
  - (B) Strong postsecondary outcomes, as defined by college enrollment, persistence, and completion rates equal to similar peers.
- (6) The chartering authority may deny a charter renewal pursuant to this subdivision only upon making written findings, that the charter school has failed to meet or make sufficient progress towards meeting standards that provide a benefit to the pupils of the school, that closure of the charter school is in the best interest of pupils and, if applicable pursuant to paragraphs (2) and (3), that its decision provided greater weight to performance on measurements of academic performance.
- (7) For a charter renewed pursuant to this subdivision, the chartering authority shall grant a renewal for a period of five years.

# Acronyms

<b>ADA</b> . . . . Average Daily Attendance	<b>MSD</b> . . . . Moreland School District
<b>ARUSD</b> . . . Alum Rock Union School District	<b>K</b> . . . . . Kindergarten
<b>CAASPP</b> . . California Assessment of Student Performance and Progress	<b>LCAP</b> . . . . Local Control Accountability Plan
<b>CDE</b> . . . . California Department of Education	<b>LCFF</b> . . . . Local Control Funding Formula
<b>CMO</b> . . . . Charter Management Organization	<b>LEA</b> . . . . Local Educational Agency
<b>COE</b> . . . . County Office of Education	<b>OYA</b> . . . . Opportunity Youth Academy
<b>COVID-19</b> . Coronavirus Disease 2019	<b>N/A</b> . . . . Not Applicable
<b>DCP</b> . . . . Downtown College Preparatory	<b>PERS</b> . . . . Public Employee Retirement System
<b>EC</b> . . . . . Education Code	<b>SBAC</b> . . . . Smarter Balanced Assessment Consortium
<b>EL</b> . . . . . English Learner	<b>SBE</b> . . . . State Board of Education
<b>ELA</b> . . . . English Language Arts	<b>SED</b> . . . . Socioeconomically Disadvantaged
<b>ELD</b> . . . . English Language Development	<b>SELPA</b> . . . Special Education Local Plan Area
<b>ESUHSD</b> . . East Side Union High School District	<b>SCCBOE</b> . . Santa Clara County Board of Education
<b>FMSD</b> . . . . Franklin-McKinley School District	<b>SCCOE</b> . . Santa Clara County Office of Education
<b>FRL</b> . . . . . Free and Reduced Lunch	<b>SJUSD</b> . . . . San José Unified School District
<b>FTE</b> . . . . Full-Time Equivalent	<b>SPED</b> . . . . Special Education
<b>IEP</b> . . . . . Individual Education Plan	<b>STRS</b> . . . . State Teacher Retirement System
<b>GRAD</b> . . . Graduation	<b>SWD</b> . . . . Students with Disabilities
<b>LASD</b> . . . . Los Altos School District	<b>TK</b> . . . . . Transitional Kindergarten
<b>MHUSD</b> . . . Morgan Hill Unified School District	<b>UPA</b> . . . . University Preparatory Academy
<b>MPESD</b> . . . Mt. Pleasant Elementary School District	

# Informational Sources

The SCCOE Charter Schools Department references many information sources in the 2022-23 Annual Charter School Data Book. These sources (listed below) include charter schools self-reported information, individual charter school financial audits, government and educational sources, SCCBOE meeting agendas, minutes, and various websites.

## Charter Schools

(FY 2021-22 Financial Audits and self-reported data as of February 1, 2023)

- ACE Empower Academy
- Alpha: Cornerstone Academy Preparatory
- Alpha: José Hernández
- Bullis Charter School (North/South)
- Downtown College Prep - Alum Rock (Middle/High)
- Discovery Charter I (Phoenix)
- Discovery Charter II (Falcon)
- Opportunity Youth Academy
- Rocketship Academy for Brilliant Minds
- Rocketship Alma Academy
- Rocketship Discovery Prep
- Rocketship Fuerza Community Prep
- Rocketship Los Sueños Academy
- Rocketship Mateo Sheedy Elementary
- Rocketship Rising Stars Academy
- Rocketship Sí Se Puede Academy
- Summit Public School: Denali
- Summit Public School: Tahoma
- Sunrise Middle School
- University Preparatory Academy Charter
- Voices College-Bound Language Academy at Morgan Hill
- Voices College-Bound Language Academy at Mt. Pleasant

## Educational Sources

(Not all sources offer public access)

- 2019-20 Dataquest  
<http://dq.cde.ca.gov/dataquest>
- 2020-21 Dataquest  
<http://dq.cde.ca.gov/dataquest>
- 2021-22 Dataquest  
<http://dq.cde.ca.gov/dataquest>
- 2022-23 Dataquest  
<http://dq.cde.ca.gov/dataquest>
- California Assessment of Students Performance and Progress (CAASPP) Results  
<https://caaspp-elpac.cde.ca.gov/caaspp/>
- California Department of Education (CDE)  
<https://cde.ca.gov>
- California School Dashboard  
<https://www.caschooldashboard.org/#/Home>
- Santa Clara County Board of Education Meeting Minutes  
<https://go.boarddocs.com/ca/sccoe/Board.nsf/Public>
- Santa Clara County Office of Education Website  
<https://www.sccoe.org>

# Acknowledgements

The SCCOE Charter Schools Department is grateful for the contributions from the SCCOE-authorized charter schools, SCCOE employees, and the Santa Clara County Board of Education (SCCBOE). Assistance from each of these educational partners has made the 2022-23 Annual Charter Schools, Data Book possible. We would also like to acknowledge their dedication to all the children of Santa Clara County and their education.

Special recognition goes to the following:

- Santa Clara County Board of Education
- Dr. Mary Ann Dewan, Superintendent of Schools
- Niti Sharma, SCCOE Director of Internal Business Services
- Susan Ady, SCCOE Director of District Business Services
- SCCOE Business, Facilities & Operations Division
- SCCOE Media & Communications Department
- SCCOE Print Shop
- SCCOE Special Education Department

The Charter Schools Department is grateful to the SCCBOE-authorized charter schools for their assistance in compiling the data for this book.

- ACE Empower Academy
- Alpha: Cornerstone Preparatory Academy
- Alpha: José Hernández
- Bullis Charter School (North/South)
- Downtown College Prep - Alum Rock (Middle/High)
- Discovery Charter I (Phoenix)
- Discovery Charter II (Falcon)
- Opportunity Youth Academy
- Rocketship Academy for Brilliant Minds
- Rocketship Alma Academy
- Rocketship Discovery Prep
- Rocketship Fuerza Community Prep
- Rocketship Los Sueños Academy
- Rocketship Mateo Sheedy Elementary
- Rocketship Rising Stars Academy
- Rocketship Sí Se Puede Academy
- Summit Public School: Denali (Middle/High)
- Summit Public School: Tahoma
- Sunrise Middle School
- University Preparatory Academy Charter
- Voices College-Bound Language Academy at Morgan Hill
- Voices College-Bound Language Academy at Mt. Pleasant

# 2022-23 SCCOE Charter Schools Directory

## **ACE EMPOWER ACADEMY**

625 South Sunset Avenue  
San José, CA 95116  
Phone: 408-729-3920  
Michelle Williams, Principal  
[www.acecharter.org](http://www.acecharter.org)

## **ALPHA: CORNERSTONE ACADEMY PREPARATORY**

1598 Lucretia Avenue  
San José, CA 95122  
Phone: 408-361-3876  
Fallon Housman, Principal  
[www.alphapublicschools.org](http://www.alphapublicschools.org)

## **ALPHA: JOSÉ HERNÁNDEZ**

1601 Cunningham Avenue  
San José, CA 95122  
Phone: 408-780-1550  
Julianna Parra, Principal  
[www.alphapublicschools.org](http://www.alphapublicschools.org)

## **BULLIS CHARTER SCHOOL**

North Campus  
102 West Portola Avenue  
Los Altos, CA 94022  
Jessica Morgan, Principal (Elementary School)  
Daniel Gross, Principal (Middle School)

South Campus  
1124 Covington Road  
Los Altos, CA 94022  
Phone: 650-947-4100  
Lisa Stone, Principal (Elementary School)  
Maureen Israel, Superintendent/Principal  
[www.bullischarter.school.com](http://www.bullischarter.school.com)

## **DISCOVERY CHARTER SCHOOL I (PHOENIX)**

4021 Teale Avenue  
San José, CA 95117  
Phone: 408-243-9800  
Carol Bauerle, Principal  
Lety Villa, Executive Director  
[www.discoveryk8.org](http://www.discoveryk8.org)

## **DISCOVERY CHARTER SCHOOL II (FALCON)**

762 Sunset Glen Drive  
San José, CA 95123  
Phone: 408-300-1358  
Karla Lund, Principal  
Lety Villa, Executive Director  
[www.discoveryk8.org](http://www.discoveryk8.org)

## **DOWNTOWN COLLEGE PREP (DCP) ALUM ROCK**

9-12 Building: 1776 Educational Park Drive,  
Building H  
San José, CA 95122  
Phone: 408-384-4554  
Joyce Davis, Principal

6-8 Building: 2800 Ocala Road  
San José, CA 95148  
Phone: 408-942-7000  
Jose Zavala, Principal  
[www.dcp.org](http://www.dcp.org)

## **OPPORTUNITY YOUTH ACADEMY (OYA)**

OYA Sobrato  
512 Valley Way  
Milpitas, CA 95035

OYA South County  
930 Wren Avenue  
Gilroy, CA 95020

OYA The Hub  
591 North King Road, Suite 1  
San José, CA 95133

OYA Washington  
921 S. First Street, Suite B  
San José, CA 95110

OYA ConXion  
749 Story Road, Suite 10  
San José, CA 95122

OYA Snell  
3550 Snell Avenue  
San José, CA 95136  
Phil Morales, Director  
<http://www.sccoe.org/depts/students/oya>

## **ROCKETSHIP ALMA ACADEMY**

198 West Alma Avenue  
San José, CA 95110  
Phone: 408-931-6838  
Carly Reiss, Principal  
[www.rsed.org/alma](http://www.rsed.org/alma)

## **ROCKETSHIP ACADEMY FOR BRILLIANT MINDS**

2962 Story Road  
San José, CA 95127  
Phone: 408-708-5650  
Lisa Greene, Principal  
[www.rsed.org/brilliantminds](http://www.rsed.org/brilliantminds)

## **ROCKETSHIP DISCOVERY PREP**

370 Wooster Avenue  
San José, CA 95116  
Phone: 408-217-8951  
Jasmin Quiroz, Principal  
[www.rsed.org/discoveryprep](http://www.rsed.org/discoveryprep)

## **ROCKETSHIP FUERZA COMMUNITY PREP**

70 South Jackson Avenue  
San José, CA 95116  
Phone: 408-708-5744  
Briana Neveras, Principal  
[www.rsed.org/fuerza](http://www.rsed.org/fuerza)

## **ROCKETSHIP LOS SUEÑOS ACADEMY**

331 South 34th Street  
San José, CA 95116  
Phone: 408-684-4028  
Gabriela Gordon, Principal  
[www.rsed.org/lossuenos](http://www.rsed.org/lossuenos)

## **ROCKETSHIP MATEO SHEEDY**

788 Locust Street  
San José, CA 95110  
Phone: 408-286-3330  
Courtney English, Principal  
[www.rsed.org/mateosheedy](http://www.rsed.org/mateosheedy)

## **ROCKETSHIP RISING STARS ACADEMY**

3172 Senter Road  
San José, CA 95111  
Alberto Perez, Principal  
[www.rsed.org/risingstars](http://www.rsed.org/risingstars)

## **ROCKETSHIP SÍ SE PUEDE ACADEMY**

2249 Dobern Avenue  
San José, CA 95116  
Phone: 408-824-5180  
Danisha West, Principal  
[www.rsed.org/sisepuede](http://www.rsed.org/sisepuede)

## **SUMMIT PUBLIC SCHOOL: DENALI**

6-8 Building: 539 E Weddell Drive  
Sunnyvale, CA 94085  
Phone: 669-721-2646  
Chloe Sargeant, Executive Director

9-12 Building: 195 Leota Ave.  
Laura Zado, Executive Director  
<http://denali.summitps.org/>

## **SUMMIT PUBLIC SCHOOL: TAHOMA**

14271 Story Road  
San José, CA 95127  
Phone: 408-729-1981  
Jonathan Stewart, Executive Director  
<http://tahoma.summitps.org>

## **SUNRISE MIDDLE SCHOOL**

1149 East Julian Street, Building G  
San José, CA 95116  
Phone: 408-659-4785  
Teresa Robinson, Director  
[www.sunrisemiddle.org](http://www.sunrisemiddle.org)

## **UNIVERSITY PREPARATORY ACADEMY**

2315 Canoas Garden Avenue  
San José, CA 95125  
Phone: 408-723-1839  
David Porter, Executive Director  
[www.upasv.org](http://www.upasv.org)

## **VOICES COLLEGE-BOUND LANGUAGE ACADEMY AT MORGAN HILL**

16870 Murphy Avenue/17000 Monterey  
Road/17720 Peak Avenue  
Morgan Hill, CA 95037  
Phone: 408-791-1700  
Vicky Lopez Principal  
<http://voicesacademies.org>

## **VOICES COLLEGE-BOUND LANGUAGE ACADEMY AT MT. PLEASANT**

14271 Story Road  
San José, CA 95127  
Phone: 408-571-6404  
Christina Deberry, Principal  
<http://voicesacademies.org>



Santa Clara County  
Office of Education

---

2022-2023  
**ANNUAL CHARTER  
SCHOOLS DATA BOOK**

Charter Schools Department

Mefula Fairley  
*Executive Director*

Michelle Johnson, Ed.D.  
*Associate Director*

Matt Daugherty  
*Administrator*

Shallu Sharma  
*Financial Administrator*

Cynthia Tapia  
*Financial Administrator*

Justin Fallon  
*Administrative Assistant IV*



Santa Clara County Office of Education • 1290 Ridder Park Drive • San José, CA 95131-2304  
Phone: (408) 453-6500 • [www.sccoe.org](http://www.sccoe.org)