

2018 Santa Clara County School Readiness Assessment

Results summary



Upon entering school in Fall 2018, kindergarteners across Santa Clara County were assessed by their teachers using the Kindergarten Observation Form (KOF), a valid and reliable tool that captures children's social-emotional and cognitive readiness for kindergarten.

This was the first countywide school readiness assessment in 10 years. It captured children's readiness skills, as well as the factors most strongly associated with kindergarten readiness in Santa Clara County.

Who participated?

42
Schools

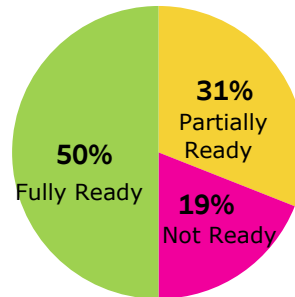
66
Classrooms

1,253
Completed Assessments

Thank you to the study's sponsors:



Overall readiness profile

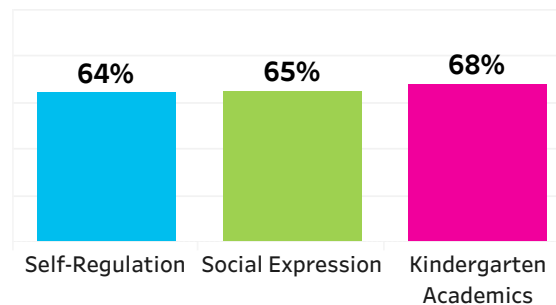


50% were proficient in all building blocks

31% were proficient in 1-2 building blocks

19% were not proficient in any building block

Children fully ready for kindergarten by building block



The Building Blocks of School Readiness and Motor Skills

K ACADEMICS

- Recognizes numbers
- Recognizes shapes
- Recognizes letters
- Counts 20 objects
- Writes own first name
- Recognizes rhyming words
- Understands details in literature
- Understands basic features of books

SELF-REGULATION

- Stays focused
- Follows rules
- Follows directions
- Plays cooperatively
- Participation in circle time
- Handles frustration well

SOCIAL EXPRESSION

- Eager to learn
- Expresses empathy
- Expresses needs and wants
- Tells about a story/experience

MOTOR SKILLS ITEMS

- Uses pencil with proper grip
- General coordination

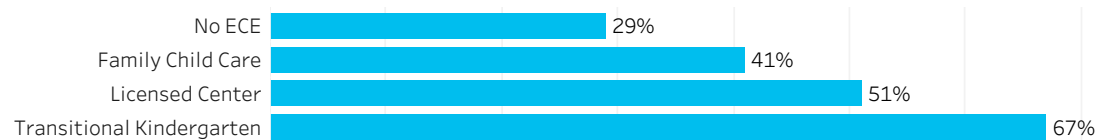
2018 Santa Clara County School Readiness Assessment



Characteristics and experiences linked to readiness

In addition to child and family demographic characteristics, **school readiness was predicted by several malleable assets**, including early childhood education (ECE) attendance, coming to school well-rested and well-fed, and child resiliency.

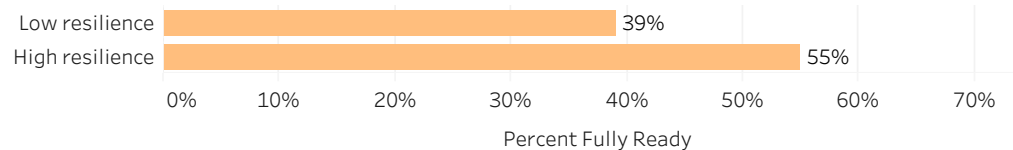
ECE Experience



Health and Well-Being

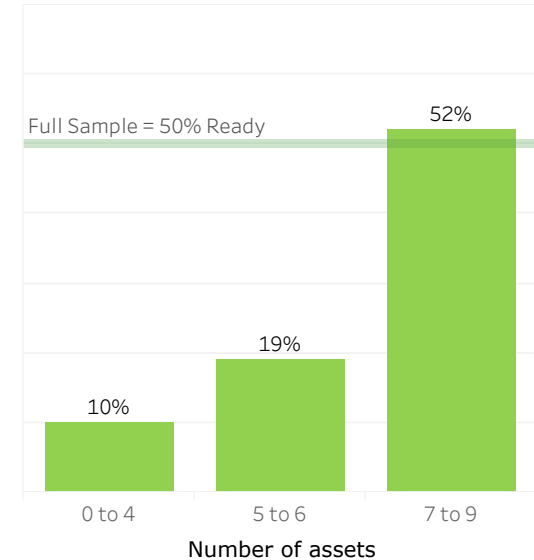


Child Resiliency



Also, although Latino boys had the lowest readiness scores overall, **the presence of such malleable assets narrowed the readiness gap.**

Percent Fully Ready among Latino Boys, by Number of Assets



What do these findings suggest it will take to “turn the curve” on school readiness?



Quality early childhood education experiences for all children



Health services that promote optimal development and well-being



Caregiver education and family support services to help parents/caregivers provide children with healthy, enriching experiences