

COUNTYWIDE CHIEF BUSINESS OFFICERS MEETING

APRIL 25, 2019

9:30 a.m. to 12:00 p.m.

MILPITAS ROOM

AGENDA

9:30 - 9:35	Welcome	Eric Dill, Santa Clara Unified SD Megan K. Reilly, Santa Clara COE
9:35 - 10:20	State & Economic Update	Robert Miyashiro, School Services of CA
10:20 - 10:30	LCAP Update	Chris Izor, Santa Clara COE
10:30 - 10:50	Second Harvest Food Bank	Tracy Weatherby, Vice President of Community Engagement
10:50 - 11:20	Hot Topics and Negotiations Roundtable • Collecting Overpayments from Staff • Unpaid Meal Policies and Practices • Payroll Manual Check	All Nancy Torres Pfeiffer, Campbell Union High School District Eric Dill, Santa Clara Unified SD Tracy Huynh, Mount Pleasant Elementary SD
11:20 - 12:00	Legislative Update & ESSA Reporting	Leilani Aguinaldo, School Services of CA

FY 2018-2019 MEETINGS

DATE	TIME	ROOM
August 30, 2018	9:30 a.m. - 12:00 p.m.	Milpitas Room
September 27, 2018	9:30 a.m. - 12:00 p.m.	Oak Grove Room
October 18, 2018	9:30 a.m. - 12:00 p.m.	Milpitas Room
November 15, 2018*	9:30 a.m. - 12:00 p.m.	Oak Grove Room
January 24, 2019	9:30 a.m. - 12:00 p.m.	Milpitas Room
February 28, 2019	9:30 a.m. - 12:00 p.m.	Milpitas Room
March 28, 2019	9:30 a.m. - 12:00 p.m.	Milpitas Room
April 25, 2019	9:30 a.m. - 12:00 p.m.	Milpitas Room
May 23, 2019	9:30 a.m. - 12:00 p.m.	Milpitas Room **

*Meeting cancelled due to CASBO CBO Symposium

**TENTATIVE - Change in location, to be confirmed in an email prior to meeting.

Santa Clara County Office of Education CBO Meeting

April 25, 2019




**Santa Clara County Office of Education
CBO Meeting**

April 25, 2019

Presented by:
Matt Phillips, CPA
Director, Management Consulting Services

School Services of California
INC.
An Employee-Owned Company

© 2019 School Services of California, Inc.



Per-Pupil Expenditure Reporting

1

© 2019 School Services of California, Inc.

- ❖ The Every Student Succeeds Act (ESSA) includes a requirement that every state and local educational agency (LEA) within each state report LEA and school site per-pupil expenditures
 - The California Department of Education (CDE) issued guidance on August 1, 2018
 - CDE's guidance conforms to the existing financial data collection system and the Standardized Account Code Structure (SACS)
- ❖ Per-pupil expenditures are required to be included in the 2018-19 report cards
- ❖ To read the CDE guidance, visit: <https://www.cde.ca.gov/fg/ac/co/essappeltr.asp>

Santa Clara County Office of Education CBO Meeting April 25, 2019




Per-Pupil Expenditure Reporting

2

© 2019 School Services of California, Inc.

- ❖ Expenditures must be disaggregated by fund source
 - However, no federal guidance has been issued to inform states or LEAs about what to include in their calculations
- ❖ ESSA defines fund sources as:



- Includes actual personnel and nonpersonnel expenditures
 - As well as centrally charged costs



Per-Pupil Expenditure Reporting – The Numerator

3

© 2019 School Services of California, Inc.

- ❖ Neither ESSA nor the CDE provide an explicit methodology for determining per-pupil expenditures
 - For school site expenditures, and to the maximum extent possible, LEAs should include ongoing costs associated with the day-to-day operation of a school incurred at the school site
 - Instruction
 - Instructional support
 - Student support services
 - Transportation
 - Facilities maintenance and operations
 - General administration



Santa Clara County Office of Education CBO Meeting April 25, 2019



Per-Pupil Expenditure Reporting – The Numerator

4

© 2019 School Services of California, Inc.

- ❖ CDE offers guidance about which expenses to exclude from the numerator
 - Adult Education
 - Capital Outlay
 - Community Services
 - Debt Service
 - Nonagency
 - Tuition
 - Transfers
 - County Services to Districts
- ❖ LEAs are authorized to exclude other expenditures that may distort per-pupil expenditures
 - However, exercise caution here
 - Over-excluding costs should be avoided



Per-Pupil Expenditure Reporting – The Denominator

5

© 2019 School Services of California, Inc.



- ❖ CDE recommends using enrollment as the denominator to be consistent with the student count used in federal expenditure calculations
 - Whether LEAs use ADA or enrollment, the denominator should be the same for each school's calculation

Santa Clara County Office of Education CBO Meeting April 25, 2019

6

Per-Pupil Expenditure Reporting

© 2019 School Services of California, Inc.

LEA Per-Pupil Expenditures	School Per-Pupil Expenditures
$\frac{\text{Total LEA Expenses}}{\text{LEA Student Count}}$	$\frac{\text{School Expenses} + \text{School Share of Central Costs}}{\text{School Student Count}}$

7

Per-Pupil Expenditure Reporting – Implications

© 2019 School Services of California, Inc.

School-Level Context

- In the absence of school context, per-pupil expenditures may be misleading
- Consider telling the story of a school's students, teachers, and other resources

Supplemental and Concentration Grants: Proportionality Requirement

- School-level per-pupil expenditures will illuminate how LEAs are using their supplemental and concentration grants
- Tell your story early and often
- Leverage the Local Control and Accountability Plan (LCAP) stakeholder engagement process and the LCAP

Feeding Students Using Federal Dollars



More than 1 in 4 at risk of hunger;
1 in 3 children



More people rely on
Second Harvest than
ever before.

An estimated 440,000
people in our two
counties are at risk of
hunger and not
getting help.



How we reach people



- 199 partners at 645 sites – nearly every neighborhood
- Distributions at schools, low-income housing complexes and community centers
- Schools: 96 K-12 pantries and at 8 colleges -- every community college plus San Jose State
- Multilingual Food Connection hotline
- Field specialists at libraries, community centers and healthcare facilities



Participation in Federal Children's Nutrition Programs in Santa Clara County

Student Participation in Santa Clara County

68% Lunch

35% Breakfast

11% Summer



Source: CFPA 2014-2015













Feed Children during the School Year

Build relationships with School Districts to Encourage Increased Use of Federal Dollars

- Demystify bureaucracy around school meal programs & help them maximize impact
 - ✓ Students can be provided with breakfast, lunch, and after-school supper
 - ✓ Encourage Breakfast after the Bell
 - ✓ Community Eligibility Provision (CEP) or Provision 2 for high need schools or districts
- Provide infrastructure needed for implementation (food carts, milk coolers, etc.)
- Meals promotion materials & efforts



School Meal Benefits

	Improved		Decreased
	Cognitive Function		Risk for Obesity & Diabetes
	Academic Achievement		Aggressive Behavior
	School Attendance		Delinquency
	Diet & Physical Health		Suspensions
	Emotional Health		Tardiness

Source: [FRAC School Lunch benefits](#)



Breakfast After the Bell: Increases meal participation, nutrition, health & learning



Breakfast in the Classroom

Serve breakfast when and where all kids are able to eat



Grab n' Go Breakfast

Let kids grab quick and healthy meals on the way to class



Second Chance Breakfast

Serve students during a mid-morning break



Promoting Food Resources During the School Year

Living here is expensive. Getting healthy food doesn't have to be.

Free healthy food for your family

- Apply for free school meals at your school office today**
 Eating a nutritious breakfast helps kids learn. Kids and teens under 18 can get healthy meals at school including breakfast and lunch.
- Need free groceries? Call 1-800-984-3663**
 Talk to a friendly Food Connection Specialist to find out where you can pick up free fruits and vegetables, chicken, milk and other groceries for your family.
- We can also help you apply for CalFresh/EBT**
 One of our Food Connection Specialists can help you find out if you qualify.

Learn more
 Call 1-800-984-3663 weekdays, 8 a.m. to 5 p.m., or go to SHFB.org/getfood



Summer Meals: Partner & Promote

- Can be served free in any area with over 50% FRPM
- Less than 15% of kids who eat free & reduced price meals during school year get summer meals
- Help plan summer by identifying sites and linking to meal sponsors and meal providers
- Summer of 2018:
 - ✓ Over 457K meals
 - ✓ 96 sites



School & Summer Meals 2019 Legislative Priorities

➤ National Wish List:

- ✓ Target free, universal meals in schools
- ✓ Adjustment for cost of living

➤ **School Meals (McGuire):** Additional funding for schools with universal meals offering California produce

➤ **Pre-School Meals (Limon & Eggman):** Mandate a meal in public schools; enhance funding in childcare settings

➤ **Direct Certification:** Improve process to allow more schools to provide universal meals

➤ **Free & Reduced Price Meal Forms:** Simplify



How Can We Work Together?

- Make sure your school is participating in the Child Nutrition Coalition
- Contact us if you are interested in exploring how to increase school meals participation
- Help us increase participation in summer meals if you are in a high-needs area

Tracy Weatherby,
Vice President, Community Engagement & Policy
tweatherby@shfb.org

Marie Pfeiffer, mpfeiffer@shfb.org
Zia MacWilliams, zmacwilliams@shfb.org

