

I N V E S T I N G F O R



EQUITY • DIVERSITY • INCLUSION • PARTNERSHIP

## Vision

Transforming Education through  
Leadership, Service, and Advocacy

## Mission

The Santa Clara County Office of Education  
is committed to serving, inspiring, and  
promoting student and public school success.

## Goals

Improve access to inclusive, equitable, high-quality education.  
Provide quality support to districts, schools, students, and communities.  
Be a premier service organization.

## Values

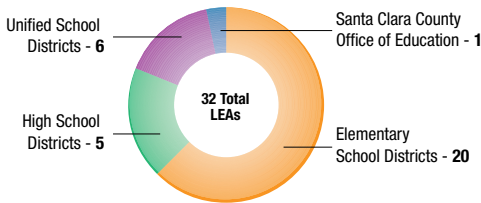
Students First	Focus on Student Success
Collaboration	Leverage Collective Capacity
Innovation	Champion Creative Thinking
Service	Exceed Expectations
Strengths-Based	Engage Strengths to Improve Results

## Santa Clara County by the Numbers

LEAs	Total Enrollment	Number of Schools
32	236,428	406

Source: CDE, Dataquest 2022-23

### Local Education Agencies



### Public School Sites

Traditional Schools*	
Elementary	252
Intermediate/Middle School	60
Junior High	5
High School	57
K - 12	4
Charter **	63
<b>Total</b>	<b>378</b>

Source: CDE, EdData 2022-23

Non-Traditional Schools/Programs	
Alternative	11
Community Day	2
Continuation	11
Metro Ed	1
Other ***	3
<b>Total</b>	<b>28</b>

<b>All Schools</b>	<b>406</b>
--------------------	------------

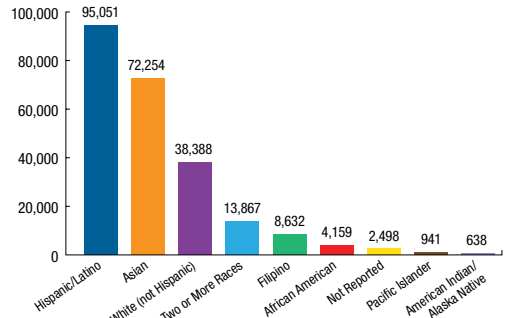
Source: CDE, EdData 2022-23

\*Traditional Schools total excludes: Continuation, Community Day, Alternative, Special Education, and other types of non-traditional schools

\*\*Included in elementary, middle, and high school counts

\*\*\*Other schools include: County Community, Juvenile Court School, and Special Education

## Enrollment By Ethnic Group

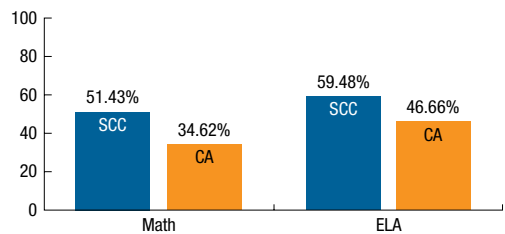


### Student Groups

	Number of Students	%
English Learners	53,180	22.5%
Foster Youth	328	0.1%
Homeless Youth	4,452	1.9%
Migrant Education	450	.2%
Socioeconomic Disadvantaged	88,669	37.5%
Students with Disabilities	27,558	11.7%

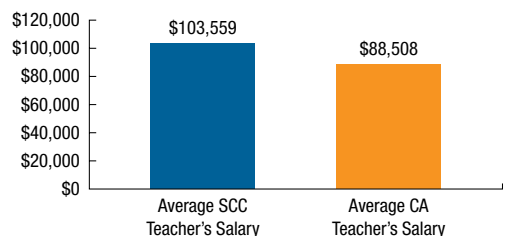
## California Assessment of Student Performance and Progress

Students meeting or exceeding state standards in 2022-23



## Santa Clara County Teachers

Number of full-time teachers – 11,666



Source: CDE, Dataquest 2021-22

## Services for Students

Alternative Education –  
Court and Community Schools  
Childcare Resource and Referral  
Early Learning and Preschool  
Foster and Homeless Youth Services  
Migrant Education  
Opportunity Youth Academy  
Special Education  
Walden West – Environmental  
Education Program



## Services to Districts

Student Attendance and Enrollment  
Student Assessment and Accountability  
Charter Schools Department  
Community Schools  
Credentialing Programs  
DataZone and FosterVision  
District Business and Advisory Services -  
Fiscal Support  
District LCAP Advisory Services  
Educator Preparation Programs  
Inclusion Services and Inclusive Practices  
Library Services  
Livescan Fingerprinting  
Media and Communications  
Print Services  
Substitute Services  
Technology and Data Services  
Textbook Adoption  
Translation/Interpretation  
Universal Pre-K and TK Expansion Planning

## Professional Development and Technical Assistance

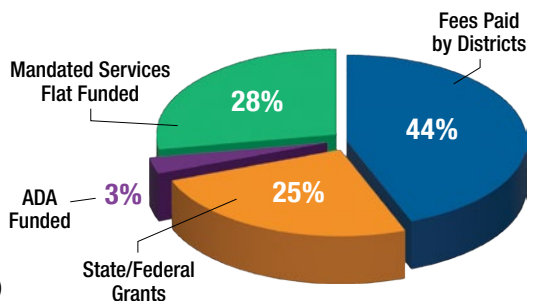
- Civic Engagement
- Curriculum and Instruction
- Environmental and Climate Literacy
- Educator Preparation Program
- iSTEAM
- LGBTQ+
- Multi-Tiered System of Support
- Positive Behavioral Interventions and Supports
- School Climate, Leadership and Instructional Services
- Teacher Residency Technical Assistance Center
- Universal Design for Learning
- Youth Health and Wellness

## Revenue Sources

By the Numbers:

Approximately 1,576 full and part-time employees

Fiscal Year 2022-23 Revenues = \$340,417,478 (County School Service Fund)



- Fees Paid by Districts (Special Education, Technology-External, Walden West, Teacher Credentialing)
- Mandated Services Flat Funded for County Operations (District Business Advisory Services, Internal Business Services, Maintenance & Operations, Technology-Internal, Human Resources, Charter School Department)
- State/Federal Grants for Head Start, Early Start, Safe & Drug Free Schools, Migrant Education, Categorical Programs
- Average Daily Attendance (ADA) Funded for the attendance of pupils in Opportunity Youth Academy Charter and Alternative Education

The **Santa Clara County Office of Education (SCCOE)** is a premier service organization driven by the core principles of equity, diversity, inclusion, and partnership. The SCCOE is committed to serving, inspiring, and promoting student and public school success.

Working collaboratively with school and community partners, the SCCOE is a regional service agency that provides instructional, business, and technology services to the 31 school districts of Santa Clara County. The County Office of Education directly serves students through special education programs, alternative schools, Head Start and State Preschool programs, migrant education, and Opportunity Youth Academy. The SCCOE provides academic and fiscal oversight and monitoring to districts in addition to the Santa Clara County Board of Education authorized charter schools.

### **Santa Clara County Board of Education**

Maimona Afzal Berta • Victoria Chon • Joseph Di Salvo • Raeena Lari  
Grace H. Mah • Don Rocha • Tara Sreekrishnan

### **County Superintendent of Schools**

Dr. Mary Ann Dewan



1290 Ridder Park Drive, San Jose, CA 95131

[www.sccoe.org](http://www.sccoe.org)



@santaclarasccoe



@SCCOE



@santa-clara-county-  
office-of-education

Subscribe to the SCCOE Newsletter: [sccoe.to/ImpactWeekly](https://sccoe.to/ImpactWeekly)