

Child Care Pilot: Analysis of Santa Clara County FY 2022-2023

The Santa Clara County Child Care Subsidy Pilot Project (the Pilot), implemented in September 2016 through Assembly Bill (AB) 2368, authorized an individualized child care subsidy plan for Santa Clara County to ensure that funding for child care subsidies in the County address local needs and priorities. The intent of the Pilot is to better meet the early education and child care needs of families in Santa Clara County through policies that support low-income families and promote stable care. The Pilot, originally intended to sunset in July 2022 was extended for one year through AB 1294; AB 116 extended the Pilot again to July 1, 2024. This brief presents findings from FY 2022-2023, the most recent year of Pilot implementation.

**Total Number of
Contractors:**

22

**Total Amount of Earned
Pilot Contract Funds:**

\$106,473,659

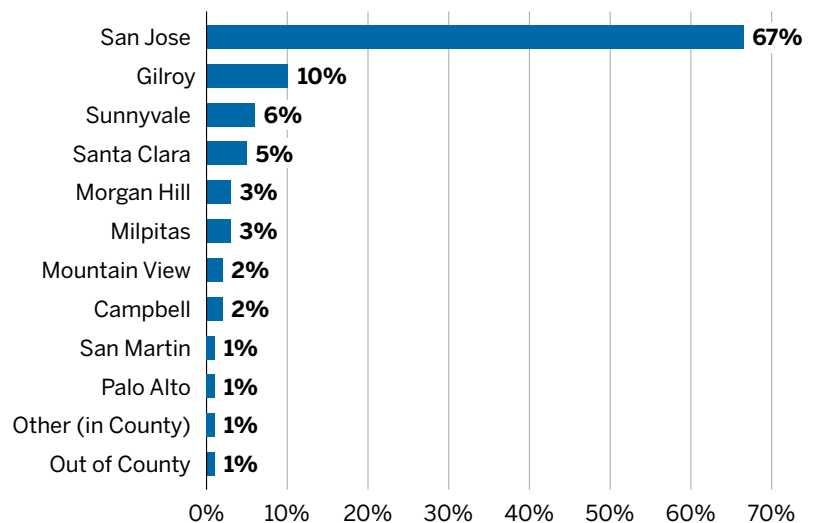
KEY FINDINGS FROM FY 2022-2023

- For the 2022-2023 fiscal year, the Santa Clara County pilot served a total of 9,457 children, which was over 2,000 more children served than in the prior fiscal year.
 - The Pilot saw increases in children served across all contract types.
 - In FY 2022-2023, most children were served in AP contracts (5,433).
- Approximately two-thirds of children served lived in San Jose, followed by ten percent in Gilroy.
- The majority of children served were Hispanic/Latino.
- Most parents and guardians listed “employment” as their primary reason for receiving childcare.
- In FY 2022-2023, the County earned \$106,473,659 or 62 percent of its contracted funds.

**The largest share of children (5,433)¹
were enrolled in Alternative
Payment Programs.**

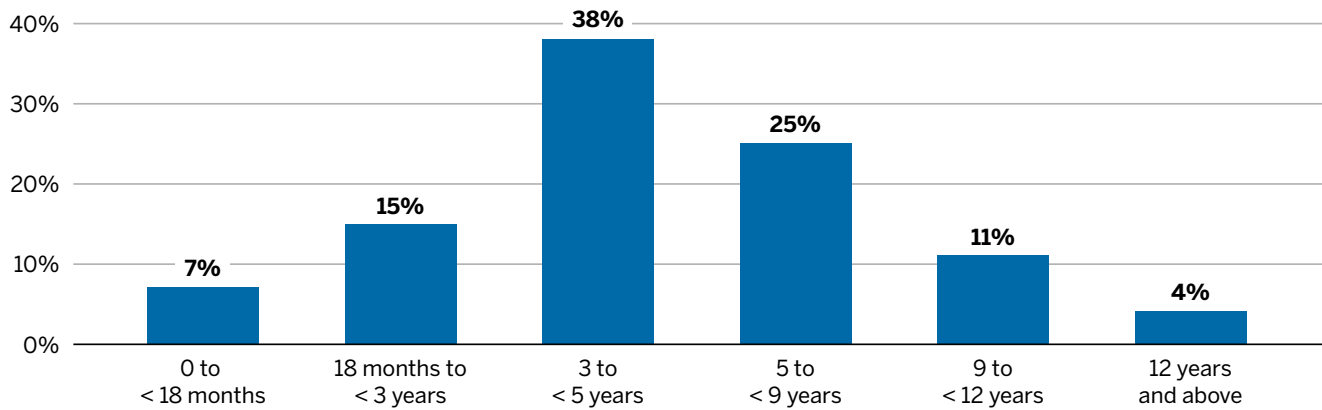
| Contract Type | Number of Children Served |
|-----------------------------------|---------------------------|
| California State Preschool (CSPP) | 2,776 |
| Center Based Child Care (CCTR) | 1,248 |
| Alternative Payment (AP) | 5,433 |
| Total | 9,457 |

Approximately two-thirds of children served lived in San Jose

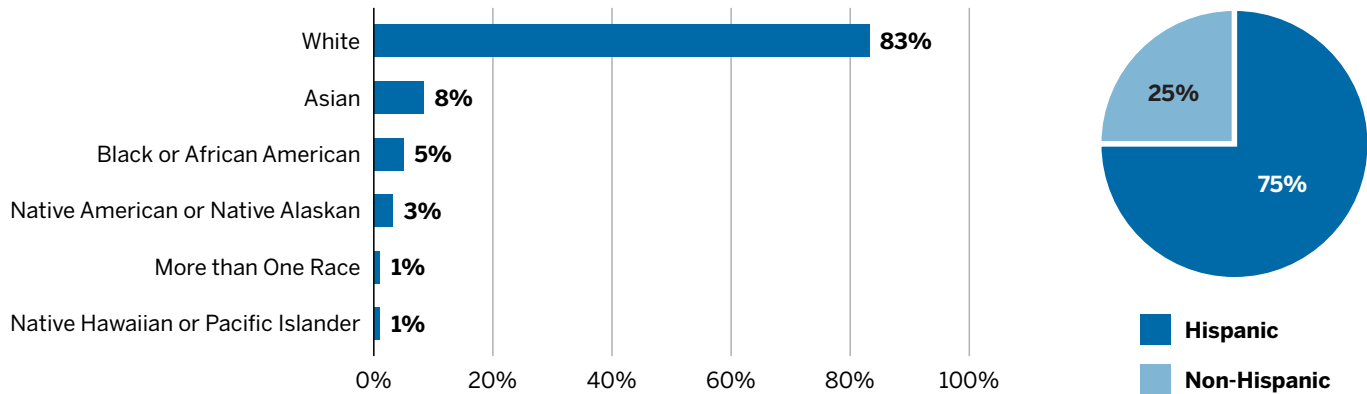


¹ Data on children served in this brief comes from April 2023 801A census data submitted by Pilot contractors.

The largest share of children served were three to less than five years old (38%), followed by children five to less than nine years old (25%). Only 7% of children served were less than 18 months old.



A majority (75%) of children that received childcare were Hispanic/Latino.



Most parents and guardians listed “employment” as their primary reason for receiving childcare.

| Reason for Receiving Services | CSPP | CCTR | AP | TOTAL |
|--|-------|-------|-------|-------|
| Employment (D) | 951 | 1,076 | 4,456 | 6,483 |
| Part-Day CA State Preschool Program (Q) | 1,478 | -- | -- | 1,478 |
| Seeking Employment (G) | 210 | 114 | 530 | 854 |
| Both Employment and Education/Vocational Training (F) | 7 | 18 | 56 | 81 |
| Education/Vocational Training (E) | 38 | 29 | 153 | 220 |
| Parent/Caretaker Incapacitated (B) | 4 | 3 | 52 | 59 |
| Seeking Permanent Housing (H) | 8 | 4 | 33 | 45 |
| Child Protective Services or At-Risk (A) | 9 | 3 | 149 | 161 |
| Experiencing Homelessness (C) | -- | 1 | 4 | 5 |
| CSPP No Need (R) | 70 | -- | -- | 70 |
| CSPP Neighborhood School Eligibility (S) | 1 | -- | -- | 1 |