



Santa Clara County
Office of Education


2023-2024

Annual Charter Schools Data Book

Charter Schools Department

Office of the Superintendent

SCCBOE Charter Schools Snapshot



For the current school year (2023-24), the SCCBOE did not review renewal petitions due to California Education Code (EC) Section 47607.4, which was amended by Senate Bill 114, extending the terms of all charter schools expiring on or between January 1, 2022, and June 30, 2025, inclusive, by two years, and further extending all charter school terms expiring on or between January 1, 2024, and June 30, 2027, inclusive, by one additional year.

21 Charter Schools 9,854 Students Enrolled

Authorized Grade Level

1	TK-4
7	TK-5
6	TK-8
1	K-8
2	5-8
1	6-12
1	7-12
2	9-12

4.0%	African American
21.2%	Asian
60.1%	Hispanic
7.4%	White
38.6%	English Learners
58.1%	Socioeconomically Disadvantaged

Total Charter School Revenues \$171,179,279**

Total Charter School Expenditures \$168,001,930**

Source: 2022-23 California Department of Education, available at <http://dq.cde.ca.gov/dataquest>

** Refer to chart on page 14 "2022-23 School Financial Status"

Santa Clara County Board of Education



Maimona Afzal Berta
Board President

Area 6: Alum Rock, Mt. Pleasant, and Franklin-McKinley and corresponding portion of East Side Union High school districts and a small portion of San José Unified and Evergreen School District



Victoria Chon
Board Member

Area 5: Majority portion of Santa Clara Unified, Milpitas Unified, Orchard, Berryessa Union, and corresponding portion of East Side Union High school districts



Joseph Di Salvo
Board Member

Area 4: Majority portion of San José Unified, a portion of Oak Grove and corresponding portion of East Side Union High school districts



Raeena Lari
Board Member

Area 7: Morgan Hill Unified, Gilroy Unified, Evergreen, and a portion of Oak Grove and corresponding portion of East Side Union High school districts



Grace H. Mah
Board Member

Area 1: Palo Alto Unified, Los Altos, Mountain View Whisman, Mountain View-Los Altos Union High school districts and a majority portion of Sunnyvale school district and the corresponding portions of Fremont Union High school district



Don Rocha
Board Vice President

Area 3: Cambrian, Campbell Union, Luther Burbank, Moreland, Union and Campbell Union High school districts and a small portion of San José Unified and Santa Clara Unified



Tara Sreekrishnan
Board Member

Area 2: Cupertino Union, Lakeside Joint Union, Loma Prieta Joint Union, Los Gatos Union, Saratoga Union, and Los Gatos-Saratoga Joint Union High school districts and small portions of Santa Clara Unified, Morgan Hill Unified, Sunnyvale School, and Union school districts, and corresponding portions of Fremont Union High and Campbell Union High school districts.



A Message from the Santa Clara County Board of Education and the County Superintendent of Schools

The Santa Clara County Board of Education (SCCBOE) is currently the authorizing agency for 21 public charter schools in Santa Clara County. Charter petitions for six of the 21 SCCBOE-authorized charter schools were submitted directly to the SCCBOE and were approved as countywide charter schools. The remaining 15 charter school petitions were initially denied by a school district in Santa Clara County and were subsequently submitted to and approved by the SCCBOE on appeal. The SCCBOE, like other county boards of education, has had the authority to approve or deny charter school petitions on appeal from school districts, to authorize countywide charter schools, and to renew or non-renew charter petitions in its jurisdiction since the California Charter School Act passed in 1992.

The lack of student performance and progress data for several years, due to COVID 19 disrupting California's student assessment program, led to a halt in the charter school renewal process. By operation of law, charter schools with terms expiring on or between January 1, 2022, and June 30, 2025, inclusive, had their terms extended by two years in July 2021. Further, charter school terms expiring between January 1, 2024, and June 30, 2027, inclusive, were extended by one additional year. These term extensions led to most charter schools having three years added to their charter terms. Beginning with the 2024-25 school year, the charter school renewal process will resume, and the SCCBOE is expected to make renewal decisions about five of the charter schools it currently authorizes.

In the eleventh edition of our Annual Charter School Data Book (2023-24), we highlight information of vital interest to the performance and progress of the SCCBOE-authorized charter schools. The information and data provided has been obtained from the California Department of Education (CDE) and the respective charter schools. To help identify strengths and areas for improvement, California reports how charter schools and student groups are performing across state and local measures on the California School Dashboard. This data, in turn, is used as one criterion in charter school renewal decisions. This is the first year both status and change have been considered since the Dashboard paused in 2020 due to pandemic disruptions in school data collection.

Based on performance on the Dashboard, all charter schools in California are assigned to one of three performance categories: high, middle, and low. As an additional criterion for determining whether to grant a charter renewal, the chartering authority must consider a charter school's placement under the performance categories.

This Data Book is designed to provide transparency around the data used in the oversight, monitoring, and renewal processes. The SCCOE and the SCCBOE look forward to the ongoing partnership with SCCBOE-authorized charter schools as we continue our authorizing duties to ensure students have continued access to high-quality education.

Sincerely,



Dr. Mary Ann Dewan
County Superintendent of Schools



Maimona Afzal Berta
President
County Board of Education

Contents

SCCBOE Charter Schools Snapshot	2
Santa Clara County Enrollment	6
Charter School Enrollment.	7
Charter School Demographics.	8
Santa Clara County District Demographics	9
Student Performance	10
2022-23 California School Dashboard Charter Information.	12
2022-23 California School Dashboard District Information	13
Special Education: Students with Individualized Education Plans (IEPs)	14
Charter School Suspension & Expulsion Report	15
2022-23 Charter School Financial Status	16
Charter School Teacher Credentials	17
ACE Empower Academy	18
Alpha: Cornerstone Academy Preparatory	20
Alpha: José Hernández	22
Bullis Charter School.	24
Discovery Charter School I (Phoenix)	26
Discovery Charter School II (Falcon).	28
Downtown College Prep (DCP) - Alum Rock	30
Opportunity Youth Academy (OYA)	32
Rocketship Alma Academy	34
Rocketship Academy for Brilliant Minds.	36
Rocketship Discovery Prep	38
Rocketship Fuerza Community Prep	40
Rocketship Los Sueños Academy	42
Rocketship Mateo Sheedy	44
Rocketship Rising Stars Academy	46
Rocketship Sí Se Puede	48
Summit Public School: Tahoma	50
Sunrise Middle School	52
University Preparatory Academy Charter	54
Voices College-Bound Language Academy at Morgan Hill	56
Voices College-Bound Language Academy at Mt. Pleasant	58
SCCBOE Authorizer Petition History	60
Selected Text From Charter School-Related Education Codes	64
Acronyms	73
Informational Sources	74
Acknowledgements	75
2023-24 SCCOE Charter Schools Directory	76

Santa Clara County Enrollment

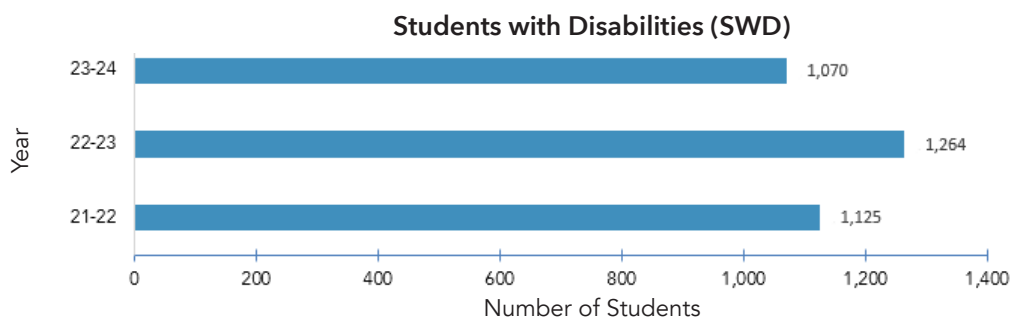
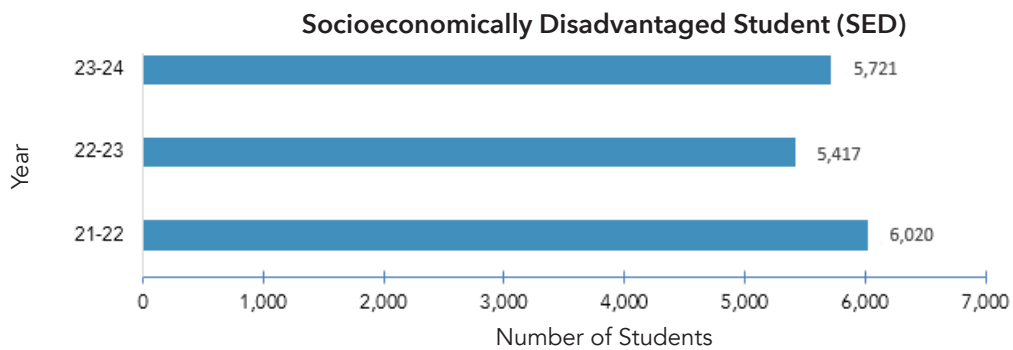

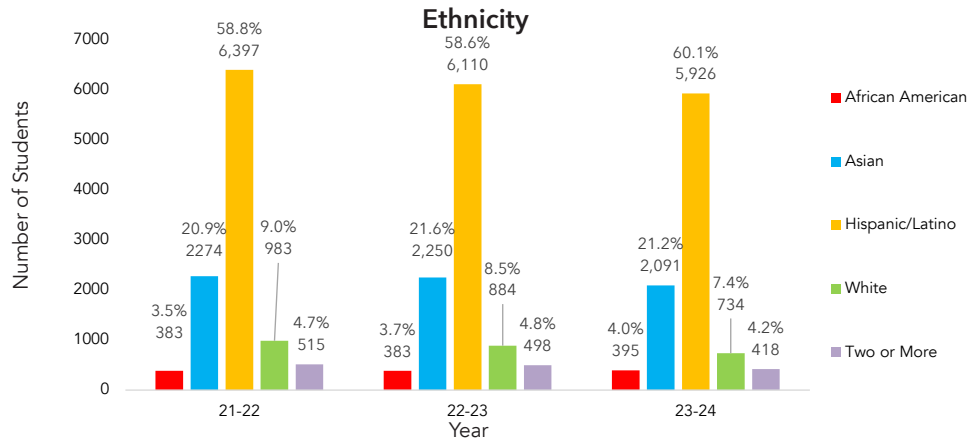
Approximately 4.2% percent of students in Santa Clara County are enrolled in SCCBOE-authorized charter schools. When charter school enrollment is taken as a whole, SCCBOE-authorized Charter Schools are the eighth largest district of the 31 districts in the county. Santa Clara County district enrollment, listed below, is sorted from greatest to least.

District	Enrollment		
	2021-22	2022-23	2023-24
San Jose Unified	26,901	26,479	25,976
East Side Union High	25,174	24,514	23,714
Santa Clara Unified	14,028	13,919	14,236
Cupertino Union	14,084	13,467	13,587
Gilroy Unified	11,164	10,972	10,784
Palo Alto Unified	10,509	10,318	10,271
Milpitas Unified	10,072	9,967	10,199
SCCBOE-Authorized Charter Schools	10,888	10,457	9,854
Fremont Union High	10,296	10,019	9,646
Evergreen Elementary	9,165	8,880	8,779
Oak Grove Elementary	8,860	8,663	8,714
Alum Rock Union Elementary	9,226	8,807	8,668
Morgan Hill Unified	8,664	8,667	8,617
Campbell Union High	8,583	8,639	8,613
Franklin-Mckinley Elementary	8,402	8,107	7,892
Campbell Union	6,230	6,253	6,183
Berryessa Union Elementary	6,258	5,940	6,026
Sunnyvale	5,480	5,465	5,618
Union Elementary	5,447	5,355	5,371
Mountain View Whisman	4,522	4,522	4,591
Mountain View-Los Altos Union High	4,539	4,448	4,406
Moreland	4,043	3,940	3,863
Los Altos	3,347	3,355	3,361
Los Gatos-Saratoga Joint Union High	3,382	3,269	3,183
Cambrian	2,985	2,919	3,014
Los Gatos Union Elementary	2,618	2,626	2,673
Saratoga Union Elementary	1,596	1,625	1,605
Mt. Pleasant Elementary	1,710	1,648	1,549
Santa Clara COE	1,047	1,057	1,032
Orchard Elementary	765	763	760
Luther Burbank	437	422	431
Loma Prieta Elementary	424	436	424
Lakeside Joint	67	74	77
Santa Clara County	240,913	235,992	233,717

Source: California Department of Education, available at <http://dq.cde.ca.gov/dataquest>

Charter School Enrollment

SCCBOE-authorized charter school enrollment generally reflects a higher number of students who are Hispanic/Latino, English Learners, and Socioeconomically Disadvantaged than enrollment in other Santa Clara County districts.



Source: California Department of Education, available at <http://dq.cde.ca.gov/dataquest>

Charter School Demographics

School	Grades Served	Enrollment			African American			Asian			Hispanic/Latino			White			SED			EL		
		21-22	22-23	23-24	21-22	22-23	23-24	21-22	22-23	23-24	21-22	22-23	23-24	21-22	22-23	23-24	21-22	22-23	23-24	21-22	22-23	23-24
					%			%			%			%			%			%		
ACE Empower ²	5 to 8	208	191	193	0.0	0.0	0.5	0.5	1.0	2.1	98.1	98.4	97.4	0.5	0.5	0.0	88.5	93.1	95.3	59.1	66.0	74.1
Alpha: Cornerstone ²	TK to 8	521	520	550	1.5	1.7	2.4	56.8	54.4	53.3	29.9	31.3	33.5	2.3	2.3	1.6	51.4	53.3	55.1	32.6	25.8	30.4
Alpha: José Hernández ²	TK to 8	412	451	461	0.5	0.2	0.2	3.2	2.2	1.1	92.7	95.1	97.0	1.0	0.4	0.0	93.2	94.2	95.4	61.9	65.0	67.9
Bullis Charter School ²	TK to 8	1,067	1,058	1025	0.2	0.1	0.2	56.8	59.0	61.9	4.4	4.2	4.5	19.6	18.1	16.6	1.3	2.2	3.7	5.7	6.7	9.0
Discovery I (Phoenix) ²	K to 8	537	535	465	1.0	1.3	0.6	4.2	4.5	4.3	88.1	89.4	91.6	1.1	0.9	0.6	79.3	67.3	77.4	34.5	29.5	32.0
Discovery II (Falcon) ²	TK to 8	541	488	563	7.4	8.2	8.7	35.6	35.5	33.2	12.7	12.3	16.7	31.7	29.5	26.8	8.0	10.3	14.9	15.5	13.3	13.5
Downtown College Prep - Alum Rock ²	6 to 12	614	529	526	4.3	4.9	5.9	20.9	22.3	20.9	24.0	22.3	23.0	34.4	33.2	32.1	10.2	13.7	13.7	7.6	9.6	11.8
Opportunity Youth Academy ¹	9 to 12	308	337	376	5.5	3.6	2.9	1.0	1.5	0.8	87.7	88.4	88.8	2.6	4.5	4.3	89.0	90.5	87.2	21.1	22.6	27.1
Rocketship Alma Academy ¹	TK to 5	516	515	526	8.7	7.8	8.0	3.3	2.7	1.5	83.5	85.6	86.1	2.3	2.1	2.5	77.1	61.6	75.7	59.7	57.5	61.4
Rocketship Brilliant Minds ¹	TK to 5	524	504	486	1.3	1.0	0.2	15.6	18.5	19.5	77.9	75.6	74.9	1.3	1.6	1.4	76.7	74.4	76.1	57.8	53.6	53.7
Rocketship Discovery Prep ¹	TK to 5	464	437	401	1.9	2.1	2.2	14.7	12.4	8.7	79.7	81.7	84.5	1.5	1.8	2.7	74.1	73.7	71.1	61.4	54.0	59.6
Rocketship Fuerza ²	TK to 5	578	560	540	0.5	0.7	0.9	14.7	13.8	12.0	77.9	78.8	80.0	1.4	1.6	1.9	71.8	76.8	79.1	64.9	61.6	61.1
Rocketship Los Sueños ¹	TK to 5	400	369	355	0.5	0.5	1.4	6.5	6.5	5.1	89.8	91.6	92.4	1.0	0.3	0.3	86.0	80.8	87.3	62.8	63.7	63.1
Rocketship Mateo Sheedy ²	TK to 5	479	493	486	13.4	13.2	10.3	5.2	4.5	3.3	77.5	77.9	82.5	1.9	2.0	1.9	76.6	75.5	78.8	57.8	57.4	61.1
Rocketship Rising Stars ²	TK to 4	608	593	614	2.1	1.9	2.9	32.6	31.0	28.0	62.3	62.9	64.7	0.2	0.8	1.0	72.4	70.0	72.5	60.0	46.7	48.4
Rocketship Si Se Puede ²	TK to 5	330	324	304	1.8	1.5	1.0	7.9	7.1	8.9	83.6	85.8	86.8	3.6	2.8	1.3	83.6	82.4	86.2	68.8	65.4	69.7
Summit: Tahoma ²	9 to 12	371	314	427	3.2	3.2	2.6	13.2	13.7	18.5	49.6	41.4	38.9	21.8	26.4	23.0	29.4	26.3	28.1	8.9	9.8	8.0
Sunrise Middle School ²	5 to 8	289	308	312	0.7	0.3	0.0	3.1	3.6	3.8	91.7	94.2	91.7	2.1	0.3	2.2	87.5	85.7	89.7	50.2	41.9	38.8
University Prep Academy ¹	7 to 12	716	713	713	15.9	17.5	19.2	40.1	43.9	42.6	22.9	19.1	19.6	8.7	6.7	6.6	32.5	30.6	31.1	5.6	4.3	4.2
Voices: Morgan Hill ²	TK to 8	392	289	289	0.0	0.0	0.7	0.5	1.0	1.4	98.2	97.9	96.5	1.0	0.7	1.0	78.1	63.0	76.5	60.5	61.6	63.0
Voices: Mt. Pleasant ²	TK to 8	336	286	242	0.3	0.3	0.4	0.0	0.0	0.0	98.5	98.6	97.9	0.9	0.3	0.0	74.7	57.3	78.1	54.5	55.6	62.8
		10,888	10,457	9,854	3.5	3.7	4.0	20.9	21.6	21.2	58.8	58.6	60.1	9.0	8.5	7.4	55.3	52.0	58.1	37.6	34.7	38.6

Source: California Department of Education, available at <http://dq.cde.ca.gov/dataquest>

¹Countywide - Defined in Education Code Section 47605.5 or see page 68.

²District Appeal - Defined in Education Code Section 47605(k) or see page 67.

Santa Clara County District Demographics

District	Enrollment			African American			Asian			Hispanic/Latino			White			SED			EL		
	21-22	22-23	23-24	21-22	22-23	23-24	21-22	22-23	23-24	21-22	22-23	23-24	21-22	22-23	23-24	21-22	22-23	23-24	21-22	22-23	23-24
				%			%			%			%			%			%		
Alum Rock Union Elementary	9,226	8,807	8,668	1.1	0.9	0.7	11.9	11.5	11.5	78.6	79.3	79.7	1.5	1.7	1.4	78.3	77.5	79.1	42.0	44.4	45.5
Berryessa Union Elementary	6,258	5,940	6,026	1.4	1.3	1.4	52.4	51.6	51.7	24.0	25.1	25.6	4.6	4.5	4.4	30.2	29.2	28.7	27.3	24.5	22.8
Cambrian	2,985	2,919	3,014	2.0	1.9	2.1	22.1	21.0	22.0	26.0	27.7	28.9	34.3	33.2	30.7	13.7	19.1	17.3	13.0	13.8	14.7
Campbell Union	6,230	6,253	6,183	3.7	3.8	3.7	16.3	16.8	17.0	47.0	47.4	47.4	22.5	21.3	20.9	41.1	35.9	41.6	28.8	28.5	28.7
Campbell Union High	8,583	8,639	8,613	2.5	2.5	2.4	19.5	20.2	20.3	34.8	36.2	36.8	32.7	31.0	29.4	39.1	41.7	40.5	7.2	7.8	8.4
Cupertino Union	14,084	13,467	13,587	0.7	0.7	0.7	71.5	70.0	69.4	5.9	6.6	6.9	12.6	12.4	12.3	13.1	16.1	17.5	17.5	16.4	18.2
East Side Union High	25,174	24,514	23,714	1.7	1.6	1.6	32.3	32.5	32.3	52.1	52.7	53.2	4.6	4.4	4.1	50.6	47.1	52.8	21.1	24.3	22.4
Evergreen Elementary	9,165	8,880	8,779	1.3	1.2	1.2	56.9	56.3	54.9	25.0	26.5	27.8	4.4	4.0	4.0	28.9	32.7	24.4	26.1	26.0	21.9
Franklin-McKinley Elementary	8,402	8,107	7,892	1.4	1.4	1.6	31.3	30.1	30.2	60.2	61.7	61.7	2.0	1.9	1.6	71.1	63	70.7	48.4	48.2	45.8
Fremont Union High	10,296	10,019	9,646	0.9	0.8	0.7	56.8	55.7	55.7	15.8	17.5	17.8	14.6	13.7	13.7	15.3	14.2	14.7	8.4	9.2	9.4
Gilroy Unified	11,164	10,972	10,784	1.4	1.2	1.2	4.5	4.7	4.9	70.5	70.6	70.7	13.8	13.0	12.2	56.1	53.2	55.4	25	26.9	27.1
Lakeside Joint	67	74	77	0.0	0.0	0.0	11.9	10.8	6.5	4.5	6.8	5.2	65.7	66.2	68.8	9	13.5	13.0	13.4	14.9	10.4
Loma Prieta Elementary	424	436	424	0.2	0.5	0.5	2.4	3.0	5.0	16.0	18.3	17.0	68.6	65.1	64.6	8.3	9.2	12.7	4.5	4.1	3.8
Los Altos	3,347	3,355	3,361	0.6	0.5	0.5	36.3	38.0	39.5	9.6	9.4	9.6	38.8	36.2	36.1	7.0	7	7.1	10.2	10.2	10.3
Los Gatos Union Elementary	2,618	2,626	2,673	0.8	0.8	0.9	24.2	26.5	27.6	6.7	7.9	9.2	57.2	52.4	49.3	4.6	4	7.0	6.5	7.2	7.0
Los Gatos-Saratoga Joint Union High	3,382	3,269	3,183	0.2	0.4	0.4	32.8	31.4	32.8	8.0	8.5	9.5	44.0	42.8	42.0	6.7	11.6	9.8	1.4	1.8	2.4
Luther Burbank	437	422	431	2.5	2.4	3.0	1.4	1.9	2.8	92.0	91.7	88.9	1.1	1.4	2.3	87.6	85.5	86.8	49.9	49.5	55.2
Milpitas Unified	10,072	9,967	10,199	1.8	1.8	1.8	53.0	53.6	54.5	19.8	19.6	20.0	4.0	4.2	3.9	30.0	34.7	41.0	24.0	22.2	22.3
Moreland	4,043	3,940	3,863	2.9	2.8	2.5	33.3	32.0	30.8	30.9	32.9	34.0	20.5	19.3	18.7	32.3	35.2	37.2	27.1	28.4	30.5
Morgan Hill Unified	8,664	8,667	8,617	1.4	1.2	1.3	8.5	8.7	8.3	52.1	52.5	52.7	27.0	26.0	25.3	38.8	37.7	38.5	16.7	16.9	16.8
Mountain View Whisman	4,522	4,522	4,591	1.3	1.3	1.1	21.2	21.6	22.3	37.1	38.5	38.6	24.9	23.5	22.9	27.2	30.6	30.0	21.6	22.6	24.4
Mountain View-Los Altos Union High	4,539	4,448	4,406	1.3	1.1	1.1	25.2	26.6	28.0	26.1	25.7	25.6	36.5	34.7	32.8	15.4	17	16.2	6.3	7.3	7.1
Mt. Pleasant Elementary	1,710	1,648	1,549	2.0	2.1	2.1	14.3	13.3	13.5	75.2	76.8	76.3	2.8	2.4	2.2	63.1	69.5	71.5	46.2	42.3	44.4
Oak Grove Elementary	8,860	8,663	8,714	2.8	2.6	2.6	22.0	20.9	21.7	49.2	51.2	51.2	13.9	13.5	12.8	28.5	38.2	43.2	23.9	24.6	25.1
Orchard Elementary	765	763	760	4.3	3.3	2.8	37.0	36.0	32.5	34.9	39.4	44.7	6.3	4.5	4.6	45.8	48.0	52.9	38.0	32.1	40.5
Palo Alto Unified	10,509	10,318	10,271	1.8	1.8	1.8	3.8	39.5	40.5	14.9	15.3	15.7	32.1	30.2	28.9	11.7	11.9	11.7	9.0	9.3	10.6
Santa Clara COE	11,935	11,514	10,886	3.6	3.7	4.0	21.4	22.1	21.7	57.6	57.3	59.1	9.6	9.0	8.1	54.8	55.6	57.7	37.5	36.2	38.4
Santa Clara Unified	14,028	13,919	14,236	2.6	2.6	2.5	31.2	30.4	30.8	35.0	36.6	37.2	18.3	17.8	16.9	30.2	43	32.6	25.8	22.3	22.1
San José Unified	26,901	26,479	25,976	2.4	2.3	2.1	13.5	13.3	13.5	53.8	54.8	55.2	21.7	20.7	20.3	41.3	45.6	45.4	22.3	22.8	23.6
Saratoga Union Elementary	1,596	1,625	1,605	0.2	0.2	0.2	59.6	60.8	61.4	4.4	4.6	4.7	21.9	20.1	18.6	2.8	3.3	3.0	7.1	6.8	7.4
Sunnyvale	5,480	5,465	5,618	1.3	1.3	1.3	28.1	27.0	26.3	33.8	37.1	39.4	19.9	19.0	18.5	30.3	35.0	31.5	29.5	29.5	29.5
Union Elementary	5,447	5,355	5,371	1.1	0.9	0.9	37.0	38.4	40.8	14.6	15.3	16.1	36.9	34.9	32.1	9.5	9.9	10.4	14.4	15.3	15.5
Santa Clara County	240,913	235,992	233,717	1.7	1.8	1.7	27.9	30.6	30.8	34.9	40.2	40.5	22.5	16.2	15.7	32.0	37.5	38.1	21.9	22.5	22.7

Source: California Department of Education, available at <http://dq.cde.ca.gov/dataquest>

Student Performance

The Local Control Funding Formula (LCFF) determines how all local education agencies, including charter schools, in the state are funded, how they are measured for results, and the services and supports they receive to allow all students to succeed to their greatest potential. California's accountability system is based on multiple measures that assess how schools meet the needs of their students. Performance on these measures is reported on the California School Dashboard. The table below reflects the year-to-year student performance for Santa Clara County Board of Education (SCCBOE)-authorized charter schools on the Smarter Balanced Summative Assessments (SBAC) in ELA for the three most recent years of available data. School district information has been also added to allow for comparison between the charter school and the district in which it is located.

School	ENGLISH LANGUAGE ARTS (ELA)											
	All			SED			EL			Hispanic/Latino		
	18-19	21-22	22-23	18-19	21-22	22-23	18-19	21-22	22-23	18-19	21-22	22-23
	% met/exceed standards			% met/exceed standards			% met/exceed standards			% met/exceed standards		
ACE Empower	19	19	13	19	18	13	6	5	3	18	19	12
Alpha: Cornerstone	**	62	59	**	56	55	**	14	13	**	38	39
Alpha: José Hernández	32	20	18	31	21	16	14	1	7	31	19	15
Bullis Charter School	90	93	92	*	64	54	31	56	38	90	89	*
Discovery I (Phoenix)	72	73	66	42	31	53	53	30	21	60	57	*
Discovery II (Falcon)	61	55	53	24	13	34	31	19	26	40	33	11
Downtown College Prep - Alum Rock	36	35	27	31	31	23	3	7	5	34	32	19
Opportunity Youth Academy	13	27	10	16	27	8	0	13	0	13	28	8
Rocketship Alma Academy	63	57	43	61	55	43	42	40	26	61	53	40
Rocketship Brilliant Minds	41	44	47	36	40	46	11	32	31	34	39	41
Rocketship Discovery Prep	38	29	34	37	25	28	30	13	18	31	21	24
Rocketship Fuerza	54	38	39	51	33	35	32	21	18	50	30	28
Rocketship Los Sueños	39	30	33	37	26	32	9	17	19	35	24	29
Rocketship Mateo Sheedy	58	38	40	56	36	36	36	19	18	56	33	34
Rocketship Rising Stars	61	62	65	56	63	63	44	44	45	52	51	52
Rocketship Sí Se Puede	38	36	33	33	33	31	22	25	21	35	33	29
Summit: Tahoma	63	69	65	43	48	43	*	*	*	49	60	35
Sunrise Middle School	48	37	37	47	37	37	23	13	12	49	37	37
University Preparatory Academy	74	75	76	57	58	57	7	30	0	43	57	45
Voices: Morgan Hill	42	33	32	35	28	32	24	18	21	39	32	32
Voices: Mt. Pleasant	43	33	18	41	28	17	25	18	7	42	32	17

Alum Rock School District	38	28	26	34	24	21	5	6	6	32	22	20
Franklin-McKinley School District	45	37	36	39	33	31	12	13	11	31	25	24
San José Unified School District	55	52	50	33	27	29	14	8	7	36	32	31
East Side Union High School District	62	63	62	50	48	49	8	11	12	43	42	43
Morgan Hill Unified School District	49	47	43	29	29	25	9	10	9	34	32	30
COUNTY	63	61	59	39	36	36	17	17	15	38	34	33
STATE	51	47	47	39	35	35	13	13	11	41	36	36

*Amount not available or subgroup not numerically significant

**No data provided for Alpha: Cornerstone Academy Preparatory School, as it was not an SCCBOE-authorized school in the listed school years.

Source: 2022-23 <https://caaspp-elpac.ets.org/caaspp/>

Student Performance

The Local Control Funding Formula (LCFF) determines how all local education agencies, including charter schools, in the state are funded, how they are measured for results, and the services and supports they receive to allow all students to succeed to their greatest potential. California's accountability system is based on multiple measures that assess how schools meet the needs of their students. Performance on these measures is reported on the California School Dashboard. The table below reflects the year-to-year student performance for Santa Clara County Board of Education (SCCBOE)-authorized charter schools on the Smarter Balanced Summative Assessments (SBAC) in Math for the three most recent years of available data. School district information has been also added to allow for comparison between the charter school and the district in which it is located.

	MATHEMATICS											
	All			SED			EL			Hispanic/Latino		
	18-19	21-22	22-23	18-19	21-22	22-23	18-19	21-22	22-23	18-19	21-22	22-23
School	% met/exceed standards			% met/exceed standards			% met/exceed standards			% met/exceed standards		
ACE Empower	18	11	14	17	10	15	7	4	6	17	11	14
Alpha: Cornerstone	**	61	51	**	53	42	**	23	18	**	33	20
Alpha: José Hernández	23	8	11	18	9	11	13	0	5	22	7	9
Bullis Charter School	91	94	94	*	*	54	39	56	67	72	89	*
Discovery I (Phoenix)	68	65	63	56	15	43	40	43	26	53	59	*
Discovery II (Falcon)	51	55	51	22	13	33	23	33	26	32	34	11
Downtown College Prep - Alum Rock	22	18	13	20	15	10	3	1	0	20	14	6
Opportunity Youth Academy	0	3	1	0	0	0	0	0	0	0	4	0
Rocketship Alma	66	44	45	63	42	45	44	30	32	64	39	42
Rocketship Brilliant Minds	45	36	41	40	32	39	23	23	24	37	29	32
Rocketship Discovery Prep	52	28	31	49	24	25	45	15	12	46	20	21
Rocketship Fuerza	60	31	32	56	28	27	50	14	11	57	22	19
Rocketship Los Sueños	55	36	41	53	33	39	32	21	24	52	29	36
Rocketship Mateo Sheedy	64	43	43	65	40	39	47	23	27	63	39	36
Rocketship Rising Stars	74	50	65	69	48	65	61	33	39	66	33	53
Rocketship Si Se Puede	57	31	27	53	28	25	46	17	14	51	28	25
Summit: Tahoma	38	41	46	17	29	26	*	*	*	19	25	20
Sunrise Middle School	19	25	27	19	27	27	6	10	11	19	25	26
University Preparatory Academy	65	58	63	48	37	35	14	17	6	30	34	19
Voices: Morgan Hill	55	25	29	56	24	28	42	12	11	54	25	27
Voices: Mt.Pleasant	53	25	14	51	24	11	43	12	10	54	25	11
Alum Rock School District	29	19	20	26	15	15	7	5	8	23	13	14
Franklin-McKinley School District	36	29	27	31	25	22	12	13	10	20	15	14
San José Unified School District	44	39	40	21	14	17	10	6	7	22	16	18
East Side Union High School District	42	38	35	28	21	21	10	6	5	17	13	11
Morgan Hill Unified School District	39	33	32	20	17	16	7	10	8	24	19	19
COUNTY	57	51	51	30	24	25	20	16	15	28	20	21
STATE	40	33	35	28	21	23	13	10	10	28	21	23

*Amount not available or subgroup not numerically significant

**No data provided for Alpha: Cornerstone Academy Preparatory School, as it was not an SCCBOE-authorized school in the listed school years.

Source: 2022-23 <https://caaspp-elpac.ets.org/caaspp/>

2022-23 California School Dashboard - Charters

To help identify strengths and areas for improvement, California reports how charter schools and student groups are performing across state and local measures on the California School Dashboard. Performance on state measures, using comparable statewide data, is represented by one of five colors. The performance level, or color, is not included when there are fewer than 30 students in any group.

State measures include chronic absenteeism, graduation rate, suspension rate, English learner progress, and academic performance which includes English language arts and mathematics. Academic performance is reported as Distance from Standard (DFS). Distance from Standard measures how far, on average, students are from the lowest possible score for Standard Met, whereas other state measures are reported as a percentage of students.

Local measures are reported by charter schools based on data available only at the local level. These measures include clean and safe buildings, school climate, parent and family engagement, and access to a broad course of study.

	Priority 1 Basics	Priority 2 State Standards	Priority 3 Parent Engagement	Priority 4 Achievement			Priority 5 Pupil Engagement		Priority 6 School Climate		Priority 7 Access	Priority 8 Outcomes
Charter School Name	LOCAL	LOCAL	LOCAL	ELA (DFS)	Math (DFS)	ELPI (%)	*Grad Rate (%)	**Chronic Absence (%)	Suspension Rate (%)	LOCAL	LOCAL	*College Career (%)
ACE Empower	MET	MET	MET	-107.3	-106	41.2	N/A	33.6	0.0	MET	MET	N/A
Alpha: Cornerstone	MET	MET	MET	15.9	-2.5	68.5	N/A	15.9	1.7	MET	MET	N/A
Alpha: José Hernández	MET	MET	MET	-93.3	-125	48.0	N/A	37.3	6.2	MET	MET	N/A
Bullis Charter School	MET	MET	MET	112.5	128.5	70.0	N/A	5.1	0.2	MET	MET	N/A
Discovery I (Phoenix)	MET	MET	MET	37.4	36.0	55.6	N/A	14.2	0.9	MET	MET	N/A
Discovery II (Falcon)	MET	MET	MET	-8.2	-16.7	55.3	N/A	25.8	1.0	MET	MET	N/A
Downtown College Prep - Alum Rock	MET	MET	MET	-57.1	-106.2	43.5	88.0	30.8	4.3	MET	MET	62.0
Opportunity Youth Academy (OYA)	MET	MET	MET	-240.7	-290.0	17.9	33.6	N/A	0.0	MET	MET	0.5
Rocketship Alma	MET	MET	MET	-12.8	-19.3	50.5	N/A	27.0	0.0	MET	MET	N/A
Rocketship Brilliant Minds	MET	MET	MET	-14.5	-17.8	31.0	N/A	15.2	0.0	MET	MET	N/A
Rocketship Discovery Prep	MET	MET	MET	-41.7	-41.1	4.5	N/A	46.3	0.0	MET	MET	N/A
Rocketship Fuerza	MET	MET	MET	-43.8	-55.1	27.7	N/A	29.8	0.0	MET	MET	N/A
Rocketship Los Sueños	MET	MET	MET	-36.1	-20.6	63.3	N/A	33	0.0	MET	MET	N/A
Rocketship Mateo Sheedy	MET	MET	MET	-28.5	-21.3	43.7	N/A	35.7	0.0	MET	MET	N/A
Rocketship Rising Stars	MET	MET	MET	30.1	43.2	44.2	N/A	31.4	0.0	MET	MET	N/A
Rocketship Sí Se Puede	MET	MET	MET	-48.1	-51.2	47.3	N/A	34.1	0.0	MET	MET	N/A
Summit: Tahoma	MET	MET	MET	51.2	-21.9	29.6	94.3	N/A	2.1	MET	MET	60.5
Sunrise Middle School	MET	MET	MET	-36.6	-53.5	57.5	N/A	44.9	1.7	MET	MET	N/A
University Preparatory Academy	MET	MET	MET	62.9	31.3	61.3	98.3	1.2	3.4	MET	MET	81.9
Voices: Morgan Hill	MET	MET	MET	-40.7	-48.2	48.1	N/A	37.7	0.7	MET	MET	N/A
Voices: Mt. Pleasant	MET	MET	MET	-74.8	-93.6	33.9	N/A	42.1	0.6	MET	MET	N/A

* High School Only ** Elementary Only

Source: <https://www.caschooldashboard.org/#/Home>



Red

LOWEST PERFORMANCE



Orange



Yellow



Green



Blue

HIGHEST PERFORMANCE

2022-23 California School Dashboard - Districts

To help identify strengths and areas for improvement, California reports how charter schools and student groups are performing across state and local measures on the California School Dashboard. Performance on state measures, using comparable statewide data, is represented by one of five colors. The performance level, or color, is not included when there are fewer than 30 students in any group.

State measures include chronic absenteeism, graduation rate, suspension rate, English learner progress, and academic performance which includes English language arts and mathematics. Academic performance is reported as Distance from Standard (DFS). Distance from Standard measures how far, on average, students are from the lowest possible score for Standard Met, whereas other state measures are reported as a percentage of students.

Local measures are reported by charter schools based on data available only at the local level. These measures include clean and safe buildings, school climate, parent and family engagement, and access to a broad course of study.

	Priority 1 Basics	Priority 2 State Standards	Priority 3 Parent Engagement	Priority 4 Achievement			Priority 5 Pupil Engagement		Priority 6 School Climate		Priority 7 Access	Priority 8 Outcomes
School District/High School District	LOCAL	LOCAL	LOCAL	ELA (DFS)	Math (DFS)	ELPI (%)	*Grad Rate (%)	**Chronic Absence (%)	Suspension Rate (%)	LOCAL	LOCAL	*College Career (%)
Alum Rock Union Elementary SD	MET	MET	MET	-64.2	-86.3	40.9	N/A	21.5	2.7	MET	MET	N/A
Berryessa Union Elementary SD	MET	MET	MET	32.5	11.1	54.3	N/A	16.2	1.6	MET	MET	N/A
Cambrian Elementary SD	MET	MET	MET	55.0	53.8	54.7	N/A	8.4	1.2	MET	MET	N/A
Campbell Union Elementary SD	MET	MET	MET	-65.5	-81.3	43.4	N/A	24.7	0.9	MET	MET	N/A
Campbell Union High SD	MET	MET	MET	48.8	-21.1	59.1	92.2	N/A	2.3	MET	MET	59.7
Cupertino Union Elementary SD	MET	MET	MET	86.3	100.0	66.9	N/A	7.9	0.5	MET	MET	N/A
East Side Union HS District	MET	MET	MET	9.0	-69.9	37.3	86.9	N/A	3.7	MET	MET	48.4
Evergreen Elementary SD	MET	MET	MET	33.4	22.5	54.6	N/A	14.4	1.6	MET	MET	N/A
Franklin-McKinley Elementary SD	MET	MET	MET	-38.5	-63.1	52.1	N/A	24.9	3.2	MET	MET	N/A
Fremont Union HS District	MET	MET	MET	95.7	78.3	44.0	95.4	N/A	1.9	MET	MET	78.5
Gilroy Unified SD	MET	MET	MET	-29.8	-60.5	44.4	89.4	30.6	5.4	MET	MET	41.2
Lakeside Joint Elementary SD	MET	MET	MET	21.7	13.5	0.0	N/A	26.5	0.0	MET	MET	N/A
Loma Prieta Joint Union Elementary SD	MET	MET	MET	40.3	36.8	50.0	N/A	19.2	3.2	MET	MET	N/A
Los Altos Elementary SD	MET	MET	MET	87.3	90.8	64.8	N/A	9.0	0.5	MET	MET	0
Los Gatos Union Elementary SD	MET	MET	MET	66.4	55.3	62	N/A	12.1	1.0	MET	MET	N/A
Los Gatos-Saratoga Joint Union HS District	NOT MET	NOT MET	NOT MET	69.4	53.3	39.1	96.8	N/A	0.4	NOT MET	NOT MET	79.7
Luther Burbank Elementary SD	MET	MET	MET	-20.6	-41.6	55.7	N/A	26.2	1.1	MET	MET	N/A
Milpitas Unified SD	MET	MET	MET	50.7	32.4	57.7	93.1	13.3	1.8	MET	MET	50.0
Moreland SD	MET	MET	MET	37.7	15.7	56.1	N/A	13.3	1.3	MET	MET	N/A
Morgan Hill Unified SD	MET	MET	MET	-20.0	-54.3	43.3	92.5	26.5	4.9	MET	MET	51.7
Mt. Pleasant Elementary SD	MET	MET	MET	-52.7	-87.5	45.4	N/A	30.9	3.5	MET	MET	N/A
Mountain View Whisman Elementary SD	MET	MET	MET	36.8	24.0	53.7	N/A	15.6	2.9	MET	MET	N/A
Mountain View-Los Altos Union HS District	MET	MET	MET	65.3	21.4	40.1	94.0	N/A	2.0	MET	MET	70.2
Oak Grove Elementary SD	MET	MET	MET	-10.4	-24.3	51.1	N/A	25.6	2.9	MET	MET	N/A
Orchard Elementary SD	MET	MET	MET	-19.0	-46.4	51.4	N/A	22.7	1.0	MET	MET	N/A
Palo Alto Unified SD	MET	MET	MET	83.7	80.6	66	97.2	12.3	1.0	MET	MET	84.2
San José Unified SD	MET	MET	MET	-2.7	-34.1	43.6	89.9	26.4	4.7	MET	MET	48.1
Santa Clara Unified SD	MET	MET	MET	20.9	-11.5	56.4	89.1	18.2	2.7	MET	MET	67.1
Saratoga Union Elementary SD	MET	MET	MET	88.3	107.5	76.3	N/A	6.0	1.0	MET	MET	N/A
Sunnyvale Elementary SD	MET	MET	MET	9.8	-4.8	51.9	N/A	14.8	2.0	MET	MET	N/A
Union Elementary SD	MET	MET	MET	57.3	61.0	54.8	N/A	10.1	0.6	MET	MET	N/A

* High School Only ** Elementary Only

Source: <https://www.caschooldashboard.org/#/Home>

Special Education: Students with Individualized Education Plans (IEPs) Enrolled in SCCBOE-Authorized Charter Schools 2022-24

As public schools, charter schools are required to enroll and serve students with disabilities in the same manner as traditional public schools. From 2022-24, six charter schools used the SCCOE for Special Education purposes, and the delivery of Special Education services were coordinated and monitored by the SCCOE. Fourteen charter schools are members of the El Dorado Charter Special Education Local Plan Area (SELPA), which is directly responsible for Special Education services and oversight. Two charter schools are members of the Sonoma County Office of Education SELPA from which they receive Special Education services and oversight. Overall, 1,063 (10.8%) Santa Clara County students with IEPs attended charter schools.

	2022-23				2023-24			
	Charter School Enrollment	Charter School Students with IEPs		District Students with IEPs	Charter School Enrollment	Charter School Students with IEPs		District Students with IEPs
School	#	#	%	%	#	#	%	%
Bullis Charter School	1,058	75	7.1%	9.5%	1,025	75	7.3%	9.7%
Discovery I (Phoenix)	535	69	12.9%	11.9%	563	67	11.9%	13.8%
Discovery II (Falcon)	488	51	10.5%	12.7%	526	71	13.5%	13.6%
Downtown College Prep - Alum Rock	529	63	11.9%	12.3%	465	68	14.6%	12.0%
Opportunity Youth Academy	337	76	22.6%	11.7%	376	88	23.4%	13.6%
University Preparatory Academy	713	18	2.5%	13.2%	713	21	2.9%	13.6%
Subtotal (SCCOE Spe.Ed.)	3,660	352	9.6%	*	3,668	390	10.6%	*
ACE Empower Academy	191	31	16.2%	12.4%	193	29	15.0%	13.2%
Alpha: Cornerstone Academy	520	46	8.8%	11.8%	550	50	9.1%	12.8%
Alpha: José Hernández	451	48	10.6%	12.4%	461	57	12.4%	13.2%
Rocketship Alma	515	65	12.6%	13.2%	526	67	12.7%	13.6%
Rocketship Brilliant Minds	504	59	11.7%	12.4%	486	60	12.3%	13.2%
Rocketship Discovery Prep	437	44	10.1%	13.2%	540	41	7.6%	13.6%
Rocketship Fuerza	560	45	8.0%	12.4%	401	49	12.2%	13.2%
Rocketship Los Sueños	369	48	13.0%	12.4%	355	51	14.4%	13.2%
Rocketship Mateo Sheedy	493	38	7.7%	13.2%	486	29	6.0%	13.2%
Rocketship Rising Stars	593	51	8.6%	11.8%	614	52	8.5%	12.8%
Rocketship Sí Se Puede	324	36	11.1%	12.4%	304	29	9.5%	13.2%
Summit: Tahoma	314	58	18.4%	11.9%	427	76	17.8%	12.0%
Sunrise Middle School	308	38	12.3%	13.2%	312	39	12.5%	13.6%
Subtotal (El Dorado SELPA)	6,222	607	9.8%	*	5,655	629	11.1%	*
Voices: Morgan Hill	289	27	9.3%	12.3%	289	24	8.3%	12.5%
Voices: Mt. Pleasant	286	28	9.8%	14.3%	242	20	8.3%	14.3%
Subtotal (Sonoma COE SELPA)	575	55	9.6%	*	531	44	8.3%	*
Total	10,457	1,717	16.4%	*	9,854	1,063	10.8%	*

*Data not available for the calculation

Source: California Department of Education, available at <http://dq.cde.ca.gov/dataquest>

Charter School Suspension and Expulsion Report

This report provides an unduplicated count of students who were involved in one or more incidents during the academic year and were subsequently suspended or expelled from school. Students who were suspended or expelled multiple times are counted only once in the totals.

School	Grades Served	2020-21 Enrollment	2021-22 Enrollment	2022-23 Enrollment	2020-21		2021-22		2022-23	
					Suspension Rate	Expulsion Rate	Suspension Rate	Expulsion Rate	Suspension Rate	Expulsion Rate
ACE Empower	5 to 8	223	234	222	0.0	0.00	17.9	0.00	0.0	0.00
Alpha: Cornerstone Academy	TK to 8	521	529	524	0.0	0.00	0.0	0.00	1.7	0.00
Alpha: José Hernández	TK to 8	378	447	471	0.0	0.00	0.0	0.00	6.2	0.00
Bullis Charter School	TK to 8	1,093	1,077	1,073	0.0	0.00	0.5	0.00	0.2	0.00
Discovery I (Phoenix)	K to 8	553	559	560	0.0	0.00	0.4	0.00	0.9	0.00
Discovery II (Falcon)	TK to 8	574	555	519	0.2	0.00	1.1	0.00	1.0	0.00
Downtown College Prep - Alum Rock	6 to 12	669	639	556	0.0	0.00	3.6	0.00	4.3	0.20
Opportunity Youth Academy	9 to 12	310	608	680	0.0	0.00	0.0	0.00	0.0	0.00
Rocketship Alma	TK to 5	514	530	534	0.0	0.00	0.0	0.00	0.0	0.00
Rocketship Brilliant Minds	TK to 5	606	566	507	0.0	0.00	0.0	0.00	0.0	0.00
Rocketship Discovery Prep	TK to 5	521	493	483	0.0	0.00	0.0	0.00	0.0	0.00
Rocketship Fuerza	TK to 5	631	607	587	0.0	0.00	0.0	0.00	0.0	0.00
Rocketship Los Suenos	TK to 5	452	435	399	0.0	0.00	0.0	0.00	0.0	0.00
Rocketship Mateo Sheedy	TK to 5	511	521	529	0.0	0.00	0.0	0.00	0.0	0.00
Rocketship Rising Stars	TK to 4	616	645	626	0.0	0.00	0.0	0.00	0.0	0.00
Rocketship Si Se Puede	TK to 5	379	355	346	0.0	0.00	0.0	0.00	0.0	0.00
Summit: Tahoma	9 to 12	470	403	336	0.0	0.00	2.0	0.00	2.1	0.00
Sunrise Middle School	5 to 8	260	322	346	0.4	0.00	2.2	0.00	1.7	0.30
University Preparatory Academy	7 to 12	702	729	727	0.3	0.00	1.2	0.00	3.4	0.00
Voices: Morgan Hill	TK to 8	363	407	300	0.0	0.00	1.2	0.00	0.7	0.00
Voices: Mt. Pleasant	TK to 8	315	364	315	0.04	0.00	1.12	0.00	1.45%	0.02
SCCBOE-Authorized Total		10,661	11,025	10,640	0.04	0.00	1.56	0.00	1.09	0.02
Santa Clara County		253,625	251,220	246,452	0.1	0.00	2.3	0.00	2.7	0.00
State		6,002,523	6,064,658	6,019,551	0.2	0.00	3.2	0.10	3.6	0.10

Source: California Department of Education, available at <http://dq.cde.ca.gov/dataquest>

2022-23 Charter School Financial Status

School	Annual ADA	Revenues	Expenditures	Change in Net Assets	Beginning Net Assets	Ending Net Assets	Expenditures/ ADA	District of Physical Location	District General Fund Expenditures/ ADA	Expenditures/ ADA \$ Difference
ACE Empower ²	174.28	\$4,471,536	\$4,142,241	\$329,295	\$272,859	\$602,154	\$23,768	Alum Rock Union Elementary School District	\$21,780	\$1,988
Alpha: Cornerstone ²	488.33	\$8,134,318	\$7,814,622	\$319,696	\$5,336,030	\$5,655,726	\$16,003	Franklin-Mckinley Elementary	\$21,696	(\$5,693)
Alpha: José Hernández ²	396.96	\$8,870,670	\$7,640,714	\$1,229,956	\$1,695,440	\$2,925,396	\$19,248	Alum Rock Union Elementary School District	\$21,780	(\$2,532)
Bullis Charter School ²	1,016.42	\$17,204,678	\$16,746,659	\$458,019	\$2,230,321	\$2,688,340	\$16,476	Los Altos School District	\$23,581	(\$7,105)
Discovery I (Phoenix) ²	506.74	\$8,193,386	\$7,576,408	\$616,978	\$4,706,169	\$5,323,147	\$14,951	Moreland School District	\$17,448	(\$2,497)
Discovery II (Falcon) ²	444.78	\$7,005,941	\$6,559,641	\$446,300	\$1,864,105	\$2,310,405	\$14,748	San Jose Unified School District	\$18,834	(\$4,086)
Downtown College Prep - Alum Rock ²	465.58	\$13,619,166	\$11,262,641	\$2,356,525	\$5,023,886	\$7,380,411	\$24,191	Alum Rock Union Elementary School District	\$21,780	\$2,411
Opportunity Youth Academy ^{1,3}	241.35	\$5,981,780	\$6,127,325	(\$145,546)	*	*	\$25,388	Santa Clara County Office of Education	\$19,799	\$5,589
Rocketship Alma ¹	461.37	\$9,832,541	\$9,938,867	(\$106,326)	\$2,744,735	\$2,638,409	\$21,542	San Jose Unified School District	\$18,834	\$2,708
Rocketship Brilliant Minds ¹	450.62	\$12,151,514	\$10,082,483	\$2,069,031	\$3,731,665	\$5,800,696	\$22,375	Alum Rock Union Elementary School District	\$21,780	\$595
Rocketship Discovery Prep ¹	371.41	\$9,010,392	\$8,529,203	\$481,189	\$712,480	\$1,193,669	\$22,964	San Jose Unified School District	\$18,834	\$4,130
Rocketship Fuerza ²	505.30	\$12,213,028	\$10,486,892	\$1,726,136	\$3,988,615	\$5,714,751	\$20,754	Alum Rock Union Elementary School District	\$21,780	(\$1,026)
Rocketship Los Suenos ¹	340.71	\$9,384,103	\$8,405,970	\$978,133	\$2,544,518	\$3,522,651	\$24,672	Alum Rock Union Elementary School District	\$21,780	\$2,892
Rocketship Mateo Sheedy ²	448.25	\$10,207,807	\$9,335,575	\$872,232	\$3,350,525	\$4,222,757	\$20,827	San Jose Unified School District	\$18,834	\$1,993
Rocketship Rising Stars ²	536.13	\$12,561,578	\$10,039,193	\$2,522,385	\$5,774,734	\$8,297,119	\$18,725	Alum Rock Union Elementary School District	\$21,780	(\$3,055)
Rocketship Si Se Puede ²	282.90	\$8,306,837	\$7,457,343	\$849,494	\$2,604,949	\$3,454,443	\$26,360	Alum Rock Union Elementary School District	\$21,780	\$4,580
Summit: Tahoma ²	283.62	\$5,510,517	\$5,748,463	(\$237,946)	\$1,770,674	\$1,532,728	\$20,268	East Side Union High School District	\$17,469	\$2,800
Sunrise Middle School ²	277.01	\$5,064,774	\$5,170,051	(\$105,277)	\$1,508,335	\$1,403,058	\$18,664	San Jose Unified School District	\$18,834	(\$170)
University Preparatory Academy ¹	695.94	\$10,587,963	\$10,523,379	\$64,584	\$4,861,781	\$4,926,365	\$15,121	San Jose Unified School District	\$18,834	(\$3,713)
Voices: Morgan Hill ²	256.56	\$5,193,757	\$5,060,978	\$132,779	\$3,366,148	\$3,498,927	\$19,726	Morgan Hill Unified School District	\$16,540	\$3,186
Voices: Mt. Pleasant ²	251.58	\$5,208,559	\$4,953,885	\$254,674	\$749,711	\$1,004,385	\$19,691	Mt. Pleasant Elementary School District	\$22,403	(\$2,712)
TOTAL		\$201,061,854	\$186,152,336							

¹Countywide - Defined in Education Code Section 47605.6. See page 68.

²District Appeal - Defined in Education Code Section 47605(k). See page 67.

³Locally Funded Charter School - Funding disbursed through the LEA that granted the charter (SCCBOE).

*Included in SCCOE financials

Source: Charter information obtained from FY 2022-23 financial audit
District Information obtained from the California Department of Education (CDE)
"Charter Schools in California" Ed-Data 2021. <https://www.ed-data.org/article/Charter-Schools-in-California#A2>

Charter School Teacher Credentials

As public schools, charter schools are required to have appropriately credentialed or permitted staff in the positions for which they are hired (EC 47605(l)). The CDE has developed the Teaching Assignment Monitoring Outcomes Report. This report provides information on the staffing of a school by subject area, school type, school grade span, teacher credential level and teacher experience level. The data below is the most current available and represents the 2021-22 staffing information.

School	Total Teaching FTE	Clear		Out-of-Field		Intern		Ineffective		Incomplete	
	#	#	%	#	%	#	%	#	%	#	%
ACE Empower	8.5	2.67	31.4	0.84	9.9	3.25	38.2	1	11.8	0.75	8.8
Alpha: Cornerstone	24.49	5.87	24	1.5	6.1	0	0	17.12	69.9	0	0
Alpha: Jose Hernandez	26.44	9.02	34.1	2.11	8	0	0	15.31	57.9	0	0
Bullis Charter	72.45	69.03	95.3	1.42	2	0	0	2	2.8	0	0
Discovery Charter	28	23.5	83.9	0	0	2	7.1	2.5	8.9	0	0
Discovery Charter II	25.6	20.6	80.5	0	0	1	3.9	4	15.6	0	0
Downtown College Prep - Alum Rock	30.81	20.1	65.2	0	0	0.67	2.2	10.04	32.6	0	0
Opportunity Youth Academy	10.02	5.11	51	2.76	27.5	0	0	0	0	2.12	21.2
Rocketship Alma	19	6	31.6	2	10.5	7	36.8	4	21.1	0	0
Rocketship Brilliant Minds	17	6.5	38.2	1	5.9	4	23.5	5	29.4	0.5	2.9
Rocketship Discovery Prep	17.5	3.5	20	1	5.7	9	51.4	4	22.9	0	0
Rocketship Fuerza	18	6	33.3	0	0	8	44.4	4	22.2	0	0
Rocketship Los Suenos	18	7	38.9	0	0	6	33.3	5	27.8	0	0
Rocketship Mateo Sheedy	18	5	27.8	0	0	7	38.9	6	33.3	0	0
Rocketship Rising Stars	17	9	52.9	0	0	3	17.6	5	29.4	0	0
Rocketship Si Se Puede	14	5	35.7	1	7.1	4	28.6	4	28.6	0	0
Summit Public School: Tahoma	25.27	20.71	82	2.13	8.4	0.5	2	1.44	5.7	0.5	2
Sunrise Middle	10.6	7.01	66.1	1	9.4	0	0	2.59	24.4	0	0
University Prep Academy	34.71	28.95	83.4	0.6	1.7	0	0	4.84	13.9	0.33	1
Voices: Morgan Hill	15.33	2	13	0	0	1	6.5	12.33	80.4	0	0
Voices: Mt. Pleasant	15	3	20	0	0	1	6.7	11	73.3	0	0

Clear: An assignment monitoring outcome of "clear" indicates that all relevant attributes or dimensions of the assignment were authorized by a clear or preliminary credential or authorized by a local assignment option (LAO) pursuant to Section 80005(b) of the California Code of Regulations [T5 §80005(b)] for specific state course codes where a credential or permit does not exist to authorize the indicated teaching assignment (e.g., student government or study hall.)

Out-of-field: An assignment monitoring outcome of "out-of-field" indicates that one or more relevant attributes of the assignment were authorized by the following limited permits:

- General Education Limited Assignment Permit (GELAP)
- Special Education Limited Assignment Permit (SELAP)
- Short-Term Waivers
- Emergency English Learner or Bilingual Authorization Permits
- Local Assignment Options (except for those made pursuant to T5 §80005(b))

Intern: An "intern" teacher is defined as someone who has a bachelor's degree and has demonstrated subject matter competency in the subject area(s) or for the student population associated with the assignment, and who holds an intern credential while they complete coursework requirements to obtain a preliminary credential.

Ineffective: An assignment monitoring outcome of "ineffective" indicates that one or more relevant attributes of the assignment had no legal authorization from a permit, credential or waiver, or one or more relevant attributes of the assignment were authorized by the following limited permits:

- Provisional Internship Permits
- Short-Term Staff Permits
- Variable Term Waivers
- Substitute permits or Teaching Permits for Statutory Leave (TSPL) holders serving as the teacher of record

Incomplete: An assignment monitoring outcome of "incomplete" indicates that missing or incorrect information about the assignment was reported to California Longitudinal Pupil Achievement Data System (CALPADS) by the local educational agency (LEA) which prevented a complete and accurate determination of the assignment authorization during the CTC assignment monitoring process. In some cases, the LEA or Monitoring Authority may have indicated that the assignment is appropriate; however, neither the CDE nor the CTC can validate the authorization basis for the assignment.

Total Teaching FTE: The sum of FTE at the selected entity associated with any classroom-based teaching assignment. The FTE for administrator, pupil services, and non-classroom-based assignments are not included in these counts.



ACE Empower Academy

Academic Year 2023-2024 • Current Grade Span: 5-8



Fast Facts



District Appeal or Countywide:
District Appeal (ARUSD)



Authorization by SCCBOE:
2007



Year Opened:
2008



Renewal Year(s):
2011, 2016, 2020



Current Charter Term:
2021-2026

Financial Data

Average Site Administrator Salary	\$117,500
Average Teacher Salary	\$69,557
Average Classified Staff Salary	\$63,664
Average per Pupil Cost	\$19,792
CMO Rate	9%
CMO Fee	\$342,283
Facility Cost	\$449,823
Facility - Leased/Owned	Leased
Participates in STRS	Yes
Participates in PERS	No
Other Retirement Benefits	401(k)
Annual Teacher Attrition Rate (Teachers Not Returning/Total Teachers)	37.5%

Data reported by school as of February 1, 2024.

Student to Teacher Ratio

Grades 4-8 21:1

Teachers

African American	0
Asian	1
Hispanic	1
White	1
Other	4
Two or More Races	0
Total	7
Average Tenure Teaching	2.9
Average Tenure at Site	1.4

Administrators

African American	0
Asian	0
Hispanic	2
White	0
Other	0
Two or More Races	0
Total	2
Average Tenure at Site	5.3

Support Staff

African American	0
Asian	0
Hispanic	7
White	0
Other	0
Two or More Races	0
Total	7
Average Tenure at Site	6.3

Principal: Michelle Williams

CMO: ACE Charter Schools

625 S. Sunset Ave. • San José, CA 95116 • Tel: 408-729-3920 • E-mail: mwilliams@acecharter.org

STUDENT ENROLLMENT

Total Enrollment: 191
Waitlist: 0

Students From Local District

74.3% (142) 

Annual Student Retention Rate
Number of students who chose to return.

85.2% 

STUDENT GROUPS

English Learners (EL)

74.3% (142) 

Students with Disabilities (SWD)

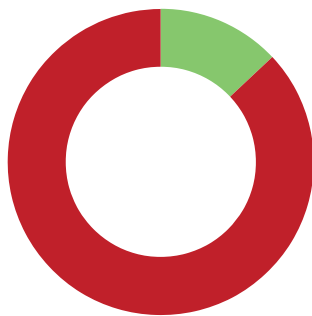
15.7% (30) 

Socioeconomically Disadvantaged (SED)

90.1 (172) 

ELA:

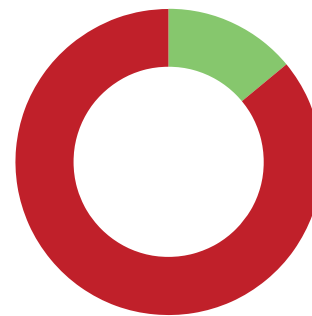
All Students in ELA



12.8%
*Met or Exceeded
Standard for ELA*

MATH:

All Students in Math



14.0%
*Met or Exceeded
Standard for Math*

ELA Met or Exceeded by Student Group

English Learners (EL)

 3.3%

Students with Disabilities (SWD)

 6.9%

Socioeconomically Disadvantaged (SED)

 13.3%

Math Met or Exceeded by Student Group

English Learners (EL)

 5.8%

Students with Disabilities (SWD)

 6.7%

Socioeconomically Disadvantaged (SED)






 14.5%

Alpha: Cornerstone Academy Preparatory

Academic Year 2023-2024 • Current Grade Span: TK-8



Fast Facts

	District Appeal or Countywide: District Appeal (FMSD)
	Authorization by FMSD: 2009 Authorization by SCCBOE: 2020
	Year Opened: 2010
	Renewal Year(s): 2020
	Current Charter Term: 2020-2027

Financial Data

Average Site Administrator Salary	\$111,127
Average Teacher Salary	\$83,222
Average Classified Staff Salary	\$46,427
Average per Pupil Cost	\$15,028
CMO Rate	13%
CMO Fee	\$1,187,782
Facility Cost	\$245,928
Facility - Leased/Owned	Leased
Participates in STRS	Yes
Participates in PERS	No
Other Retirement Benefits	403(b)
Annual Teacher Attrition Rate (Teachers Not Returning/Total Teachers)	23%

Data reported by school as of February 1, 2024.

Student to Teacher Ratio

Grade TK/K	28:1	Grades 1-3	27:1
Grades 4-8	27:1		

Teachers

African American	1
Asian	4
Hispanic	9
White	11
Other	0
Two or More Races	2
Total	27
Average Tenure Teaching	6
Average Tenure at Site	4.6

Administrators

African American	0
Asian	0
Hispanic	2
White	3
Other	1
Two or More Races	0
Total	6
Average Tenure at Site	6

Support Staff

African American	1
Asian	2
Hispanic	11
White	2
Other	0
Two or More Races	0
Total	16
Average Tenure at Site	2.2

Principal: Fallon Housman

CMO: Alpha Public Schools

1598 Lucretia Ave. • San José, CA 95122 • Tel: 408-361-3876 • E-mail: fhousman@alphapublicschools.org

STUDENT ENROLLMENT

Total Enrollment: 514
Waitlist: 350

Students From Local District

57.9% (316)

Annual Student Retention Rate
Number of students who chose to return.

89.5%

STUDENT GROUPS

English Learners (EL)

27.7% (151)

Students with Disabilities (SWD)

9.5% (52)

Socioeconomically Disadvantaged (SED)

54.2% (296)

ELA:

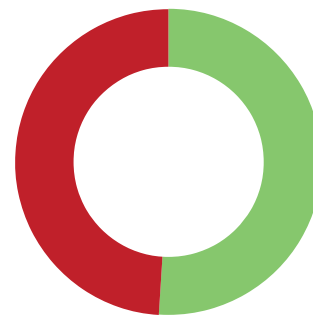
All Students in ELA



59.5%
*Met or Exceeded
Standard for ELA*

MATH:

All Students in Math



51.4%
*Met or Exceeded
Standard for Math*

ELA Met or Exceeded by Student Group

English Learners (EL)

12.7%

Students with Disabilities (SWD)

17.2%

Socioeconomically Disadvantaged (SED)

54.6%

Math Met or Exceeded by Student Group

English Learners (EL)

18.3%

Students with Disabilities (SWD)

10.3%

Socioeconomically Disadvantaged (SED)

42.3%

Alpha: José Hernández

Academic Year 2023-2024 • Current Grade Span: TK-8



Fast Facts



District Appeal or Countywide:
District Appeal (ARUSD)



Authorization by SCCBOE:
2013



Year Opened:
2014



Renewal Year(s):
2016



Current Charter Term:
2017-2024

Financial Data

Average Site Administrator Salary	\$109,942
Average Teacher Salary	\$85,359
Average Classified Staff Salary	\$43,989
Average per Pupil Cost	\$16,942
CMO Rate	12%
CMO Fee	\$1,056,790
Facility Cost	\$187,147
Facility - Leased/Owned	Leased
Participates in STRS	No
Participates in PERS	No
Other Retirement Benefits	403(b)
Annual Teacher Attrition Rate (Teachers Not Returning/Total Teachers)	43%

Data reported by school as of February 1, 2024.

Student to Teacher Ratio

Grades TK/K	20:1	Grades 1-3	27:1
Grades 4-8	27:1		

Teachers

African American	2
Asian	6
Hispanic	4
White	3
Other	0
Two or More Races	0
Total	15
Average Tenure Teaching	2
Average Tenure at Site	2

Administrators

African American	0
Asian	0
Hispanic	6
White	0
Other	0
Two or More Races	0
Total	6
Average Tenure at Site	5

Support Staff

African American	1
Asian	3
Hispanic	13
White	2
Other	0
Two or More Races	2
Total	21
Average Tenure at Site	2

Principal: Julianna Para

CMO: Alpha Public Schools

1601 Cunningham Ave. • San José, CA 95122 • Tel: 408-780-1551 (ext. 303) • E-mail: jparra@alphapublicschools.org

STUDENT ENROLLMENT

Total Enrollment: 452
Waitlist: 285

Students From Local District

58.0% (262) 

Annual Student Retention Rate

Number of students who chose to return.

92.0% 

STUDENT GROUPS

English Learners (EL)

66.6% (301) 

Students with Disabilities (SWD)

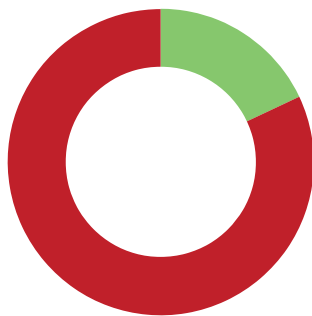
11.9% (54) 

Socioeconomically Disadvantaged (SED)

93.8% (424) 

ELA:

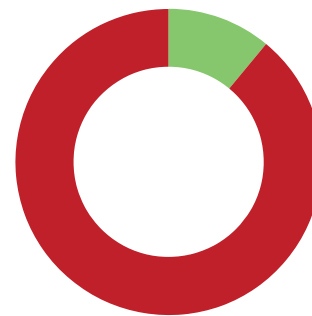
All Students in ELA



18.1%
*Met or Exceeded
Standard for ELA*

MATH:

All Students in Math



10.9%
*Met or Exceeded
Standard for Math*

ELA Met or Exceeded by Student Group

English Learners (EL)

 7.2%

Students with Disabilities (SWD)

 3.2%

Socioeconomically Disadvantaged (SED)

 16.5%

Math Met or Exceeded by Student Group

English Learners (EL)

 4.8%

Students with Disabilities (SWD)

 3.2%

Socioeconomically Disadvantaged (SED)

 10.6%



Bullis Charter School

Academic Year 2023-2024 • Current Grade Span: TK-8



Fast Facts



District Appeal or Countywide:
District Appeal (LASD)



Authorization by SCCBOE:
2003



Year Opened:
2004



Renewal Year(s):
2007, 2012, 2016



Current Charter Term:
2017-2024

Financial Data

Average Site Administrator Salary	\$191,559
Average Teacher Salary	\$92,181
Average Classified Staff Salary	\$69,751
Average per Pupil Cost	\$19,143
CMO Rate	N/A
CMO Fee	N/A
Facility Cost	\$339,393
Facility - Leased/Owned	Leased
Participates in STRS	Yes
Participates in PERS	No
Other Retirement Benefits	403(b)
Annual Teacher Attrition Rate (Teachers Not Returning/Total Teachers)	21%

Data reported by school as of February 1, 2024.

Student to Teacher Ratio

Grades TK/K	12:1	Grades 1-3	12:1
Grades 4-8	11:1		

Teachers

African American	1
Asian	16
Hispanic	9
White	52
Other	2
Two or More Races	4
Total	84
Average Tenure Teaching	10.1
Average Tenure at Site	4.7

Administrators

African American	1
Asian	0
Hispanic	0
White	4
Other	0
Two or More Races	0
Total	5
Average Tenure at Site	9.8

Support Staff

African American	1
Asian	7
Hispanic	10
White	13
Other	0
Two or More Races	1
Total	33
Average Tenure at Site	4.2

Superintendent/Principal: Maureen Israel

CMO: None

102 W. Portola Ave. / 11204 Covington Rd. • Los Altos, CA 94022/94024

Tel: 650-947-4100 • E-mail: misrael@bullischarterschool.org

STUDENT ENROLLMENT

Total Enrollment: 1,024
Waitlist: 1,087

Students From Local District

92.0% (942) 

Annual Student Retention Rate

Number of students who chose to return.

90.4% 

STUDENT GROUPS

English Learners (EL)

8.8% (90) 

Students with Disabilities (SWD)

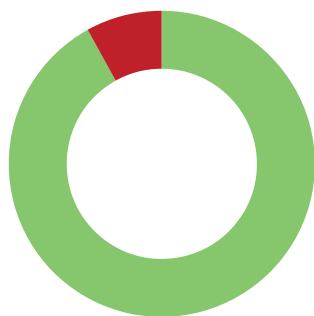
7.3% (75) 

Socioeconomically Disadvantaged (SED)

3.6% (37) 

ELA:

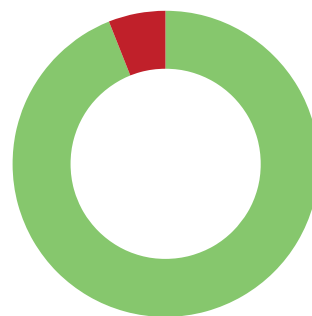
All Students in ELA



91.7%
*Met or Exceeded
Standard for ELA*

MATH:

All Students in Math



94.1%
*Met or Exceeded
Standard for Math*

ELA Met or Exceeded by Student Group

English Learners (EL)

 37.5%

Students with Disabilities (SWD)

 54.4%

Socioeconomically Disadvantaged (SED)

 53.9%

Math Met or Exceeded by Student Group

English Learners (EL)

 66.7%

Students with Disabilities (SWD)

 62.5%

Socioeconomically Disadvantaged (SED)

 53.9%



Discovery Charter School I (Phoenix)

Academic Year 2023-2024 • Current Grade Span: K-8



Fast Facts

	District Appeal or Countywide: District Appeal (MSD)
	Authorization by SCCBOE: 2006
	Year Opened: 2006
	Renewal Year(s): 2009, 2014, 2019
	Current Charter Term: 2019-2026

Financial Data

Average Site Administrator Salary	\$157,183
Average Teacher Salary	\$89,419
Average Classified Staff Salary	\$51,453
Average per Pupil Cost	\$8,317
CMO Rate	0%
CMO Fee	N/A
Facility Cost	\$472,255
Facility - Leased/Owned	Leased
Participates in STRS	Yes
Participates in PERS	No
Other Retirement Benefits	403(b), 457
Annual Teacher Attrition Rate (Teachers Not Returning/Total Teachers)	3%

Data reported by school as of February 1, 2024.

Student to Teacher Ratio

Grade K	22:1	Grades 1-3	22:1
Grades 4-8	27:1		

Teachers		Administrators		Support Staff	
African American	1	African American	0	African American	0
Asian	5	Asian	0	Asian	5
Hispanic	2	Hispanic	3	Hispanic	6
White	30	White	1	White	15
Other	1	Other	0	Other	0
Two or More Races	0	Two or More Races	0	Two or More Races	0
Total	39	Total	4	Total	26
Average Tenure Teaching	6.9	Average Tenure at Site	3.8	Average Tenure at Site	2.7
Average Tenure at Site	6.9				

Director: Carol Bauerle

CMO: Discovery Charter Schools

4021 Teale Ave. • San José, CA 95117 • Tel: 408-243-9800 • E-mail: cbauerle@discoveryk8.org

STUDENT ENROLLMENT

Total Enrollment: 556
Waitlist: 199

Students From Local District

34.2% (190) 

Annual Student Retention Rate

Number of students who chose to return.

90% 

STUDENT GROUPS

English Learners (EL)

13.5% (76) 

Students with Disabilities (SWD)

11.9% (67) 

Socioeconomically Disadvantaged (SED)

14.9% (84) 

ELA:

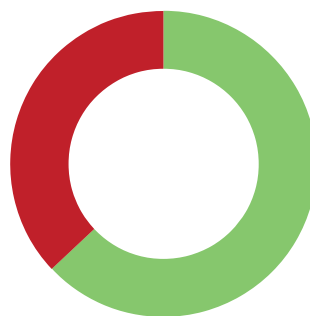
All Students in ELA



66.2%
*Met or Exceeded
Standard for ELA*

MATH:

All Students in Math



62.8%
*Met or Exceeded
Standard for Math*

ELA Met or Exceeded by Student Group

English Learners (EL)

 21.1%

Students with Disabilities (SWD)

 35.6%

Socioeconomically Disadvantaged (SED)

 52.8%

Math Met or Exceeded by Student Group

English Learners (EL)

 25.6%

Students with Disabilities (SWD)

 29.6%

Socioeconomically Disadvantaged (SED)






 43.2%

Discovery Charter School II (Falcon)

Academic Year 2023-2024 • Current Grade Span: TK-8



Fast Facts

	District Appeal or Countywide: District Appeal (SJUSD)
	Authorization by SCCBOE: 2013
	Year Opened: 2013
	Renewal Year(s): 2018
	Current Charter Term: 2018-2025

Financial Data

Average Site Administrator Salary	\$157,183
Average Teacher Salary	\$83,414
Average Classified Staff Salary	\$50,005
Average per Pupil Cost	\$8,152
CMO Rate	0%
CMO Fee	N/A
Facility Cost	\$727,770
Facility - Leased/Owned	Leased
Participates in STRS	Yes
Participates in PERS	No
Other Retirement Benefits	403(b), 457
Annual Teacher Attrition Rate (Teachers Not Returning/Total Teachers)	4%

Data reported by school as of February 1, 2024.

Student to Teacher Ratio

Grades TK/K	22:1	Grades 1-3	22:1
Grades 4-8	27:1		

Teachers

African American	0
Asian	2
Hispanic	5
White	22
Other	4
Two or More Races	4
Total	37
Average Tenure Teaching	3.4
Average Tenure at Site	3.4

Administrators

African American	0
Asian	0
Hispanic	3
White	1
Other	0
Two or More Races	0
Total	4
Average Tenure at Site	3

Support Staff

African American	2
Asian	7
Hispanic	5
White	10
Other	3
Two or More Races	3
Total	30
Average Tenure at Site	1.1

Director: Karla Lund

CMO: Discovery Charter Schools

762 Sunset Glen • San José, CA 95123 • Tel: 408-300-1358 • E-mail: klund@discoverytwo.org

STUDENT ENROLLMENT

Total Enrollment: 516
Waitlist: 14

Students From Local District

43.0% (190) 

Annual Student Retention Rate

Number of students who chose to return.

86.0% 

STUDENT GROUPS

English Learners (EL)

11.8% (62) 

Students with Disabilities (SWD)

13.5% (71) 

Socioeconomically Disadvantaged (SED)

13.7% (72) 

ELA:

All Students in ELA



53.0%
*Met or Exceeded
Standard for ELA*

MATH:

All Students in Math



50.6%
*Met or Exceeded
Standard for Math*

ELA Met or Exceeded by Student Group

English Learners (EL)

 26.3%

Students with Disabilities (SWD)

 25.6%

Socioeconomically Disadvantaged (SED)

 34.1%

Math Met or Exceeded by Student Group

English Learners (EL)

 26.3%

Students with Disabilities (SWD)

 34.9%

Socioeconomically Disadvantaged (SED)

 32.6%



Downtown College Prep (DCP) – Alum Rock

Academic Year 2023-2024 • Current Grade Span: 6-12



Fast Facts



District Appeal or Countywide:
District Appeal (ESUHSD)



Authorization by SCCBOE:
2009



Year Opened:
2011



Renewal Year(s):
2016, 2020



Current Charter Term:
2021-2026

Financial Data

Average Site Administrator Salary	\$97,356
Average Teacher Salary	\$89,343
Average Classified Staff Salary	\$51,855
Average per Pupil Cost	\$19,676
CMO Rate	0%
CMO Fee	\$0
Facility Cost	\$132,161
Facility - Leased/Owned	Leased
Participates in STRS	Yes
Participates in PERS	Yes
Other Retirement Benefits	403(b)/457(b)
Annual Teacher Attrition Rate (Teachers Not Returning/Total Teachers)	24%

Data reported by school as of February 1, 2024.

Student to Teacher Ratio

Grades 4-8	32:1	Grades 9-12	32:1
------------	------	-------------	------

Teachers

African American	0
Asian	0
Hispanic	11
White	12
Other	1
Two or More Races	6
Total	30
Average Tenure Teaching	3
Average Tenure at Site	3

Administrators

African American	1
Asian	2
Hispanic	6
White	1
Other	0
Two or More Races	0
Total	10
Average Tenure at Site	4

Support Staff

African American	0
Asian	1
Hispanic	13
White	0
Other	0
Two or More Races	2
Total	15
Average Tenure at Site	2

Co-Principals: Jose Zavala (6-8), Joyce Davis (9-12)

CMO: Downtown College Prep

2800 Ocala Rd. / 1776 Educational Park Dr., Bldg H • San José, CA 95148 / 95122

Tel: 408-942-7000 / 408-384-4554 • E-mail: jzavala@dcp.org / jdavis@dcp.org

STUDENT ENROLLMENT

Total Enrollment: 460

Waitlist: 0

Students From Local District

72% (394) 

Annual Student Retention Rate

Number of students who chose to return.

72% 

STUDENT GROUPS

English Learners (EL)

30% (156) 

Students with Disabilities (SWD)

13% (69) 

Socioeconomically Disadvantaged (SED)

70% (356) 

ELA:

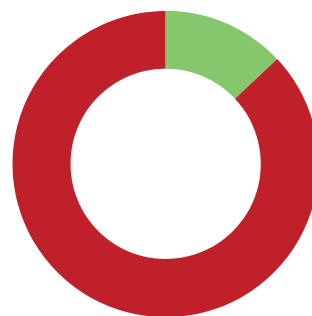
All Students in ELA



26.8%
*Met or Exceeded
Standard for ELA*

MATH:

All Students in Math



13.0%
*Met or Exceeded
Standard for Math*

ELA Met or Exceeded by Student Group

English Learners (EL)

 5.4%

Students with Disabilities (SWD)

 10.7%

Socioeconomically Disadvantaged (SED)

 23.1%

Math Met or Exceeded by Student Group

English Learners (EL)

 6.4%

Students with Disabilities (SWD)

 6.7%

Socioeconomically Disadvantaged (SED)

 9.7%

Opportunity Youth Academy (OYA)

Academic Year 2023-2024 • Current Grade Span: 9-12 (ages 16-24 years)



Fast Facts



District Appeal or Countywide:
Countywide



Authorization by SCCBOE:
2016



Year Opened:
2016



Renewal Year(s):
2021



Current Charter Term:
2021-2026

Financial Data

Average Site Administrator Salary	\$178,810
Average Teacher Salary	\$188,280
Average Classified Staff Salary	\$42,955
Average per Pupil Cost	\$20,717
CMO Rate	N/A
CMO Fee	N/A
Facility Cost	\$58,469
Facility - Leased/Owned	Leased
Participates in STRS	Yes
Participates in PERS	Yes
Other Retirement Benefits	N/A
Annual Teacher Attrition Rate (Teachers Not Returning/Total Teachers)	0%

Data reported by school as of February 1, 2024.

Student to Teacher Ratio

Grades 9-12 38:1

Teachers

African American	0
Asian	1
Hispanic	1
White	9
Other	0
Two or More Races	0
Total	11
Average Tenure Teaching	15
Average Tenure at Site	6

Administrators

African American	1
Asian	1
Hispanic	0
White	2
Other	0
Two or More Races	0
Total	4
Average Tenure at Site	5

Support Staff

African American	0
Asian	1
Hispanic	9
White	3
Other	0
Two or More Races	0
Total	13
Average Tenure at Site	4

Principal: Dr. Katherine Everett

SCCOE Dependent Charter

Main Office - OYA Snell - 3550 Snell Ave. • San José, CA 95136 • Tel: 408-573-3260 • E-mail: keverett@sccoe.org

STUDENT ENROLLMENT

Total Enrollment: 368
Waitlist: 0

Students From Local District

100% (347) 

Annual Student Retention Rate
Number of students who chose to return.

100% 

STUDENT GROUPS

English Learners (EL)

31% (106) 

Students with Disabilities (SWD)

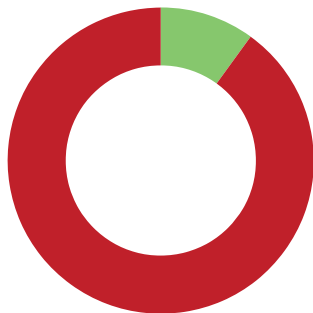
21% (77) 

Socioeconomically Disadvantaged (SED)

85% (312) 

ELA:

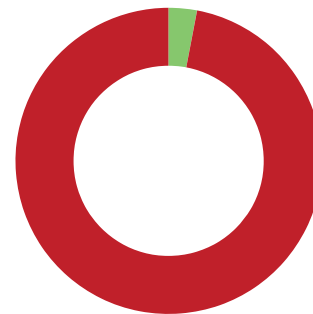
All Students in ELA*



10.1%
*Met or Exceeded
Standard for ELA*

MATH:

All Students in Math*



1.4%
*Met or Exceeded
Standard for Math*

ELA Met or Exceeded by Student Group*

English Learners (EL)

 0%

Students with Disabilities (SWD)

 0%

Socioeconomically Disadvantaged (SED)

 8.6%

Math Met or Exceeded by Student Group*

English Learners (EL)

 0%

Students with Disabilities (SWD)

 0%

Socioeconomically Disadvantaged (SED)

 0%

*OYA is a Dashboard Alternative School Status (DASS) school. DASS enables alternative schools in California to use modified methods of evaluation to fairly support the ever-changing student population.



Rocketship Alma Academy

Academic Year 2023-2024 • Current Grade Span: TK-5



Fast Facts



District Appeal or Countywide:
Countywide



Authorization by SCCBOE:
2011



Year Opened:
2012



Renewal Year(s):
2017



Current Charter Term:
2017-2024

Financial Data

Average Site Administrator Salary	\$104,148
Average Teacher Salary	\$75,641
Average Classified Staff Salary	\$48,535
Average per Pupil Cost	\$18,416
CMO Rate	15%
CMO Fee	\$1,434,025
Facility Cost	\$721,536
Facility - Leased/Owned	Leased
Participates in STRS	Yes
Participates in PERS	No
Other Retirement Benefits	403(b)
Annual Teacher Attrition Rate (Teachers Not Returning/Total Teachers)	24%

Data reported by school as of February 1, 2024.

Student to Teacher Ratio

Grades TK/K	25:1	Grades 1-3	29:1
Grades 4-8	26:1		

Teachers

African American	0
Asian	4
Hispanic	9
White	6
Other	1
Two or More Races	0
Total	20
Average Tenure Teaching	2.8
Average Tenure at Site	2.8

Administrators

African American	0
Asian	0
Hispanic	5
White	1
Other	0
Two or More Races	0
Total	6
Average Tenure at Site	7.9

Support Staff

African American	3
Asian	0
Hispanic	16
White	2
Other	3
Two or More Races	0
Total	24
Average Tenure at Site	3.9

Principal: Abel Ibarra

CMO: Rocketship Public Schools

198 W. Alma Ave. • San José, CA 95110 • Tel: 408-931-6838 • E-mail: aibarra@rsed.org

STUDENT ENROLLMENT

Total Enrollment: 543
Waitlist: 55

Students From Local District

57.3% (311)

Annual Student Retention Rate
Number of students who chose to return.

90.6%

STUDENT GROUPS

English Learners (EL)

62.4% (339)

Students with Disabilities (SWD)

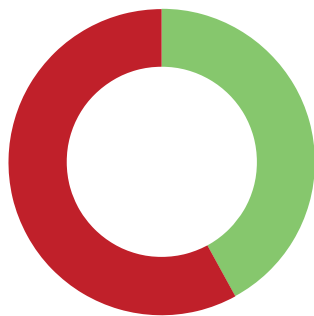
12.5% (68)

Socioeconomically Disadvantaged (SED)

69.6% (378)

ELA:

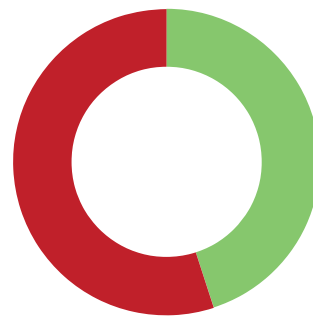
All Students in ELA



42.7%
*Met or Exceeded
Standard for ELA*

MATH:

All Students in Math



44.9%
*Met or Exceeded
Standard for Math*

ELA Met or Exceeded by Student Group

English Learners (EL)

25.8%

Students with Disabilities (SWD)

20.0%

Socioeconomically Disadvantaged (SED)

42.5%

Math Met or Exceeded by Student Group

English Learners (EL)


32.2%

Students with Disabilities (SWD)

20.8%

Socioeconomically Disadvantaged (SED)

44.7%



Rocketship Academy for Brilliant Minds

Academic Year 2023-2024 • Current Grade Span: TK-5



Fast Facts



District Appeal or Countywide:
Countywide



Authorization by SCCBOE:
2011



Year Opened:
2012



Renewal Year(s):
2016



Current Charter Term:
2017-2024

Financial Data

Average Site Administrator Salary	\$106,126
Average Teacher Salary	\$74,097
Average Classified Staff Salary	\$47,033
Average per Pupil Cost	\$21,931
CMO Rate	15%
CMO Fee	\$1,605,369
Facility Cost	\$849,637
Facility - Leased/Owned	Leased
Participates in STRS	Yes
Participates in PERS	No
Other Retirement Benefits	403(b)
Annual Teacher Attrition Rate (Teachers Not Returning/Total Teachers)	33%

Data reported by school as of February 1, 2024.

Student to Teacher Ratio

Grades TK/K	20:1	Grades 1-3	27:1
Grades 4-8	25:1		

Teachers

African American	0
Asian	4
Hispanic	17
White	2
Other	0
Two or More Races	1
Total	24
Average Tenure Teaching	2.5
Average Tenure at Site	3.1

Administrators

African American	0
Asian	1
Hispanic	2
White	3
Other	0
Two or More Races	0
Total	6
Average Tenure at Site	5.1

Support Staff

African American	0
Asian	1
Hispanic	18
White	1
Other	3
Two or More Races	0
Total	23
Average Tenure at Site	3.7

Principal: Lisa Greene

CMO: Rocketship Public Schools

2962 Story Rd. • San José, CA 95127 • Tel: 408-708-5650 • E-mail: ligreene@rsed.org

STUDENT ENROLLMENT

Total Enrollment: 484
Waitlist: 17

Students From Local District

54% (262) 

Annual Student Retention Rate
Number of students who chose to return.

84.2% 

STUDENT GROUPS

English Learners (EL)

49.4% (239) 

Students with Disabilities (SWD)

12.8% (62) 

Socioeconomically Disadvantaged (SED)

75.2% (364) 

ELA:

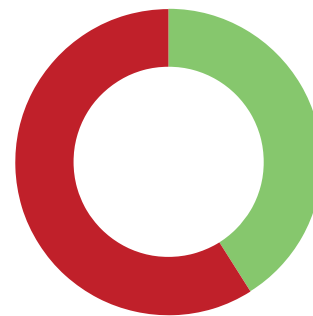
All Students in ELA



47.1%
*Met or Exceeded
Standard for ELA*

MATH:

All Students in Math



41.4%
*Met or Exceeded
Standard for Math*

ELA Met or Exceeded by Student Group

English Learners (EL)

 31.3%

Students with Disabilities (SWD)

 18.2%

Socioeconomically Disadvantaged (SED)

 46.3%

Math Met or Exceeded by Student Group

English Learners (EL)


 24.1%

Students with Disabilities (SWD)

 14.3%

Socioeconomically Disadvantaged (SED)

 32.4%



Rocketship Discovery Prep

Academic Year 2023-2024 • Current Grade Span: TK-5



Fast Facts

	District Appeal or Countywide: Countywide
	Authorization by SCCBOE: 2011
	Year Opened: 2011
	Renewal Year(s): 2016, 2020
	Current Charter Term: 2021-2026

Financial Data

Average Site Administrator Salary	\$98,369
Average Teacher Salary	\$72,256
Average Classified Staff Salary	\$47,484
Average per Pupil Cost	\$20,733
CMO Rate	15%
CMO Fee	\$1,256,087
Facility Cost	\$746,520
Facility - Leased/Owned	Leased
Participates in STRS	Yes
Participates in PERS	No
Other Retirement Benefits	403(b)
Annual Teacher Attrition Rate (Teachers Not Returning/Total Teachers)	21%

Data reported by school as of February 1, 2024.

Student to Teacher Ratio

Grades TK-K	27:1	Grades 1-3	30:1
Grades 4-8	26:1		

Teachers

African American	1
Asian	6
Hispanic	8
White	0
Other	2
Two or More Races	0
Total	17
Average Tenure Teaching	1.6
Average Tenure at Site	1.6

Administrators

African American	1
Asian	1
Hispanic	3
White	1
Other	0
Two or More Races	0
Total	6
Average Tenure at Site	5.8

Support Staff

African American	1
Asian	2
Hispanic	15
White	1
Other	0
Two or More Races	0
Total	19
Average Tenure at Site	3.2

Principal: Ayesha Doster

CMO: Rocketship Public Schools

370 Wooster Ave. • San José, CA 95116 • Tel: 408-217-8951 • E-mail: adoster@rsed.org

STUDENT ENROLLMENT

Total Enrollment: 420
Waitlist: 11

Students From Local District

54.5% (229) 

Annual Student Retention Rate
Number of students who chose to return.

82.7% 

STUDENT GROUPS

English Learners (EL)

58.1% (244) 

Students with Disabilities (SWD)

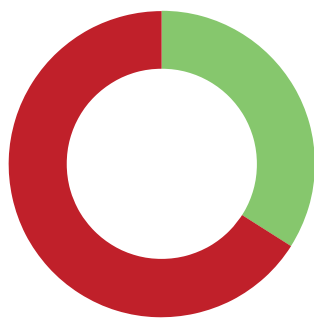
9.8% (41) 

Socioeconomically Disadvantaged (SED)

66.4% (279) 

ELA:

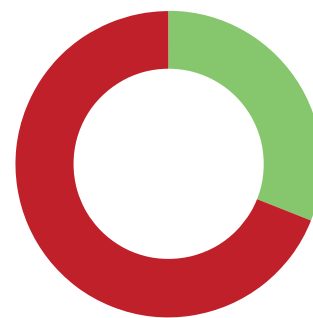
All Students in ELA



34.3%
*Met or Exceeded
Standard for ELA*

MATH:

All Students in Math



30.7%
*Met or Exceeded
Standard for Math*

ELA Met or Exceeded by Student Group

English Learners (EL)

 17.9%

Students with Disabilities (SWD)

 0%

Socioeconomically Disadvantaged (SED)

 28.2%

Math Met or Exceeded by Student Group

English Learners (EL)

 12.4%

Students with Disabilities (SWD)

 11.8%

Socioeconomically Disadvantaged (SED)

 24.7%



Rocketship Fuerza Community Prep

Academic Year 2023-2024 • Current Grade Span: TK-5



Fast Facts



District Appeal or Countywide:
District Appeal (ARUSD)



Authorization by SCCBOE:
2014



Year Opened:
2014



Renewal Year(s):
2018



Current Charter Term:
2019-2026

Financial Data

Average Site Administrator Salary	\$99,750
Average Teacher Salary	\$73,144
Average Classified Staff Salary	\$49,909
Average per Pupil Cost	\$20,936
CMO Rate	15%
CMO Fee	\$1,745,913
Facility Cost	\$1,108,944
Facility - Leased/Owned	Leased
Participates in STRS	Yes
Participates in PERS	No
Other Retirement Benefits	403(b)
Annual Teacher Attrition Rate (Teachers Not Returning/Total Teachers)	5%

Data reported by school as of February 1, 2024.

Student to Teacher Ratio

Grades TK/K	20:1	Grades 1-3	31:1
Grades 4-8	29:1		

Teachers

African American	3
Asian	2
Hispanic	14
White	2
Other	0
Two or More Races	1
Total	22
Average Tenure Teaching	3
Average Tenure at Site	3.2

Administrators

African American	0
Asian	0
Hispanic	4
White	1
Other	0
Two or More Races	0
Total	5
Average Tenure at Site	7.7

Support Staff

African American	0
Asian	4
Hispanic	16
White	1
Other	0
Two or More Races	1
Total	22
Average Tenure at Site	5.3

Principal: Riley St. Marie

CMO: Rocketship Public Schools

70 S. Jackson Ave. • San José, CA 95116 • Tel: 408-708-5744 • E-mail: rstmarie@rsed.org

STUDENT ENROLLMENT

Total Enrollment: 452
Waitlist: 14

Students From Local District

78.3% (354) 

Annual Student Retention Rate
Number of students who chose to return.

80.6% 

STUDENT GROUPS

English Learners (EL)

60.0% (325) 

Students with Disabilities (SWD)

10.2% (55) 

Socioeconomically Disadvantaged (SED)

90.7% (410) 

ELA:

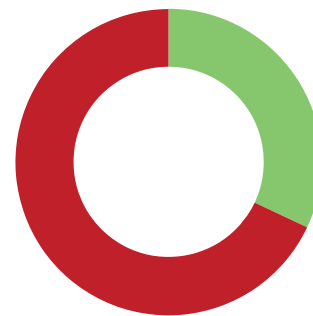
All Students in ELA



38.7%
*Met or Exceeded
Standard for ELA*

MATH:

All Students in Math



31.6%
*Met or Exceeded
Standard for Math*

ELA Met or Exceeded by Student Group

English Learners (EL)

 18.2%

Students with Disabilities (SWD)

 0%

Socioeconomically Disadvantaged (SED)

 34.8%

Math Met or Exceeded by Student Group

English Learners (EL)

 11.3%

Students with Disabilities (SWD)

 0%


Socioeconomically Disadvantaged (SED)

 27.0%



Rocketship Los Sueños Academy

Academic Year 2023-2024 • Current Grade Span: TK-5



Fast Facts

	District Appeal or Countywide: Countywide
	Authorization by SCCBOE: 2009
	Year Opened: 2010
	Renewal Year(s): 2015, 2020
	Current Charter Term: 2020-2027

Financial Data

Average Site Administrator Salary	\$113,437
Average Teacher Salary	\$77,377
Average Classified Staff Salary	\$52,574
Average per Pupil Cost	\$22,458
CMO Rate	15%
CMO Fee	\$1,200,787
Facility Cost	\$859,656
Facility - Leased/Owned	Leased
Participates in STRS	Yes
Participates in PERS	No
Other Retirement Benefits	403(b)
Annual Teacher Attrition Rate (Teachers Not Returning/Total Teachers)	40%

Data reported by school as of February 1, 2024.

Student to Teacher Ratio

Grades TK/K	25:1	Grades 1-3	23:1
Grades 4-8	25:1		

Teachers

African American	2
Asian	2
Hispanic	9
White	3
Other	0
Two or More Races	2
Total	18
Average Tenure Teaching	3.2
Average Tenure at Site	3.3

Administrators

African American	1
Asian	0
Hispanic	4
White	0
Other	0
Two or More Races	0
Total	5
Average Tenure at Site	6.9

Support Staff

African American	0
Asian	1
Hispanic	11
White	2
Other	0
Two or More Races	0
Total	14
Average Tenure at Site	6.2

Principal: Gabriela Gordon

CMO: Rocketship Public Schools

331 S. 34th St. • San José, CA 95116 • Tel: 408-684-4028 • E-mail: ggordon@rsed.org

STUDENT ENROLLMENT

Total Enrollment: 366
Waitlist: 17

Students From Local District

51.6% (189) 

Annual Student Retention Rate

Number of students who chose to return.

80.4% 

STUDENT GROUPS

English Learners (EL)

60.7% (222) 

Students with Disabilities (SWD)

14.8% (54) 

Socioeconomically Disadvantaged (SED)

78.4% (287) 

ELA:

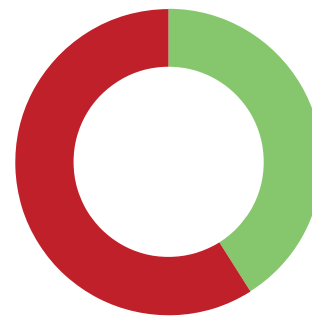
All Students in ELA



33.3%
*Met or Exceeded
Standard for ELA*

MATH:

All Students in Math



41.1%
*Met or Exceeded
Standard for Math*

ELA Met or Exceeded by Student Group

English Learners (EL)

 18.6%

Students with Disabilities (SWD)

 4.8%

Socioeconomically Disadvantaged (SED)

 31.5%

Math Met or Exceeded by Student Group

English Learners (EL)

 23.5%

Students with Disabilities (SWD)

 9.5%

Socioeconomically Disadvantaged (SED)

 39.0%



Rocketship Mateo Sheedy

Academic Year 2023-2024 • Current Grade Span: TK-5



Fast Facts



District Appeal or Countywide:
District Appeal (SJUSD)



Authorization by SCCBOE:
2006



Year Opened:
2007



Renewal Year(s):
2009, 2015, 2019



Current Charter Term:
2020-2027

Financial Data

Average Site Administrator Salary	\$109,595
Average Teacher Salary	\$74,953
Average Classified Staff Salary	\$46,370
Average per Pupil Cost	\$19,945
CMO Rate	15%
CMO Fee	\$1,429,879
Facility Cost	\$868,332
Facility - Leased/Owned	Leased
Participates in STRS	Yes
Participates in PERS	No
Other Retirement Benefits	403(b)
Annual Teacher Attrition Rate (Teachers Not Returning/Total Teachers)	18%

Data reported by school as of February 1, 2024.

Student to Teacher Ratio

Grades TK/K	19:1	Grades 1-3	27:1
Grades 4-8	30:1		

Teachers

African American	0
Asian	2
Hispanic	8
White	7
Other	1
Two or More Races	1
Total	19
Average Tenure Teaching	2.8
Average Tenure at Site	2.8

Administrators

African American	1
Asian	3
Hispanic	2
White	0
Other	0
Two or More Races	0
Total	6
Average Tenure at Site	7

Support Staff

African American	2
Asian	0
Hispanic	19
White	0
Other	2
Two or More Races	0
Total	23
Average Tenure at Site	2.7

Principal: Courtney English

CMO: Rocketship Public Schools

768 Locust St. • San José, CA 95110 • Tel: 408-286-3330 • E-mail: cenglish@rsed.org

STUDENT ENROLLMENT

Total Enrollment: 488
Waitlist: 22

Students From Local Districts

64.8% (316) 

Annual Student Retention Rate
Number of students who chose to return.

86.9% 

STUDENT GROUPS

English Learners (EL)

58.2% (284) 

Students with Disabilities (SWD)

8.0% (39) 

Socioeconomically Disadvantaged (SED)

77.1% (376) 

ELA:

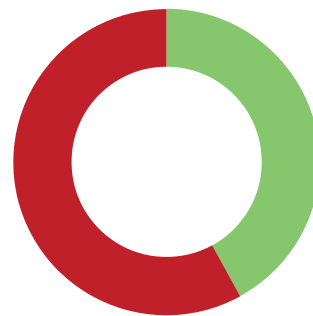
All Students in ELA



40.5%
*Met or Exceeded
Standard for ELA*

MATH:

All Students in Math



42.36
*Met or Exceeded
Standard for Math*

ELA Met or Exceeded by Student Group

English Learners (EL)

 18.9%

Students with Disabilities (SWD)

 9.5%

Socioeconomically Disadvantaged (SED)

 36.5%

Math Met or Exceeded by Student Group

English Learners (EL)

 27.1%

Students with Disabilities (SWD)

 20.0%

Socioeconomically Disadvantaged (SED)

 39.3%



Rocketship Rising Stars Academy

Academic Year 2023-2024 • Current Grade Span: TK-4



Fast Facts



District Appeal or Countywide:
District Appeal (FMSD)



Authorization by SCCBOE:
2015



Year Opened:
2016



Renewal Year(s):
2020



Current Charter Term:
2021-2026

Financial Data

Average Site Administrator Salary	\$105,122
Average Teacher Salary	\$74,705
Average Classified Staff Salary	\$47,903
Average per Pupil Cost	\$18,983
CMO Rate	15%
CMO Fee	\$1,857,711
Facility Cost	\$845,520
Facility - Leased/Owned	Leased
Participates in STRS	Yes
Participates in PERS	No
Other Retirement Benefits	403(b)
Annual Teacher Attrition Rate (Teachers Not Returning/Total Teachers)	26%

Data reported by school as of February 1, 2024.

Student to Teacher Ratio

Grades TK/K	28:1	Grades 1-3	38:1
Grade 4-8	33:1		

Teachers

African American	1
Asian	1
Hispanic	15
White	0
Other	3
Two or More Races	2
Total	22
Average Tenure Teaching	2.1
Average Tenure at Site	2.1

Administrators

African American	0
Asian	0
Hispanic	5
White	1
Other	0
Two or More Races	0
Total	6
Average Tenure at Site	6.8

Support Staff

African American	0
Asian	0
Hispanic	19
White	1
Other	2
Two or More Races	1
Total	23
Average Tenure at Site	3.5

Principal: Alberto Perez

CMO: Rocketship Public Schools

3172 Senter Rd. • San José, CA 95111 • Tel: 408-677-4879 • E-mail: aperez@rsed.org

STUDENT ENROLLMENT

Total Enrollment: 611
Waitlist: 31

Students From Local District

48.0% (293) 

Annual Student Retention Rate
Number of students who chose to return.

95.7% 

STUDENT GROUPS

English Learners (EL)

42.9% (262) 

Students with Disabilities (SWD)

8.5% (52) 

Socioeconomically Disadvantaged (SED)

69.4% (424) 

ELA:

All Students in ELA



64.5%
*Met or Exceeded
Standard for ELA*

MATH:

All Students in Math



65.4%
*Met or Exceeded
Standard for Math*

ELA Met or Exceeded by Student Group

English Learners (EL)

 44.9%

Students with Disabilities (SWD)

 28.6%

Socioeconomically Disadvantaged (SED)

 62.7%

Math Met or Exceeded by Student Group

English Learners (EL)

 39.4%

Students with Disabilities (SWD)

 7.1%

Socioeconomically Disadvantaged (SED)

 65.1%



Rocketship Sí Se Puede Academy

Academic Year 2023-2024 • Current Grade Span: TK-5



Fast Facts



District Appeal or Countywide:
District Appeal (ARUSD)



Authorization by SCCBOE:
2008



Year Opened:
2009



Renewal Year(s):
2011, 2016



Current Charter Term:
2017-2024

Financial Data

Average Site Administrator Salary	\$106,618
Average Teacher Salary	\$75,980
Average Classified Staff Salary	\$50,866
Average per Pupil Cost	\$24,036
CMO Rate	15%
CMO Fee	\$1,097,110
Facility Cost	\$622,255
Facility - Leased/Owned	Leased
Participates in STRS	Yes
Participates in PERS	No
Other Retirement Benefits	403(b)
Annual Teacher Attrition Rate (Teachers Not Returning/Total Teachers)	19%

Data reported by school as of February 1, 2024.

Student to Teacher Ratio

Grades TK/K	26:1	Grades 1-3	20:1
Grades 4-8	26:1		

Teachers

African American	2
Asian	2
Hispanic	7
White	3
Other	0
Two or More Races	0
Total	14
Average Tenure Teaching	3.2
Average Tenure at Site	3.2

Administrators

African American	1
Asian	1
Hispanic	3
White	0
Other	0
Two or More Races	0
Total	5
Average Tenure at Site	6.2

Support Staff

African American	0
Asian	0
Hispanic	13
White	2
Other	0
Two or More Races	0
Total	15
Average Tenure at Site	6.8

Principal: Danisha West

CMO: Rocketship Public Schools

2249 Dobern Ave. • San José, CA 95116 • Tel: 408-824-5180 • E-mail: dwest@rsed.org

STUDENT ENROLLMENT

Total Enrollment: 296
Waitlist: 20

Students From Local District

60.1% (178) 

Annual Student Retention Rate
Number of students who chose to return.

84.0% 

STUDENT GROUPS

English Learners (EL)

68.2% (202) 

Students with Disabilities (SWD)

10.1% (30) 

Socioeconomically Disadvantaged (SED)

84.1% (249) 

ELA:

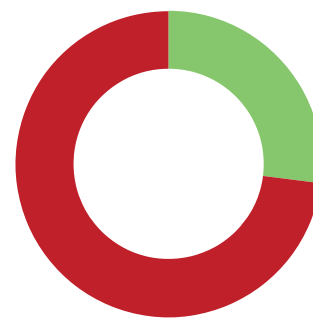
All Students in ELA



33.1%
*Met or Exceeded
Standard for ELA*

MATH:

All Students in Math



27.3%
*Met or Exceeded
Standard for Math*

ELA Met or Exceeded by Student Group

English Learners (EL)

 20.1%

Students with Disabilities (SWD)

 13.3%

Socioeconomically Disadvantaged (SED)

 32.6%

Math Met or Exceeded by Student Group

English Learners (EL)

 13.8%

Students with Disabilities (SWD)

 13.3%

Socioeconomically Disadvantaged (SED)

 25.2%

Summit Public School: Tahoma

Academic Year 2023-2024 • Current Grade Span: 9-12



Fast Facts



District Appeal or Countywide:
District Appeal (ESUHSD)



Authorization by SCCBOE:
2010



Year Opened:
2011



Renewal Year(s):
2016, 2021



Current Charter Term:
2021-2026

Financial Data

Average Site Administrator Salary	\$123,934
Average Teacher Salary	\$81,005
Average Classified Staff Salary	\$56,880
Average per Pupil Cost	\$18,031
CMO Rate	14.5%
CMO Fee	\$738,105
Facility Cost	\$187,200
Facility - Leased/Owned	Leased
Participates in STRS	Yes
Participates in PERS	No
Other Retirement Benefits	401(a)
Annual Teacher Attrition Rate (Teachers Not Returning/Total Teachers)	35%

Data reported by school as of February 1, 2024.

Student to Teacher Ratio

Grades 9-12 19:1

Teachers

African American	1
Asian	6
Hispanic	1
White	6
Other	6
Two or More Races	2
Total	22
Average Tenure Teaching	6
Average Tenure at Site	2.8

Administrators

African American	0
Asian	2
Hispanic	1
White	2
Other	0
Two or More Races	0
Total	5
Average Tenure at Site	5.2

Support Staff

African American	0
Asian	1
Hispanic	3
White	0
Other	2
Two or More Races	0
Total	6
Average Tenure at Site	.5

Executive Director: Jonathan Stewart

CMO: Summit Public Schools

285 Blossom Hill Rd. • San José, CA 95123 • Tel: 408-729-1981 • E-mail: jstewart@summitps.org

STUDENT ENROLLMENT

Total Enrollment: 415
Waitlist: 0

Students From Local District

53% (221) 

Annual Student Retention Rate
Number of students who chose to return.

83% 

STUDENT GROUPS

English Learners (EL)

7.5% (31) 

Students with Disabilities (SWD)

17.8% (74) 

Socioeconomically Disadvantaged (SED)

29.4% (122) 

ELA:

All Students in ELA



65.3%
*Met or Exceeded
Standard for ELA*

MATH:

All Students in Math



46.0%
*Met or Exceeded
Standard for Math*

ELA Met or Exceeded by Student Group

English Learners (EL)*

 No Data

Students with Disabilities (SWD)

 37.5%

Socioeconomically Disadvantaged (SED)

 43.5%

Math Met or Exceeded by Student Group

English Learners (EL)*

 No Data

Students with Disabilities (SWD)

 25.0%

Socioeconomically Disadvantaged (SED)

 26.1%

*Amount not available or subgroup not numerically significant



Sunrise Middle School

Academic Year 2023-2024 • Current Grade Span: 5-8



Fast Facts



District Appeal or Countywide:
District Appeal (SJUSD)



Authorization by SJUSD: 2010
Authorization by SCCBOE: 2014



Year Opened:
2011



Renewal Year(s):
2018



Current Charter Term:
2019-2026

Financial Data

Average Site Administrator Salary	\$128,000
Average Teacher Salary	\$74,000
Average Classified Staff Salary	\$52,000
Average per Pupil Cost	\$16,260
CMO Rate	N/A
CMO Fee	N/A
Facility Cost	\$291,000
Facility - Leased/Owned	Leased
Participates in STRS	Yes
Participates in PERS	No
Other Retirement Benefits	403b
Annual Teacher Attrition Rate (Teachers Not Returning/Total Teachers)	6%

Data reported by school as of February 1, 2024.

Student to Teacher Ratio

Grades 4-8 28:1

Teachers

African American	0
Asian	2
Hispanic	10
White	3
Other	0
Two or More Races	0
Total	15
Average Tenure Teaching	5.5
Average Tenure at Site	3.5

Administrators

African American	0
Asian	0
Hispanic	2
White	0
Other	0
Two or More Races	0
Total	2
Average Tenure at Site	11

Support Staff

African American	2
Asian	1
Hispanic	17
White	2
Other	0
Two or More Races	0
Total	22
Average Tenure at Site	5

Director: Teresa Robinson

CMO: None

1149 E. Julian St., Bldg. G • San José, CA 95116 • Tel: 408-659-4785 • E-mail: teresa@sunrisemiddle.org

STUDENT ENROLLMENT

Total Enrollment: 314
Waitlist: 2

Students From Local District

82% (257) 

Annual Student Retention Rate
Number of students who chose to return.

98% 

STUDENT GROUPS

English Learners (EL)

37.6% (118) 

Students with Disabilities (SWD)

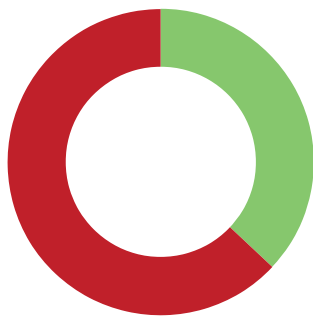
14.3% (45) 

Socioeconomically Disadvantaged (SED)

89.7% (282) 

ELA:

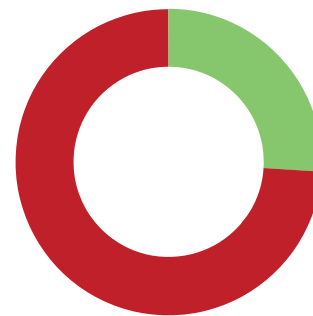
All Students in ELA



36.7%
*Met or Exceeded
Standard for ELA*

MATH:

All Students in Math



26.6%
*Met or Exceeded
Standard for Math*

ELA Met or Exceeded by Student Group

English Learners (EL)

 12.2%

Students with Disabilities (SWD)

 21.4%

Socioeconomically Disadvantaged (SED)

 37.4%

Math Met or Exceeded by Student Group

English Learners (EL)

 10.6%

Students with Disabilities (SWD)

 9.8%

Socioeconomically Disadvantaged (SED)

 27.2%

Academic Year 2023-2024 • Current Grade Span: 7-12



Fast Facts



District Appeal or Countywide:
Countywide



Authorization by SCCBOE:
2006



Year Opened:
2007



Renewal Year(s):
2010, 2014, 2019



Current Charter Term:
2020-2027

Financial Data

Average Site Administrator Salary	\$131,992
Average Teacher Salary	\$91,760
Average Classified Staff Salary	\$73,005
Average per Pupil Cost	\$13,238
CMO Rate	N/A
CMO Fee	N/A
Facility Cost	\$1,077,570
Facility - Leased/Owned	Leased
Participates in STRS	Yes
Participates in PERS	No
Other Retirement Benefits	403(b)
Annual Teacher Attrition Rate (Teachers Not Returning/Total Teachers)	7%

Data reported by school as of February 1, 2024.

Student to Teacher Ratio

Grades 4-8	28:1	Grades 9-12	30:1
------------	------	-------------	------

Teachers

African American	0
Asian	8
Hispanic	6
White	26
Other	0
Two or More Races	2
Total	42
Average Tenure Teaching	8.9
Average Tenure at Site	10.3

Administrators

African American	0
Asian	2
Hispanic	1
White	2
Other	0
Two or More Races	0
Total	5
Average Tenure at Site	7

Support Staff

African American	1
Asian	3
Hispanic	9
White	5
Other	0
Two or More Races	0
Total	18
Average Tenure at Site	6.6

Executive Director: David Porter

CMO: None

2315 Canoas Garden Ave. • San José, CA 95125 • Tel: 408-723-1839 • E-mail: dporter@upatoday.com

STUDENT ENROLLMENT

Total Enrollment: 708
Waitlist: 217

Students From Local District

25.9% (82) 

Annual Student Retention Rate
Number of students who chose to return.

90% 

STUDENT GROUPS

English Learners (EL)

4.3% (31) 

Students with Disabilities (SWD)

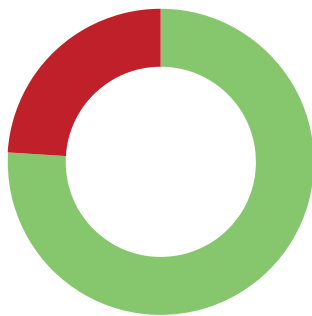
2.5% (18) 

Socioeconomically Disadvantaged (SED)

28.0% (198) 

ELA:

All Students in ELA



76.1%
*Met or Exceeded
Standard for ELA*

MATH:

All Students in Math



63.4%
*Met or Exceeded
Standard for Math*

ELA Met or Exceeded by Student Group

English Learners (EL)

 0%

Students with Disabilities (SWD)*

 No Data

Socioeconomically Disadvantaged (SED)

 57.1%

Math Met or Exceeded by Student Group

English Learners (EL)

 5.9%

Students with Disabilities (SWD)*

 No Data

Socioeconomically Disadvantaged (SED)

 35.0%






*Amount not available or subgroup not numerically significant

Voices College-Bound Language Academy at Morgan Hill

Academic Year 2023-2024 • Current Grade Span: TK-8



Fast Facts

	District Appeal or Countywide: District Appeal (MHUSD)
	Authorization by SCCBOE: 2014
	Year Opened: 2015
	Renewal Year(s): 2017
	Current Charter Term: 2018-2025

Financial Data

Average Site Administrator Salary	\$89,340
Average Teacher Salary	\$70,447
Average Classified Staff Salary	\$46,854
Average per Pupil Cost	\$21,509
CMO Rate	17%
CMO Fee	\$1,007,250
Facility Cost	\$495,963
Facility - Leased/Owned	Leased
Participates in STRS	Yes
Participates in PERS	No
Other Retirement Benefits	401(k)
Annual Teacher Attrition Rate (Teachers Not Returning/Total Teachers)	25%

Data reported by school as of February 1, 2024.

Student to Teacher Ratio

Grades TK/K	28:1	Grades 1-3	21:1
Grades 4-8	25:1		

Teachers

African American	0
Asian	0
Hispanic	10
White	0
Other	3
Two or More Races	0
Total	13
Average Tenure Teaching	5.6
Average Tenure at Site	2.2

Administrators

African American	0
Asian	0
Hispanic	4
White	1
Other	0
Two or More Races	0
Total	5
Average Tenure at Site	3.5

Support Staff

African American	1
Asian	0
Hispanic	26
White	0
Other	3
Two or More Races	0
Total	30
Average Tenure at Site	2

Principal: Vicky Lopez

CMO: Voices College-Bound Language Academies

16870 Murphy Ave. / 17000 Monterey Rd. / 17720 Peak Ave. • Morgan Hill, CA 95037

Tel: 408-791-1700 • E-mail: vlopez@voicescharterschool.com

STUDENT ENROLLMENT

Total Enrollment: 283

Waitlist: 13

Students From Local District

79.2% (224)



Annual Student Retention Rate

Number of students who chose to return.

93%



STUDENT GROUPS

English Learners (EL)

61% (174)



Students with Disabilities (SWD)

8% (24)



Socioeconomically Disadvantaged (SED)

65% (184)



ELA:

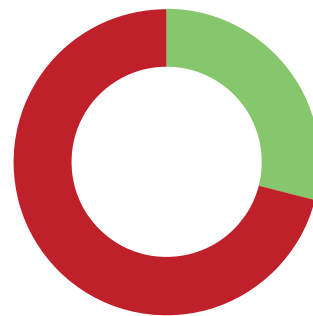
All Students in ELA



31.5%
*Met or Exceeded
Standard for ELA*

MATH:

All Students in Math



28.8%
*Met or Exceeded
Standard for Math*

ELA Met or Exceeded by Student Group

English Learners (EL)

20.6%



Students with Disabilities (SWD)

23.5%



Socioeconomically Disadvantaged (SED)

32.3%



Math Met or Exceeded by Student Group

English Learners (EL)

11.1%



Students with Disabilities (SWD)

11.8%



Socioeconomically Disadvantaged (SED)

28.0%








Voices College-Bound Language Academy at Mt. Pleasant

Academic Year 2023-2024 • Current Grade Span: TK-8



Fast Facts

	District Appeal or Countywide: District Appeal (MPESD)
	Authorization by SCCBOE: 2015
	Year Opened: 2015
	Renewal Year(s): 2019
	Current Charter Term: 2020-2027

Financial Data

Average Site Administrator Salary	\$89,200
Average Teacher Salary	\$70,991
Average Classified Staff Salary	\$52,368
Average per Pupil Cost	\$22,257
CMO Rate	17%
CMO Fee	\$762,764
Facility Cost	\$754,000
Facility - Leased/Owned	Leased
Participates in STRS	Yes
Participates in PERS	No
Other Retirement Benefits	401(k)
Annual Teacher Attrition Rate (Teachers Not Returning/Total Teachers)	50%

Data reported by school as of February 1, 2024.

Student to Teacher Ratio

Grades TK/K	31:1	Grades 1-3	16:1
Grades 4-8	17:1		

Teachers

African American	0
Asian	0
Hispanic	3
White	0
Other	1
Two or More Races	0
Total	4*
Average Tenure Teaching	6
Average Tenure at Site	1.3

Administrators

African American	0
Asian	0
Hispanic	5
White	0
Other	0
Two or More Races	0
Total	5
Average Tenure at Site	1.6

Support Staff

African American	1
Asian	0
Hispanic	20
White	1
Other	5
Two or More Races	0
Total	27
Average Tenure at Site	1.5

*Does not include vacant positions currently held by long-term substitutes

Principal: Mari DeGutierrez

CMO: Voices College-Bound Language Academies

14271 Story Rd. • San José, CA 95127 • Tel: 408-571-6404 • E-mail: mdegutierrez@voicescharterschool.com

STUDENT ENROLLMENT

Total Enrollment: 222
Waitlist: 0

Students From Local District

14.4% (32) 

Annual Student Retention Rate
Number of students who chose to return.

84% 

STUDENT GROUPS

English Learners (EL)

63% (140) 

Students with Disabilities (SWD)

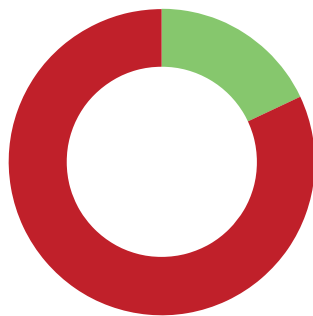
9% (19) 

Socioeconomically Disadvantaged (SED)

65% (144) 

ELA:

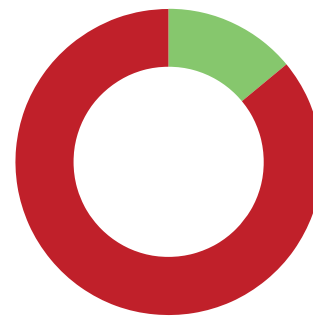
All Students in ELA



17.8%
*Met or Exceeded
Standard for ELA*

MATH:

All Students in Math



13.5%
*Met or Exceeded
Standard for Math*

ELA Met or Exceeded by Student Group

English Learners (EL)

 7.5%

Students with Disabilities (SWD)

 15.0%

Socioeconomically Disadvantaged (SED)

 17.1%

Math Met or Exceeded by Student Group

English Learners (EL)

 10.3%

Students with Disabilities (SWD)

 31.6%

Socioeconomically Disadvantaged (SED)

 10.9%

SCCBOE Authorizer Petition History

The Santa Clara County Board of Education oversaw 21 operating charter schools in 2023-24.

Year	Charter Petition Activity	Approved	Denied	Total SCCOE Schools
2003	Received two (2) petitions on appeal <ul style="list-style-type: none"> • Approved Leadership Public School - San José (denied by East Side Union High School District) - High School (Grades 9-12) - opened July 2004 • Approved Bullis Charter School (denied by Los Altos Elementary) - K-6 - opened July 2004 	2	0	2
2004	Received three (3) petitions for countywide charter schools <ul style="list-style-type: none"> • Approved Pathfinder Charter School (Grades 9-12) - Opened July 2005 • Denied Ready to Work Independent Study Charter • Denied Ready to Work Independent Study Charter (2nd petition) 	1	2	3
2005	Received two (2) petitions on appeal <ul style="list-style-type: none"> • Approved Leadership Public Schools - Campbell (denied by Campbell Union High School District) - High School (Grades 9-12) - opened July 2006 • Approved Discovery Charter School (denied by Moreland Elementary) - (Grades K-8) opened July 2006 	2	0	5
2006	Received one (1) petition for a countywide charter school: <ul style="list-style-type: none"> • Approved University Preparatory Academy (Grades 7-12) - opened July 2007 Received four petitions on appeal: <ul style="list-style-type: none"> • Approved Rocketship One (Mateo Sheedy) (denied by San José Unified) - Elementary (Grades K-6) opened July 2007 • Denied RAICES College Preparatory (Grades K-6) (denied by Alum Rock) • Denied South Bay Preparatory Academy (Grades 6-12) (denied by Campbell Union High School District) • Denied Community Elementary Charter School (Grades K-5) (denied by Alum Rock) Charter Schools Closed: <ul style="list-style-type: none"> • Pathfinder Charter School: closed January 2007 	2	3	6
2007	Received two (2) petitions on appeal: <ul style="list-style-type: none"> • Approved ACE Charter School (denied by Alum Rock) - Middle School (Grades 5-8) - opened July 2008 • Approved South Bay Preparatory Academy (denied by Campbell Union High School District) (Grades 6-12) - opened July 2009 	2	0	8
2008	Received one (1) petition for countywide charter school: <ul style="list-style-type: none"> • Approved Magnolia Science Academy- Santa Clara (Grades 6-12); opened fall 2010 Received one petition on appeal: <ul style="list-style-type: none"> • Approved Rocketship Two (Sí Se Puede) (denied by Alum Rock) - (Grades K-6) opened 2009 Charter Schools Closed: <ul style="list-style-type: none"> • Leadership Public Schools - Campbell: Closed July 2008 	2	0	9
2009	Received one (1) petition for countywide charter: <ul style="list-style-type: none"> • Approved Rocketship Countywide (Grades K-6); opened first school fall 2010 - five (5) total schools approved Received one petition on appeal: <ul style="list-style-type: none"> • Approved Downtown College Prep (Grades 6-12); (denied by East Side Union High School District) opened fall 2011 	2	0	11
2010	Received two (2) petitions for countywide charters: <ul style="list-style-type: none"> • Approved Flex Academy Silicon Valley (Grades 6-12) opened in fall 2011 • Approved Communitas (Grades 9-12) opened fall 2012 Charter Schools Closed: <ul style="list-style-type: none"> • South Bay Preparatory Academy - Closed summer 2010 	2	0	12

SCCBOE Authorizer Petition History

Year	Charter Petition Activity	Approved	Denied	Total SCCOE Schools
2011	<p>Received twenty (20) petitions for new charter schools:</p> <ul style="list-style-type: none"> • Approved Rocketships Eight (8) – Twenty-Eight (28) (Grades K-6); scheduled to open fall 2013 to fall 2016 (20 total). <p>Received four (4) countywide petitions for sites previously authorized under one countywide charter:</p> <ul style="list-style-type: none"> • Approved Rocketships Four (4) – Seven (7) (Grades K-6) opened fall 2011 and fall 2012 (4 total) <p>Received two petitions on appeal:</p> <ul style="list-style-type: none"> • Approved Summit Public School: Tahoma (Grades 9-12) (denied by East Side Union High School District); opened fall 2012 • Denied American Indian Charter School (denied by San José Unified) 	25	1	37
2012	<p>Received two (2) petitions for countywide charter schools:</p> <ul style="list-style-type: none"> • Denied Discovery II (K-8) • Approved Summit Public School: Denali (Grades 6-12; (located in Fremont Union High School District); opened fall 2013 	1	1	38
2013	<p>Received four (4) petitions on appeal:</p> <ul style="list-style-type: none"> • Approved Discovery II (Grades K-8) (denied by San José Unified); opened fall 2013 • Approved Alpha II (Alpha: José Hernández) (Grades 6-8) (denied by Alum Rock); opened fall 2014 • Denied Morgan Hill Prep (Grades K-8) (denied by Morgan Hill Unified) • Withdrawn by Petitioner – Rocketship Morgan Hill (denied by Morgan Hill Unified) <p>Charter Schools Closed:</p> <ul style="list-style-type: none"> • Communitas – Closed Spring 2013 	2	1	39
2014	<p>Received six (6) petitions on appeal:</p> <ul style="list-style-type: none"> • Approved Renewal Sunrise Middle (Grades 6-8) (denied for renewal by San José Unified); remained open • Approved Rocketship Fuerza (Grades TK-5) (denied by Alum Rock Elementary); opened fall 2014 • Approved Spark Charter School (Grades K-8) (denied by Sunnyvale Elementary); opened fall 2015 • Approved Voices College-Bound Language Academy at Morgan Hill (Grades TK-8) (denied by Morgan Hill Unified); opened fall 2015 • Denied Morgan Hill Prep (Grades TK-8) (denied by Morgan Hill Unified) • Petition withdrawn for Rocketship Morgan Hill (K-5) (denied by Morgan Hill Unified) <p>Withdrawn Charter Schools:</p> <ul style="list-style-type: none"> • Rocketships Eight (8) – Twenty-eight (28) based on settlement 	4	1	23
2015	<p>Received three (3) petitions on appeal:</p> <ul style="list-style-type: none"> • Denied Wei Yu International Charter (K-8) (denied by Moreland School District) (approved by State Board of Education (SBE) in 2016 - closed 2017) • Approved Voices College-Bound Language Academy at Mt. Pleasant (Grades TK-8) (denied by Mount Pleasant Elementary); opened fall 2015 • Denied STEM Academy of Silicon Valley (Grades TK-8) (denied by Santa Clara Unified) <p>Received and approved two (2) petitions for renewal:</p> <ul style="list-style-type: none"> • Silicon Valley Flex, Summit: Tahoma 	1	2	24

SCCBOE Authorizer Petition History

Year	Charter Petition Activity	Approved	Denied	Total SCCOE Schools
2016	<p>Received and approved seven (7) petitions for renewal:</p> <ul style="list-style-type: none"> • Downtown College Prep, ACE Empower Academy, Rocketship Discovery Prep, Bullis Charter School, Rocketship Brilliant Minds, Rocketship Sí Se Puede, Alpha: José Hernández <p>Received three (3) countywide petitions and one (1) SCCOE-dependent petition:</p> <ul style="list-style-type: none"> • Withdrawn by Petitioner - The Legacy Academy Charter School • Approved The Legacy Academy Charter School - opened Aug 2018 • Approved Opportunity Youth Program (SCCOE-Dependent) - opened Aug 2016 • Denied Options for Youth <p>Charter Schools Closed:</p> <ul style="list-style-type: none"> • Silicon Valley Flex: July 2016 • Leadership Public Schools-San José: July 2016 • Magnolia Science Academy-Santa Clara: August 2016 	2	1	23
2017	<p>Received and approved three (3) petitions for renewal:</p> <ul style="list-style-type: none"> • Rocketship Alma, Voices: Morgan Hill, Summit: Denali <p>Received three (3) new petitions on appeal:</p> <ul style="list-style-type: none"> • No Action taken on Promise Academy *(K-12) (denied by San José Unified, approved by State Board of Education as K-8); 2017 failed to open 2019 • Denied Perseverance Preparatory School (5-8) (denied by San José Unified, approved by State Board of Education); opened August 2019 • Denied KIPP East Side High School (9-12) (denied by East Side Union High School District, approved by State Board of Education); opened August 2018 	0	2-1*	23
2018	<p>Received and approved three (3) petitions for renewal:</p> <ul style="list-style-type: none"> • Discovery II, Rocketship Fuerza Community Prep, Sunrise Middle School <p>Received and denied one (1) petition for renewal:</p> <ul style="list-style-type: none"> • Spark Charter (appealed to SBE, denied by SBE) <p>Received one (1) new petition on appeal:</p> <ul style="list-style-type: none"> • Denied Eureka! Inclusive Charter School (TK-8) (denied by San José Unified) <p>Charter Schools Closed:</p> <ul style="list-style-type: none"> • Spark Charter: June 2018 	0	1	21
2019	<p>Received and approved four (4) petitions for renewal:</p> <ul style="list-style-type: none"> • Discovery I, Voices: Mt. Pleasant, Rocketship Mateo Sheedy, University Preparatory Academy <p>Received and conditionally approved one (1) new petition on appeal:</p> <ul style="list-style-type: none"> • Eureka! Inclusive Charter School (TK-8) (denied by San José Unified) (Eureka! did not meet conditions-denial) <p>Received and approved one (1) petition for renewal on appeal:</p> <ul style="list-style-type: none"> • Alpha: Cornerstone Academy Preparatory (TK-8) (denied by Franklin-McKinley) <p>Charter Schools Closed:</p> <ul style="list-style-type: none"> • The Legacy Academy: March 15, 2019 	2	1	21
2020	<p>Received and approved six (6) petitions for renewal:</p> <ul style="list-style-type: none"> • Rocketship Los Sueños • Rocketship Rising Stars • Rocketship Discovery Prep • ACE Empower Academy • Downtown College Prep - Alum Rock • Summit: Tahoma 	0	0	22

SCCBOE Authorizer Petition History

Year	Charter Petition Activity	Approved	Denied	Total SCCOE Schools
2021	Recieved and approved one (1) petition for renewal: <ul style="list-style-type: none"> Opportunity Youth Academy 	0	0	22
2022	No new or renewal petitions received due to two-year extension of charter terms for any charter term expiring between January 1, 2022 and June 30, 2025.	0	0	22
2023	No new or renewal petitions received due to two-year extension of charter terms for any charter term expiring between January 1, 2022 and June 30, 2025. Charter Schools Closed: <ul style="list-style-type: none"> Summit: Denali - June 2023 	0	0	22
2024 (Jan-June)	No new or renewal petitions received due to one-year extension of charter terms for any charter term expiring between January 1, 2024 and June 30, 2027, inclusive.	0	0	21

SCCBOE Petition History Summary

2003-24

Total Initial Petitions Reviewed	72
Total Approved	52
Total Denied	16
Total Withdrawn	3
Total No Action	1
Total Schools Closed	9
Total Schools Not Opened	15
Total Schools Lapsed	6
Total Revoked	0
Total Currently Active	21

Source: Santa Clara County Office of Education (2024).

Board Meeting agendas, minutes and recordings found at <http://www.sccoe.org/countyboard>

Selected Text from Charter School Related *Education Code*

Legislative Intent

The provisions enabling charter schools in California were established by the "Charter Schools Act of 1992." The legislative intent is defined in Education Code 47601. The following includes direct quotes, summaries, and explanations of pertinent sections of the Charter School Act.

Education Code 47601

It is the intent of the Legislature, in enacting this part, to provide opportunities for teachers, parents, pupils, and community members to establish and maintain schools that operate independently from the existing school district structure, as a method to accomplish all of the following:

- (a) Improve pupil learning.
- (b) Increase learning opportunities for all pupils, with special emphasis on expanded learning experiences for pupils who are identified as academically low achieving.
- (c) Encourage the use of different and innovative teaching methods.
- (d) Create new professional opportunities for teachers, including the opportunity to be responsible for the learning program at the school site.
- (e) Provide parents and pupils with expanded choices in the types of educational opportunities that are available within the public school system.
- (f) Hold the schools established under this part accountable for meeting measurable pupil outcomes, and provide the schools with a method to change from rule-based to performance-based accountability systems.
- (g) Provide vigorous competition within the public school system to stimulate continual improvement.

Nonsectarian, non-discriminatory, no tuition

Charter schools are free public schools and are required to be nonsectarian and are prohibited from engaging in discriminatory practices as defined by law and cannot charge tuition. These provisions are found in Education Code 47605(e).

Education Code 47605(e)

In addition to any other requirement imposed under this part, a charter school shall be nonsectarian in its programs, admission policies, employment practices, and all other operations, shall not charge tuition, and shall not discriminate against any pupil on the basis of the characteristics listed in Section 220.

Charter Petition Review and Approval or Denial

The provisions regarding charter petition review and decisions are found in Education Code 47605(c) (1-8). These provisions state the legislative intent that "the establishment of charter schools should be encouraged" and require the finding of one or more factors in order to deny a charter petition. In order to deny a petition, the authorizing board must find one or more of the following facts:

- The charter school presents an unsound educational program for the pupils to be enrolled in the charter school.

Selected Text from Charter School Related *Education Code*

- The petitioners are demonstrably unlikely to successfully implement the program set forth in the petition.
 - The petition does not contain the number of signatures required.
 - The petition does not contain an affirmation of each of the required conditions.
 - The petition does not contain a declaration of whether or not the charter school shall be deemed the exclusive public employer of the employees of the charter school for purposes of EERA (Educational Employee Relations Act) (Chapter 10.7 (commencing with Section 3540) of Division 4 of Title 1 of the Government Code).
 - The charter school is demonstrably unlikely to serve the interests of the entire community in which the school is proposing to locate. Analysis of this shall include consideration of the fiscal impact of the proposed charter school. A finding under this section requires specific facts and circumstances showing:
 - a. The extent to which the proposed charter school would substantially undermine the existing services, academic offerings, or programmatic offerings of the district.
 - b. Whether the proposed charter school would duplicate an existing program currently offered and the existing program has sufficient capacity to meet the needs of the pupils the charter school was proposing to serve.
 - The school district is not positioned to absorb the fiscal impact of the proposed charter school.
 - The petition does not contain reasonably comprehensive descriptions of the required elements (see A-O).
- (A) (i) The educational program of the charter school, designed, among other things, to identify those whom the school is attempting to educate, what it means to be an “educated person” in the 21st century, and how learning best occurs. The goals identified in that program shall include the objective of enabling pupils to become self-motivated, competent, and lifelong learners.
- (ii) The annual goals for the charter school, for all pupils and for each subgroup of pupils identified pursuant to Section 52052, to be achieved in the state priorities, as described in subdivision (d) of Section 52060, that apply for the grade levels served, by the charter school, and specific annual actions to achieve those goals. A charter petition may identify additional school priorities, the goals for the school priorities, and the specific annual actions to achieve those goals.
- (iii) If the proposed school will serve high school pupils, the manner in which the charter school will inform parents about the transferability of courses to other public high schools and the eligibility of courses to meet college entrance requirements. Courses offered by the charter school that are accredited by the Western Association of Schools and Colleges may be considered transferable and courses approved by the University of California or the California State University as creditable under the “A” to “G” admissions criteria may be considered to meet college entrance requirements.
- (B) The measurable pupil outcomes identified for use by the charter school. “Pupil outcomes,” for purposes of this part, means the extent to which all pupils of the school demonstrate that they have attained the skills, knowledge, and attitudes specified as goals in the school’s educational program. Pupil outcomes shall include outcomes that address increases in pupil academic achievement both schoolwide and for all groups of pupils served by the charter school, as that term is defined in

Selected Text from Charter School Related *Education Code*

subdivision (a) of Section 52052. The pupil outcomes shall align with the state priorities, as described in subdivision (d) of Section 52060, that apply for the grade levels served, or the nature of the program operated, by the charter school.

- (C) The method by which pupil progress in meeting those pupil outcomes is to be measured. To the extent practicable, the method for measuring pupil outcomes for state priorities shall be consistent with the way information is reported on a school accountability report card.
- (D) The governance structure of the school, including, but not limited to, the process to be followed by the school to ensure parental involvement.
- (E) The qualifications to be met by individuals to be employed by the charter school.
- (F) The procedures that the charter school will follow to ensure the health and safety of pupils and staff. These procedures shall include:
 - (i) the requirement that each employee of the school furnish it with a criminal record summary as described in Section 44237.
 - (ii) the development of a safety plan which shall include the safety topics listed in (A) to (J) in Education Code 32282(a).
 - (iii) The school safety plan be reviewed and updated by March 1 of every year by the charter school.
- (G) The means by which the school will achieve a balance of racial and ethnic pupils, special education pupils, and English Learner pupils, including redesignated fluent English proficient pupils, that is reflective of the general population residing within the territorial jurisdiction of the school district to which the charter petition is submitted.
- (H) Admission policies and procedures, consistent with subdivision (e).
- (I) The manner in which annual, independent financial audits shall be conducted, which shall employ generally accepted accounting principles, and the manner in which audit exceptions and deficiencies shall be resolved to the satisfaction of the chartering authority.
- (J) The procedures by which pupils can be suspended or expelled from the charter school for disciplinary reasons or otherwise involuntarily removed from the charter school for any reason. These procedures, at a minimum, shall include an explanation of how the charter school will comply with federal and state constitutional procedural and substantive due process requirements that is consistent with all of the following:
 - (i) For suspensions of fewer than 10 days, provide oral or written notice of the charges against the pupil and, if the pupil denies the charges, an explanation of the evidence that supports the charges and an opportunity for the pupil to present his or her side of the story.
 - (ii) For suspensions of 10 days or more and all other expulsions for disciplinary reasons, both of the following:
 - (I) Provide timely, written notice of the charges against the pupil and an explanation of the pupil's basic rights.

Selected Text from Charter School Related *Education Code*

- (II) Provide a hearing adjudicated by a neutral officer within a reasonable number of days at which the pupil has a fair opportunity to present testimony, evidence, and witnesses and confront and cross-examine adverse witnesses, and at which the pupil has the right to bring legal counsel or an advocate.
- (iii) Contain a clear statement that no pupil shall be involuntarily removed by the charter school for any reason unless the parent or guardian of the pupil has been provided written notice of intent to remove the pupil no less than five schooldays before the effective date of the action. The written notice shall be in the native language of the pupil or the pupil's parent or guardian or, if the pupil is a foster child or youth or a homeless child or youth, the pupil's educational rights holder, and shall inform him or her of the right to initiate the procedures specified in clause (ii) before the effective date of the action. If the pupil's parent, guardian, or educational rights holder initiates the procedures specified in clause (ii), the pupil shall remain enrolled and shall not be removed until the charter school issues a final decision. For purposes of this clause, "involuntarily removed" includes disenrolled, dismissed, transferred, or terminated, but does not include suspensions specified in clauses (i) and (ii).
- (K) The manner by which staff members of the charter schools will be covered by the State Teachers' Retirement System, the Public Employees' Retirement System, or federal social security.
- (L) The public school attendance alternatives for pupils residing within the school district who choose not to attend charter schools.
- (M) The rights of any employee of the school district upon leaving the employment of the school district to work in a charter school, and of any rights of return to the school district after employment at a charter school.
- (N) The procedures to be followed by the charter school and the entity granting the charter to resolve disputes relating to provisions of the charter.
- (O) The procedures to be used if the charter school closes. The procedures shall ensure a final audit of the school to determine the disposition of all assets and liabilities of the charter school, including plans for disposing of any net assets and for the maintenance and transfer of pupil records.

Charter Petition Denial and Appeal

Charter petitions that are denied can be appealed. Petitions denied by a local school board can be submitted on appeal to the County Board of Education and petitions denied by the County Board of Education can be submitted on appeal to the State Board of Education, only if there is an abuse of discretion by the County Board of Education. These provisions are found in Education Code 47605(k).

Education Code 47605(k)

If the governing board of a school district denies a petition, the petitioner may elect to submit the petition for the establishment of a charter school to the County Board of Education within 30 days. At the same time the petition is submitted to the County Board, the petitioner shall also provide a copy of the petition to the school district. The County Board of Education shall review the petition pursuant to subdivisions (b) and (c).

Selected Text from Charter School Related *Education Code*

If the petition submitted on appeal contains new or different material terms, the County Board shall immediately remand the petition back to the governing board of the school district for reconsideration, the petitioner may resubmit to the County Board of Education for establishment of the charter. If the petitioner elects to submit a petition for establishment of a charter school to the County Board of Education and the County Board of Education denies the petition, the petitioner may file a petition for establishment of a charter school with the State Board of Education, and the state board may approve the petition, in accordance with Education Code 47605(b), however, the State Board will not become the charter school's authorizer.

Petitions to the County Board of Education

Charter petitions may be submitted directly to the County Board of Education for charter schools that propose to serve student for whom the county office of education would otherwise be responsible for serving ("county-like") or for a charter school that would offer services that could not be provided by a charter school that operates in only one school district in the county. These provisions are found in Education Code sections 47605.5 and 47605.6

Education Code 47605.5

A petition may be submitted directly to a county board of education in the same manner as set forth in Section 47605 for charter schools that will serve pupils for whom the county office of education would otherwise be responsible for providing direct education and related services. Any denial of a petition shall be subject to the same process for any other county board of education denial of a charter school petition pursuant to this part.

Education Code 47605.6

- (a) (1) In addition to the authority provided by Section 47605.5, a county board of education may also approve a petition for the operation of a charter school that operates at one or more sites within the geographic boundaries of the county and that provides instructional services that are not generally provided by a county office of education. A county board of education may approve a countywide charter only if it finds, in addition to the other requirements of this section, that the educational services to be provided by the charter school will offer services to a pupil population that will benefit from those services and that cannot be served as well by a charter school that operates in only one school district in the county. A petition for the establishment of a countywide charter school pursuant to this subdivision may be circulated throughout the county by any one or more persons seeking to establish the charter school.
- (b) No later than 60 days after receiving a petition, the county board of education shall hold a public hearing on the provisions of the charter, at which time the county board of education shall consider the level of support for the petition by teachers, parents or guardians, and the school districts where the charter school petitioner proposes to place the school facilities. Following review of the petition and the public hearing, the county board of education shall either grant or deny the charter within 90 days of receipt of the petition. However, this date may be extended for an additional 30 days if both parties agree to the extension. A county board of education may impose any additional requirements beyond those required by this section that it considers necessary for the sound operation of a countywide charter school. A county board of education may grant a charter for the operation of a school under this

Selected Text from Charter School Related *Education Code*

part only if the board is satisfied that granting the charter is consistent with sound educational practice and that the charter school has reasonable justification for why it could not be established by petition to a school district pursuant to Education Code Section 47605. The county board of education shall deny a countywide petition for approval if the board finds one or more of the following:

- (1) The charter school presents an unsound educational program for the pupils to be enrolled in the charter school.
- (2) The petitioners are demonstrably unlikely to successfully implement the program set forth in the petition.
- (3) The petition does not contain the number of signatures required by subdivision (a).
- (4) The petition does not contain an affirmation of each of the conditions described in subdivision (d).
- (5) The petition does not contain reasonably comprehensive descriptions of all of the charter elements.
- (6) A declaration of whether or not the charter school shall be deemed the exclusive public school employer of the employees of the charter school for purposes of the Educational Employment Relations Act (Chapter 10.7 (commencing with Section 3540) of Division 4 of Title 1 of the Government Code).
- (7) Any other basis that the county board of education finds justifies the denial of the petition.

Charter Renewal

The terms of a charter and charter renewal are covered in Education Code 47607(b)-(c) and (e) and 47607.2. A charter may be initially granted for a period of up to five years, and may be renewed at the end of that term. Each renewal shall be for a period of up to five years and may be renewed at the end of that term. The California legislature has identified specific academic criteria that must be satisfied in order for a charter to be reviewed. These criteria are found in Education Code 47607 and 47607.2.

Education Code 47607

- (b) Renewals and material revisions of charters are governed by the standards and criteria described in Section 47605, and shall include, but not be limited to, a reasonably comprehensive description of any new requirement of charter schools enacted into law after the charter was originally granted or last renewed.
- (c)
 - (1) As an additional criterion for determining whether to grant a charter renewal, the chartering authority shall consider the performance of the charter school on the state and local indicators included in the evaluation rubrics adopted pursuant to Section 52064.5.
 - (2) (A) The chartering authority shall not deny renewal for a charter school pursuant to this subdivision if either of the following apply for two consecutive years immediately preceding the renewal decision:
 - (i) The charter school has received the two highest performance levels schoolwide on all the state indicators included in the evaluation rubrics adopted pursuant to Section 52064.5 for which it receives performance levels.

Selected Text from Charter School Related *Education Code*

- (ii) For all measurements of academic performance, the charter school has received performance levels schoolwide that are the same or higher than the state average and, for a majority of subgroups performing statewide below the state average in each respective year, received performance levels that are higher than the state average.
 - (iii) Notwithstanding clauses (i) and (ii), a charter school eligible for technical assistance pursuant to Section 47607.3 shall not qualify for renewal under this paragraph.
 - (iv) A charter school that meets the criteria established by this paragraph and subdivision (a) of Section 47607.2 shall not qualify for treatment under this paragraph.
- (B) The chartering authority that granted the charter may renew a charter pursuant to this paragraph for a period of between five and seven years:
- (C) A charter that satisfies the criteria in subparagraph (A) shall only be required to update the petition to include a reasonably comprehensive description of any new requirement of charter schools enacted into law after the charter was originally granted or last renewed and as necessary to reflect the current program offered by the charter.
- (3) For purposes of this section and Section 47607.2, "measurements of academic performance" means indicators included in the evaluation rubrics adopted pursuant to Section 52064.5 that are based on statewide assessments in the California Assessment of Student Performance and Progress system, or any successor system, the English Language Proficiency Assessments for California, or any successor system, and the college and career readiness indicator.
- (4) For purposes of this section and Section 47607.2, "subgroup" means numerically significant pupil subgroups as defined in paragraph (1) of subdivision (a) of Section 52052.
- (5) To qualify for renewal under clause (i) of subparagraph (A) of paragraph (2), subparagraph (A) of paragraph (1) of subdivision (a) of Section 47607.2, or paragraph (2) of subdivision (a) of Section 47607.2, the charter school shall have schoolwide performance levels on at least two measurements of academic performance per year in each of the two consecutive years immediately preceding the renewal decision. To qualify for renewal under clause (ii) of subparagraph (A) of paragraph (2), subparagraph (B) of paragraph (1) of subdivision (a) of Section 47607.2, the charter school shall have performance levels on at least two measurements of academic performance for at least two subgroups. A charter school without sufficient performance levels to meet these criteria shall be considered under subdivision (b) of Section 47607.2.
- (6) For purposes of this section and Section 47607.2, if the dashboard indicators are not yet available for the most recently completed academic year before renewal, the chartering authority shall consider verifiable data provided by the charter school related to the dashboard indicators, such as data from the California Assessment of Student Performance and Progress, or any successor system, for the most recent academic year.
- (e) Notwithstanding subdivision (c) and subdivisions (a) and (b) of Section 47607.2, the chartering authority may deny renewal of a charter school upon finding that the school is demonstrably unlikely to successfully implement the program set forth in the petition due to substantial fiscal or governance

Selected Text from Charter School Related *Education Code*

factors or is not serving all the pupils who wish to attend as documented pursuant to subdivision (d). The chartering authority may deny renewal of a charter school under this subdivision only after it has provided at least 30 days' notice to the charter school of the alleged violation and provided the charter school with a reasonable opportunity to cure the violation, including a corrective action plan proposed by the charter school. The chartering authority may deny renewal only by making either of the following findings:

1. The corrective action proposed by the charter school has been unsuccessful.
2. The violations are sufficiently severe and pervasive as to render a corrective action plan unviable.

Education Code 47607.2

- (a) (1) The chartering authority shall not renew a charter if either of the following apply for two consecutive years immediately preceding the renewal decision.
- (A) The charter school has received the two lowest performance levels schoolwide on all the state indicators included in the evaluation rubrics adopted pursuant to Section 52064.5 for which it receives performance levels.
- (B) For all measurements of academic performance, the charter school has received performance levels schoolwide that are lower than the state average and, for a majority of subgroups performing statewide below the state average and, for a majority of subgroups performing statewide below the state average in each respective year, received performance levels that are lower than the state average.
- (3) The chartering authority shall consider the following factors, and may renew a charter that meets the criteria in paragraph (1) only upon making both of the following written factual findings, specific to the particular petition, setting forth specific facts to support findings:
- (A) The charter school is taking meaningful steps to address the underlying cause or causes of low performance, and those steps are reflected, or will be reflected, in a written plan adopted by the governing body of the charter school.
- (B) There is clear and convincing evidence showing either of the following:
- (i) The school achieved measurable increases in academic achievement, as defined by at least one year's progress for each year in school.
- (ii) Strong postsecondary outcomes, as defined by college enrollment, persistence, and completion rates equal to peers.
- (4) Verified data, as described in subdivision (c), shall be considered by the chartering authority until June 30, 2025, for a charter school pursuant to this subdivision, operating on or before 2020, only for the school's next two subsequent renewals.
- (5) For a charter renewed pursuant to this subdivision, the chartering authority may grant renewal for a period of two years.

Selected Text from Charter School Related *Education Code*

- (b) (1) For charters which the paragraph (2) of subdivision (c) of Section 47607 and subdivision (a) of Section 47607.2 do not apply, the chartering authority shall consider the schoolwide performance and performance of all subgroups of pupils served by the charter school on the state indicators included in the evaluation rubrics adopted pursuant to Section 52064.5 and the performance of the charter school on the local indicators included in the evaluation rubrics adopted pursuant to Section 52064.5.
- (2) The chartering authority shall provide greater weight to performance on measurements of academic performance in determining whether to grant a charter renewal.
- (3) In addition to the state and local indicators, the chartering authority shall consider clear and convincing evidence showing either of the following:
 - (A) The school has achieved measurable increases in academic achievement, as defined by at least one year's progress for each year in school.
 - (B) Strong postsecondary outcomes, as defined by college enrollment, persistence, and completion rates equal to similar peers.
- (6) The chartering authority may deny a charter renewal pursuant to this subdivision only upon making written findings, that the charter school has failed to meet or make sufficient progress towards meeting standards that provide a benefit to the pupils of the school, that closure of the charter school is in the best interest of pupils and, if applicable pursuant to paragraphs (2) and (3), that its decision provided greater weight to performance on measurements of academic performance.
- (7) For a charter renewed pursuant to this subdivision, the chartering authority shall grant a renewal for a period of five years.

Acronyms

ADA Average Daily Attendance	MSD Moreland School District
ARUSD . . . Alum Rock Union School District	K Kindergarten
CAASPP . . . California Assessment of Student Performance and Progress	LCAP Local Control Accountability Plan
CDE California Department of Education	LCFF Local Control Funding Formula
CMO Charter Management Organization	LEA Local Educational Agency
COE County Office of Education	OYA Opportunity Youth Academy
COVID-19 . . Coronavirus Disease 2019	N/A Not Applicable
DCP Downtown College Preparatory	PERS Public Employee Retirement System
EC Education Code	SBAC Smarter Balanced Assessment Consortium
EL English Learner	SBE State Board of Education
ELA English Language Arts	SED Socioeconomically Disadvantaged
ELD English Language Development	SELPA Special Education Local Plan Area
ESUHSD . . . East Side Union High School District	SCCBOE . . . Santa Clara County Board of Education
FMUSD Franklin-McKinley School District	SCCOE Santa Clara County Office of Education
FRL Free and Reduced Lunch	SJUSD San José Unified School District
FTE Full-Time Equivalent	SPED Special Education
IEP Individual Education Plan	STRS State Teacher Retirement System
GRAD Graduation	SWD Students with Disabilities
LASD Los Altos School District	TK Transitional Kindergarten
MHUSD Morgan Hill Unified School District	UPA University Preparatory Academy
MPESD Mt. Pleasant Elementary School District	

Informational Sources

The SCCOE Charter Schools Department references many information sources in the 2023-24 Annual Charter School Data Book. These sources (listed below) include charter schools self-reported information, individual charter school financial audits, government and educational sources, SCCBOE meeting agendas, minutes, and various websites.

Charter Schools

(FY 2022-23 Financial Audits and self-reported data as of February 1, 2024)

- ACE Empower Academy
- Alpha: Cornerstone Academy Preparatory
- Alpha: José Hernández
- Bullis Charter School (North/South)
- Downtown College Prep - Alum Rock (Middle/High)
- Discovery Charter I (Phoenix)
- Discovery Charter II (Falcon)
- Opportunity Youth Academy
- Rocketship Academy for Brilliant Minds
- Rocketship Alma Academy
- Rocketship Discovery Prep
- Rocketship Fuerza Community Prep
- Rocketship Los Sueños Academy
- Rocketship Mateo Sheedy Elementary
- Rocketship Rising Stars Academy
- Rocketship Sí Se Puede Academy
- Summit Public School: Tahoma
- Sunrise Middle School
- University Preparatory Academy Charter
- Voices College-Bound Language Academy at Morgan Hill
- Voices College-Bound Language Academy at Mt. Pleasant

Educational Sources

(Not all sources offer public access)

- 2019-20 Dataquest
<http://dq.cde.ca.gov/dataquest>
- 2020-21 Dataquest
<http://dq.cde.ca.gov/dataquest>
- 2021-22 Dataquest
<http://dq.cde.ca.gov/dataquest>
- 2022-23 Dataquest
<http://dq.cde.ca.gov/dataquest>
- California Assessment of Students Performance and Progress (CAASPP) Results
<https://caaspp-elpac.cde.ca.gov/caaspp/>
- California Department of Education (CDE)
<https://cde.ca.gov>
- California School Dashboard
<https://www.caschooldashboard.org/#/Home>
- Santa Clara County Board of Education Meeting Minutes
<https://go.boarddocs.com/ca/sccoe/Board.nsf/Public>
- Santa Clara County Office of Education Website
<https://www.sccoe.org>

Acknowledgements

The SCCOE Charter Schools Department is grateful for the contributions from the SCCBOE-authorized charter schools, SCCOE employees, and the Santa Clara County Board of Education (SCCBOE). Assistance from each of these educational partners has made the 2023-24 Annual Charter Schools, Data Book possible. We would also like to acknowledge their dedication to all the children of Santa Clara County and their education.

Special recognition goes to the following:

- Santa Clara County Board of Education
- Dr. Mary Ann Dewan, Superintendent of Schools
- Susan Ady, SCCOE Director of District Business Services
- SCCOE Business, Facilities & Operations Division
- SCCOE Media & Communications Department
- SCCOE Print Shop
- SCCOE Special Education Department

The Charter Schools Department is grateful to the SCCBOE-authorized charter schools for their assistance in compiling the data for this book.

- ACE Empower Academy
- Alpha: Cornerstone Preparatory Academy
- Alpha: José Hernández
- Bullis Charter School (North/South)
- Downtown College Prep - Alum Rock (Middle/High)
- Discovery Charter I (Phoenix)
- Discovery Charter II (Falcon)
- Opportunity Youth Academy
- Rocketship Academy for Brilliant Minds
- Rocketship Alma Academy
- Rocketship Discovery Prep
- Rocketship Fuerza Community Prep
- Rocketship Los Sueños Academy
- Rocketship Mateo Sheedy Elementary
- Rocketship Rising Stars Academy
- Rocketship Sí Se Puede Academy
- Summit Public School: Tahoma
- Sunrise Middle School
- University Preparatory Academy Charter
- Voices College-Bound Language Academy at Morgan Hill
- Voices College-Bound Language Academy at Mt. Pleasant

2023-24 SCCOE Charter Schools Directory

ACE EMPOWER ACADEMY

625 South Sunset Avenue
San José, CA 95116
Phone: 408-729-3920
Michelle Williams, Principal
www.acecharter.org

ALPHA: CORNERSTONE ACADEMY PREPARATORY

1598 Lucretia Avenue
San José, CA 95122
Phone: 408-361-3876
Fallon Housman, Principal
www.alphapublicschools.org

ALPHA: JOSÉ HERNÁNDEZ

1601 Cunningham Avenue
San José, CA 95122
Phone: 408-780-1550
Julianna Parra, Principal
www.alphapublicschools.org

BULLIS CHARTER SCHOOL

North Campus
102 West Portola Avenue
Los Altos, CA 94022
Jessica Morgan, Principal (Elementary School)
Dr. Keri Montesino-Stewart, Principal (Middle School)

South Campus
1124 Covington Road
Los Altos, CA 94022
Phone: 650-947-4100
Lisa Stone, Principal (Elementary School)
Maureen Israel, Superintendent/Principal
www.bullischarterschool.com

DISCOVERY CHARTER SCHOOL I (PHOENIX)

4021 Teale Avenue
San José, CA 95117
Phone: 408-243-9800
Carol Bauerle, Principal
Lety Villa, Executive Director
www.discoveryk8.org

DISCOVERY CHARTER SCHOOL II (FALCON)

762 Sunset Glen Drive
San José, CA 95123
Phone: 408-300-1358
Karla Lund, Principal
Lety Villa, Executive Director
www.discoveryk8.org

DOWNTOWN COLLEGE PREP (DCP) ALUM ROCK

9-12 Building: 1776 Educational Park Drive, Building H
San José, CA 95122
Phone: 408-384-4554
Joyce Davis, Principal

6-8 Building: 2800 Ocala Road
San José, CA 95148
Phone: 408-942-7000
Jose Zavala, Principal
www.dcp.org

OPPORTUNITY YOUTH ACADEMY (OYA)

OYA Sobrato
512 Valley Way
Milpitas, CA 95035

OYA South County
930 Wren Avenue
Gilroy, CA 95020

OYA The Hub
591 North King Road, Suite 1
San José, CA 95133

OYA Washington
921 S. First Street, Suite B
San José, CA 95110

OYA ConXion
749 Story Road, Suite 10
San José, CA 95122

OYA Snell
3550 Snell Avenue
San José, CA 95136
Katherine Everett, Principal
<http://www.sccoe.org/depts/students/oya>

ROCKETSHIP ALMA ACADEMY

198 West Alma Avenue
San José, CA 95110
Phone: 408-931-6838
Abel Ibarra, Principal
www.rsed.org/alma

ROCKETSHIP ACADEMY FOR BRILLIANT MINDS

2962 Story Road
San José, CA 95127
Phone: 408-708-5650
Lisa Greene, Principal
www.rsed.org/brilliantminds

ROCKETSHIP DISCOVERY PREP

370 Wooster Avenue
San José, CA 95116
Phone: 408-217-8951
Ayesha Doster, Principal
www.rsed.org/discoveryprep

ROCKETSHIP FUERZA COMMUNITY PREP

70 South Jackson Avenue
San José, CA 95116
Phone: 408-708-5744
Riley St. Marie, Principal
www.rsed.org/fuerza

ROCKETSHIP LOS SUEÑOS ACADEMY

331 South 34th Street
San José, CA 95116
Phone: 408-684-4028
Gabriela Gordon, Principal
www.rsed.org/lossuenos

ROCKETSHIP MATEO SHEEDY

788 Locust Street
San José, CA 95110
Phone: 408-286-3330
Courtney English, Principal
www.rsed.org/mateosheedy

ROCKETSHIP RISING STARS ACADEMY

3172 Senter Road
San José, CA 95111
Alberto Perez, Principal
www.rsed.org/risingstars

ROCKETSHIP SÍ SE PUEDE ACADEMY

2249 Dobern Avenue
San José, CA 95116
Phone: 408-824-5180
Danisha West, Principal
www.rsed.org/sisepuede

SUMMIT PUBLIC SCHOOL: TAHOMA

14271 Story Road
San José, CA 95127
Phone: 408-729-1981
Jonathan Stewart, Executive Director
<http://tahoma.summitps.org>

SUNRISE MIDDLE SCHOOL

1149 East Julian Street, Building G
San José, CA 95116
Phone: 408-659-4785
Teresa Robinson, Director
www.sunrisemiddle.org

UNIVERSITY PREPARATORY ACADEMY

2315 Canoas Garden Avenue
San José, CA 95125
Phone: 408-723-1839
David Porter, Executive Director
www.upasv.org

VOICES COLLEGE-BOUND LANGUAGE ACADEMY AT MORGAN HILL

16870 Murphy Avenue/17000 Monterey Road/17720 Peak Avenue
Morgan Hill, CA 95037
Phone: 408-791-1700
Vicky Lopez, Principal
<http://voicesacademies.org>

VOICES COLLEGE-BOUND LANGUAGE ACADEMY AT MT. PLEASANT

14271 Story Road
San José, CA 95127
Phone: 408-571-6404
Mari DeGuitierrez, Principal
<http://voicesacademies.org>



Santa Clara County
Office of Education



2023-2024
**Annual Charter
Schools Data Book**

Charter Schools Department

Mefula Fairley
Executive Director

Michelle Johnson, Ed.D.
Associate Director

Matt Daugherty
Administrator

Shallu Sharma
Financial Administrator

Cynthia Tapia
Financial Administrator

Justin Fallon
Administrative Assistant IV



Santa Clara County Office of Education • 1290 Ridder Park Drive • San José, CA 95131-2304
Phone: (408) 453-6500 • www.sccoe.org