


Annual Charter Schools Data Book

2024-2025

Charter Schools Department

Office of the Superintendent

SCCBOE Charter Schools Snapshot



For the current school year (2024-25), the SCCBOE reviewed five charter petitions and renewed all five. The petitions were renewed under the performance category system set in place in 2020 by Assembly Bill 1505. The SCCBOE authorized a five-year renewal for one high-performing charter school, a two-year renewal for one low-performing charter school, and five-year renewals for three middle-performing charter schools. The SCCBOE did not receive petitions for new charter schools in 2024-25.

21 Charter Schools 9,272 Students Enrolled

Authorized Grade Level

1	TK-4
7	TK-5
6	TK-8
1	K-8
2	5-8
1	6-8
1	7-12
2	9-12

4.4%	African American
22.1%	Asian
59.3%	Hispanic
7.0%	White
36.1%	English Learners
57.2%	Socioeconomically Disadvantaged

Total Charter School Revenues \$201,061,854**

Total Charter School Expenditures \$186,152,336**

Source: 2023-24 California Department of Education, available at <http://dq.cde.ca.gov/dataquest>

** Refer to chart on page 16 "2022-23 School Financial Status"

Santa Clara County Board of Education



Maimona Afzal Berta
Board President

Area 6: Alum Rock, Mt. Pleasant, and Franklin-McKinley and corresponding portion of East Side Union High school districts and a small portion of San José Unified and Evergreen School District



Victoria Chon
Board Vice President

Area 5: Majority portion of Santa Clara Unified, Milpitas Unified, Orchard, Berryessa Union, and corresponding portion of East Side Union High school districts



Raeena Lari
Board Member

Area 7: Morgan Hill Unified, Gilroy Unified, Evergreen, and a portion of Oak Grove and corresponding portion of East Side Union High school districts



Jorge Pacheco Jr.
Board Member

Area 4: Majority portion of San José Unified, a portion of Oak Grove and corresponding portion of East Side Union High school districts



Don Rocha
Board Member

Area 3: Cambrian, Campbell Union, Luther Burbank, Moreland, Union and Campbell Union High school districts and a small portion of San José Unified and Santa Clara Unified



Jessica Speiser
Board Member

Area 1: Palo Alto Unified, Los Altos, Mountain View Whisman, Mountain View-Los Altos Union High school districts and a majority portion of Sunnyvale school district and the corresponding portions of Fremont Union High school district



Tara Sreekrishnan
Board Member

Area 2: Cupertino Union, Lakeside Joint Union, Loma Prieta Joint Union, Los Gatos Union, Saratoga Union, and Los Gatos-Saratoga Joint Union High school districts and small portions of Santa Clara Unified, Morgan Hill Unified, Sunnyvale School, and Union school districts, and corresponding portions of Fremont Union High and Campbell Union High school districts.



A Message from the Santa Clara County Board of Education and the County Superintendent of Schools

The County Superintendent of Schools and President of the Santa Clara County Board of Education (SCCBOE) are pleased to present the 2024–25 edition of the Annual Charter School Data Book. This twelfth edition offers key data and information about the 21 public charter schools authorized by the SCCBOE, which collectively serve more than 9,000 students. These schools represent nearly one-third of all charter school students in Santa Clara County and approximately four percent of the county's total public school enrollment of 222,000 students.


Since the passage of the California Charter Schools Act in 1992, county boards of education have held the authority to approve or deny charter school petitions on appeal, authorize countywide benefit charter schools, and make renewal decisions. In Santa Clara County, the SCCBOE carries out these responsibilities with a strong commitment to accountability, transparency, and collaboration with charter school operators.

Following a three-year pause in renewal decisions due to the disruption of statewide student assessments during the COVID-19 pandemic, the SCCBOE resumed the renewal process in 2024–25. During this period, five charter schools were successfully renewed, and we anticipate reviewing two additional renewal petitions in 2025–26.

This Data Book includes data from the California Department of Education (CDE) and data directly from the charter schools themselves. It is designed to support informed oversight, continuous improvement, and a shared understanding of student outcomes and school performance.

We value the ongoing partnership between the Santa Clara County Office of Education (SCCOE), the SCCBOE, and our authorized charter schools. Together, we are dedicated to ensuring every student has access to a high-quality public education that meets their needs and prepares them for future success.

Sincerely,



Dr. David M. Toston, Sr.
County Superintendent of Schools



Maimona Afzal Berta
President
County Board of Education

Contents

SCCBOE Charter Schools Snapshot	2
Santa Clara County Enrollment	6
Charter School Enrollment.	7
Charter School Demographics.	8
Santa Clara County District Demographics	9
Student Performance	10
2023-24 California School Dashboard Charter Information.	12
2023-24 California School Dashboard District Information	13
Special Education: Students with Individualized Education Plans (IEPs)	14
Charter School Suspension & Expulsion Report	15
2023-24 Charter School Financial Status	16
Charter School Teacher Credentials	17
ACE Empower Academy	18
Alpha: Cornerstone Academy Preparatory	20
Alpha: José Hernández	22
Bullis Charter School.	24
Discovery Charter School I (Phoenix)	26
Discovery Charter School II (Falcon).	28
Downtown College Prep (DCP) - Alum Rock	30
Opportunity Youth Academy (OYA)	32
Rocketship Alma Academy	34
Rocketship Academy for Brilliant Minds.	36
Rocketship Discovery Prep	38
Rocketship Fuerza Community Prep	40
Rocketship Los Sueños Academy	42
Rocketship Mateo Sheedy	44
Rocketship Rising Stars Academy	46
Rocketship Sí Se Puede	48
Summit Public School: Tahoma	50
Sunrise Middle School	52
University Preparatory Academy Charter	54
Voices College-Bound Language Academy at Morgan Hill	56
Voices College-Bound Language Academy at Mt. Pleasant	58
SCCBOE Authorizer Petition History	60
Selected Text From Charter School-Related Education Codes	64
Acronyms	73
Informational Sources	74
Acknowledgements	75
2024-25 SCCOE Charter Schools Directory	76

Santa Clara County Enrollment

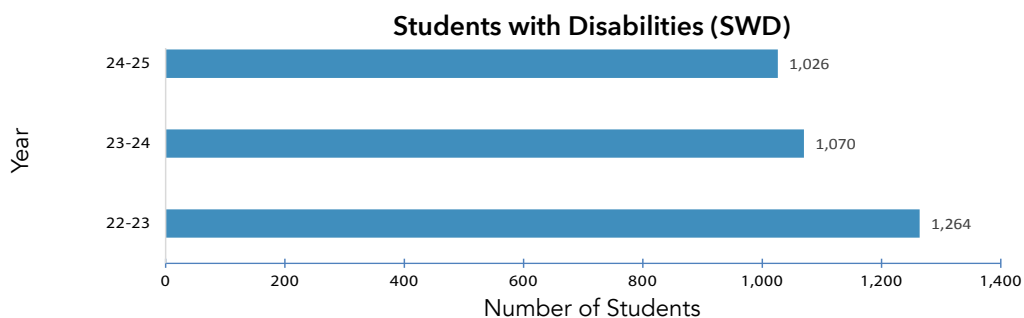
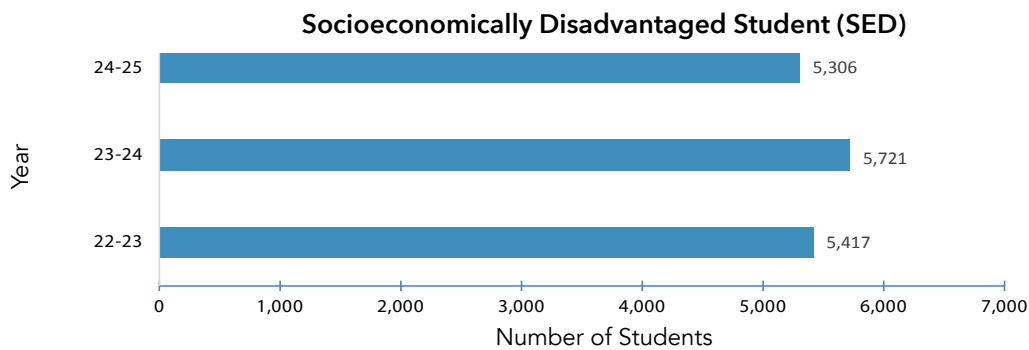

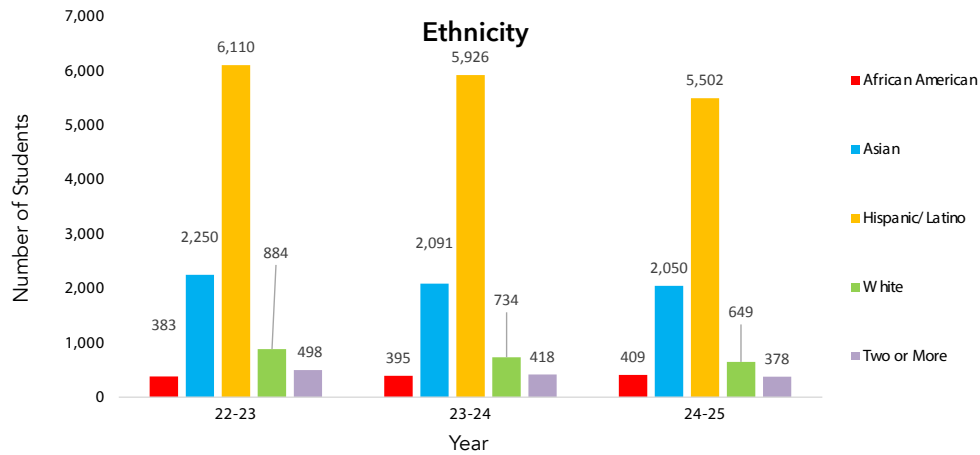
Approximately 4.2% percent of students in Santa Clara County are enrolled in SCCBOE-authorized charter schools. When charter school enrollment is taken as a whole, SCCBOE-authorized charter schools have the ninth largest enrollment compared to the 31 districts in the county. Santa Clara County district enrollment, listed below, is sorted from greatest to least.

District	Enrollment		
	2022-23	2023-24	2024-25
San Jose Unified	26,479	25,976	24,453
East Side Union High	24,514	23,714	20,001
Santa Clara Unified	13,919	14,236	14,448
Cupertino Union	13,467	13,587	13,533
Palo Alto Unified	10,318	10,271	10,209
Gilroy Unified	10,972	10,784	10,181
Milpitas Unified	9,967	10,199	10,086
Fremont Union High	10,019	9,646	9,457
SCCBOE-Authorized Charter Schools	10,457	9,854	9,272
Oak Grove Elementary	8,663	8,714	8,578
Campbell Union High	8,639	8,613	8,514
Evergreen Elementary	8,880	8,779	8,474
Morgan Hill Unified	8,667	8,617	7,829
Alum Rock Union Elementary	8,807	8,668	7,259
Campbell Union	6,253	6,183	6,120
Berryessa Union Elementary	5,940	6,026	5,911
Sunnyvale	5,465	5,618	5,764
Franklin-Mckinley Elementary	8,107	7,892	5,675
Union Elementary	5,355	5,371	5,379
Mountain View Whisman	4,522	4,591	4,644
Mountain View-Los Altos Union High	4,448	4,406	4,459
Moreland	3,940	3,863	3,796
Los Altos	3,355	3,361	3,370
Cambrian	2,919	3,014	3,120
Los Gatos-Saratoga Joint Union High	3,269	3,183	3,084
Los Gatos Union Elementary	2,626	2,673	2,776
Saratoga Union Elementary	1,625	1,605	1,653
Mt. Pleasant Elementary	1,648	1,549	1,516
Santa Clara COE	1,057	1,032	1,217
Orchard Elementary	763	760	741
Luther Burbank	422	431	426
Loma Prieta Elementary	436	424	425
Lakeside Joint	74	77	64
Santa Clara County	235,992	233,717	222,434

Source: California Department of Education, available at <http://dq.cde.ca.gov/dataquest>

Charter School Enrollment

SCCBOE-authorized charter school enrollment generally reflects a higher number of students who are Hispanic/Latino, English Learners, and Socioeconomically Disadvantaged than enrollment in Santa Clara County districts.



Source: California Department of Education, available at <http://dq.cde.ca.gov/dataquest>

Charter School Demographics

School	Grades Served	Enrollment			African American			Asian			Hispanic/Latino			White			SED			EL		
		22-23	23-24	24-25	22-23	23-24	24-25	22-23	23-24	24-25	22-23	23-24	24-25	22-23	23-24	24-25	22-23	23-24	24-25	22-23	23-24	24-25
		%			%			%			%			%			%			%		
ACE Empower ²	5 to 8	191	193	189	0.0	0.5	0.0	1.0	2.1	2.1	98.4	97.4	96.8	0.5	0.0	0.0	93.1	95.3	96.3	66.0	74.1	71.4
Alpha: Cornerstone ²	TK to 8	520	550	553	1.7	2.4	2.0	54.4	53.3	51.7	31.3	33.5	35.4	2.3	1.6	2.4	53.3	55.1	56.4	25.8	30.4	26.0
Alpha: José Hernández ²	TK to 8	451	461	439	0.2	0.2	0.2	2.2	1.1	0.5	95.1	97.0	96.8	0.4	0.0	0.5	94.2	95.4	92.7	65.0	67.9	67.2
Bullis Charter School ²	TK to 8	1,058	1025	997	0.1	0.2	0.5	59.0	61.9	63.5	4.2	4.5	4.9	18.1	16.6	15.4	2.2	3.7	5.9	6.7	9.0	5.9
Discovery I (Phoenix) ²	K to 8	535	465	555	1.3	0.6	9.7	4.5	4.3	32.3	89.4	91.6	20.0	0.9	0.6	24.5	67.3	77.4	17.8	29.5	32.0	17.1
Discovery II (Falcon) ²	TK to 8	488	563	475	8.2	8.7	6.3	35.5	33.2	20.6	12.3	16.7	26.1	29.5	26.8	29.5	10.3	14.9	17.5	13.3	13.5	8.4
Downtown College Prep - Alum Rock ²	6 to 8	529	526	202	4.9	5.9	0.5	22.3	20.9	5.4	22.3	23.0	92.6	33.2	32.1	0.0	13.7	13.7	81.2	9.6	11.8	37.6
Opportunity Youth Academy ¹	9 to 12	337	376	283	3.6	2.9	3.9	1.5	0.8	1.4	88.4	88.8	85.9	4.5	4.3	6.7	90.5	87.2	76.7	22.6	27.1	23.0
Rocketship Alma Academy ¹	TK to 5	515	526	532	7.8	8.0	9.4	2.7	1.5	2.8	85.6	86.1	84.8	2.1	2.5	1.3	61.6	75.7	81.2	57.5	61.4	58.3
Rocketship Brilliant Minds ¹	TK to 5	504	486	500	1.0	0.2	0.2	18.5	19.5	18.8	75.6	74.9	75.2	1.6	1.4	1.6	74.4	76.1	72.8	53.6	53.7	47.4
Rocketship Discovery Prep ¹	TK to 5	437	401	402	2.1	2.2	4.2	12.4	8.7	8.2	81.7	84.5	84.1	1.8	2.7	1.2	73.7	71.1	75.9	54.0	59.6	53.7
Rocketship Fuerza ²	TK to 5	560	540	506	0.7	0.9	1.2	13.8	12.0	7.9	78.8	80.0	85.0	1.6	1.9	1.2	76.8	79.1	77.7	61.6	61.1	59.3
Rocketship Los Sueños ¹	TK to 5	369	355	309	0.5	1.4	1.3	6.5	5.1	4.9	91.6	92.4	92.6	0.3	0.3	0.0	80.8	87.3	83.5	63.7	63.1	60.2
Rocketship Mateo Sheedy ²	TK to 5	493	486	454	13.2	10.3	10.6	4.5	3.3	3.1	77.9	82.5	82.8	2.0	1.9	1.8	75.5	78.8	81.1	57.4	61.1	54.8
Rocketship Rising Stars ²	TK to 4	593	614	621	1.9	2.9	2.7	31.0	28.0	29.6	62.9	64.7	63.1	0.8	1.0	1.1	70.0	72.5	65.7	46.7	48.4	40.3
Rocketship Sí Se Puede ²	TK to 5	324	304	271	1.5	1.0	0.7	7.1	8.9	10.3	85.8	86.8	86.7	2.8	1.3	0.7	82.4	86.2	82.7	65.4	69.7	65.7
Summit: Tahoma ²	9 to 12	314	427	383	3.2	2.6	3.1	13.7	18.5	16.4	41.4	38.9	39.4	26.4	23.0	23.2	26.3	28.1	30.0	9.8	8.0	7.3
Sunrise Middle School ²	5 to 8	308	312	301	0.3	0.0	0.0	3.6	3.8	2.7	94.2	91.7	88.7	0.3	2.2	3.7	85.7	89.7	89.7	41.9	38.8	42.2
University Prep Academy ¹	7 to 12	713	713	727	17.5	19.2	18.6	43.9	42.6	45.4	19.1	19.6	17.7	6.7	6.6	5.5	30.6	31.1	28.2	4.3	4.2	3.3
Voices: Morgan Hill ²	TK to 8	289	289	338	0.0	0.7	0.3	1.0	1.4	2.7	97.9	96.5	95.6	0.7	1.0	0.6	63.0	76.5	71.6	61.6	63.0	55.6
Voices: Mt. Pleasant ²	TK to 8	286	242	235	0.3	0.4	1.3	0.0	0.0	0.0	98.6	97.9	97.9	0.3	0.0	0.0	57.3	78.1	84.7	55.6	62.8	63.0
		10,457	9,854	9,272	3.7	4.0	4.4	21.6	21.2	22.1	58.6	60.1	59.3	8.5	7.4	7.0	52.0	58.1	57.2	34.7	38.6	36.1

Source: California Department of Education, available at <http://dq.cde.ca.gov/dataquest>

¹Countywide - Defined in Education Code Section 47605.5 or see page 68.

²District Appeal - Defined in Education Code Section 47605(k) or see page 67.

Santa Clara County District Demographics

	Enrollment			African American			Asian			Hispanic/Latino			White			SED			EL		
District	22-23	23-24	24-25	22-23	23-24	24-25	22-23	23-24	24-25	22-23	23-24	24-25	22-23	23-24	24-25	22-23	23-24	24-25	22-23	23-24	24-25
				%			%			%			%			%			%		
Alum Rock Union Elementary	8,807	8,668	7,259	0.9	0.7	0.8	11.5	11.5	10.6	79.3	79.7	80.1	1.7	1.4	1.5	77.5	79.1	77.9	44.4	45.5	43.3
Berryessa Union Elementary	5,940	6,026	5,911	1.3	1.4	1.4	51.6	51.7	51.4	25.1	25.6	26.1	4.5	4.4	4.3	29.2	28.7	30.2	24.5	22.8	21.7
Cambrian	2,919	3,014	3,120	1.9	2.1	2.0	21.0	22.0	22.3	27.7	28.9	29.4	33.2	30.7	30.4	19.1	17.3	17.4	13.8	14.7	13.1
Campbell Union	6,253	6,183	6,120	3.8	3.7	3.4	16.8	17.0	16.9	47.4	47.4	48.2	21.3	20.9	20.4	35.9	41.6	41.3	28.5	28.7	29.0
Campbell Union High	8,639	8,613	8,514	2.5	2.4	2.4	20.2	20.3	21.4	36.2	36.8	37.5	31.0	29.4	28.0	41.7	40.5	41.5	7.8	8.4	8.6
Cupertino Union	13,467	13,587	13,533	0.7	0.7	0.6	70.0	69.4	68.8	6.6	6.9	7.2	12.4	12.3	12.0	16.1	17.5	18.6	16.4	18.2	19.2
East Side Union High	24,514	23,714	20,001	1.6	1.6	1.7	32.5	32.3	36.2	52.7	53.2	47.6	4.4	4.1	4.7	47.1	52.8	52.1	24.3	22.4	20.2
Evergreen Elementary	8,880	8,779	8,474	1.2	1.2	1.2	56.3	54.9	54.7	26.5	27.8	27.7	4.0	4.0	3.8	32.7	24.4	33.7	26.0	21.9	19.8
Franklin-McKinley Elementary	8,107	7,892	5,675	1.4	1.6	1.4	30.1	30.2	29.9	61.7	61.7	61.9	1.9	1.6	1.6	63.0	70.7	83.2	48.2	45.8	43.6
Fremont Union High	10,019	9,646	9,457	0.8	0.7	0.6	55.7	55.7	56.5	17.5	17.8	18.0	13.7	13.7	13.1	14.2	14.7	15.8	9.2	9.4	9.8
Gilroy Unified	10,972	10,784	10,181	1.2	1.2	1.2	4.7	4.9	4.5	70.6	70.7	71.2	13.0	12.2	11.4	53.2	55.4	54.4	26.9	27.1	26.7
Lakeside Joint	74	77	64	0.0	0.0	0.0	10.8	6.5	6.3	6.8	5.2	7.8	66.2	68.8	64.1	13.5	13.0	10.9	14.9	10.4	7.8
Loma Prieta Elementary	436	424	425	0.5	0.5	0.2	3.0	5.0	4.5	18.3	17.0	19.1	65.1	64.6	63.3	9.2	12.7	12.9	4.1	3.8	4.5
Los Altos	3,355	3,361	3,370	0.5	0.5	0.3	38.0	39.5	40.5	9.4	9.6	10.3	36.2	36.1	34.6	7.0	7.1	7.5	10.2	10.3	10.5
Los Gatos Union Elementary	2,626	2,673	2,776	0.8	0.9	1.0	26.5	27.6	28.4	7.9	9.2	9.8	52.4	49.3	47.8	4.0	7.0	6.2	7.2	7.0	7.5
Los Gatos-Saratoga Joint Union High	3,269	3,183	3,084	0.4	0.4	0.3	31.4	32.8	34.0	8.5	9.5	9.5	42.8	42.0	40.1	11.6	9.8	5.9	1.8	2.4	2.3
Luther Burbank	422	431	426	2.4	3.0	2.3	1.9	2.8	3.1	91.7	88.9	89.9	1.4	2.3	2.6	85.5	86.8	73.0	49.5	55.2	48.8
Milpitas Unified	9,967	10,199	10,086	1.8	1.8	1.7	53.6	54.5	55.3	19.6	20.0	19.6	4.2	3.9	3.9	34.7	41.0	38.5	22.2	22.3	20.5
Moreland	3,940	3,863	3,796	2.8	2.5	2.5	32.0	30.8	29.0	32.9	34.0	36.9	19.3	18.7	17.0	35.2	37.2	37.0	28.4	30.5	27.6
Morgan Hill Unified	8,667	8,617	7,829	1.2	1.3	1.3	8.7	8.3	8.4	52.5	52.7	54.3	26.0	25.3	23.4	37.7	38.5	40.5	16.9	16.8	16.4
Mountain View Whisman	4,522	4,591	1,516	1.3	1.1	1.9	21.6	22.3	12.8	38.5	38.6	77.0	23.5	22.9	2.0	30.6	30.0	75.4	22.6	24.4	40.8
Mountain View-Los Altos Union High	4,448	4,406	4,644	1.1	1.1	1.0	26.6	28.0	22.7	25.7	25.6	38.7	34.7	32.8	22.7	17.0	16.2	30.6	7.3	7.1	23.4
Mt. Pleasant Elementary	1,648	1,549	4,459	2.1	2.1	1.0	13.3	13.5	28.0	76.8	76.3	25.5	2.4	2.2	31.3	69.5	71.5	16.8	42.3	44.4	7.6
Oak Grove Elementary	8,663	8,714	8,578	2.6	2.6	2.5	20.9	21.7	21.5	51.2	51.2	51.9	13.5	12.8	12.4	38.2	43.2	44.3	24.6	25.1	24.2
Orchard Elementary	763	760	741	3.3	2.8	3.9	36.0	32.5	30.2	39.4	44.7	47.0	4.5	4.6	4.5	48.0	52.9	51.3	32.1	40.5	39.5
Palo Alto Unified	10,318	10,271	10,209	1.8	1.8	1.7	39.5	40.5	42.1	15.3	15.7	16.1	30.2	28.9	27.3	11.9	11.7	13.7	9.3	10.6	11.5
Santa Clara COE	11,514	10,886	1,217	3.7	4.0	4.8	22.1	21.7	20.0	57.3	59.1	57.3	9.0	8.1	12.5	55.6	57.7	58.3	36.2	38.4	29.2
Santa Clara Unified	13,919	14,236	14,448	2.6	2.5	2.5	30.4	30.8	31.1	36.6	37.2	38.1	17.8	16.9	15.9	43	32.6	31.1	22.3	22.1	21.1
San José Unified	26,479	25,976	24,453	2.3	2.1	2.2	13.3	13.5	14.3	54.8	55.2	53.5	20.7	20.3	20.5	45.6	45.4	43.6	22.8	23.6	22.1
Saratoga Union Elementary	1,625	1,605	1,653	0.2	0.2	0.2	60.8	61.4	60.7	4.6	4.7	5.4	20.1	18.6	18.8	3.3	3.0	3.8	6.8	7.4	7.7
Sunnyvale	5,465	5,618	5,764	1.3	1.3	1.3	27.0	26.3	26.1	37.1	39.4	40.8	19.0	18.5	18.0	35.0	31.5	28.3	29.5	29.5	27.9
Union Elementary	5,355	5,371	5,379	0.9	0.9	0.8	38.4	40.8	41.7	15.3	16.1	17.2	34.9	32.1	30.4	9.9	10.4	12.1	15.3	15.5	14.9
Santa Clara County	235,992	233,717	222,425	1.8	1.7	1.7	30.6	30.8	31.7	40.2	40.5	39.3	16.2	15.7	15.6	37.5	38.1	37.5	22.5	22.7	21.3

Source: California Department of Education, available at <http://dq.cde.ca.gov/dataquest>

Student Performance

The Local Control Funding Formula (LCFF) determines how all local education agencies, including charter schools, in the state are funded, how they are measured for results, and the services and supports they receive to allow all students to succeed to their greatest potential. California's accountability system is based on multiple measures that assess how schools meet the needs of their students. Performance on these measures is reported on the California School Dashboard. The table below reflects the year-to-year student performance for Santa Clara County Board of Education (SCCBOE)-authorized charter schools on the Smarter Balanced Assessment Consortium (SBAC) in ELA for the three most recent years of available data. School district information has been also added to allow for comparison between the charter school and the district in which it is located.

School	ENGLISH LANGUAGE ARTS (ELA)											
	All			SED			EL			Hispanic/Latino		
	21-22	22-23	23-24	21-22	22-23	23-24	21-22	22-23	23-24	21-22	22-23	23-24
	% met/exceed standards			% met/exceed standards			% met/exceed standards			% met/exceed standards		
ACE Empower	19	13	11	18	13	11	5	3	4	19	12	10
Alpha: Cornerstone	62	59	61	56	55	55	14	13	7	38	39	40
Alpha: José Hernández	20	18	13	21	16	12	1	7	4	19	15	11
Bullis Charter School	93	92	92	64	54	57	56	38	38	89	*	75
Discovery I (Phoenix)	73	66	67	31	53	55	30	21	17	57	*	50
Discovery II (Falcon)	55	53	53	13	34	36	19	26	0	33	11	33
Downtown College Prep - Alum Rock	35	27	26	31	23	23	7	5	2	32	19	25
Opportunity Youth Academy	27	10	15	27	8	16	13	0	6	28	8	15
Rocketship Alma Academy	57	43	37	55	43	33	40	26	21	53	40	35
Rocketship Brilliant Minds	44	47	47	40	46	42	32	31	21	39	41	40
Rocketship Discovery Prep	29	34	41	25	28	35	13	18	26	21	24	38
Rocketship Fuerza	38	39	44	33	35	39	21	18	23	30	28	34
Rocketship Los Sueños	30	33	35	26	32	34	17	19	19	24	29	33
Rocketship Mateo Sheedy	38	40	44	36	36	42	19	18	26	33	34	39
Rocketship Rising Stars	62	65	59	63	63	57	44	45	29	51	52	47
Rocketship Sí Se Puede	36	33	31	33	31	29	25	21	18	33	29	29
Summit: Tahoma	69	65	74	48	43	54	*	*	*	60	35	66
Sunrise Middle School	37	37	32	37	37	32	13	12	4	37	37	31
University Preparatory Academy	75	76	77	58	57	63	30	0	7	57	45	62
Voices: Morgan Hill	33	32	29	28	32	29	18	21	13	32	32	29
Voices: Mt.Pleasant	33	18	12	28	17	11	18	7	4	32	17	11

Alum Rock School District	28	26	28	24	21	23	6	6	6	22	20	22
Franklin-McKinley School District	37	36	35	33	31	29	13	11	8	25	24	23
San José Unified School District	52	50	50	27	29	27	8	7	6	32	31	30
East Side Union High School District	63	62	60	48	49	50	11	12	10	42	43	39
Morgan Hill Unified School District	47	43	45	29	25	30	10	9	7	32	30	31
COUNTY	61	59	59	36	36	38	17	15	4	34	33	32
STATE	47	47	47	35	35	37	13	11	10	36	36	38

*Amount not available or subgroup not numerically significant

Source: 2023-24 <https://caaspp-elpac.ets.org/caaspp/>

Student Performance

The Local Control Funding Formula (LCFF) determines how all local education agencies, including charter schools, in the state are funded, how they are measured for results, and the services and supports they receive to allow all students to succeed to their greatest potential. California's accountability system is based on multiple measures that assess how schools meet the needs of their students. Performance on these measures is reported on the California School Dashboard. The table below reflects the year-to-year student performance for Santa Clara County Board of Education (SCCBOE)-authorized charter schools on the Smarter Balanced Assessment Consortium (SBAC) in Math for the three most recent years of available data. School district information has been also added to allow for comparison between the charter school and the district in which it is located.

	MATHEMATICS											
	All			SED			EL			Hispanic/Latino		
	21-22	22-23	23-24	21-22	22-23	23-24	21-22	22-23	23-24	21-22	22-23	23-24
School	% met/exceed standards			% met/exceed standards			% met/exceed standards			% met/exceed standards		
ACE Empower	11	14	9	10	15	10	4	6	6	11	14	10
Alpha: Cornerstone	61	51	53	53	42	46	23	18	13	33	20	19
Alpha: José Hernández	8	11	8	9	11	7	0	5	4	7	9	6
Bullis Charter School	94	94	93	*	54	65	56	67	48	89	*	82
Discovery I (Phoenix)	65	63	65	15	43	42	43	26	22	59	*	35
Discovery II (Falcon)	55	51	50	13	33	38	33	26	11	34	11	23
Downtown College Prep - Alum Rock	18	13	12	15	10	8	1	0	1	14	6	9
Opportunity Youth Academy	3	1	1	0	0	1	0	0	0	4	0	1
Rocketship Alma	44	45	38	42	45	32	30	32	24	39	42	34
Rocketship Brilliant Minds	36	41	50	32	39	44	23	24	33	29	32	42
Rocketship Discovery Prep	28	31	40	24	25	36	15	12	22	20	21	35
Rocketship Fuerza	31	32	40	28	27	36	14	11	22	22	19	30
Rocketship Los Sueños	36	41	43	33	39	43	21	24	30	29	36	41
Rocketship Mateo Sheedy	43	43	42	40	39	40	23	27	29	39	36	37
Rocketship Rising Stars	50	65	64	48	65	62	33	39	42	33	53	52
Rocketship Si Se Puede	31	27	28	28	25	26	17	14	19	28	25	26
Summit: Tahoma	41	46	49	29	26	29	*	*	*	25	20	30
Sunrise Middle School	25	27	28	27	27	27	10	11	9	25	26	27
University Preparatory Academy	58	63	61	37	35	41	17	6	14	34	19	41
Voices: Morgan Hill	25	29	20	24	28	19	12	11	7	25	27	20
Voices: Mt.Pleasant	25	14	8	24	11	8	12	10	4	25	11	8
Alum Rock School District	19	20	20	15	15	17	5	8	8	13	14	15
Franklin-McKinley School District	29	27	28	25	22	23	13	10	10	15	14	14
San José Unified School District	39	40	41	14	17	17	6	7	8	16	18	19
East Side Union High School District	38	35	36	21	21	23	6	5	4	13	11	11
Morgan Hill Unified School District	33	32	34	17	16	22	10	8	7	19	19	20
COUNTY	51	51	52	24	25	29	16	15	15	20	21	21
STATE	33	35	36	21	23	37	10	10	10	21	23	24

*Amount not available or subgroup not numerically significant

Source: 2023-24 <https://caaspp-elpac.ets.org/caaspp/>

2023-24 California School Dashboard - Charters

To help identify strengths and areas for improvement, California reports how charter schools and student groups are performing across state and local measures on the California School Dashboard. Performance on state measures, using comparable statewide data, is represented by one of five colors. The performance level, or color, is not included when there are fewer than 30 students in any group.

State measures include chronic absenteeism, graduation rate, suspension rate, English learner progress, and academic performance which includes English language arts and mathematics. Academic performance is reported as Distance from Standard (DFS). Distance from Standard measures how far, on average, students are from the lowest possible score for Standard Met, whereas other state measures are reported as a percentage of students. The 2024-25 school year is the first time California Science Test (CAST) scores have been included on the Dashboard. As such, DFS is presented for information only. Colors will be assigned to CAST in the following year, once change can be measured.

Local measures are reported by charter schools based on data available only at the local level. These measures include clean and safe buildings, school climate, parent and family engagement, and access to a broad course of study.

	Priority 1 Basics	Priority 2 State Standards	Priority 3 Parent Engagement	Priority 4 Achievement			Priority 5 Pupil Engagement		Priority 6 School Climate		Priority 7 Access	Priority 8 Outcomes	Info Only
Charter School Name	LOCAL	LOCAL	LOCAL	ELA (DFS)	Math (DFS)	ELPI (%)	*Grad Rate (%)	**Chronic Absence (%)	Suspension Rate (%)	LOCAL	LOCAL	*College Career (%)	Science (DFS)
ACE Empower	MET	MET	MET	-110.3	-121.4	33.1	N/A	29.6	0.0	MET	MET	N/A	-32.5
Alpha: Cornerstone	MET	MET	MET	27.4	5.9	43.9	N/A	11.2	0.9	MET	MET	N/A	-5.1
Alpha: José Hernández	MET	MET	MET	-109.3	-127.3	33.0	N/A	35.8	5.4	MET	MET	N/A	-29.6
Bullis Charter School	MET	MET	MET	114.6	130.3	55.2	N/A	4.7	0.3	MET	MET	N/A	15.6
Discovery I (Phoenix)	MET	MET	MET	32.1	38.1	63.3	N/A	12.7	0.5	MET	MET	N/A	-2.6
Discovery II (Falcon)	MET	MET	MET	4.8	-2.4	52.8	N/A	20.9	1.6	MET	MET	N/A	-8.5
Downtown College Prep - Alum Rock	MET	MET	MET	-64.8	-116.6	46.7	85.2	29.9	3.0	MET	MET	42.6	-22.0
Opportunity Youth Academy (OYA)	MET	MET	MET	-179.6	-242.5	30.5	33.6	N/A	0.0	MET	MET	0.5	-37.9
Rocketship Alma	MET	MET	MET	-36.6	-23.8	55.9	N/A	15.5	0.0	MET	MET	N/A	-17.5
Rocketship Brilliant Minds	MET	MET	MET	-13.2	-7.1	39.8	N/A	20.0	0.0	MET	MET	N/A	-15.5
Rocketship Discovery Prep	MET	MET	MET	-26.2	-28.8	46.3	N/A	25.5	0.0	MET	MET	N/A	-15
Rocketship Fuerza	MET	MET	MET	-17.7	-26.6	51.6	N/A	24.0	0.0	MET	MET	N/A	-19.1
Rocketship Los Sueños	MET	MET	MET	-37.6	-8.8	42.9	N/A	25.8	0.0	MET	MET	N/A	-18.5
Rocketship Mateo Sheedy	MET	MET	MET	-24.7	-28.1	45.9	N/A	22.8	0.0	MET	MET	N/A	-15.6
Rocketship Rising Stars	MET	MET	MET	19.8	34.4	67.9	N/A	22.2	0.0	MET	MET	N/A	N/A
Rocketship Sí Se Puede	MET	MET	MET	-46.5	-43.2	40.6	N/A	23.6	0.0	MET	MET	N/A	-25.5
Summit: Tahoma	MET	MET	MET	64.6	-7.7	46.7	97.4	N/A	2.0	MET	MET	59.1	-12.3
Sunrise Middle School	MET	MET	MET	-56.6	-63.4	50.0	N/A	31.3	1.8	MET	MET	N/A	-24.1
University Preparatory Academy	MET	MET	MET	63.0	27.5	69.6	98.0	2.4	2.2	MET	MET	84.3	-1.0
Voices: Morgan Hill	MET	MET	MET	-55.5	-71.5	45.9	N/A	26.9	4.4	MET	MET	N/A	-18.3
Voices: Mt. Pleasant	MET	MET	MET	-105.6	-121.8	19.4	N/A	41.0	5.4	MET	MET	N/A	-33.3

* High School Only ** Elementary Only

Source: <https://www.caschooldashboard.org/#/Home>



Red



Orange



Yellow



Green



Blue

LOWEST PERFORMANCE

HIGHEST PERFORMANCE

2023-24 California School Dashboard - Districts

To help identify strengths and areas for improvement, California reports how charter schools and student groups are performing across state and local measures on the California School Dashboard. Performance on state measures, using comparable statewide data, is represented by one of five colors. The performance level, or color, is not included when there are fewer than 30 students in any group.

State measures include chronic absenteeism, graduation rate, suspension rate, English learner progress, and academic performance which includes English language arts and mathematics. Academic performance is reported as Distance from Standard (DFS). Distance from Standard measures how far, on average, students are from the lowest possible score for Standard Met, whereas other state measures are reported as a percentage of students. The 2024-25 school year is the first time California Science Test (CAST) scores have been included on the Dashboard. As such, DFS is presented for information only. Colors will be assigned to CAST in the following year, once change can be measured.

Local measures are reported by charter schools based on data available only at the local level. These measures include clean and safe buildings, school climate, parent and family engagement, and access to a broad course of study.

	Priority 1 Basics	Priority 2 State Standards	Priority 3 Parent Engagement	Priority 4 Achievement			Priority 5 Pupil Engagement		Priority 6 School Climate		Priority 7 Access	Priority 8 Outcomes	Info Only
School District/High School District	LOCAL	LOCAL	LOCAL	ELA (DFS)	Math (DFS)	ELPI (%)	*Grad Rate (%)	**Chronic Absence (%)	Suspension Rate (%)	LOCAL	LOCAL	*College Career (%)	Science
Alum Rock Union Elementary SD	MET	MET	MET	-60.4	-83.0	47.6	N/A	24.3	1.8	MET	MET	N/A	-20.8
Berryessa Union Elementary SD	MET	MET	MET	29.2	8.4	55.5	N/A	13.2	1.5	MET	MET	N/A	-3.7
Cambrian Elementary SD	MET	MET	MET	55.7	61.0	57.9	N/A	7.4	0.8	MET	MET	N/A	5.3
Campbell Union Elementary SD	MET	MET	MET	-80.7	-92.7	41.8	N/A	17.9	0.4	MET	MET	N/A	-27.3
Campbell Union High SD	MET	MET	MET	52.0	-16.9	60.5	92.8	N/A	2.5	MET	MET	59.7	-5.9
Cupertino Union Elementary SD	MET	MET	MET	86.1	100.3	65.5	N/A	6.7	0.7	MET	MET	N/A	11.1
East Side Union HS District	MET	MET	MET	6.3	-70.2	25.8	87.6	N/A	2.6	MET	MET	48.4	-14.6
Evergreen Elementary SD	MET	MET	MET	33.6	25.2	46.5	N/A	12.1	1.9	MET	MET	N/A	-2.3
Franklin-McKinley Elementary SD	MET	MET	MET	-43.4	-64.5	40.9	N/A	20.9	2.7	MET	MET	N/A	-17.8
Fremont Union HS District	MET	MET	MET	96.8	87.9	37.8	93.6	N/A	1.8	MET	MET	78.5	2.6
Gilroy Unified SD	MET	MET	MET	-25.6	-55.4	43.5	85.0	20.2	4.8	MET	MET	41.2	-13.1
Lakeside Joint Elementary SD	MET	MET	MET	20.2	19.2	0.0	N/A	10.8	2.3	MET	MET	N/A	-9.7
Loma Prieta Joint Union Elementary SD	MET	MET	MET	44.2	44.1	72.7	N/A	8.6	1.9	MET	MET	N/A	0.2
Los Altos Elementary SD	MET	MET	MET	88.1	94.9	71.5	N/A	8.7	0.6	MET	MET	0	10.8
Los Gatos Union Elementary SD	MET	MET	MET	63.9	65.1	69.9	N/A	5.7	0.9	MET	MET	N/A	7.7
Los Gatos-Saratoga Joint Union HS District	MET	MET	MET	95.9	66.8	52.8	96.0	N/A	0.8	MET	MET	79.7	2.4
Luther Burbank Elementary SD	MET	MET	MET	-31.9	-59.3	32.6	N/A	26.4	2.1	MET	MET	N/A	-20.9
Milpitas Unified SD	MET	MET	MET	48.3	31.2	53.9	91.7	10.0	1.9	MET	MET	50.0	0.0
Moreland SD	MET	MET	MET	33.1	16.4	50.1	N/A	13.1	1.5	MET	MET	N/A	-2.0
Morgan Hill Unified SD	MET	MET	MET	-18.6	-51.5	45.0	91.7	21.4	5.2	MET	MET	51.7	-11.6
Mt. Pleasant Elementary SD	MET	MET	MET	-55.7	-91.4	46.8	N/A	25.0	3.0	MET	MET	N/A	-21.2
Mountain View Whisman Elementary SD	MET	MET	MET	31.1	22.0	51.5	N/A	11.6	3.2	MET	MET	N/A	-0.2
Mountain View-Los Altos Union HS District	MET	MET	MET	73.8	36.1	41.1	93.8	N/A	1.1	MET	MET	70.2	-6.7
Oak Grove Elementary SD	MET	MET	MET	-15.0	-26.9	43.3	N/A	20.8	2.7	MET	MET	N/A	-10.8
Orchard Elementary SD	MET	MET	MET	-32.0	-57.3	44.5	N/A	18.5	2.6	MET	MET	N/A	-13.3
Palo Alto Unified SD	MET	MET	MET	79.8	80.6	64.4	95.8	9.2	1.5	MET	MET	84.2	5.1
San José Unified SD	MET	MET	MET	-6.5	-30.4	37.5	92.4	23.2	4.7	MET	MET	48.1	-10.6
Santa Clara Unified SD	MET	MET	MET	18.3	-10.6	55.6	89.0	14.4	2.4	MET	MET	67.1	-6.9
Saratoga Union Elementary SD	MET	MET	MET	83.9	105.6	61.0	N/A	8.0	0.4	MET	MET	N/A	11.4
Sunnyvale Elementary SD	MET	MET	MET	8.6	-4.3	51.5	N/A	11.3	2.0	MET	MET	N/A	-7.9
Union Elementary SD	MET	MET	MET	55.9	63.9	55.4	N/A	6.0	0.9	MET	MET	N/A	4.4

* High School Only ** Elementary Only

Source: <https://www.caschooldashboard.org/#/Home>

Special Education: Students with Individualized Education Plans (IEPs) Enrolled in SCCBOE-Authorized Charter Schools 2023-25

As public schools, charter schools are required to enroll and serve students with disabilities in the same manner as traditional public schools. From 2023-25, six charter schools used the SCCOE for Special Education purposes, and the delivery of Special Education services were coordinated and monitored by the SCCOE. Fourteen charter schools are members of the El Dorado Charter Special Education Local Plan Area (SELPA), which is directly responsible for Special Education services and oversight. Two charter schools are members of the Sonoma County Office of Education SELPA from which they receive Special Education services and oversight. Overall, 1,026 (11.1%) Santa Clara County students with IEPs attended charter schools.

School	2023-24				2024-25			
	Charter School Enrollment	Charter School Students with IEPs		District Students with IEPs	Charter School Enrollment	Charter School Students with IEPs		District Students with IEPs
	#	#	%	%	#	#	%	%
Bullis Charter School	1,025	75	7.3%	9.7%	997	66	6.6%	9.1%
Discovery I (Phoenix)	563	67	11.9%	13.8%	555	70	12.6%	14.8%
Discovery II (Falcon)	526	71	13.5%	13.6%	475	61	12.8%	13.7%
Downtown College Prep - Alum Rock	465	68	14.6%	12.0%	202	30	14.9%	12.7%
Opportunity Youth Academy	376	88	23.4%	13.6%	283	65	23.0%	13.7%
University Preparatory Academy	713	21	2.9%	13.6%	727	18	2.5%	13.7%
Subtotal (SCCOE Sp.Ed.)	3,668	390	10.6%	*	3,239	310	9.6%	*
ACE Empower Academy	193	29	15.0%	13.2%	189	32	16.9%	14.4%
Alpha: Cornerstone Academy	550	50	9.1%	12.8%	553	50	9.0%	14.4%
Alpha: José Hernández	461	57	12.4%	13.2%	439	53	12.1%	14.4%
Rocketship Alma	526	67	12.7%	13.6%	532	56	10.5%	13.7%
Rocketship Brilliant Minds	486	60	12.3%	13.2%	500	71	14.2%	14.4%
Rocketship Discovery Prep	540	41	7.6%	13.6%	402	57	14.2%	13.7%
Rocketship Fuerza	401	49	12.2%	13.2%	506	51	10.1%	14.4%
Rocketship Los Sueños	355	51	14.4%	13.2%	309	42	13.6%	14.4%
Rocketship Mateo Sheedy	486	29	6.0%	13.2%	454	42	9.3%	13.7%
Rocketship Rising Stars	614	52	8.5%	12.8%	621	53	8.5%	14.4%
Rocketship Sí Se Puede	304	29	9.5%	13.2%	271	32	11.8%	14.4%
Summit: Tahoma	427	76	17.8%	12.0%	383	78	20.4%	12.7%
Sunrise Middle School	312	39	12.5%	13.6%	301	43	14.3%	13.7%
Subtotal (El Dorado SELPA)	5,655	629	11.1%	*	5,460	660	12.1%	*
Voices: Morgan Hill	289	24	8.3%	12.5%	338	35	10.4%	12.8%
Voices: Mt. Pleasant	242	20	8.3%	14.3%	235	21	8.9%	15.1%
Subtotal (Sonoma COE SELPA)	531	44	8.3%	*	573	56	9.8%	*
Total	9,854	1,063	10.8%	*	9,272	1,026	11.1%	*

*Data not available for the calculation

Source: California Department of Education, available at <http://dq.cde.ca.gov/dataquest>

Charter School Suspension and Expulsion Report

This report provides an unduplicated count of students who were involved in one or more incidents during the academic year and were subsequently suspended or expelled from school. Students who were suspended or expelled multiple times are counted only once in the totals.

School	Grades Served	2021-22 Enrollment	2022-23 Enrollment	2023-24 Enrollment	2021-22		2022-23		2023-24	
					Suspension Rate	Expulsion Rate	Suspension Rate	Expulsion Rate	Suspension Rate	Expulsion Rate
ACE Empower	5 to 8	234	222	214	17.9	0.0	0.0	0.0	0.0	0.0
Alpha: Cornerstone Academy	TK to 8	529	524	563	0.0	0.0	1.7	0.0	0.9	0.0
Alpha: José Hernández	TK to 8	447	471	500	0.0	0.0	6.2	0.0	5.4	0.0
Bullis Charter School	TK to 8	1077	1073	1043	0.5	0.0	0.2	0.0	0.3	0.0
Discovery I (Phoenix)	K to 8	559	560	579	0.4	0.0	0.9	0.0	0.5	0.0
Discovery II (Falcon)	TK to 8	555	519	553	1.1	0.0	1.0	0.0	1.6	0.0
Downtown College Prep - Alum Rock	6 to 8	639	556	494	3.6	0.0	4.3	0.2	3.0	0.0
Opportunity Youth Academy	9 to 12	608	680	594	0.0	0.0	0.0	0.0	0.0	0.0
Rocketship Alma	TK to 5	530	534	576	0.0	0.0	0.0	0.0	0.0	0.0
Rocketship Brilliant Minds	TK to 5	566	507	504	0.0	0.0	0.0	0.0	0.0	0.0
Rocketship Discovery Prep	TK to 5	493	483	446	0.0	0.0	0.0	0.0	0.0	0.0
Rocketship Fuerza	TK to 5	607	587	576	0.0	0.0	0.0	0.0	0.0	0.0
Rocketship Los Suenos	TK to 5	435	399	391	0.0	0.0	0.0	0.0	0.0	0.0
Rocketship Mateo Sheedy	TK to 5	521	529	515	0.0	0.0	0.0	0.0	0.0	0.0
Rocketship Rising Stars	TK to 4	645	626	662	0.0	0.0	0.0	0.0	0.0	0.0
Rocketship Si Se Puede	TK to 5	355	346	315	0.0	0.0	0.0	0.0	0.0	0.0
Summit: Tahoma	9 to 12	403	336	441	2.0	0.0	2.1	0.0	2.0	0.0
Sunrise Middle School	5 to 8	322	346	339	2.2	0.0	1.7	0.3	1.8	0.3
University Preparatory Academy	7 to 12	729	727	722	1.2	0.0	3.4	0.0	2.2	0.0
Voices: Morgan Hill	TK to 8	407	300	295	1.2	0.0	0.7	0.0	4.4	0.0
Voices: Mt. Pleasant	TK to 8	364	315	260	2.7	0.0	0.6	0.0	5.4	0.0
SCCBOE-Authorized Total		11,025	10,640	10,582	1.56	0.0	1.09	0.02	0.02	0.0
Santa Clara County		251,220	246,452	244,089	2.3	0.0	2.7	0.0	2.5	0.0
State		6,064,658	6,019,551	6,023,851	3.2	0.1	3.6	0.1	3.3	0.1

Source: California Department of Education, available at <http://dq.cde.ca.gov/dataquest>

2023-24 Charter School Financial Status

School	Annual ADA	Revenues	Expenditures	Change in Net Assets	Beginning Net Assets	Ending Net Assets	Expenditures/ ADA	District of Physical Location	District General Fund Expenditures/ ADA	Expenditures/ ADA \$ Difference
ACE Empower ²	177.84	\$4,257,949	\$3,940,078	\$317,871	\$602,154	\$920,025	\$22,155	Alum Rock Union Elementary School District	\$23,930	(\$1,775)
Alpha: Cornerstone ²	523.43	\$8,980,424	\$10,362,158	(\$1,381,734)	\$5,655,726	\$4,273,992	\$19,797	Franklin-Mckinley Elementary	\$25,399	(\$5,602)
Alpha: José Hernández ²	408.68	\$9,734,779	\$8,699,238	\$1,035,541	\$2,654,649	\$3,690,190	\$21,286	Alum Rock Union Elementary School District	\$23,930	(\$2,644)
Bullis Charter School ²	986.99	\$19,365,057	\$19,223,825	\$141,232	\$2,688,340	\$2,829,572	\$19,477	Los Altos School District	\$23,984	(\$4,506)
Discovery I (Phoenix) ²	530.65	\$9,401,516	\$9,397,701	\$3,815	\$5,323,147	\$5,326,962	\$17,710	Moreland School District	\$19,888	(\$2,178)
Discovery II (Falcon) ²	486.79	\$8,056,094	\$7,876,171	\$179,923	\$2,310,405	\$2,490,328	\$16,180	San Jose Unified School District	\$20,742	(\$4,562)
Downtown College Prep - Alum Rock ²	414.65	\$8,263,065	\$10,962,217	(\$2,699,152)	\$7,380,411	\$4,681,259	\$26,437	Alum Rock Union Elementary School District	\$23,930	\$2,507
Opportunity Youth Academy ^{1,3}	287.29	\$6,777,550	\$6,541,336	\$236,215	\$0	\$0	\$22,769	Santa Clara County Office of Education	\$21,672	\$1,097
Rocketship Alma ¹	485.48	\$10,603,317	\$9,833,933	\$769,384	\$2,638,409	\$3,407,793	\$20,256	San Jose Unified School District	\$20,742	(\$485)
Rocketship Brilliant Minds ¹	449.18	\$11,905,203	\$10,849,717	\$1,055,486	\$5,800,696	\$6,856,182	\$24,154	Alum Rock Union Elementary School District	\$23,930	\$225
Rocketship Discovery Prep ¹	379.80	\$9,224,414	\$9,025,910	\$198,504	\$1,193,669	\$1,392,173	\$23,765	San Jose Unified School District	\$20,742	\$3,023
Rocketship Fuerza ²	501.02	\$12,950,838	\$11,252,038	\$1,698,800	\$5,714,751	\$7,413,551	\$22,458	Alum Rock Union Elementary School District	\$23,930	(\$1,472)
Rocketship Los Suenos ¹	333.74	\$8,981,142	\$8,391,776	\$589,366	\$3,522,651	\$4,112,017	\$25,145	Alum Rock Union Elementary School District	\$23,930	\$1,215
Rocketship Mateo Sheedy ²	450.72	\$10,706,726	\$10,654,736	\$51,990	\$4,222,757	\$4,274,747	\$23,639	San Jose Unified School District	\$20,742	\$2,898
Rocketship Rising Stars ²	567.81	\$13,332,387	\$10,760,631	\$2,571,756	\$8,297,119	\$10,868,875	\$18,951	Alum Rock Union Elementary School District	\$23,930	(\$4,979)
Rocketship Si Se Puede ²	288.44	\$7,952,464	\$7,550,103	\$402,361	\$3,454,443	\$3,856,804	\$26,176	Alum Rock Union Elementary School District	\$23,930	\$2,246
Summit: Tahoma ²	389.61	\$8,042,857	\$7,030,733	\$1,012,124	\$1,532,728	\$2,544,852	\$18,046	East Side Union High School District	\$19,010	(\$964)
Sunrise Middle School ²	286.76	\$5,492,546	\$5,438,164	\$54,382	\$1,403,058	\$1,457,440	\$18,964	San Jose Unified School District	\$20,742	(\$1,777)
University Preparatory Academy ¹	687.54	\$10,926,379	\$10,345,565	\$580,814	\$4,926,365	\$5,507,179	\$15,047	San Jose Unified School District	\$20,742	(\$5,694)
Voices: Morgan Hill ²	259.82	\$5,606,991	\$5,835,211	(\$228,220)	\$3,498,927	\$3,270,707	\$22,459	Morgan Hill Unified School District	\$18,475	\$3,983
Voices: Mt. Pleasant ²	200.83	\$5,827,824	\$6,241,126	(\$413,302)	\$1,004,385	\$591,083	\$31,077	Mt. Pleasant Elementary School District	\$25,257	\$5,820
TOTAL		\$201,061,854	\$186,152,336							

¹Countywide - Defined in Education Code Section 47605.6. See page 68.

²District Appeal - Defined in Education Code Section 47605(k). See page 67.

³Locally Funded Charter School - Funding disbursed through the LEA that granted the charter (SCCBOE).

*Included in SCCOE financials

Source: Charter information obtained from FY 2023-24 financial audit
District Information obtained from the California Department of Education (CDE)

Charter School Teacher Credentials

As public schools, charter schools are required to have appropriately credentialed or permitted staff in the positions for which they are hired (EC 47605(l)). The CDE has developed the Teaching Assignment Monitoring Outcomes Report. This report provides information on the staffing of a school by subject area, school type, school grade span, teacher credential level and teacher experience level. The data below is the most current available and represents the 2022-23 staffing information.

School	Total Teaching FTE	Clear		Out-of-Field		Intern		Ineffective		Incomplete	
	#	#	%	#	%	#	%	#	%	#	%
ACE Empower	8.1	2.9	35.9	1.5	18.6	1.7	20.7	1.0	12.4	1.0	12.4
Alpha: Cornerstone	24.5	8.9	36.3	1.2	4.8	1.3	5.4	2.0	8.1	9.1	37.2
Alpha: Jose Hernandez	21.0	7.0	33.1	2.0	9.4	0.0	0.0	5.0	23.8	6.1	29.1
Bullis Charter	71.4	67.3	94.2	1.6	2.3	1.0	1.4	1.5	2.1	0.0	0.0
Discovery I (Phoenix)	28.8	26.0	90.4	1.0	3.5	0.0	0.0	1.8	6.1	0.0	0.0
Discovery II (Falcon)	22.6	18.6	82.3	1.0	4.4	0.0	0.0	3.0	13.3	0.0	0.0
Downtown College Prep - Alum Rock	14.5	8.2	56.5	0.0	0.0	0.8	5.2	3.1	21.4	2.5	17.0
Opportunity Youth Academy	10.0	3.9	38.6	6.1	61.3	0.0	0.0	0.0	0.0	0.0	0.0
Rocketship Alma	16.5	4.5	27.3	1.0	6.1	4.0	24.2	7.0	42.4	0.0	0.0
Rocketship Brilliant Minds	16.5	3.5	21.2	2.0	12.1	6.0	36.4	5.0	30.3	0.0	0.0
Rocketship Discovery Prep	15.5	2.0	12.9	1.5	9.7	1.0	6.5	10.0	64.5	1.0	6.5
Rocketship Fuerza	18.0	6.0	33.3	0.0	0.0	8.0	44.4	4.0	22.2	0.0	0.0
Rocketship Los Suenos	15.5	6.0	38.7	1.0	6.5	5.0	32.3	3.5	22.6	0.0	0.0
Rocketship Mateo Sheedy	14.0	6.0	42.9	0.0	0.0	4.0	28.6	4.0	28.6	0.0	0.0
Rocketship Rising Stars	17.5	7.5	42.9	0.0	0.0	4.0	22.9	6.0	34.3	0.0	0.0
Rocketship Si Se Puede	14.0	7.0	50.0	0.0	0.0	2.0	14.3	5.0	35.7	0.0	0.0
Summit Public School: Tahoma	19.0	14.1	74.4	2.3	11.9	0.0	0.0	2.4	12.4	0.3	1.3
Sunrise Middle	14.3	7.7	54.2	0.3	1.8	0.6	4.2	3.5	24.5	2.2	15.4
University Prep Academy	38.2	34.2	89.4	1.7	4.4	0.0	0.0	2.0	5.2	0.0	0.0
Voices: Morgan Hill	10.0	0.0	0.0	0.0	0.0	1.0	10.0	9.0	90.0	0.0	0.0
Voices: Mt. Pleasant	9.0	0.0	0.0	1.0	11.1	0.0	0.0	7.0	77.8	1.0	11.1

Clear: An assignment monitoring outcome of "clear" indicates that all relevant attributes or dimensions of the assignment were authorized by a clear or preliminary credential or authorized by a local assignment option (LAO) pursuant to Section 80005(b) of the California Code of Regulations [T5 §80005(b)] for specific state course codes where a credential or permit does not exist to authorize the indicated teaching assignment (e.g., student government or study hall.)

Out-of-field: An assignment monitoring outcome of "out-of-field" indicates that one or more relevant attributes of the assignment were authorized by the following limited permits:

- General Education Limited Assignment Permit (GELAP)
- Special Education Limited Assignment Permit (SELAP)
- Short-Term Waivers
- Emergency English Learner or Bilingual Authorization Permits
- Local Assignment Options (except for those made pursuant to T5 §80005(b))

Intern: An "intern" teacher is defined as someone who has a bachelor's degree and has demonstrated subject matter competency in the subject area(s) or for the student population associated with the assignment, and who holds an intern credential while they complete coursework requirements to obtain a preliminary credential.

Ineffective: An assignment monitoring outcome of "ineffective" indicates that one or more relevant attributes of the assignment had no legal authorization from a permit, credential or waiver, or one or more relevant attributes of the assignment were authorized by the following limited permits:

- Provisional Internship Permits
- Short-Term Staff Permits
- Variable Term Waivers
- Substitute permits or Teaching Permits for Statutory Leave (TSPL) holders serving as the teacher of record

Incomplete: An assignment monitoring outcome of "incomplete" indicates that missing or incorrect information about the assignment was reported to California Longitudinal Pupil Achievement Data System (CALPADS) by the local educational agency (LEA) which prevented a complete and accurate determination of the assignment authorization during the CTC assignment monitoring process. In some cases, the LEA or Monitoring Authority may have indicated that the assignment is appropriate; however, neither the CDE nor the CTC can validate the authorization basis for the assignment.

Total Teaching FTE: The sum of FTE at the selected entity associated with any classroom-based teaching assignment. The FTE for administrator, pupil services, and non-classroom-based assignments are not included in these counts.

Source: California Department of Education, available at <http://dq.cde.ca.gov/dataquest>



ACE Empower Academy

Academic Year 2024-2025 • Current Grade Span: 5-8



Fast Facts



District Appeal or Countywide:
District Appeal (ARUSD)



Authorization by SCCBOE:
2007



Year Opened:
2008



Renewal Year(s):
2011, 2016, 2020



Current Charter Term:
2021-2027

Financial Data

Average Site Administrator Salary	\$111,583
Average Teacher Salary	\$71,994
Average Classified Staff Salary	\$59,954
Average per Pupil Cost	\$20,415
CMO Rate	9.21%
CMO Fee	\$411,623
Facility Cost	\$529,779
Facility - Leased/Owned	Leased
Participates in STRS	Yes
Participates in PERS	No
Other Retirement Benefits	401(k)
Annual Teacher Attrition Rate (Teachers Not Returning/Total Teachers)	43%

Data reported by school as of February 1, 2025.

Student to Teacher Ratio

Grades 4-8 27:1

Teachers

African American	0
Asian	2
Hispanic	4
White	0
Other	0
Two or More Races	2
Total	8
Average Tenure Teaching	3.8
Average Tenure at Site	1.9

Administrators

African American	0
Asian	0
Hispanic	2
White	0
Other	0
Two or More Races	0
Total	2
Average Tenure at Site	6.5

Support Staff

African American	0
Asian	0
Hispanic	7
White	0
Other	0
Two or More Races	0
Total	7
Average Tenure at Site	7.8

Principal: Michelle Williams

CMO: ACE Charter Schools

625 S. Sunset Ave. • San José, CA 95116 • Tel: 408-729-3920 • E-mail: mwilliams@acecharter.org

STUDENT ENROLLMENT

Total Enrollment: 190
Waitlist: 0

Students From Local District

74.0% (134)

Annual Student Retention Rate
Number of students who chose to return.

69.0%

STUDENT GROUPS

English Learners (EL)

71.0% (134)

Students with Disabilities (SWD)

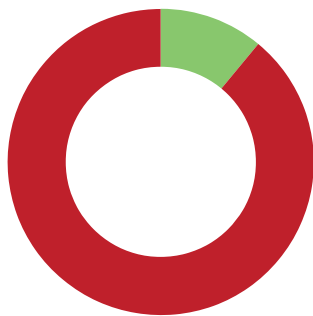
11.0% (20)

Socioeconomically Disadvantaged (SED)

96.0 (182)

ELA:

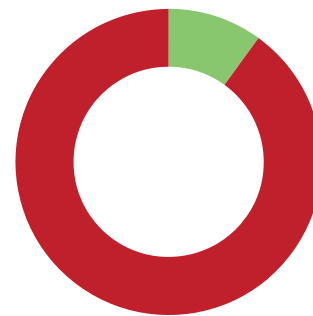
All Students in ELA



10.9%
*Met or Exceeded
Standard for ELA*

MATH:

All Students in Math



9.5%
*Met or Exceeded
Standard for Math*

ELA Met or Exceeded by Student Group

English Learners (EL)

3.8%

Students with Disabilities (SWD)

6.9%

Socioeconomically Disadvantaged (SED)

11.1%

Math Met or Exceeded by Student Group

English Learners (EL)

6.4%

Students with Disabilities (SWD)

0%

Socioeconomically Disadvantaged (SED)






14.5%

Alpha: Cornerstone Academy Preparatory

Academic Year 2024-2025 • Current Grade Span: TK-8



Fast Facts

	District Appeal or Countywide: District Appeal (FMSD)
	Authorization by FMSD: 2009 Authorization by SCCBOE: 2020
	Year Opened: 2010
	Renewal Year(s): 2020
	Current Charter Term: 2020-2028

Financial Data

Average Site Administrator Salary	\$115,130
Average Teacher Salary	\$85,392
Average Classified Staff Salary	\$47,287
Average per Pupil Cost	\$18,840
CMO Rate	14%
CMO Fee	\$1.254,926
Facility Cost	\$446,122
Facility - Leased/Owned	Leased
Participates in STRS	Yes
Participates in PERS	No
Other Retirement Benefits	403(b)
Annual Teacher Attrition Rate (Teachers Not Returning/Total Teachers)	19%

Data reported by school as of February 1, 2025.

Student to Teacher Ratio

Grade TK/K	28:1	Grades 1-3	27:1
Grades 4-8	27:1		

Teachers

African American	1
Asian	4
Hispanic	9
White	10
Other	0
Two or More Races	2
Total	26
Average Tenure Teaching	6
Average Tenure at Site	5.5

Administrators

African American	0
Asian	0
Hispanic	2
White	3
Other	1
Two or More Races	0
Total	6
Average Tenure at Site	6.5

Support Staff

African American	1
Asian	3
Hispanic	14
White	2
Other	0
Two or More Races	0
Total	20
Average Tenure at Site	3.2

Principal: Fallon Housman

CMO: Alpha Public Schools

1598 Lucretia Ave. • San José, CA 95122 • Tel: 408-361-3876 • E-mail: fhousman@alphapublicschools.org

STUDENT ENROLLMENT

Total Enrollment: 556
Waitlist: 390

Students From Local District

57.9% (322)

Annual Student Retention Rate
Number of students who chose to return.

91.7%

STUDENT GROUPS

English Learners (EL)

23.2% (129)

Students with Disabilities (SWD)

9.5% (53)

Socioeconomically Disadvantaged (SED)

61.3% (341)

ELA:

All Students in ELA



61.3%
*Met or Exceeded
Standard for ELA*

MATH:

All Students in Math



52.7%
*Met or Exceeded
Standard for Math*

ELA Met or Exceeded by Student Group

English Learners (EL)

6.6%

Students with Disabilities (SWD)

10.0%

Socioeconomically Disadvantaged (SED)

55.4%

Math Met or Exceeded by Student Group

English Learners (EL)

12.9%

Students with Disabilities (SWD)

12.9%

Socioeconomically Disadvantaged (SED)

46.4%

Alpha: José Hernández

Academic Year 2024-2025 • Current Grade Span: TK-8



Fast Facts



District Appeal or Countywide:
District Appeal (ARUSD)



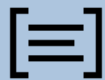
Authorization by SCCBOE:
2013



Year Opened:
2014



Renewal Year(s):
2016, 2025



Current Charter Term:
2025-2027

Financial Data

Average Site Administrator Salary	\$111,478
Average Teacher Salary	\$79,316
Average Classified Staff Salary	\$44,426
Average per Pupil Cost	\$18,870
CMO Rate	12%
CMO Fee	\$1,160,611
Facility Cost	\$187,147
Facility - Leased/Owned	Leased
Participates in STRS	No
Participates in PERS	No
Other Retirement Benefits	403(b)
Annual Teacher Attrition Rate (Teachers Not Returning/Total Teachers)	55%

Data reported by school as of February 1, 2025.

Student to Teacher Ratio

Grades TK/K	20:1	Grades 1-3	27:1
Grades 4-8	27:1		

Teachers

African American	2
Asian	8
Hispanic	6
White	4
Other	0
Two or More Races	2
Total	22
Average Tenure Teaching	4.6
Average Tenure at Site	2.8

Administrators

African American	0
Asian	0
Hispanic	6
White	0
Other	0
Two or More Races	0
Total	6
Average Tenure at Site	6.3

Support Staff

African American	1
Asian	1
Hispanic	18
White	0
Other	0
Two or More Races	1
Total	21
Average Tenure at Site	2.2

Principal: Julianna Parra

CMO: Alpha Public Schools

1601 Cunningham Ave. • San José, CA 95122 • Tel: 408-780-1551 (ext. 303) • E-mail: jparra@alphapublicschools.org

STUDENT ENROLLMENT

Total Enrollment: 437
Waitlist: 302

Students From Local District

57.8% (253) 

Annual Student Retention Rate

Number of students who chose to return.

89.9% 

STUDENT GROUPS

English Learners (EL)

63.4% (277) 

Students with Disabilities (SWD)

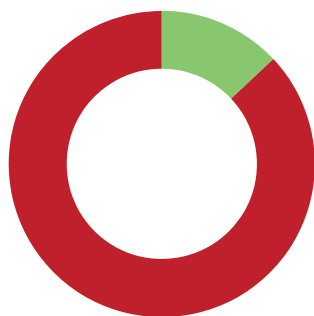
12.8% (56) 

Socioeconomically Disadvantaged (SED)

93.4% (408) 

ELA:

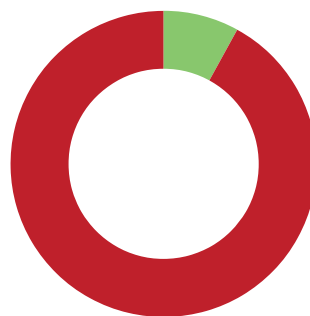
All Students in ELA



12.6%
*Met or Exceeded
Standard for ELA*

MATH:

All Students in Math



7.9%
*Met or Exceeded
Standard for Math*

ELA Met or Exceeded by Student Group

English Learners (EL)

 4.1%

Students with Disabilities (SWD)

 2.6%

Socioeconomically Disadvantaged (SED)

 12.1%

Math Met or Exceeded by Student Group

English Learners (EL)

 4.4%

Students with Disabilities (SWD)

 0%

Socioeconomically Disadvantaged (SED)

 7.1%



Bullis Charter School

Academic Year 2024-2025 • Current Grade Span: TK-8



Fast Facts



District Appeal or Countywide:
District Appeal (LASD)



Authorization by SCCBOE:
2003



Year Opened:
2004



Renewal Year(s):
2007, 2012, 2016, 2025



Current Charter Term:
2025-2030

Financial Data

Average Site Administrator Salary	\$186,938
Average Teacher Salary	\$97,000
Average Classified Staff Salary	\$69,898
Average per Pupil Cost	\$19,598
CMO Rate	N/A
CMO Fee	N/A
Facility Cost	\$349,575
Facility - Leased/Owned	Leased
Participates in STRS	Yes
Participates in PERS	No
Other Retirement Benefits	403(b)
Annual Teacher Attrition Rate (Teachers Not Returning/Total Teachers)	14%

Data reported by school as of February 1, 2025.

Student to Teacher Ratio

Grades TK/K	12:1	Grades 1-3	11:1
Grades 4-8	12:1		

Teachers

African American	1
Asian	17
Hispanic	8
White	53
Other	1
Two or More Races	3
Total	83
Average Tenure Teaching	10.1
Average Tenure at Site	4.8

Administrators

African American	2
Asian	0
Hispanic	0
White	4
Other	0
Two or More Races	0
Total	6
Average Tenure at Site	5.7

Support Staff

African American	2
Asian	7
Hispanic	10
White	10
Other	2
Two or More Races	1
Total	32
Average Tenure at Site	5.1

Superintendent/Principal: Maureen Israel

CMO: None

102 W. Portola Ave. / 11204 Covington Rd. • Los Altos, CA 94022/94024

Tel: 650-947-4100 • E-mail: misrael@bullischarterschool.org

STUDENT ENROLLMENT

Total Enrollment: 993

Waitlist: 866

Students From Local District

90.6% (900) 

Annual Student Retention Rate

Number of students who chose to return.

94.3% 

STUDENT GROUPS

English Learners (EL)

5.6% (56) 

Students with Disabilities (SWD)

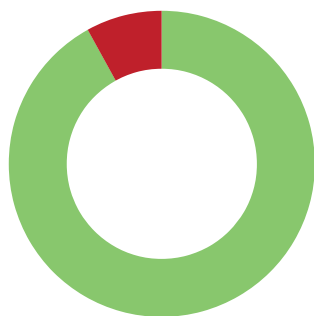
6.1% (61) 

Socioeconomically Disadvantaged (SED)

6.1% (61) 

ELA:

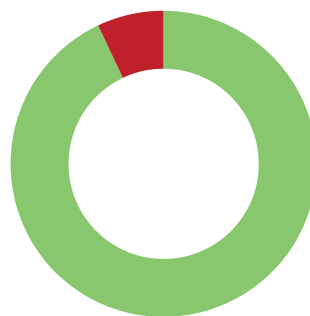
All Students in ELA



91.5%
*Met or Exceeded
Standard for ELA*

MATH:

All Students in Math



93.1%
*Met or Exceeded
Standard for Math*

ELA Met or Exceeded by Student Group

English Learners (EL)

 38.1%

Students with Disabilities (SWD)

 57.1%

Socioeconomically Disadvantaged (SED)

 56.5%

Math Met or Exceeded by Student Group

English Learners (EL)

 47.6%

Students with Disabilities (SWD)

 58.9%

Socioeconomically Disadvantaged (SED)

 65.2%



Discovery Charter School I (Phoenix)

Academic Year 2024-2025 • Current Grade Span: K-8



Fast Facts

	District Appeal or Countywide: District Appeal (MSD)
	Authorization by SCCBOE: 2006
	Year Opened: 2006
	Renewal Year(s): 2009, 2014, 2019
	Current Charter Term: 2019-2027

Financial Data

Average Site Administrator Salary	\$140,382
Average Teacher Salary	\$97,925
Average Classified Staff Salary	\$42,970
Average per Pupil Cost	\$15,349
CMO Rate	0%
CMO Fee	N/A
Facility Cost	\$471,573
Facility - Leased/Owned	Leased
Participates in STRS	Yes
Participates in PERS	No
Other Retirement Benefits	403(b), 457
Annual Teacher Attrition Rate (Teachers Not Returning/Total Teachers)	10%

Data reported by school as of February 1, 2025.

Student to Teacher Ratio

Grade K	22:1	Grades 1-3	27:1
Grades 4-8	28:1		

Teachers

African American	1
Asian	5
Hispanic	2
White	25
Other	3
Two or More Races	0
Total	36
Average Tenure Teaching	6.9
Average Tenure at Site	7.3

Administrators

African American	0
Asian	0
Hispanic	3
White	1
Other	0
Two or More Races	0
Total	4
Average Tenure at Site	4.8

Support Staff

African American	1
Asian	3
Hispanic	7
White	20
Other	0
Two or More Races	1
Total	32
Average Tenure at Site	3.7

Director: Carol Bauerle

CMO: Discovery Charter Schools

4021 Teale Ave. • San José, CA 95117 • Tel: 408-243-9800 • E-mail: cbauerle@discoveryk8.org

STUDENT ENROLLMENT

Total Enrollment: 552
Waitlist: 138

Students From Local District

31.7% (175)

Annual Student Retention Rate
Number of students who chose to return.

88%

STUDENT GROUPS

English Learners (EL)

17.0% (95)

Students with Disabilities (SWD)

12.6% (70)

Socioeconomically Disadvantaged (SED)

18.0% (99)

ELA:

All Students in ELA



66.8%
*Met or Exceeded
Standard for ELA*

MATH:

All Students in Math



65.1%
*Met or Exceeded
Standard for Math*

ELA Met or Exceeded by Student Group

English Learners (EL)

16.7%

Students with Disabilities (SWD)

35.9%

Socioeconomically Disadvantaged (SED)

54.9%

Math Met or Exceeded by Student Group

English Learners (EL)

22.2%

Students with Disabilities (SWD)

24.5%

Socioeconomically Disadvantaged (SED)

42.3%



Discovery Charter School II (Falcon)

Academic Year 2024-2025 • Current Grade Span: TK-8



Fast Facts

	District Appeal or Countywide: District Appeal (SJUSD)
	Authorization by SCCBOE: 2013
	Year Opened: 2013
	Renewal Year(s): 2018
	Current Charter Term: 2018-2026

Financial Data

Average Site Administrator Salary	\$140,382
Average Teacher Salary	\$90,041
Average Classified Staff Salary	\$33,693
Average per Pupil Cost	\$15,372
CMO Rate	0%
CMO Fee	N/A
Facility Cost	\$894,797
Facility - Leased/Owned	Leased
Participates in STRS	Yes
Participates in PERS	No
Other Retirement Benefits	403(b), 457
Annual Teacher Attrition Rate (Teachers Not Returning/Total Teachers)	27%

Data reported by school as of February 1, 2025.

Student to Teacher Ratio

Grades TK/K	14:1	Grades 1-3	20:1
Grades 4-8	24:1		

Teachers

African American	0
Asian	2
Hispanic	2
White	16
Other	4
Two or More Races	2
Total	26
Average Tenure Teaching	4.1
Average Tenure at Site	4.1

Administrators

African American	0
Asian	0
Hispanic	3
White	1
Other	0
Two or More Races	0
Total	4
Average Tenure at Site	3.3

Support Staff

African American	0
Asian	9
Hispanic	8
White	11
Other	3
Two or More Races	5
Total	36
Average Tenure at Site	4.2

Director: Karla Lund

CMO: Discovery Charter Schools

762 Sunset Glen • San José, CA 95123 • Tel: 408-300-1358 • E-mail: klund@discoverytwo.org

STUDENT ENROLLMENT

Total Enrollment: 465
Waitlist: 0

Students From Local District

39.1% (182) 

Annual Student Retention Rate

Number of students who chose to return.

86.0% 

STUDENT GROUPS

English Learners (EL)

8.4% (40) 

Students with Disabilities (SWD)

13.1% (62) 

Socioeconomically Disadvantaged (SED)

17.5% (83) 

ELA:

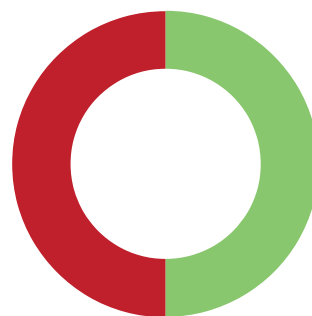
All Students in ELA



53.0%
*Met or Exceeded
Standard for ELA*

MATH:

All Students in Math



49.7%
*Met or Exceeded
Standard for Math*

ELA Met or Exceeded by Student Group

English Learners (EL)

 0%

Students with Disabilities (SWD)

 19.6%

Socioeconomically Disadvantaged (SED)

 35.9%

Math Met or Exceeded by Student Group

English Learners (EL)

 11.1%

Students with Disabilities (SWD)

 19.6%

Socioeconomically Disadvantaged (SED)

 37.7%



Downtown College Prep (DCP) – Alum Rock

Academic Year 2024-2025 • Current Grade Span: 6-8



Fast Facts



District Appeal or Countywide:
District Appeal (ESUHSD)



Authorization by SCCBOE:
2009



Year Opened:
2011



Renewal Year(s):
2016, 2020



Current Charter Term:
2021-2027*

Financial Data

Average Site Administrator Salary	\$143,434
Average Teacher Salary	\$71,966
Average Classified Staff Salary	\$45,132
Average per Pupil Cost	\$30,625
CMO Rate	10%
CMO Fee	\$387,155
Facility Cost	\$1,097,652
Facility - Leased/Owned	Leased
Participates in STRS	Yes
Participates in PERS	Yes
Other Retirement Benefits	403(b)/457(b)
Annual Teacher Attrition Rate (Teachers Not Returning/Total Teachers)	16%

Data reported by school as of February 1, 2025.

Student to Teacher Ratio

Grades 4-8	32:1	Grades 9-12	32:1
------------	------	-------------	------

Teachers

African American	0
Asian	0
Hispanic	5
White	6
Other	0
Two or More Races	0
Total	11
Average Tenure Teaching	7.2
Average Tenure at Site	3.5

Administrators

African American	0
Asian	1
Hispanic	4
White	1
Other	0
Two or More Races	0
Total	6
Average Tenure at Site	9.2

Support Staff

African American	0
Asian	3
Hispanic	13
White	2
Other	0
Two or More Races	1
Total	19
Average Tenure at Site	4.5

*Downtown College Prep - Alum Rock will voluntarily close on June 30, 2025

Principal: Jose Zavala

CMO: Downtown College Prep

2800 Ocala Rd. • San José, CA 95148 • Tel: 408-942-7000 • E-mail: jzavala@dcp.org

STUDENT ENROLLMENT

Total Enrollment: 202
Waitlist: 0

Students From Local District

59.9% (121) 

Annual Student Retention Rate
Number of students who chose to return.

82% 

STUDENT GROUPS

English Learners (EL)

36.6% (74) 

Students with Disabilities (SWD)

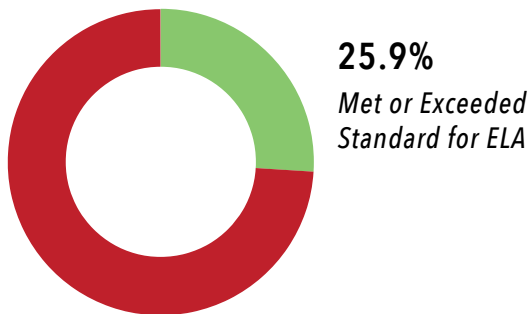
11.9% (24) 

Socioeconomically Disadvantaged (SED)

10.4% (21) 

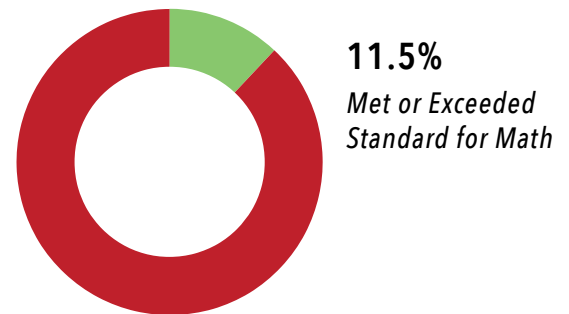
ELA:

All Students in ELA



MATH:

All Students in Math



ELA Met or Exceeded by Student Group

English Learners (EL)

 2.1%

Students with Disabilities (SWD)

 4.9%

Socioeconomically Disadvantaged (SED)

 22.7%

Math Met or Exceeded by Student Group

English Learners (EL)

 1.1%

Students with Disabilities (SWD)

 2.4%

Socioeconomically Disadvantaged (SED)

 8.3%

Opportunity Youth Academy (OYA)

Academic Year 2024-2025 • Current Grade Span: 9-12 (ages 16-24 years)



Fast Facts



District Appeal or Countywide:
Countywide



Authorization by SCCBOE:
2016



Year Opened:
2016



Renewal Year(s):
2021



Current Charter Term:
2021-2027

Financial Data

Average Site Administrator Salary	\$188,545
Average Teacher Salary	\$192,308
Average Classified Staff Salary	\$70,778
Average per Pupil Cost	\$20,167
CMO Rate	N/A
CMO Fee	N/A
Facility Cost	\$99,955
Facility - Leased/Owned	Leased
Participates in STRS	Yes
Participates in PERS	Yes
Other Retirement Benefits	N/A
Annual Teacher Attrition Rate (Teachers Not Returning/Total Teachers)	0%

Data reported by school as of February 1, 2025.

Student to Teacher Ratio

Grades 9-12 38:1

Teachers

African American	0
Asian	3
Hispanic	3
White	2
Other	1
Two or More Races	0
Total	9
Average Tenure Teaching	12
Average Tenure at Site	5.6

Administrators

African American	1
Asian	0
Hispanic	1
White	1
Other	0
Two or More Races	0
Total	3
Average Tenure at Site	3.3

Support Staff

African American	0
Asian	0
Hispanic	14
White	0
Other	0
Two or More Races	2
Total	16
Average Tenure at Site	4

Principal: Dr. Katherine Everett

SCCOE Dependent Charter

Main Office - OYA Snell - 3550 Snell Ave. • San José, CA 95136 • Tel: 408-573-3260 • E-mail: keverett@sccoe.org

STUDENT ENROLLMENT

Total Enrollment: 311
Waitlist: 124

Students From Local District

100% (311) 

Annual Student Retention Rate
Number of students who chose to return.

100% 

STUDENT GROUPS

English Learners (EL)

29.9% (93) 

Students with Disabilities (SWD)

20.6% (64) 

Socioeconomically Disadvantaged (SED)

85% (312) 

ELA:

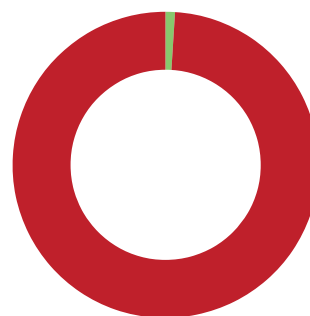
All Students in ELA*



14.7%
*Met or Exceeded
Standard for ELA*

MATH:

All Students in Math*



1.0%
*Met or Exceeded
Standard for Math*

ELA Met or Exceeded by Student Group*

English Learners (EL)

 0%

Students with Disabilities (SWD)

 0%

Socioeconomically Disadvantaged (SED)

 8.6%

Math Met or Exceeded by Student Group*

English Learners (EL)

 0%

Students with Disabilities (SWD)

 0%

Socioeconomically Disadvantaged (SED)

 0%

*OYA is a Dashboard Alternative School Status (DASS) school. DASS enables alternative schools in California to use modified methods of evaluation to fairly support the ever-changing student population.



Rocketship Alma Academy

Academic Year 2024-2025 • Current Grade Span: TK-5



Fast Facts



District Appeal or Countywide:
Countywide



Authorization by SCCBOE:
2011



Year Opened:
2012



Renewal Year(s):
2017, 2025



Current Charter Term:
2025-2030

Financial Data

Average Site Administrator Salary	\$107,587
Average Teacher Salary	\$78,338
Average Classified Staff Salary	\$51,711
Average per Pupil Cost	\$18,416
CMO Rate	15%
CMO Fee	\$1,539,017
Facility Cost	\$730,999
Facility - Leased/Owned	Leased
Participates in STRS	Yes
Participates in PERS	No
Other Retirement Benefits	403(b)
Annual Teacher Attrition Rate (Teachers Not Returning/Total Teachers)	10%

Data reported by school as of February 1, 2025.

Student to Teacher Ratio

Grades TK/K	23:1	Grades 1-3	29:1
Grades 4-8	26:1		

Teachers

African American	0
Asian	5
Hispanic	11
White	6
Other	1
Two or More Races	1
Total	24
Average Tenure Teaching	3.0
Average Tenure at Site	3.0

Administrators

African American	0
Asian	0
Hispanic	5
White	1
Other	0
Two or More Races	0
Total	6
Average Tenure at Site	8.9

Support Staff

African American	3
Asian	0
Hispanic	16
White	2
Other	3
Two or More Races	0
Total	24
Average Tenure at Site	3.9

Principal: Abel Ibarra

CMO: Rocketship Public Schools

198 W. Alma Ave. • San José, CA 95110 • Tel: 408-931-6838 • E-mail: aibarra@rsed.org

STUDENT ENROLLMENT

Total Enrollment: 529
Waitlist: 1

Students From Local District

61.4% (325) 

Annual Student Retention Rate
Number of students who chose to return.

88.9% 

STUDENT GROUPS

English Learners (EL)

54.1% (286) 

Students with Disabilities (SWD)

11.9% (63) 

Socioeconomically Disadvantaged (SED)

81.1% (429) 

ELA:

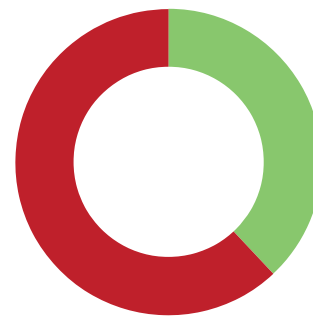
All Students in ELA



47.2%
*Met or Exceeded
Standard for ELA*

MATH:

All Students in Math



38.2%
*Met or Exceeded
Standard for Math*

ELA Met or Exceeded by Student Group

English Learners (EL)

 20.8%

Students with Disabilities (SWD)

 20.0%

Socioeconomically Disadvantaged (SED)

 33.1%

Math Met or Exceeded by Student Group

English Learners (EL)

 24.2%

Students with Disabilities (SWD)

 12.9%

Socioeconomically Disadvantaged (SED)

 32.4%



Rocketship Academy for Brilliant Minds

Academic Year 2024-2025 • Current Grade Span: TK-5



Fast Facts



District Appeal or Countywide:
Countywide



Authorization by SCCBOE:
2011



Year Opened:
2012



Renewal Year(s):
2016, 2025



Current Charter Term:
2025-2030

Financial Data

Average Site Administrator Salary	\$104,953
Average Teacher Salary	\$78,211
Average Classified Staff Salary	\$49,893
Average per Pupil Cost	\$21,931
CMO Rate	15%
CMO Fee	\$1,603,201
Facility Cost	\$853,170
Facility - Leased/Owned	Leased
Participates in STRS	Yes
Participates in PERS	No
Other Retirement Benefits	403(b)
Annual Teacher Attrition Rate (Teachers Not Returning/Total Teachers)	13%

Data reported by school as of February 1, 2025.

Student to Teacher Ratio

Grades TK/K	24:1	Grades 1-3	27:1
Grades 4-8	25:1		

Teachers

African American	0
Asian	4
Hispanic	14
White	4
Other	0
Two or More Races	1
Total	23
Average Tenure Teaching	3.0
Average Tenure at Site	3.7

Administrators

African American	1
Asian	0
Hispanic	3
White	1
Other	0
Two or More Races	1
Total	6
Average Tenure at Site	4.0

Support Staff

African American	1
Asian	2
Hispanic	14
White	2
Other	6
Two or More Races	0
Total	25
Average Tenure at Site	3.5

Principal: Lisa Greene

CMO: Rocketship Public Schools

2962 Story Rd. • San José, CA 95127 • Tel: 408-708-5650 • E-mail: ligreene@rsed.org

STUDENT ENROLLMENT

Total Enrollment: 494
Waitlist: 8

Students From Local District

54.0% (267) 

Annual Student Retention Rate

Number of students who chose to return.

86.8% 

STUDENT GROUPS

English Learners (EL)

44.9% (222) 

Students with Disabilities (SWD)

17.6% (87) 

Socioeconomically Disadvantaged (SED)

73.1% (361) 

ELA:

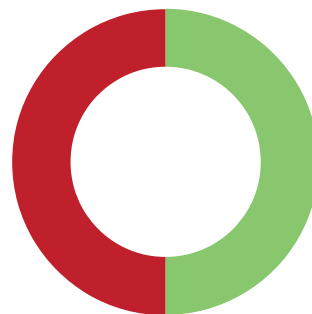
All Students in ELA



46.5%
*Met or Exceeded
Standard for ELA*

MATH:

All Students in Math



50.0%
*Met or Exceeded
Standard for Math*

ELA Met or Exceeded by Student Group

English Learners (EL)

 21.1%

Students with Disabilities (SWD)

 3.7%

Socioeconomically Disadvantaged (SED)

 46.3%

Math Met or Exceeded by Student Group

English Learners (EL)

 33.3%

Students with Disabilities (SWD)

 14.8%


Socioeconomically Disadvantaged (SED)

 44.3%



Rocketship Discovery Prep

Academic Year 2024-2025 • Current Grade Span: TK-5



Fast Facts



District Appeal or Countywide:
Countywide



Authorization by SCCBOE:
2011



Year Opened:
2011



Renewal Year(s):
2016, 2020



Current Charter Term:
2021-2027

Financial Data

Average Site Administrator Salary	\$100,807
Average Teacher Salary	\$75,548
Average Classified Staff Salary	\$51,956
Average per Pupil Cost	\$20,733
CMO Rate	15%
CMO Fee	\$1,224,184
Facility Cost	\$766,310
Facility - Leased/Owned	Leased
Participates in STRS	Yes
Participates in PERS	No
Other Retirement Benefits	403(b)
Annual Teacher Attrition Rate (Teachers Not Returning/Total Teachers)	17%

Data reported by school as of February 1, 2025.

Student to Teacher Ratio

Grades TK-K	22:1	Grades 1-3	32:1
Grades 4-8	27:1		

Teachers

African American	1
Asian	2
Hispanic	8
White	1
Other	7
Two or More Races	0
Total	19
Average Tenure Teaching	1.3
Average Tenure at Site	1.3

Administrators

African American	1
Asian	1
Hispanic	3
White	1
Other	0
Two or More Races	0
Total	6
Average Tenure at Site	6.8

Support Staff

African American	1
Asian	3
Hispanic	12
White	1
Other	2
Two or More Races	0
Total	19
Average Tenure at Site	3.9

Principal: Ayesha Doster

CMO: Rocketship Public Schools

370 Wooster Ave. • San José, CA 95116 • Tel: 408-217-8951 • E-mail: adoster@rsed.org

STUDENT ENROLLMENT

Total Enrollment: 410
Waitlist: 3

Students From Local District

54.4% (223) 

Annual Student Retention Rate
Number of students who chose to return.

86.8% 

STUDENT GROUPS

English Learners (EL)

46.1% (189) 

Students with Disabilities (SWD)

16.1% (66) 

Socioeconomically Disadvantaged (SED)

74.4% (305) 

ELA:

All Students in ELA



41.2%
*Met or Exceeded
Standard for ELA*

MATH:

All Students in Math



39.6%
*Met or Exceeded
Standard for Math*

ELA Met or Exceeded by Student Group

English Learners (EL)

 25.6%

Students with Disabilities (SWD)

 5.3%

Socioeconomically Disadvantaged (SED)

 34.9%

Math Met or Exceeded by Student Group

English Learners (EL)

 22.0%

Students with Disabilities (SWD)

 15.8%

Socioeconomically Disadvantaged (SED)

 35.9%



Rocketship Fuerza Community Prep

Academic Year 2024-2025 • Current Grade Span: TK-5



Fast Facts



District Appeal or Countywide:
District Appeal (ARUSD)



Authorization by SCCBOE:
2014



Year Opened:
2014



Renewal Year(s):
2018



Current Charter Term:
2019-2027

Financial Data

Average Site Administrator Salary	\$101,569
Average Teacher Salary	\$78,695
Average Classified Staff Salary	\$49,751
Average per Pupil Cost	\$20,936
CMO Rate	15%
CMO Fee	\$1,595,110
Facility Cost	\$1,109,439
Facility - Leased/Owned	Leased
Participates in STRS	Yes
Participates in PERS	No
Other Retirement Benefits	403(b)
Annual Teacher Attrition Rate (Teachers Not Returning/Total Teachers)	32%

Data reported by school as of February 1, 2025.

Student to Teacher Ratio

Grades TK/K	27:1	Grades 1-3	29:1
Grades 4-8	29:1		

Teachers

African American	2
Asian	3
Hispanic	11
White	2
Other	1
Two or More Races	2
Total	21
Average Tenure Teaching	3.2
Average Tenure at Site	3.3

Administrators

African American	0
Asian	0
Hispanic	4
White	1
Other	0
Two or More Races	0
Total	5
Average Tenure at Site	6.9

Support Staff

African American	0
Asian	1
Hispanic	18
White	2
Other	3
Two or More Races	1
Total	25
Average Tenure at Site	4.5

Principal: Riley St. Marie

CMO: Rocketship Public Schools

70 S. Jackson Ave. • San José, CA 95116 • Tel: 408-708-5744 • E-mail: rstmarie@rsed.org

STUDENT ENROLLMENT

Total Enrollment: 510
Waitlist: 3

Students From Local District

64.7% (330) 

Annual Student Retention Rate
Number of students who chose to return.

81.1% 

STUDENT GROUPS

English Learners (EL)

55.8% (285) 

Students with Disabilities (SWD)

10.8% (55) 

Socioeconomically Disadvantaged (SED)

81.1% (399) 

ELA:

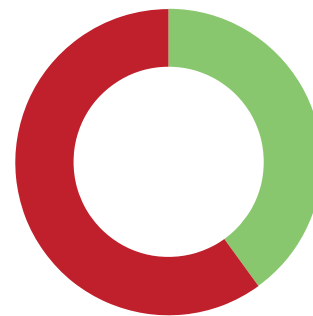
All Students in ELA



43.8%
*Met or Exceeded
Standard for ELA*

MATH:

All Students in Math



40.3%
*Met or Exceeded
Standard for Math*

ELA Met or Exceeded by Student Group

English Learners (EL)

 23.3%

Students with Disabilities (SWD)

 13.8%

Socioeconomically Disadvantaged (SED)

 38.8%

Math Met or Exceeded by Student Group

English Learners (EL)

 21.5%

Students with Disabilities (SWD)

 17.2%


Socioeconomically Disadvantaged (SED)

 35.9%



Rocketship Los Sueños Academy

Academic Year 2024-2025 • Current Grade Span: TK-5



Fast Facts



District Appeal or Countywide:
Countywide



Authorization by SCCBOE:
2009



Year Opened:
2010



Renewal Year(s):
2015, 2020



Current Charter Term:
2020-2028

Financial Data

Average Site Administrator Salary	\$118,001
Average Teacher Salary	\$83,425
Average Classified Staff Salary	\$52,196
Average per Pupil Cost	\$22,458
CMO Rate	15%
CMO Fee	\$1,129,812
Facility Cost	\$880,548
Facility - Leased/Owned	Leased
Participates in STRS	Yes
Participates in PERS	No
Other Retirement Benefits	403(b)
Annual Teacher Attrition Rate (Teachers Not Returning/Total Teachers)	40%

Data reported by school as of February 1, 2025.

Student to Teacher Ratio

Grades TK/K	19:1	Grades 1-3	23:1
Grades 4-8	22:1		

Teachers

African American	1
Asian	1
Hispanic	9
White	3
Other	1
Two or More Races	2
Total	17
Average Tenure Teaching	4.6
Average Tenure at Site	3.7

Administrators

African American	1
Asian	0
Hispanic	4
White	0
Other	0
Two or More Races	0
Total	5
Average Tenure at Site	7.9

Support Staff

African American	0
Asian	1
Hispanic	13
White	0
Other	0
Two or More Races	0
Total	14
Average Tenure at Site	6.3

Principal: Gabriela Gordon

CMO: Rocketship Public Schools

331 S. 34th St. • San José, CA 95116 • Tel: 408-684-4028 • E-mail: ggordon@rsed.org

STUDENT ENROLLMENT

Total Enrollment: 307
Waitlist: 1

Students From Local District

51.8% (159) 

Annual Student Retention Rate

Number of students who chose to return.

75.8% 

STUDENT GROUPS

English Learners (EL)

56.7% (174) 

Students with Disabilities (SWD)

15.3% (47) 

Socioeconomically Disadvantaged (SED)

75.8% (253) 

ELA:

All Students in ELA



34.9%
*Met or Exceeded
Standard for ELA*

MATH:

All Students in Math



43.0%
*Met or Exceeded
Standard for Math*

ELA Met or Exceeded by Student Group

English Learners (EL)

 19.4%

Students with Disabilities (SWD)

 0%

Socioeconomically Disadvantaged (SED)

 33.5%

Math Met or Exceeded by Student Group

English Learners (EL)

 29.8%

Students with Disabilities (SWD)

 5.9%

Socioeconomically Disadvantaged (SED)

 43.1%



Rocketship Mateo Sheedy

Academic Year 2024-2025 • Current Grade Span: TK-5



Fast Facts



District Appeal or Countywide:
District Appeal (SJUSD)



Authorization by SCCBOE:
2006



Year Opened:
2007



Renewal Year(s):
2009, 2015, 2019



Current Charter Term:
2020-2028

Financial Data

Average Site Administrator Salary	\$111,722
Average Teacher Salary	\$77,299
Average Classified Staff Salary	\$47,202
Average per Pupil Cost	\$19,945
CMO Rate	15%
CMO Fee	\$1,340,487
Facility Cost	\$885,758
Facility - Leased/Owned	Leased
Participates in STRS	Yes
Participates in PERS	No
Other Retirement Benefits	403(b)
Annual Teacher Attrition Rate (Teachers Not Returning/Total Teachers)	12%

Data reported by school as of February 1, 2025.

Student to Teacher Ratio

Grades TK/K	22:1	Grades 1-3	28:1
Grades 4-8	27:1		

Teachers

African American	1
Asian	3
Hispanic	5
White	5
Other	5
Two or More Races	2
Total	21
Average Tenure Teaching	2.2
Average Tenure at Site	2.2

Administrators

African American	1
Asian	2
Hispanic	2
White	0
Other	0
Two or More Races	0
Total	5
Average Tenure at Site	6.9

Support Staff

African American	1
Asian	0
Hispanic	18
White	0
Other	2
Two or More Races	0
Total	21
Average Tenure at Site	2.9

Principal: Courtney English

CMO: Rocketship Public Schools

768 Locust St. • San José, CA 95110 • Tel: 408-286-3330 • E-mail: cenglish@rsed.org

STUDENT ENROLLMENT

Total Enrollment: 446
Waitlist: 1

Students From Local Districts

65.0% (290) 

Annual Student Retention Rate
Number of students who chose to return.

87.2% 

STUDENT GROUPS

English Learners (EL)

51.8% (231) 

Students with Disabilities (SWD)

9.4% (42) 

Socioeconomically Disadvantaged (SED)

81.4% (363) 

ELA:

All Students in ELA



43.9%
*Met or Exceeded
Standard for ELA*

MATH:

All Students in Math



41.8
*Met or Exceeded
Standard for Math*

ELA Met or Exceeded by Student Group

English Learners (EL)

 25.8%

Students with Disabilities (SWD)

 16.7%

Socioeconomically Disadvantaged (SED)

 41.8%

Math Met or Exceeded by Student Group

English Learners (EL)

 29.4%

Students with Disabilities (SWD)

 11.1%

Socioeconomically Disadvantaged (SED)

 39.6%



Rocketship Rising Stars Academy

Academic Year 2024-2025 • Current Grade Span: TK-4



Fast Facts



District Appeal or Countywide:
District Appeal (FMSD)



Authorization by SCCBOE:
2015



Year Opened:
2016



Renewal Year(s):
2020



Current Charter Term:
2021-2027

Financial Data

Average Site Administrator Salary	\$109,746
Average Teacher Salary	\$79,278
Average Classified Staff Salary	\$48,377
Average per Pupil Cost	\$18,983
CMO Rate	15%
CMO Fee	\$1,912,620
Facility Cost	\$894,904
Facility - Leased/Owned	Leased
Participates in STRS	Yes
Participates in PERS	No
Other Retirement Benefits	403(b)
Annual Teacher Attrition Rate	23%
(Teachers Not Returning/Total Teachers)	

Data reported by school as of February 1, 2025.

Student to Teacher Ratio

Grades TK/K	28:1	Grades 1-3	37:1
Grade 4-8	36:1		

Teachers

African American	1
Asian	1
Hispanic	16
White	1
Other	3
Two or More Races	1
Total	23
Average Tenure Teaching	2.6
Average Tenure at Site	2.7

Administrators

African American	0
Asian	0
Hispanic	5
White	0
Other	0
Two or More Races	1
Total	6
Average Tenure at Site	7.5

Support Staff

African American	0
Asian	0
Hispanic	17
White	1
Other	7
Two or More Races	1
Total	26
Average Tenure at Site	3.0

Principal: Alberto Perez

CMO: Rocketship Public Schools

3172 Senter Rd. • San José, CA 95111 • Tel: 408-677-4879 • E-mail: aperez@rsed.org

STUDENT ENROLLMENT

Total Enrollment: 610
Waitlist: 6

Students From Local District

47.7% (291)

Annual Student Retention Rate
Number of students who chose to return.

90.9%

STUDENT GROUPS

English Learners (EL)

33.8% (206)

Students with Disabilities (SWD)

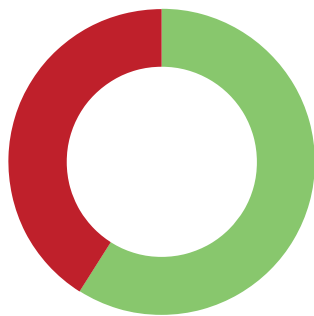
9.5% (58)

Socioeconomically Disadvantaged (SED)

67.5% (412)

ELA:

All Students in ELA



59.4%
*Met or Exceeded
Standard for ELA*

MATH:

All Students in Math



63.9%
*Met or Exceeded
Standard for Math*

ELA Met or Exceeded by Student Group

English Learners (EL)

28.8%

Students with Disabilities (SWD)

10.5%

Socioeconomically Disadvantaged (SED)

57.4%

Math Met or Exceeded by Student Group

English Learners (EL)

41.8%

Students with Disabilities (SWD)

10.5%


Socioeconomically Disadvantaged (SED)

62.3%



Rocketship Sí Se Puede Academy

Academic Year 2024-2025 • Current Grade Span: TK-5



Fast Facts



District Appeal or Countywide:
District Appeal (ARUSD)



Authorization by SCCBOE:
2008



Year Opened:
2009



Renewal Year(s):
2011, 2016, 2025



Current Charter Term:
2025-2030

Financial Data

Average Site Administrator Salary	\$111,103
Average Teacher Salary	\$80,082
Average Classified Staff Salary	\$53,558
Average per Pupil Cost	\$24,036
CMO Rate	15%
CMO Fee	\$913,290
Facility Cost	\$622,252
Facility - Leased/Owned	Leased
Participates in STRS	Yes
Participates in PERS	No
Other Retirement Benefits	403(b)
Annual Teacher Attrition Rate (Teachers Not Returning/Total Teachers)	43%

Data reported by school as of February 1, 2025.

Student to Teacher Ratio

Grades TK/K	20:1	Grades 1-3	28:1
Grades 4-8	30:1		

Teachers

African American	3
Asian	1
Hispanic	5
White	2
Other	1
Two or More Races	0
Total	12
Average Tenure Teaching	3.6
Average Tenure at Site	3.7

Administrators

African American	1
Asian	1
Hispanic	3
White	0
Other	0
Two or More Races	0
Total	5
Average Tenure at Site	7.2

Support Staff

African American	1
Asian	0
Hispanic	11
White	1
Other	0
Two or More Races	0
Total	13
Average Tenure at Site	8.1

Principal: Danisha West

CMO: Rocketship Public Schools

2249 Dobern Ave. • San José, CA 95116 • Tel: 408-824-5180 • E-mail: dwest@rsed.org

STUDENT ENROLLMENT

Total Enrollment: 263
Waitlist: 0

Students From Local District

57.0% (150) 

Annual Student Retention Rate
Number of students who chose to return.

81.3% 

STUDENT GROUPS

English Learners (EL)

60.8% (160) 

Students with Disabilities (SWD)

11.8% (31) 

Socioeconomically Disadvantaged (SED)

81.8% (215) 

ELA:

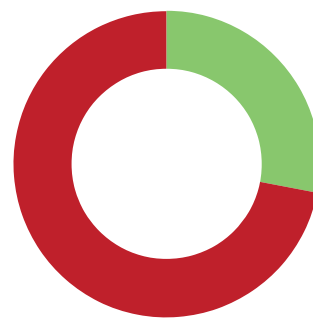
All Students in ELA



31.0%
*Met or Exceeded
Standard for ELA*

MATH:

All Students in Math



28.1%
*Met or Exceeded
Standard for Math*

ELA Met or Exceeded by Student Group

English Learners (EL)

 17.6%

Students with Disabilities (SWD)

 12.5%

Socioeconomically Disadvantaged (SED)

 28.6%

Math Met or Exceeded by Student Group

English Learners (EL)

 19.0%

Students with Disabilities (SWD)

 6.3%

Socioeconomically Disadvantaged (SED)

 25.7%

Summit Public School: Tahoma

Academic Year 2024-2025 • Current Grade Span: 9-12



Fast Facts



District Appeal or Countywide:
District Appeal (ESUHSD)



Authorization by SCCBOE:
2010



Year Opened:
2011



Renewal Year(s):
2016, 2021



Current Charter Term:
2021-2027

Financial Data

Average Site Administrator Salary	\$140,539
Average Teacher Salary	\$90,050
Average Classified Staff Salary	\$65,208
Average per Pupil Cost	\$16,234
CMO Rate	14%
CMO Fee	\$653,909
Facility Cost	\$194,688
Facility - Leased/Owned	Leased
Participates in STRS	Yes
Participates in PERS	No
Other Retirement Benefits	401(a)
Annual Teacher Attrition Rate (Teachers Not Returning/Total Teachers)	30%

Data reported by school as of February 1, 2025

Student to Teacher Ratio

Grades 9-12 16:1

Teachers

African American	1
Asian	5
Hispanic	3
White	8
Other	5
Two or More Races	2
Total	24
Average Tenure Teaching	7.6
Average Tenure at Site	5.2

Administrators

African American	0
Asian	1
Hispanic	2
White	1
Other	0
Two or More Races	0
Total	4
Average Tenure at Site	7.8

Support Staff

African American	0
Asian	0
Hispanic	1
White	0
Other	1
Two or More Races	0
Total	2
Average Tenure at Site	5

Executive Director: Jonathan Stewart

CMO: Summit Public Schools

285 Blossom Hill Rd. • San José, CA 95123 • Tel: 408-729-1981 • E-mail: jstewart@summitps.org

STUDENT ENROLLMENT

Total Enrollment: 378
Waitlist: 0

Students From Local District

50% (189) 

Annual Student Retention Rate
Number of students who chose to return.

87.5% 

STUDENT GROUPS

English Learners (EL)

6.1% (23) 

Students with Disabilities (SWD)

30.2% (114) 

Socioeconomically Disadvantaged (SED)

20.4% (77) 

ELA:

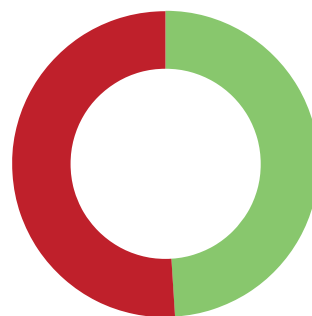
All Students in ELA



74.5%
*Met or Exceeded
Standard for ELA*

MATH:

All Students in Math



49.0%
*Met or Exceeded
Standard for Math*

ELA Met or Exceeded by Student Group

English Learners (EL)*

 No Data*

Students with Disabilities (SWD)

 73.3%

Socioeconomically Disadvantaged (SED)

 54.3%

Math Met or Exceeded by Student Group

English Learners (EL)*

 No Data*

Students with Disabilities (SWD)

 40.0%

Socioeconomically Disadvantaged (SED)

 28.6%

*Amount not available or subgroup not numerically significant



Sunrise Middle School

Academic Year 2024-2025 • Current Grade Span: 5-8



Fast Facts

	District Appeal or Countywide: District Appeal (SJUSD)
	Authorization by SJUSD: 2010 Authorization by SCCBOE: 2014
	Year Opened: 2011
	Renewal Year(s): 2018
	Current Charter Term: 2019-2027

Financial Data

Average Site Administrator Salary	\$136,000
Average Teacher Salary	\$79,000
Average Classified Staff Salary	\$60,000
Average per Pupil Cost	\$16,382
CMO Rate	N/A
CMO Fee	N/A
Facility Cost	\$288,000
Facility - Leased/Owned	Leased
Participates in STRS	Yes
Participates in PERS	No
Other Retirement Benefits	403b
Annual Teacher Attrition Rate (Teachers Not Returning/Total Teachers)	7%

Data reported by school as of February 1, 2025.

Student to Teacher Ratio

Grades 4-8 28:1

Teachers

African American	1
Asian	2
Hispanic	11
White	3
Other	0
Two or More Races	0
Total	17
Average Tenure Teaching	6
Average Tenure at Site	4

Administrators

African American	0
Asian	0
Hispanic	1
White	2
Other	0
Two or More Races	0
Total	3
Average Tenure at Site	9

Support Staff

African American	2
Asian	0
Hispanic	14
White	0
Other	0
Two or More Races	0
Total	16
Average Tenure at Site	6

Director: Teresa Robinson

CMO: None

1149 E. Julian St., Bldg. G • San José, CA 95116 • Tel: 408-659-4785 • E-mail: teresa@sunrisemiddle.org

STUDENT ENROLLMENT

Total Enrollment: 300
Waitlist: 0

Students From Local District

74% (216) 

Annual Student Retention Rate

Number of students who chose to return.

98% 

STUDENT GROUPS

English Learners (EL)

42.0% (126) 

Students with Disabilities (SWD)

14.6% (44) 

Socioeconomically Disadvantaged (SED)

90.0% (272) 

ELA:

All Students in ELA



32.0%
*Met or Exceeded
Standard for ELA*

MATH:

All Students in Math



28.3%
*Met or Exceeded
Standard for Math*

ELA Met or Exceeded by Student Group

English Learners (EL)

 3.7%

Students with Disabilities (SWD)

 9.1%

Socioeconomically Disadvantaged (SED)

 31.5%

Math Met or Exceeded by Student Group

English Learners (EL)

 9.4%

Students with Disabilities (SWD)

 6.8%

Socioeconomically Disadvantaged (SED)

 27.3%



University Preparatory Academy Charter

Academic Year 2024-2025 • Current Grade Span: 7-12



Fast Facts



District Appeal or Countywide:
Countywide



Authorization by SCCBOE:
2006



Year Opened:
2007



Renewal Year(s):
2010, 2014, 2019



Current Charter Term:
2020-2028

Financial Data

Average Site Administrator Salary	\$146,412
Average Teacher Salary	\$89,440
Average Classified Staff Salary	\$71,794
Average per Pupil Cost	\$12,808
CMO Rate	N/A
CMO Fee	N/A
Facility Cost	\$1,325,000
Facility - Leased/Owned	Leased
Participates in STRS	Yes
Participates in PERS	No
Other Retirement Benefits	403(b)
Annual Teacher Attrition Rate (Teachers Not Returning/Total Teachers)	7.9%

Data reported by school as of February 1, 2025.

Student to Teacher Ratio

Grades 4-8	25:1	Grades 9-12	25:1
------------	------	-------------	------

Teachers

African American	0
Asian	12
Hispanic	5
White	21
Other	0
Two or More Races	0
Total	38
Average Tenure Teaching	9.1
Average Tenure at Site	8.7

Administrators

African American	0
Asian	2
Hispanic	0
White	1
Other	0
Two or More Races	0
Total	3
Average Tenure at Site	12

Support Staff

African American	1
Asian	5
Hispanic	3
White	9
Other	0
Two or More Races	0
Total	18
Average Tenure at Site	5.2

Executive Director: David Porter

CMO: None

2315 Canoas Garden Ave. • San José, CA 95125 • Tel: 408-723-1839 • E-mail: dporter@upatoday.com

STUDENT ENROLLMENT

Total Enrollment: 724
Waitlist: 254

Students From Local District

26.0% (188) 

Annual Student Retention Rate

Number of students who chose to return.

95% 

STUDENT GROUPS

English Learners (EL)

3.0% (24) 

Students with Disabilities (SWD)

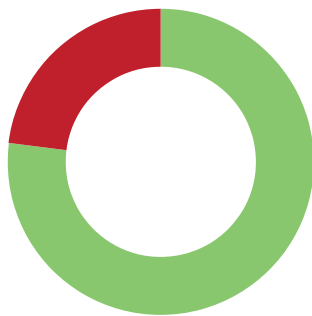
2.5% (18) 

Socioeconomically Disadvantaged (SED)

24.0% (175) 

ELA:

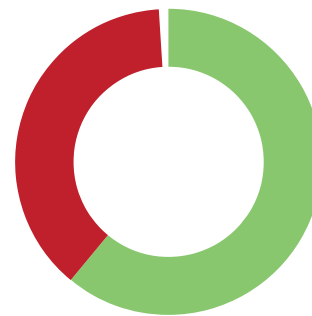
All Students in ELA



77.3%
*Met or Exceeded
Standard for ELA*

MATH:

All Students in Math



60.7%
*Met or Exceeded
Standard for Math*

ELA Met or Exceeded by Student Group

English Learners (EL)

 6.7%

Students with Disabilities (SWD)*

 No Data

Socioeconomically Disadvantaged (SED)

 62.6%

Math Met or Exceeded by Student Group

English Learners (EL)

 14.3%

Students with Disabilities (SWD)*

 No Data

Socioeconomically Disadvantaged (SED)

 40.9%






*Amount not available or subgroup not numerically significant

Voices College-Bound Language Academy at Morgan Hill

Academic Year 2024-2025 • Current Grade Span: TK-8



Fast Facts

	District Appeal or Countywide: District Appeal (MHUSD)
	Authorization by SCCBOE: 2014
	Year Opened: 2015
	Renewal Year(s): 2017
	Current Charter Term: 2018-2026

Financial Data

Average Site Administrator Salary	\$130,655
Average Teacher Salary	\$73,345
Average Classified Staff Salary	\$46,059
Average per Pupil Cost	\$20,775
CMO Rate	7%
CMO Fee	\$452,277
Facility Cost	\$859,578
Facility - Leased/Owned	Leased
Participates in STRS	Yes
Participates in PERS	No
Other Retirement Benefits	401(k)
Annual Teacher Attrition Rate (Teachers Not Returning/Total Teachers)	25%

Data reported by school as of February 1, 2025.

Student to Teacher Ratio

Grades TK/K	23:1	Grades 1-3	23:1
Grades 4-8	23:1		

Teachers		Administrators		Support Staff	
African American	1	African American	0	African American	0
Asian	0	Asian	0	Asian	0
Hispanic	5	Hispanic	4	Hispanic	26
White	0	White	1	White	1
Other	0	Other	0	Other	0
Two or More Races	0	Two or More Races	0	Two or More Races	0
Total	6*	Total	5	Total	27
Average Tenure Teaching	5.6	Average Tenure at Site	3.5	Average Tenure at Site	2
Average Tenure at Site	2.2				

*Does not include vacant positions currently held by long-term substitutes

Principal: Vicky Lopez

CMO: Voices College-Bound Language Academies

16505 Monterey Rd. • Morgan Hill, CA 95037 • Tel: 408-791-1700 • E-mail: vlopez@voicescharterschool.com

STUDENT ENROLLMENT

Total Enrollment: 350
Waitlist: 28

Students From Local District

82% (287) 

Annual Student Retention Rate
Number of students who chose to return.

97.3% 

STUDENT GROUPS

English Learners (EL)

57.4% (201) 

Students with Disabilities (SWD)

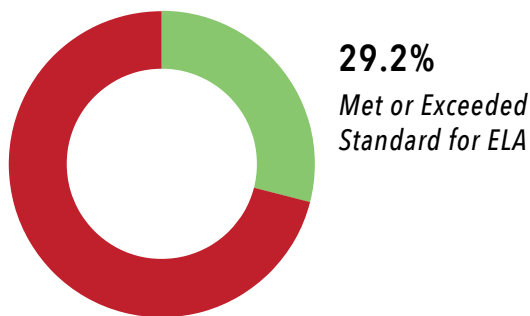
10% (35) 

Socioeconomically Disadvantaged (SED)

72.6% (254) 

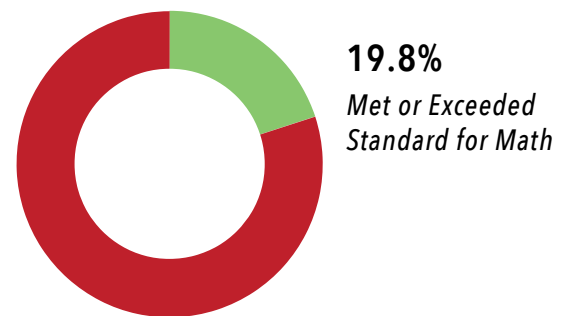
ELA:

All Students in ELA



MATH:

All Students in Math



ELA Met or Exceeded by Student Group

English Learners (EL)

 12.5%

Students with Disabilities (SWD)

 15.8%

Socioeconomically Disadvantaged (SED)

 29.5%

Math Met or Exceeded by Student Group

English Learners (EL)

 7.1%

Students with Disabilities (SWD)

 0%

Socioeconomically Disadvantaged (SED)

 18.7%

Voices College-Bound Language Academy at Mt. Pleasant

Academic Year 2024-2025 • Current Grade Span: TK-8



Fast Facts



District Appeal or Countywide:
District Appeal (MPESD)



Authorization by SCCBOE:
2015



Year Opened:
2015



Renewal Year(s):
2019



Current Charter Term:
2020-2027

Financial Data

Average Site Administrator Salary	\$124,923
Average Teacher Salary	\$74,096
Average Classified Staff Salary	\$46,017
Average per Pupil Cost	\$27,616
CMO Rate	7%
CMO Fee	\$350,816
Facility Cost	\$754,000
Facility - Leased/Owned	Leased
Participates in STRS	Yes
Participates in PERS	No
Other Retirement Benefits	401(k)
Annual Teacher Attrition Rate (Teachers Not Returning/Total Teachers)	50%

Data reported by school as of February 1, 2025.

Student to Teacher Ratio

Grades TK/K	18:1	Grades 1-3	24:1
Grades 4-8	26:1		

Teachers

African American	0
Asian	0
Hispanic	4
White	0
Other	0
Two or More Races	0
Total	4*
Average Tenure Teaching	6
Average Tenure at Site	1.3

Administrators

African American	0
Asian	0
Hispanic	5
White	0
Other	0
Two or More Races	0
Total	5
Average Tenure at Site	1.6

Support Staff

African American	1
Asian	0
Hispanic	21
White	0
Other	0
Two or More Races	0
Total	21
Average Tenure at Site	1.5

*Does not include vacant positions currently held by long-term substitutes

Principal: Mari DeGutierrez

CMO: Voices College-Bound Language Academies

14271 Story Rd. • San José, CA 95127 • Tel: 408-571-6404 • E-mail: mdegutierrez@voicescharterschool.com

STUDENT ENROLLMENT

Total Enrollment: 233
Waitlist: 1

Students From Local District

15.9% (37)

Annual Student Retention Rate
Number of students who chose to return.

82.4%

STUDENT GROUPS

English Learners (EL)

62.7% (146)

Students with Disabilities (SWD)

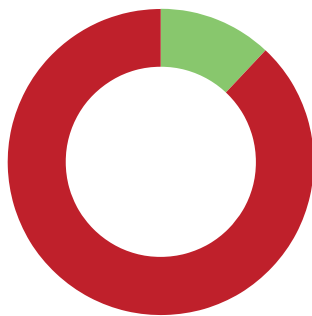
8.2% (19)

Socioeconomically Disadvantaged (SED)

82.4% (192)

ELA:

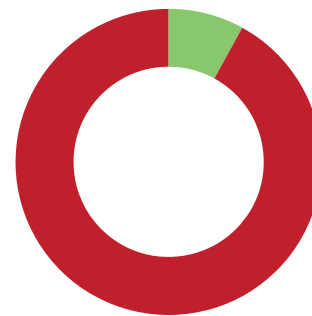
All Students in ELA



11.7%
*Met or Exceeded
Standard for ELA*

MATH:

All Students in Math



7.9%
*Met or Exceeded
Standard for Math*

ELA Met or Exceeded by Student Group

English Learners (EL)

3.8%

Students with Disabilities (SWD)

0%

Socioeconomically Disadvantaged (SED)

11.3%

Math Met or Exceeded by Student Group

English Learners (EL)

3.8%

Students with Disabilities (SWD)

14.3%

Socioeconomically Disadvantaged (SED)

7.7%

SCCBOE Authorizer Petition History

The Santa Clara County Board of Education oversaw 21 operating charter schools in 2024-25.

Year	Charter Petition Activity	Approved	Denied	Total SCCOE Schools
2003	Received two (2) petitions on appeal <ul style="list-style-type: none"> • Approved Leadership Public School - San José (denied by East Side Union High School District) - High School (Grades 9-12) - opened July 2004 • Approved Bullis Charter School (denied by Los Altos Elementary) - K-6 - opened July 2004 	2	0	2
2004	Received three (3) petitions for countywide charter schools <ul style="list-style-type: none"> • Approved Pathfinder Charter School (Grades 9-12) - Opened July 2005 • Denied Ready to Work Independent Study Charter • Denied Ready to Work Independent Study Charter (2nd petition) 	1	2	3
2005	Received two (2) petitions on appeal <ul style="list-style-type: none"> • Approved Leadership Public Schools - Campbell (denied by Campbell Union High School District) - High School (Grades 9-12) - opened July 2006 • Approved Discovery Charter School (denied by Moreland Elementary) - (Grades K-8) opened July 2006 	2	0	5
2006	Received one (1) petition for a countywide charter school: <ul style="list-style-type: none"> • Approved University Preparatory Academy (Grades 7-12) - opened July 2007 Received four petitions on appeal: <ul style="list-style-type: none"> • Approved Rocketship One (Mateo Sheedy) (denied by San José Unified) - Elementary (Grades K-6) opened July 2007 • Denied RAICES College Preparatory (Grades K-6) (denied by Alum Rock) • Denied South Bay Preparatory Academy (Grades 6-12) (denied by Campbell Union High School District) • Denied Community Elementary Charter School (Grades K-5) (denied by Alum Rock) Charter Schools Closed: <ul style="list-style-type: none"> • Pathfinder Charter School: closed January 2007 	2	3	6
2007	Received two (2) petitions on appeal: <ul style="list-style-type: none"> • Approved ACE Charter School (denied by Alum Rock) - Middle School (Grades 5-8) - opened July 2008 • Approved South Bay Preparatory Academy (denied by Campbell Union High School District) (Grades 6-12) - opened July 2009 	2	0	8
2008	Received one (1) petition for countywide charter school: <ul style="list-style-type: none"> • Approved Magnolia Science Academy- Santa Clara (Grades 6-12); opened fall 2010 Received one petition on appeal: <ul style="list-style-type: none"> • Approved Rocketship Two (Sí Se Puede) (denied by Alum Rock) - (Grades K-6) opened 2009 Charter Schools Closed: <ul style="list-style-type: none"> • Leadership Public Schools - Campbell: Closed July 2008 	2	0	9
2009	Received one (1) petition for countywide charter: <ul style="list-style-type: none"> • Approved Rocketship Countywide (Grades K-6); opened first school fall 2010 - five (5) total schools approved Received one petition on appeal: <ul style="list-style-type: none"> • Approved Downtown College Prep (Grades 6-12); (denied by East Side Union High School District) opened fall 2011 	2	0	11
2010	Received two (2) petitions for countywide charters: <ul style="list-style-type: none"> • Approved Flex Academy Silicon Valley (Grades 6-12) opened in fall 2011 • Approved Communitas (Grades 9-12) opened fall 2012 Charter Schools Closed: <ul style="list-style-type: none"> • South Bay Preparatory Academy - Closed summer 2010 	2	0	12

SCCBOE Authorizer Petition History

Year	Charter Petition Activity	Approved	Denied	Total SCCOE Schools
2011	<p>Received twenty (20) petitions for new charter schools:</p> <ul style="list-style-type: none"> • Approved Rocketships Eight (8) - Twenty-Eight (28) (Grades K-6); scheduled to open fall 2013 to fall 2016 (20 total). <p>Received four (4) countywide petitions for sites previously authorized under one countywide charter:</p> <ul style="list-style-type: none"> • Approved Rocketships Four (4) - Seven (7) (Grades K-6) opened fall 2011 and fall 2012 (4 total) <p>Received two petitions on appeal:</p> <ul style="list-style-type: none"> • Approved Summit Public School: Tahoma (Grades 9-12) (denied by East Side Union High School District); opened fall 2012 • Denied American Indian Charter School (denied by San José Unified) 	25	1	37
2012	<p>Received two (2) petitions for countywide charter schools:</p> <ul style="list-style-type: none"> • Denied Discovery II (K-8) • Approved Summit Public School: Denali (Grades 6-12; (located in Fremont Union High School District); opened fall 2013 	1	1	38
2013	<p>Received four (4) petitions on appeal:</p> <ul style="list-style-type: none"> • Approved Discovery II (Grades K-8) (denied by San José Unified); opened fall 2013 • Approved Alpha II (Alpha: José Hernández) (Grades 6-8) (denied by Alum Rock); opened fall 2014 • Denied Morgan Hill Prep (Grades K-8) (denied by Morgan Hill Unified) • Withdrawn by Petitioner - Rocketship Morgan Hill (denied by Morgan Hill Unified) <p>Charter Schools Closed:</p> <ul style="list-style-type: none"> • Communitas - Closed Spring 2013 	2	1	39
2014	<p>Received six (6) petitions on appeal:</p> <ul style="list-style-type: none"> • Approved Renewal Sunrise Middle (Grades 6-8) (denied for renewal by San José Unified); remained open • Approved Rocketship Fuerza (Grades TK-5) (denied by Alum Rock Elementary); opened fall 2014 • Approved Spark Charter School (Grades K-8) (denied by Sunnyvale Elementary); opened fall 2015 • Approved Voices College-Bound Language Academy at Morgan Hill (Grades TK-8) (denied by Morgan Hill Unified); opened fall 2015 • Denied Morgan Hill Prep (Grades TK-8) (denied by Morgan Hill Unified) • Petition withdrawn for Rocketship Morgan Hill (K-5) (denied by Morgan Hill Unified) <p>Withdrawn Charter Schools:</p> <ul style="list-style-type: none"> • Rocketships Eight (8) - Twenty-eight (28) based on settlement 	4	1	23
2015	<p>Received three (3) petitions on appeal:</p> <ul style="list-style-type: none"> • Denied Wei Yu International Charter (K-8) (denied by Moreland School District) (approved by State Board of Education (SBE) in 2016 - closed 2017) • Approved Voices College-Bound Language Academy at Mt. Pleasant (Grades TK-8) (denied by Mount Pleasant Elementary); opened fall 2015 • Denied STEM Academy of Silicon Valley (Grades TK-8) (denied by Santa Clara Unified) <p>Received and approved two (2) petitions for renewal:</p> <ul style="list-style-type: none"> • Silicon Valley Flex, Summit: Tahoma 	1	2	24

SCCBOE Authorizer Petition History

Year	Charter Petition Activity	Approved	Denied	Total SCCOE Schools
2016	<p>Received and approved seven (7) petitions for renewal:</p> <ul style="list-style-type: none"> • Downtown College Prep, ACE Empower Academy, Rocketship Discovery Prep, Bullis Charter School, Rocketship Brilliant Minds, Rocketship Sí Se Puede, Alpha: José Hernández <p>Received three (3) countywide petitions and one (1) SCCOE-dependent petition:</p> <ul style="list-style-type: none"> • Withdrawn by Petitioner - The Legacy Academy Charter School • Approved The Legacy Academy Charter School - opened Aug 2018 • Approved Opportunity Youth Program (SCCOE-Dependent) - opened Aug 2016 • Denied Options for Youth <p>Charter Schools Closed:</p> <ul style="list-style-type: none"> • Silicon Valley Flex: July 2016 • Leadership Public Schools-San José: July 2016 • Magnolia Science Academy-Santa Clara: August 2016 	2	1	23
2017	<p>Received and approved three (3) petitions for renewal:</p> <ul style="list-style-type: none"> • Rocketship Alma, Voices: Morgan Hill, Summit: Denali <p>Received three (3) new petitions on appeal:</p> <ul style="list-style-type: none"> • No Action taken on Promise Academy *(K-12) (denied by San José Unified, approved by State Board of Education as K-8); 2017 failed to open 2019 • Denied Perseverance Preparatory School (5-8) (denied by San José Unified, approved by State Board of Education); opened August 2019 • Denied KIPP East Side High School (9-12) (denied by East Side Union High School District, approved by State Board of Education); opened August 2018 	0	2-1*	23
2018	<p>Received and approved three (3) petitions for renewal:</p> <ul style="list-style-type: none"> • Discovery II, Rocketship Fuerza Community Prep, Sunrise Middle School <p>Received and denied one (1) petition for renewal:</p> <ul style="list-style-type: none"> • Spark Charter (appealed to SBE, denied by SBE) <p>Received one (1) new petition on appeal:</p> <ul style="list-style-type: none"> • Denied Eureka! Inclusive Charter School (TK-8) (denied by San José Unified) <p>Charter Schools Closed:</p> <ul style="list-style-type: none"> • Spark Charter: June 2018 	0	1	21
2019	<p>Received and approved four (4) petitions for renewal:</p> <ul style="list-style-type: none"> • Discovery I, Voices: Mt. Pleasant, Rocketship Mateo Sheedy, University Preparatory Academy <p>Received and conditionally approved one (1) new petition on appeal:</p> <ul style="list-style-type: none"> • Eureka! Inclusive Charter School (TK-8) (denied by San José Unified) (Eureka! did not meet conditions-denial) <p>Received and approved one (1) petition for renewal on appeal:</p> <ul style="list-style-type: none"> • Alpha: Cornerstone Academy Preparatory (TK-8) (denied by Franklin-McKinley) <p>Charter Schools Closed:</p> <ul style="list-style-type: none"> • The Legacy Academy: March 15, 2019 	2	1	21
2020	<p>Received and approved six (6) petitions for renewal:</p> <ul style="list-style-type: none"> • Rocketship Los Sueños, Rocketship Rising Stars, Rocketship Discovery Prep, ACE Empower Academy, Downtown College Prep - Alum Rock, Summit: Tahoma 	0	0	22
2021	<p>Received and approved one (1) petition for renewal:</p> <ul style="list-style-type: none"> • Opportunity Youth Academy 	0	0	22

SCCBOE Authorizer Petition History

Year	Charter Petition Activity	Approved	Denied	Total SCCOE Schools
2022	No new or renewal petitions received due to two-year extension of charter terms for any charter term expiring between January 1, 2022 and June 30, 2025.	0	0	22
2023	No new or renewal petitions received due to two-year extension of charter terms for any charter term expiring between January 1, 2022 and June 30, 2025. Charter Schools Closed: • Summit: Denali - June 2023	0	0	22
2024	No new or renewal petitions received due to one-year extension of charter terms for any charter term expiring between January 1, 2024 and June 30, 2027, inclusive.	0	0	21
2025 (Jan-June)	Received and approved five (5) petitions for renewal: • Bullis Charter School, Alpha: José Hernández, Rocketship Sí Se Puede, Rocketship Alma, Rocketship Brilliant Minds Charter Schools Closed: • Downtown College Prep - Alum Rock - June 2025	0	0	21

SCCBOE Petition History Summary

2003-25

Total Initial Petitions Reviewed	72
Total Approved	52
Total Denied	16
Total Withdrawn	3
Total No Action	1
Total Schools Closed	9
Total Schools Not Opened	15
Total Schools Lapsed	6
Total Revoked	0
Total Currently Active	21

Source: Santa Clara County Office of Education (2025).

Board Meeting agendas, minutes and recordings found at <http://www.sccoe.org/countyboard>

Selected Text from Charter School Related *Education Code*

Legislative Intent

The provisions enabling charter schools in California were established by the "Charter Schools Act of 1992." The legislative intent is defined in Education Code 47601. The following includes direct quotes, summaries, and explanations of pertinent sections of the Charter School Act.

Education Code 47601

It is the intent of the Legislature, in enacting this part, to provide opportunities for teachers, parents, pupils, and community members to establish and maintain schools that operate independently from the existing school district structure, as a method to accomplish all of the following:

- (a) Improve pupil learning.
- (b) Increase learning opportunities for all pupils, with special emphasis on expanded learning experiences for pupils who are identified as academically low achieving.
- (c) Encourage the use of different and innovative teaching methods.
- (d) Create new professional opportunities for teachers, including the opportunity to be responsible for the learning program at the school site.
- (e) Provide parents and pupils with expanded choices in the types of educational opportunities that are available within the public school system.
- (f) Hold the schools established under this part accountable for meeting measurable pupil outcomes, and provide the schools with a method to change from rule-based to performance-based accountability systems.
- (g) Provide vigorous competition within the public school system to stimulate continual improvement.

Nonsectarian, non-discriminatory, no tuition

Charter schools are free public schools and are required to be nonsectarian and are prohibited from engaging in discriminatory practices as defined by law and cannot charge tuition. These provisions are found in Education Code 47605(e).

Education Code 47605(e)

In addition to any other requirement imposed under this part, a charter school shall be nonsectarian in its programs, admission policies, employment practices, and all other operations, shall not charge tuition, and shall not discriminate against any pupil on the basis of the characteristics listed in Section 220.

Charter Petition Review and Approval or Denial

The provisions regarding charter petition review and decisions are found in Education Code 47605(c) (1-8). These provisions state the legislative intent that "the establishment of charter schools should be encouraged" and require the finding of one or more factors in order to deny a charter petition. In order to deny a petition, the authorizing board must find one or more of the following facts:

- The charter school presents an unsound educational program for the pupils to be enrolled in the charter school.

Selected Text from Charter School Related *Education Code*

- The petitioners are demonstrably unlikely to successfully implement the program set forth in the petition.
 - The petition does not contain the number of signatures required.
 - The petition does not contain an affirmation of each of the required conditions.
 - The petition does not contain a declaration of whether or not the charter school shall be deemed the exclusive public employer of the employees of the charter school for purposes of EERA (Educational Employee Relations Act) (Chapter 10.7 (commencing with Section 3540) of Division 4 of Title 1 of the Government Code).
 - The charter school is demonstrably unlikely to serve the interests of the entire community in which the school is proposing to locate. Analysis of this shall include consideration of the fiscal impact of the proposed charter school. A finding under this section requires specific facts and circumstances showing:
 - a. The extent to which the proposed charter school would substantially undermine the existing services, academic offerings, or programmatic offerings of the district.
 - b. Whether the proposed charter school would duplicate an existing program currently offered and the existing program has sufficient capacity to meet the needs of the pupils the charter school was proposing to serve.
 - The school district is not positioned to absorb the fiscal impact of the proposed charter school.
 - The petition does not contain reasonably comprehensive descriptions of the required elements (see A-O).
- (A) (i) The educational program of the charter school, designed, among other things, to identify those whom the school is attempting to educate, what it means to be an “educated person” in the 21st century, and how learning best occurs. The goals identified in that program shall include the objective of enabling pupils to become self-motivated, competent, and lifelong learners.
- (ii) The annual goals for the charter school, for all pupils and for each subgroup of pupils identified pursuant to Section 52052, to be achieved in the state priorities, as described in subdivision (d) of Section 52060, that apply for the grade levels served, by the charter school, and specific annual actions to achieve those goals. A charter petition may identify additional school priorities, the goals for the school priorities, and the specific annual actions to achieve those goals.
- (iii) If the proposed school will serve high school pupils, the manner in which the charter school will inform parents about the transferability of courses to other public high schools and the eligibility of courses to meet college entrance requirements. Courses offered by the charter school that are accredited by the Western Association of Schools and Colleges may be considered transferable and courses approved by the University of California or the California State University as creditable under the “A” to “G” admissions criteria may be considered to meet college entrance requirements.
- (B) The measurable pupil outcomes identified for use by the charter school. “Pupil outcomes,” for purposes of this part, means the extent to which all pupils of the school demonstrate that they have attained the skills, knowledge, and attitudes specified as goals in the school’s educational program. Pupil outcomes shall include outcomes that address increases in pupil academic achievement both schoolwide and for all groups of pupils served by the charter school, as that term is defined in

Selected Text from Charter School Related *Education Code*

subdivision (a) of Section 52052. The pupil outcomes shall align with the state priorities, as described in subdivision (d) of Section 52060, that apply for the grade levels served, or the nature of the program operated, by the charter school.

- (C) The method by which pupil progress in meeting those pupil outcomes is to be measured. To the extent practicable, the method for measuring pupil outcomes for state priorities shall be consistent with the way information is reported on a school accountability report card.
- (D) The governance structure of the school, including, but not limited to, the process to be followed by the school to ensure parental involvement.
- (E) The qualifications to be met by individuals to be employed by the charter school.
- (F) The procedures that the charter school will follow to ensure the health and safety of pupils and staff. These procedures shall include:
 - (i) the requirement that each employee of the school furnish it with a criminal record summary as described in Section 44237.
 - (ii) the development of a safety plan which shall include the safety topics listed in (A) to (J) in Education Code 32282(a).
 - (iii) The school safety plan be reviewed and updated by March 1 of every year by the charter school.
- (G) The means by which the school will achieve a balance of racial and ethnic pupils, special education pupils, and English Learner pupils, including redesignated fluent English proficient pupils, that is reflective of the general population residing within the territorial jurisdiction of the school district to which the charter petition is submitted.
- (H) Admission policies and procedures, consistent with subdivision (e).
- (I) The manner in which annual, independent financial audits shall be conducted, which shall employ generally accepted accounting principles, and the manner in which audit exceptions and deficiencies shall be resolved to the satisfaction of the chartering authority.
- (J) The procedures by which pupils can be suspended or expelled from the charter school for disciplinary reasons or otherwise involuntarily removed from the charter school for any reason. These procedures, at a minimum, shall include an explanation of how the charter school will comply with federal and state constitutional procedural and substantive due process requirements that is consistent with all of the following:
 - (i) For suspensions of fewer than 10 days, provide oral or written notice of the charges against the pupil and, if the pupil denies the charges, an explanation of the evidence that supports the charges and an opportunity for the pupil to present his or her side of the story.
 - (ii) For suspensions of 10 days or more and all other expulsions for disciplinary reasons, both of the following:
 - (I) Provide timely, written notice of the charges against the pupil and an explanation of the pupil's basic rights.

Selected Text from Charter School Related *Education Code*

- (II) Provide a hearing adjudicated by a neutral officer within a reasonable number of days at which the pupil has a fair opportunity to present testimony, evidence, and witnesses and confront and cross-examine adverse witnesses, and at which the pupil has the right to bring legal counsel or an advocate.
- (iii) Contain a clear statement that no pupil shall be involuntarily removed by the charter school for any reason unless the parent or guardian of the pupil has been provided written notice of intent to remove the pupil no less than five schooldays before the effective date of the action. The written notice shall be in the native language of the pupil or the pupil's parent or guardian or, if the pupil is a foster child or youth or a homeless child or youth, the pupil's educational rights holder, and shall inform him or her of the right to initiate the procedures specified in clause (ii) before the effective date of the action. If the pupil's parent, guardian, or educational rights holder initiates the procedures specified in clause (ii), the pupil shall remain enrolled and shall not be removed until the charter school issues a final decision. For purposes of this clause, "involuntarily removed" includes disenrolled, dismissed, transferred, or terminated, but does not include suspensions specified in clauses (i) and (ii).
- (K) The manner by which staff members of the charter schools will be covered by the State Teachers' Retirement System, the Public Employees' Retirement System, or federal social security.
- (L) The public school attendance alternatives for pupils residing within the school district who choose not to attend charter schools.
- (M) The rights of any employee of the school district upon leaving the employment of the school district to work in a charter school, and of any rights of return to the school district after employment at a charter school.
- (N) The procedures to be followed by the charter school and the entity granting the charter to resolve disputes relating to provisions of the charter.
- (O) The procedures to be used if the charter school closes. The procedures shall ensure a final audit of the school to determine the disposition of all assets and liabilities of the charter school, including plans for disposing of any net assets and for the maintenance and transfer of pupil records.

Charter Petition Denial and Appeal

Charter petitions that are denied can be appealed. Petitions denied by a local school board can be submitted on appeal to the County Board of Education and petitions denied by the County Board of Education can be submitted on appeal to the State Board of Education, only if there is an abuse of discretion by the County Board of Education. These provisions are found in Education Code 47605(k).

Education Code 47605(k)

If the governing board of a school district denies a petition, the petitioner may elect to submit the petition for the establishment of a charter school to the County Board of Education within 30 days. At the same time the petition is submitted to the County Board, the petitioner shall also provide a copy of the petition to the school district. The County Board of Education shall review the petition pursuant to subdivisions (b) and (c).

Selected Text from Charter School Related *Education Code*

If the petition submitted on appeal contains new or different material terms, the County Board shall immediately remand the petition back to the governing board of the school district for reconsideration, the petitioner may resubmit to the County Board of Education for establishment of the charter. If the petitioner elects to submit a petition for establishment of a charter school to the County Board of Education and the County Board of Education denies the petition, the petitioner may file a petition for establishment of a charter school with the State Board of Education, and the state board may approve the petition, in accordance with Education Code 47605(b), however, the State Board will not become the charter school's authorizer.

Petitions to the County Board of Education

Charter petitions may be submitted directly to the County Board of Education for charter schools that propose to serve student for whom the county office of education would otherwise be responsible for serving ("county-like") or for a charter school that would offer services that could not be provided by a charter school that operates in only one school district in the county. These provisions are found in Education Code sections 47605.5 and 47605.6

Education Code 47605.5

A petition may be submitted directly to a county board of education in the same manner as set forth in Section 47605 for charter schools that will serve pupils for whom the county office of education would otherwise be responsible for providing direct education and related services. Any denial of a petition shall be subject to the same process for any other county board of education denial of a charter school petition pursuant to this part.

Education Code 47605.6

- (a) (1) In addition to the authority provided by Section 47605.5, a county board of education may also approve a petition for the operation of a charter school that operates at one or more sites within the geographic boundaries of the county and that provides instructional services that are not generally provided by a county office of education. A county board of education may approve a countywide charter only if it finds, in addition to the other requirements of this section, that the educational services to be provided by the charter school will offer services to a pupil population that will benefit from those services and that cannot be served as well by a charter school that operates in only one school district in the county. A petition for the establishment of a countywide charter school pursuant to this subdivision may be circulated throughout the county by any one or more persons seeking to establish the charter school.
- (b) No later than 60 days after receiving a petition, the county board of education shall hold a public hearing on the provisions of the charter, at which time the county board of education shall consider the level of support for the petition by teachers, parents or guardians, and the school districts where the charter school petitioner proposes to place the school facilities. Following review of the petition and the public hearing, the county board of education shall either grant or deny the charter within 90 days of receipt of the petition. However, this date may be extended for an additional 30 days if both parties agree to the extension. A county board of education may impose any additional requirements beyond those required by this section that it considers necessary for the sound operation of a countywide charter school. A county board of education may grant a charter for the operation of a school under this

Selected Text from Charter School Related *Education Code*

part only if the board is satisfied that granting the charter is consistent with sound educational practice and that the charter school has reasonable justification for why it could not be established by petition to a school district pursuant to Education Code Section 47605. The county board of education shall deny a countywide petition for approval if the board finds one or more of the following:

- (1) The charter school presents an unsound educational program for the pupils to be enrolled in the charter school.
- (2) The petitioners are demonstrably unlikely to successfully implement the program set forth in the petition.
- (3) The petition does not contain the number of signatures required by subdivision (a).
- (4) The petition does not contain an affirmation of each of the conditions described in subdivision (d).
- (5) The petition does not contain reasonably comprehensive descriptions of all of the charter elements.
- (6) A declaration of whether or not the charter school shall be deemed the exclusive public school employer of the employees of the charter school for purposes of the Educational Employment Relations Act (Chapter 10.7 (commencing with Section 3540) of Division 4 of Title 1 of the Government Code).
- (7) Any other basis that the county board of education finds justifies the denial of the petition.

Charter Renewal

The terms of a charter and charter renewal are covered in Education Code 47607(b)-(c) and (e) and 47607.2. A charter may be initially granted for a period of up to five years, and may be renewed at the end of that term. Each renewal shall be for a period of up to five years and may be renewed at the end of that term. The California legislature has identified specific academic criteria that must be satisfied in order for a charter to be reviewed. These criteria are found in Education Code 47607 and 47607.2.

Education Code 47607

- (b) Renewals and material revisions of charters are governed by the standards and criteria described in Section 47605, and shall include, but not be limited to, a reasonably comprehensive description of any new requirement of charter schools enacted into law after the charter was originally granted or last renewed.
- (c)
 - (1) As an additional criterion for determining whether to grant a charter renewal, the chartering authority shall consider the performance of the charter school on the state and local indicators included in the evaluation rubrics adopted pursuant to Section 52064.5.
 - (2) (A) The chartering authority shall not deny renewal for a charter school pursuant to this subdivision if either of the following apply for two consecutive years immediately preceding the renewal decision:
 - (i) The charter school has received the two highest performance levels schoolwide on all the state indicators included in the evaluation rubrics adopted pursuant to Section 52064.5 for which it receives performance levels.

Selected Text from Charter School Related *Education Code*

- (ii) For all measurements of academic performance, the charter school has received performance levels schoolwide that are the same or higher than the state average and, for a majority of subgroups performing statewide below the state average in each respective year, received performance levels that are higher than the state average.
 - (iii) Notwithstanding clauses (i) and (ii), a charter school eligible for technical assistance pursuant to Section 47607.3 shall not qualify for renewal under this paragraph.
 - (iv) A charter school that meets the criteria established by this paragraph and subdivision (a) of Section 47607.2 shall not qualify for treatment under this paragraph.
- (B) The chartering authority that granted the charter may renew a charter pursuant to this paragraph for a period of between five and seven years:
- (C) A charter that satisfies the criteria in subparagraph (A) shall only be required to update the petition to include a reasonably comprehensive description of any new requirement of charter schools enacted into law after the charter was originally granted or last renewed and as necessary to reflect the current program offered by the charter.
- (3) For purposes of this section and Section 47607.2, "measurements of academic performance" means indicators included in the evaluation rubrics adopted pursuant to Section 52064.5 that are based on statewide assessments in the California Assessment of Student Performance and Progress system, or any successor system, the English Language Proficiency Assessments for California, or any successor system, and the college and career readiness indicator.
- (4) For purposes of this section and Section 47607.2, "subgroup" means numerically significant pupil subgroups as defined in paragraph (1) of subdivision (a) of Section 52052.
- (5) To qualify for renewal under clause (i) of subparagraph (A) of paragraph (2), subparagraph (A) of paragraph (1) of subdivision (a) of Section 47607.2, or paragraph (2) of subdivision (a) of Section 47607.2, the charter school shall have schoolwide performance levels on at least two measurements of academic performance per year in each of the two consecutive years immediately preceding the renewal decision. To qualify for renewal under clause (ii) of subparagraph (A) of paragraph (2), subparagraph (B) of paragraph (1) of subdivision (a) of Section 47607.2, the charter school shall have performance levels on at least two measurements of academic performance for at least two subgroups. A charter school without sufficient performance levels to meet these criteria shall be considered under subdivision (b) of Section 47607.2.
- (6) For purposes of this section and Section 47607.2, if the dashboard indicators are not yet available for the most recently completed academic year before renewal, the chartering authority shall consider verifiable data provided by the charter school related to the dashboard indicators, such as data from the California Assessment of Student Performance and Progress, or any successor system, for the most recent academic year.
- (e) Notwithstanding subdivision (c) and subdivisions (a) and (b) of Section 47607.2, the chartering authority may deny renewal of a charter school upon finding that the school is demonstrably unlikely to successfully implement the program set forth in the petition due to substantial fiscal or governance

Selected Text from Charter School Related *Education Code*

factors or is not serving all the pupils who wish to attend as documented pursuant to subdivision (d). The chartering authority may deny renewal of a charter school under this subdivision only after it has provided at least 30 days' notice to the charter school of the alleged violation and provided the charter school with a reasonable opportunity to cure the violation, including a corrective action plan proposed by the charter school. The chartering authority may deny renewal only by making either of the following findings:

1. The corrective action proposed by the charter school has been unsuccessful.
2. The violations are sufficiently severe and pervasive as to render a corrective action plan unviable.

Education Code 47607.2

- (a) (1) The chartering authority shall not renew a charter if either of the following apply for two consecutive years immediately preceding the renewal decision.
- (A) The charter school has received the two lowest performance levels schoolwide on all the state indicators included in the evaluation rubrics adopted pursuant to Section 52064.5 for which it receives performance levels.
- (B) For all measurements of academic performance, the charter school has received performance levels schoolwide that are lower than the state average and, for a majority of subgroups performing statewide below the state average and, for a majority of subgroups performing statewide below the state average in each respective year, received performance levels that are lower than the state average.
- (3) The chartering authority shall consider the following factors, and may renew a charter that meets the criteria in paragraph (1) only upon making both of the following written factual findings, specific to the particular petition, setting forth specific facts to support findings:
- (A) The charter school is taking meaningful steps to address the underlying cause or causes of low performance, and those steps are reflected, or will be reflected, in a written plan adopted by the governing body of the charter school.
- (B) There is clear and convincing evidence showing either of the following:
- (i) The school achieved measurable increases in academic achievement, as defined by at least one year's progress for each year in school.
- (ii) Strong postsecondary outcomes, as defined by college enrollment, persistence, and completion rates equal to peers.
- (4) Verified data, as described in subdivision (c), shall be considered by the chartering authority until June 30, 2025, for a charter school pursuant to this subdivision, operating on or before 2020, only for the school's next two subsequent renewals.
- (5) For a charter renewed pursuant to this subdivision, the chartering authority may grant renewal for a period of two years.

Selected Text from Charter School Related *Education Code*

- (b) (1) For charters which the paragraph (2) of subdivision (c) of Section 47607 and subdivision (a) of Section 47607.2 do not apply, the chartering authority shall consider the schoolwide performance and performance of all subgroups of pupils served by the charter school on the state indicators included in the evaluation rubrics adopted pursuant to Section 52064.5 and the performance of the charter school on the local indicators included in the evaluation rubrics adopted pursuant to Section 52064.5.
- (2) The chartering authority shall provide greater weight to performance on measurements of academic performance in determining whether to grant a charter renewal.
- (3) In addition to the state and local indicators, the chartering authority shall consider clear and convincing evidence showing either of the following:
 - (A) The school has achieved measurable increases in academic achievement, as defined by at least one year's progress for each year in school.
 - (B) Strong postsecondary outcomes, as defined by college enrollment, persistence, and completion rates equal to similar peers.
- (6) The chartering authority may deny a charter renewal pursuant to this subdivision only upon making written findings, that the charter school has failed to meet or make sufficient progress towards meeting standards that provide a benefit to the pupils of the school, that closure of the charter school is in the best interest of pupils and, if applicable pursuant to paragraphs (2) and (3), that its decision provided greater weight to performance on measurements of academic performance.
- (7) For a charter renewed pursuant to this subdivision, the chartering authority shall grant a renewal for a period of five years.

Acronyms

ADA Average Daily Attendance	MPESD . . . Mt. Pleasant Elementary School District
ARUSD . . . Alum Rock Union School District	MSD Moreland School District
CAASPP . . California Assessment of Student Performance and Progress	K Kindergarten
CAST California Science Test	LCAP Local Control Accountability Plan
CDE California Department of Education	LCFF Local Control Funding Formula
CMO Charter Management Organization	LEA Local Educational Agency
COE County Office of Education	OYA Opportunity Youth Academy
COVID-19 . Coronavirus Disease 2019	N/A Not Applicable
DCP Downtown College Preparatory	PERS Public Employee Retirement System
DFS Distance From Standard	SBAC Smarter Balanced Assessment Consortium
EC Education Code	SBE State Board of Education
EL English Learner	SBE School District
ELA English Language Arts	SED Socioeconomically Disadvantaged
ELD English Language Development	SELPA Special Education Local Plan Area
ESUHSD . . East Side Union High School District	SCCBOE . . . Santa Clara County Board of Education
FMSD Franklin-McKinley School District	SCCOE Santa Clara County Office of Education
FRL Free and Reduced Lunch	SJUSD San José Unified School District
FTE Full-Time Equivalent	SPED Special Education
IEP Individual Education Plan	STRS State Teacher Retirement System
GRAD Graduation	SWD Students with Disabilities
LASD Los Altos School District	TK Transitional Kindergarten
MHUSD . . . Morgan Hill Unified School District	UPA University Preparatory Academy

Informational Sources

The SCCOE Charter Schools Department references many information sources in the 2024-25 Annual Charter School Data Book. These sources (listed below) include charter schools self-reported information, individual charter school financial audits, government and educational sources, SCCBOE meeting agendas, minutes, and various websites.

Charter Schools

(FY 2023-24 Financial Audits and self-reported data as of February 1, 2025)

- ACE Empower Academy
- Alpha: Cornerstone Academy Preparatory
- Alpha: José Hernández
- Bullis Charter School (North/South)
- Downtown College Prep - Alum Rock
- Discovery Charter I (Phoenix)
- Discovery Charter II (Falcon)
- Opportunity Youth Academy
- Rocketship Academy for Brilliant Minds
- Rocketship Alma Academy
- Rocketship Discovery Prep
- Rocketship Fuerza Community Prep
- Rocketship Los Sueños Academy
- Rocketship Mateo Sheedy Elementary
- Rocketship Rising Stars Academy
- Rocketship Sí Se Puede Academy
- Summit Public School: Tahoma
- Sunrise Middle School
- University Preparatory Academy Charter
- Voices College-Bound Language Academy at Morgan Hill
- Voices College-Bound Language Academy at Mt. Pleasant

Educational Sources

(Not all sources offer public access)

- 2021-22 Dataquest
<http://dq.cde.ca.gov/dataquest>
- 2022-23 Dataquest
<http://dq.cde.ca.gov/dataquest>
- 2023-24 Dataquest
<http://dq.cde.ca.gov/dataquest>
- California Assessment of Students Performance and Progress (CAASPP) Results
<https://caaspp-elpac.cde.ca.gov/caaspp/>
- California Department of Education (CDE)
<https://cde.ca.gov>
- California School Dashboard
<https://www.caschooldashboard.org/#/Home>
- Santa Clara County Board of Education Meeting Minutes
<https://go.boarddocs.com/ca/sccoe/Board.nsf/Public>
- Santa Clara County Office of Education Website
<https://www.sccoe.org>

Acknowledgements

The SCCOE Charter Schools Department is grateful for the contributions from the SCCBOE-authorized charter schools, SCCOE employees, and the Santa Clara County Board of Education (SCCBOE). Assistance from each of these educational partners has made the 2024-25 Annual Charter Schools, Data Book possible. We would also like to acknowledge their dedication to all the children of Santa Clara County and their education.

Special recognition goes to the following:

- Santa Clara County Board of Education
- Dr. David M. Toston Sr, County Superintendent of Schools
- Susan Ady, SCCOE Director of District Business Services
- SCCOE Business, Facilities & Operations Division
- SCCOE Media & Communications Department
- SCCOE Print Shop
- SCCOE Special Education Department

The Charter Schools Department is grateful to the SCCBOE-authorized charter schools for their assistance in compiling the data for this book.

- ACE Empower Academy
- Alpha: Cornerstone Preparatory Academy
- Alpha: José Hernández
- Bullis Charter School (North/South)
- Downtown College Prep - Alum Rock
- Discovery Charter I (Phoenix)
- Discovery Charter II (Falcon)
- Opportunity Youth Academy
- Rocketship Academy for Brilliant Minds
- Rocketship Alma Academy
- Rocketship Discovery Prep
- Rocketship Fuerza Community Prep
- Rocketship Los Sueños Academy
- Rocketship Mateo Sheedy Elementary
- Rocketship Rising Stars Academy
- Rocketship Sí Se Puede Academy
- Summit Public School: Tahoma
- Sunrise Middle School
- University Preparatory Academy Charter
- Voices College-Bound Language Academy at Morgan Hill
- Voices College-Bound Language Academy at Mt. Pleasant

2024-25 SCCOE Charter Schools Directory

ACE EMPOWER ACADEMY

625 South Sunset Avenue
San José, CA 95116
Phone: 408-729-3920
Michelle Williams, Principal
www.acecharter.org

ALPHA: CORNERSTONE ACADEMY PREPARATORY

1598 Lucretia Avenue
San José, CA 95122
Phone: 408-361-3876
Fallon Housman, Principal
www.alphapublicschools.org

ALPHA: JOSÉ HERNÁNDEZ

1601 Cunningham Avenue
San José, CA 95122
Phone: 408-780-1550
Julianna Parra, Principal
www.alphapublicschools.org

BULLIS CHARTER SCHOOL

North Campus
102 West Portola Avenue
Los Altos, CA 94022
Dr. Keri Montesino-Stewart, Principal
(Elementary School)
Cliff Mason II, Principal (Middle School)

South Campus
1124 Covington Road
Los Altos, CA 94022
Phone: 650-947-4100
Lisa Stone, Principal (Elementary School)
Maureen Israel, Superintendent/Principal
www.bullischarterschool.com

DISCOVERY CHARTER SCHOOL I (PHOENIX)

4021 Teale Avenue
San José, CA 95117
Phone: 408-243-9800
Carol Bauerle, Principal
Lety Villa, Executive Director
www.discoveryk8.org

DISCOVERY CHARTER SCHOOL II (FALCON)

762 Sunset Glen Drive
San José, CA 95123
Phone: 408-300-1358
Karla Lund, Principal
Lety Villa, Executive Director
www.discoveryk8.org

DOWNTOWN COLLEGE PREP (DCP)

ALUM ROCK 2800 Ocala Road
San José, CA 95148
Phone: 408-942-7000
Jose Zavala, Principal
www.dcp.org

OPPORTUNITY YOUTH ACADEMY (OYA)

OYA Sobrato
512 Valley Way
Milpitas, CA 95035

OYA South County
930 Wren Avenue
Gilroy, CA 95020

OYA The Hub
591 North King Road, Suite 1
San José, CA 95133

OYA Washington
921 S. First Street, Suite B
San José, CA 95110

OYA ConXion
749 Story Road, Suite 10
San José, CA 95122
OYA Snell
3550 Snell Avenue
San José, CA 95136
Katherine Everett, Principal
<http://www.sccoe.org/depts/students/oya>

ROCKETSHIP ALMA ACADEMY

198 West Alma Avenue
San José, CA 95110
Phone: 408-931-6838
Abel Ibarra, Principal
www.rsed.org/alma

ROCKETSHIP ACADEMY FOR BRILLIANT MINDS

2962 Story Road
San José, CA 95127
Phone: 408-708-5650
Lisa Greene, Principal
www.rsed.org/brilliantminds

ROCKETSHIP DISCOVERY PREP

370 Wooster Avenue
San José, CA 95116
Phone: 408-217-8951
Ayesha Doster, Principal
www.rsed.org/discoveryprep

ROCKETSHIP FUERZA COMMUNITY PREP

70 South Jackson Avenue
San José, CA 95116
Phone: 408-708-5744
Riley St. Marie, Principal
www.rsed.org/fuerza

ROCKETSHIP LOS SUEÑOS ACADEMY

331 South 34th Street
San José, CA 95116
Phone: 408-684-4028
Gabriela Gordon, Principal
www.rsed.org/lossuenos

ROCKETSHIP MATEO SHEEDY

788 Locust Street
San José, CA 95110
Phone: 408-286-3330
Courtney English, Principal
www.rsed.org/mateosheedy

ROCKETSHIP RISING STARS ACADEMY

3172 Senter Road
San José, CA 95111
Alberto Perez, Principal
www.rsed.org/risingstars

ROCKETSHIP SÍ SE PUEDE ACADEMY

2249 Dobern Avenue
San José, CA 95116
Phone: 408-824-5180
Danisha West, Principal
www.rsed.org/sisepuede

SUMMIT PUBLIC SCHOOL: TAHOMA

14271 Story Road
San José, CA 95127
Phone: 408-729-1981
Jonathan Stewart, Executive Director
<http://tahoma.summitps.org>

SUNRISE MIDDLE SCHOOL

1149 East Julian Street, Building G
San José, CA 95116
Phone: 408-659-4785
Teresa Robinson, Director
www.sunrisemiddle.org

UNIVERSITY PREPARATORY ACADEMY

2315 Canoas Garden Avenue
San José, CA 95125
Phone: 408-723-1839
David Porter, Executive Director
www.upasv.org

VOICES COLLEGE-BOUND LANGUAGE ACADEMY AT MORGAN HILL

16505 Monterey Road
Morgan Hill, CA 95037
Phone: 408-791-1700
Vicky Lopez, Principal
<http://voicesacademies.org>

VOICES COLLEGE-BOUND LANGUAGE ACADEMY AT MT. PLEASANT

14271 Story Road
San José, CA 95127
Phone: 408-571-6404
Mari DeGutierrez, Principal
<http://voicesacademies.org>



Santa Clara County
Office of Education

2024-2025
**Annual Charter
Schools Data Book**

Charter Schools Department

Mefula Fairley
Executive Director

Michelle Johnson, Ed.D.
Associate Director

Matt Daugherty
Administrator

Shallu Sharma
Financial Administrator

Cynthia Tapia
Financial Administrator

Justin Fallon
Administrative Assistant IV



Santa Clara County Office of Education • 1290 Ridder Park Drive • San José, CA 95131-2304
Phone: (408) 453-6500 • www.sccoe.org