



Santa Clara SELPA IV Budget Allocation Plan

San Jose Unified, SCCOE

SELPA IV - TABLE OF CONTENTS
BUDGET ALLOCATION PLAN

Guiding Principles	1
Components of Agreement.....	2
Appendix A: Memorandum of Understanding	11
SELPA Base Rate MOU.....	12
MOU with SE Regarding LCI Cost-Sharing	18
County Office Funds Transfer under LCFF.....	19
Appendix B: Calculation of Apportionment Distribution.....	23
Formula for Calculating District Apportionments	24
SELPA Revenue Projections	25
Appendix C: Maintenance of Effort.....	33
Appendix D: State-Required Reporting	43
Annual Budget Plan	44
Appendix E: Inter-district Transfer Agreements for Special Education	53
Appendix F: Calculation of SCCOE Special Education Program Costs.....	69
Appendix G: Federal IDEA Part B Grant Distribution	111
Appendix H: Mental Health Funding	113
Appendix I: SELPA AU	115

GUIDING PRINCIPLES:

1. Definitions:

- **Administrative Unit (AU):** The AU is the agency (County Office of Education) through which the funding passes from the California Department of Education to the districts within the SELPA. The distribution of funds by the AU is guided by the Special Education Local Plan Area (SELPA) Budget Allocation Plan. The AU (or SELPA Office) also has other fiscal and programmatic responsibilities in implementing the Local Plan for Special Education.
 - **California Department of Education (CDE):** The California Department of Education is the agency calculating the funding for each SELPA and distributing the funds to the Administrative Unit of the SELPA.
 - **Free Appropriate Public Education (FAPE):** Derived from the Federal Law (now IDEA '97), Free Appropriate Public Education refers to public schools being responsible to provide free appropriate public education services to disabled students in public schools, private schools, and to suspended or expelled students with disabilities.
 - **Least Restrictive Environment (LRE):** Derived from Federal law (IDEA '97), this term is used to describe how students with disabilities interact with the general education population of students. This term refers to the idea that “to the maximum extent appropriate, children with disabilities are educated with children who are nondisabled and that special classes, separate schooling, or other removal of children with disabilities from the regular educational environment occurs only when the nature or severity of the disability is such that education in regular classes with the use of supplementary aids and services cannot be achieved satisfactorily.”
 - **Regional Programs:** There are several categories of Regional Programs. For purposes of funding they are identified in three basic categories. The first is programs operated by the County Office of Education with a specific funding mechanism agreed upon by the SELPA being served. The second is a program operated by a district that is designed to serve students from districts within the SELPA. This too has a specific funding mechanism agreed upon by the districts within the SELPA. The third category is a program operated by a district, serving students with low incidence disabilities and is open to all districts within the county.
 - **SELPA:** A Special Education Local Planning Area (SELPA) is a district or group of districts united together to provide a continuum of services for students age birth through twenty-two residing within the geographical area. The SELPA governance structure ensures both fiscal and programmatic support to those educational agencies within the geographical region.
2. It is the responsibility of individual districts within each SELPA to assure a Free Appropriate Public Education (FAPE) for each special education pupil residing within its geographical boundaries. This responsibility shall be met by direct provision of services, establishing an agreement with another public education agency, or contracting with a non-public school or agency.
 3. Allocation procedures will be fair and equitable to all districts and to the County Office of Education.
 4. The maximum State Funding will be fully utilized, according to allocation procedures and the budget allocation plan.
 5. Changes in allocation of funding will be determined according to designated timelines, so districts and the County Office of Education can make fiscal and personnel decisions.
 6. SELPA Budget Allocation Plans will be developed in accordance with current law.
 7. Districts should not be financially impacted in a negative way by operating a program for the benefit of the other districts within the SELPA.
 8. The principles of “Free Appropriate Public Education” (FAPE) and “Least Restrictive Environment” (LRE) shall not be compromised by fiscal consideration.
 9. Districts shall be accountable for the allocation and reporting of funds in support of programs and services to identified students.
 10. A uniform method of payment should be established for students served from outside the SELPA.

COMPONENTS OF THE BUDGET ALLOCATION PLAN:

1. **Flow of Funding:**

- a) **State Special Education Apportionments** flow from the California Department of Education (CDE) to the Administrative Unit (AU) which is the Special Education Local Plan Area (SELPA) Office at the Santa Clara County Office of Education (SCCOE). The distribution of revenue is managed by the SELPA Office Administrator and allocated in monthly increments according to the formulas agreed upon and specified in this document to San Jose Unified School District and the SCCOE Special Education department in SELPA IV.
- b) **County Excess Property Taxes for Special Education** will be calculated by the SELPA AU, based on prior year Special Ed pupil count. Each district's share of County Excess Special Education Property Taxes will be reduced by that district's share of the cost of using SCCOE Special Education programs (Appendix B).
 - In 2015-16, the Special Education Excess ERAF "swap" for Special Ed State Aid becomes the third funding source for AB 602 Entitlements: 1) SCCOE Special Ed "Excess" Property Tax Transfer; 2) Special Ed State Aid, 3) Special Ed Excess ERAF Property Tax. This is a dollar-for-dollar exchange of Property tax for State Aid, with timing of the cash disbursements being the only difference.
- c) **Federal IDEA Grants Awards** are sent directly to SELPA office and are distributed to districts as follows (Appendix G):
 - **Federal Local Assistance Entitlement (Resource Code 3310)**
Beginning 2018-19, Preschool Local Entitlement (Resource 3320) will be consolidated into Federal Local Assistance Entitlement.
The Federal Local Assistance Entitlement is distributed to member districts based on Prior Year December 1 Special Ed Pupil Count.

A portion of Local Assistance entitlement will be transferred from districts to the SCCOE as partial payment for actual usage of SCCOE programs.
 - **Preschool Grant (Resource Code 3315)**
The Federal Preschool Grant is distributed to districts based on prior year April 1 preschool count (ages 3-5). (Data source: SIRAS)
 - **Preschool Staff Development (Resource 3345)**
The Preschool Local Entitlement is distributed to districts based on prior year April 1 preschool count (ages 3-5). (Data source: SIRAS)
 - **Federal Mental Health (see 1.f. Mental Health Funding)**
 - **Alternative Dispute Resolution Grant (Resource 3395)**
The Alternative Dispute Resolution Grant is used to pay for attendees of ADR conferences and cost of hiring an independent ADR facilitator.

Federal and state regulations regarding the use of Federal Grant funds will be strictly adhered to.

Districts will submit to the SELPA office quarterly reports and a final expenditure report summarizing their actual expenditures for the fiscal year. The grants are paid as a reimbursement with the amount based on districts quarterly expenditures report. The grant period is extended to 27 months and a budget plan submission is required if districts have not fully expended the grant amount after the 15 month of grant period.
- d) **Regionalized Services and Program Specialist Revenue**
The Regionalized Services and Program Specialist Revenue has been reestablished as a separate revenue item from AB 602 using language in AB 1808 Budget Trailer Bill.

The SELPA Administrative Unit budget, included in this document, is developed by the SELPA AU and approved by the SELPA Representative Council each year.

SELPA I, II, III, IV and VII share the cost of the SELPA AU by total K-12 ADA using the RS/PS revenue. Any RS/PS balance will be distributed to member districts by total K-12 ADA.

SELPA AU will continue to invoice \$600 per district to cover basic costs for SELPA Staff Development.

e) Low Incidence Equipment and Service Revenue

CDE allocates funding to SELPA based on number of LI students by DSEA. San Jose Unified School District's and SCCOE Special Education Department's share of this state funding will be calculated based on prior year Low Incidence Pupil Count.

- 80% of the LI revenue will be allocated to the districts to spend on LI services and/or items less than \$500. Districts must use LI funds based on CDE guidelines and must be prepared for any audit. The SELPA AU will not reimburse districts for such purchases since districts will also receive LI funds.
- The remaining 20% of the LI revenue will be housed at the SELPA AU for processing of LI equipment and materials only. SELPA districts will request purchase of Low Incidence items/equipment that are \$500 or above (each item must cost \$500 or more) through the SELPA AU. The SELPA AU will continue to use LI funds based on CDE guidelines, monitor inventory, and be prepared for any audit. Any amount not spent will be returned to districts based on prior year LI pupil count.

Purchases of Low Incidence Equipment for inter-district transfer students will come entirely from District of Residence LI Equipment funding, except when transfers cross SELPA AU, in which case the District of Service will pay current year per pupil LI Equipment amount and the DOR will pay the balance.

f) Mental Health Funding

- Federal Mental Health Funding (Resource 3327) is distributed to SELPA IV districts based on PY Dec E.D. Pupil Count
- State Mental Health Funding (Resource 6546) is distributed to SELPA IV districts based on PY Dec E.D. Pupil Count. The purpose of these funds is to support all mental health-related services to students with or without an individualized education program pursuant to the federal Individuals with Disabilities Education Act and as described in the California Education Code sections 56363 and 56836.07.

See Appendix H for more detail on guidelines on Mental Health funding.

g) LCI/NPS/SNF Cost Share (Out-of-Home-Care Funding)

SB 1108 (2004-05) provided that the reporting and 100% reimbursement from the state for the cost of NPS tuition for LCI residents became inoperative on June 30, 2004. In place of that, the CDE will calculate annually for each SELPA an amount for "Out-of-Home-Care" funding.

Out of Home Care Funding and Expenditures for NPS/LCI (Paid by SCCOE) are cost shared separately within each SELPA AU. Priority with Out of Home Care revenue remains to reimburse SCCOE for NPS/LCI Tuition expenditures. See MOU in Section A.

2. MOU #1 and MOU #2:

For reference, MOU # 1 and MOU # 2 were agreements made between all SELPAs in Santa Clara County during the transition from J-50 to the AB 602 funding model. MOU#1 provides guidelines for distribution of revenue from units reported in SELPA III in the base year for serving pupils in SCCOE programs from all districts in the county. MOU #2 distributes revenue from the base year maximization of J-50 reporting to all SELPAs. (Appendix A)

- In 2021-22, the SELPA Base Rate MOU eliminated all agreements outlined in MOU # 1 and MOU # 2.
- In 2022-23, the funding allocated for Special Education has significantly increased. All SELPAs in the county are allocated with the same \$820 base rate. With this, the SELPA Base has automatically terminated. (Appendix A)

3. Calculation of Apportionments:

a) Basic Funding Model

As specified in AB 602, the California Department of Education will allocate special education funding to SELPAs based on the SELPA Base Rate per K-12 ADA.

Beginning 2022-23, the Special education base funding allocations are calculated by the State at the LEA level, rather than the SELPA level, using the greater of current year, prior year, or second prior year ADA.

The AB 602 formula includes a combination of three sources of Special Education Revenue: 1) State Special Education Apportionment, 2) County “Excess” Special Education Property Taxes, and 3) Special Ed Excess ERAF Property Tax.

The SELPA formula for calculating district special education state apportionment is outlined in Appendix B.

b) SELPA COLA Funds

Any COLA applicable for Special Ed is added by CDE to the Special Ed base rate.

c) SELPA Growth Funds

The State has significantly increased the allocation for Special Ed funding. Growth/Declining has not been included in the AB 602 calculation.

d) Equity Adjustments

Starting 2019-20, the State has provided funds for SELPA Base Rate equalization. In 2022-23, all SELPAs in the county have equalized base rates.

e) Unallocated Funds

Any unanticipated or unallocated revenue coming to SELPA IV will be reported to the SELPA Operations/Fiscal Committee for review and recommendation as to allocation. A recommendation from the SELPA Operations Committee to the Executive Council regarding the distribution of unallocated funds will be made.

f) Non-Public School/Agency Costs:

Districts are individually responsible for Non-Public School/Agency costs.

g) LCI/SDC/MTU/Trans Cost Sharing

The cost of LCI students receiving services in SDC programs and in SCCOE programs and are residing in NW SELPAs will be shared by all districts based on percentage of total K-12 ADA. Cost sharing credits to districts for serving LCI residents in district SDC programs is aligned to Inter-district transfer agreements (severe/non-severe). Districts charged for sending LCI students to SCCOE programs will be credited the amount charged.

The following will also be included in the LCI Cost-Sharing Agreement. These costs will be shared by all of the districts in the NW SELPAs by total K-12 ADA.

- Palo Alto USD will receive a credit, at the current SCCOE Housing Policy Facilities Rate per class for eight classrooms housing the CCS MTU at Juana Briones.
- Sunnyvale SD will receive a credit for that amount per class for one classroom housing the CCS Satellites at Vargas.
- The cost of transporting OI students confined to wheelchairs from LCI to district programs

- h) **Funding for Services provided to students in hospitals, Juvenile Court Facilities**
- The cost of serving students who reside in hospitals shall be the responsibility of the district in which the hospital is located.
 - The cost of special education services provided by SCCOE for students in Juvenile Court Facilities shall be charged to districts, based on usage of the program. See the section on SCCOE funding. Special Education services for students in district-run Alternative Schools programs shall be the responsibility of the district.

4. **Inter-district Transfers:**

It is the intent of the SELPA Budget Allocation Plans that Special Education Funding follows Services.

a) **Inter-district Student Transfers (Based on Average Cost)**

The inter-district costs calculation for average costs programs has been developed by the SELPA using districts' information, and reflects the estimated average cost of providing Special Education services.

b) **Designated Regional Program Student Transfers (Based on Actual Costs)**

SELPA Regional Programs refer to those programs designated by the SELPA as specialized, requiring full funding to safeguard their existence and operation for the benefit of the SELPA. Actual/regional costs program will be used in the calculation of inter-district transfer costs. A listing of Actual Cost Reimbursement Regional Programs appears in the Inter-District Transfers section of this booklet. (Appendix E)

The transfer reporting form shall report services provided on December 1 and April 1 to non-district students. The SELPA office will record the information and adjust apportionment distribution to districts accordingly, based on the reporting forms. The cost of serving the transfer pupil will be subtracted from the District-of-Residence's Special Education Apportionment and added to the apportionment for the District-of-Service.

Responsibility for providing Low Incidence Equipment to a Low Incidence qualified Inter-district transfer student shall, by agreement, fall primarily on the District-of-Residence.

For the complete list of agreements regarding responsible district in Inter-district transfer situations, please refer to the SELPA Inter-district Transfer Policy.

****IMPORTANT NOTE****

Districts in SELPAs I, II, III, IV and VII which serve students who reside in SE SELPA will contract independently with those districts in SE SELPA for Special Education Services provided. In these instances, only, apportionments will not be adjusted for the transfers. Any transfer of funds must be made through invoicing and issuance of warrants.

5. **Calculation of SCCOE Funding:**

a) **Santa Clara County Office of Education (SCCOE) Special Education Block Rates**

These programs are considered regional programs operated for students requiring very specialized services who reside in various districts within the six SELPAs in Santa Clara County. A "Building Block" model has been developed for the calculation of costs associated with these programs, and is included in Appendix F. Block rates have increased and/or been re-benched over the years, as detailed in the exhibits in the SCCOE section. (Appendix F)

All county programs are based on an average ratio of one teacher to ten (1:10) students with the exception of the autistic program, which is built on a one to eight (1:8) ratio. The cost of the program (based on the building block model) will be charged to each district according to the percentage of students that a district

has in a specific block program for that year. Current Year charges will be deducted from the districts' allocation of County Excess Special Education Property Tax.

Effective 2017-18, NW and SE SELPAs will use the average of October to April (7x) block enrollment census dates in the calculation of charges for SCCOE programs.

LCFF (Local Control Funding Formula) funds generated by students served by the SCCOE will not be transferred to the SCCOE. (See Appendix A - Santa Clara County Office Funds Transfer for Special Education ADA under LCFF)

Re-benched block rates are presented to SELPAs annually. In 2022-23, SELPA IV have approved to use the re-benched Block Rates. (See Appendix F on SCCOE Block Rates for details).

Any difference in revenues collected and actual cost of SCCOE programs, after closing the current year will be adjusted in the subsequent year. SCCOE may carry over a reserve of Special Education revenue, which does not exceed 2% of its Special Education Expenditures for the year, for the purpose of rate stabilization to districts. Any reserve in excess of 2% will be returned to districts on a rate-per-pupil-attending-SCCOE-programs basis.

DIS services will be based on the actual salary and benefits plus travel for DIS staff, such as Visually Impaired, and Adaptive Physical Education.

b) Special Education Services in Alternative Schools

With the merge of Alternative Ed RSP and SDC into SAI Alternative Ed, the student enrollment count will be taken from the monthly Special Education Students in Alternative Education Schools Block Enrollment Report.

The amount of LCFF Base Funding received directly by SCCOE for Special Ed (SDC) in Court Schools ADA, will partially offset any costs to districts of residence for SCCOE Special Ed in Alt Ed.

c) SCCOE Facilities Policy

All SELPA Executive Councils in Santa Clara County have approved a policy to cover housing for programs operated by the SCCOE Special Education Department on district operated sites. Each school district has the responsibility for providing classroom space for the number of resident students enrolled in SCCOE Special Education programs. This housing policy specifies that when a district provides less space than its obligation, a housing fee will be added to the estimate of cost of SCCOE programs for that district. A housing compensation will be issued to the district in the form of a cash journal when district provides more space than its obligation. (Appendix F)

In 2017-18, at the request of districts, a facilities study was funded by SCCOE and was conducted by the School Services of California, to review the facilities rate setting process and propose an applicable facilities rate formula.

The study has not been completed at this time, thus the facilities rates set in 2018-19 has been held on status quo.

d) SCCOE Special Ed Transportation

SCCOE transports LCI (and similarly, SNF) residents to SCCOE programs. Starting 2009-10, SCCOE Special Ed covered the Transportation deficit. Future discussion will need to address payment of these costs as the Transportation deficit continues to rise.

6. Maintenance of effort (E.C. 56841):

Federal funds for special education should be used to supplement and not supplant state and local funds (E.C. 56841). The specifics of the federal regulations translate this into an MOE calculation, based on expenditures for special education (Sections 300.203-300.205 of Title 34 of the Code of Federal Regulations [CFR]).

The general rule under the MOE requirement is that LEAs must spend at least the same level of state and local funds (or local funds only) on special education as in the prior year, either in terms of total or per-capita expenditures. If an LEA fails this initial test, the federal regulations allow an exempt reduction Under 34 CFR Section 300.204:

- a. Voluntary departure, by retirement or otherwise, or departure for just cause, of special education or related services personnel.
- b. A decrease in the enrollment of children with disabilities.
- c. The termination of the obligation of the agency to provide a program of special education to a particular child with a disability that is an exceptionally costly program, as determined by the SEA, because the child:
 - i. Has left the jurisdiction of the agency;
 - ii. Has reached the age at which the obligation of the agency to provide free appropriate public education (FAPE) to the child has terminated;
 - iii. No longer needs the program of special education.
- d. The termination of costly expenditures for long-term purchases, such as the acquisition of equipment or the construction of school facilities.
- e. The assumption of cost by the high cost fund operated by the SEA under 34 CFR Sec. 300.704(c).

The eligibility standard in Section 300.203(a) requires that, in order to find an LEA eligible for an IDEA Part B subgrant for the upcoming fiscal year, the CDE must determine that the LEA has budgeted for the education of children with disabilities at least the same amount of local, or state and local funds, as it actually spent for the education of children with disabilities during the most recent fiscal year for which information is available.

The compliance standard in Section 300.203(b) prohibits LEA from reducing the level of expenditures for education of children with disabilities made by the LEA from local, or state and local, funds below the level of those expenditures from the same source for the preceding fiscal year.

MOE for LEAs must meet the “subsequent-year rule” where if an LEA fails to meet the MOE test in one year, the LEA is required in subsequent fiscal years to maintain effort at the level prior to the failure. Thus, the LEA must calculate its level of effort on the most recent fiscal year in which the MOE test was met.

In order to receive and keep Federal IDEA Funding:

- If the SELPA fails to pass the SEMB (Budget) software test, no Federal IDEA funds will flow to the SELPA in the current year.
- If the SELPA fails to pass the SEMA (Actuals) software test, the amount that the SELPA is short of meeting the requirement, will be returned to the CDE. Those LEAs which failed to meet the MOE requirements in the Actuals to Actuals test will be responsible for the loss. The amount recovered by the CDE will be deducted from the revenue received by those districts.
- If the SELPA passes, but a district fails to meet MOE (SEMB), the district must provide sufficient proof that it will meet the MOE requirements during the year (Interim). If the district fails, the federal IDEA funds will be redistributed within the SELPA.

7. Charter School Policy – Excerpts related to fiscal issues:

Funding for special education services, participation in the governance structure and responsibility for provision of services shall be based on the categorization of the individual Charter School (operating as a public school of its chartering entity or functioning as an LEA). Schools chartered by a LEA shall negotiate

their charter and MOU with the school district from which they are seeking the charter. Charter schools may also elect to be deemed a Local Educational Agency (LEA) by providing verifiable written assurances that the Charter School will participate as a LEA in a SELPA for purposes of the provision of special education services.

- a) **Public School within a District** will participate in the State and Federal funding in the same manner as other schools within the chartering district. The chartering district will be responsible for ensuring that all children with disabilities enrolled in the Charter School receive special education and related services in a manner that is consistent with all applicable provisions of State and Federal law. The district will be responsible for funding appropriate special education services in the Charter School, even though the student may live anywhere in the State of California. The district and Charter School may enter into agreements whereby the Charter School is billed for excess costs associated with providing special education services to identified students, including the administration of special education programs. The Charter School may also be held fiscally responsible through the MOU for a fair share of any encroachment on the district's general fund that is created by the provision of special education services throughout the district.
- b) **Public School within the County Office** will participate in the State and Federal special education funding in the following manner: (1) the SELPA where the charter school is located will distribute special education funding to the SCCOE pursuant to the SELPA Budget Allocation Plan; (2) the SCCOE will use these funds to fund the actual cost of special education services provided by the Charter School up to the total amount generated; (3) any unused funds will be returned to the SELPAs in the same proportion in which they were received. The SCCOE and the Charter School may enter into agreements whereby the Charter School is billed for excess costs, based on the SELPA-Wide average rate of local support per ADA associated with the provision of special education services to identified students, including the administration of special education programs.
- c) **Charter School as a LEA within the SELPA** A Charter School may apply to become a LEA for the provision of special education services. Application must be made to the respective SELPA by February first of the school year preceding the school year in which the Charter School anticipates operating as a LEA within the SELPA. The Executive Council of Superintendents will determine whether the Charter School has provided the requisite assurances. Once deemed a LEA, the Charter School, like all other members of the SELPA will...receive State and Federal funding for the special education in the same manner as other districts within the SELPA...be responsible for all costs incurred in the provision of special education services.

Any return of COE Charter school funds in SELPA IV will go to SJUSD.

SCCOE Charter Schools within the SELPA will receive the same AB 602 Entitlement per ADA as the equalized districts within the SELPA.

For the complete SELPA Charter School Policy, please refer to SELPA Policy and Procedures Manual.

8. Interest on SELPA Pass-through Revenues:

Any interest accrued on SELPA revenues will be distributed to the SELPA districts and calculated as a percentage of district Special Education State Aid to total Special Education State Aid (PY P-2 ADA).

9. SELPA AU Fiscal Responsibility to districts in SELPAs I, II, III, IV and VII:

- a) State Apportionment calculation and distribution
- b) County Special Ed(Excess Tax) Calculation and distribution
- c) Federal IDEA Part B Grant Calculation, Distribution and Expenditure reports
- d) Fiscal Record keeping per (E.C. 56195.7)

- e) Apportionment adjustments for MOUs, Inter-district transfers within five SELPAs and SCCOE program costs.
- f) Apportionment adjustments for LCI/MTU Cost-sharing
- g) Prior Year apportionment adjustments, and distribution of any carryover funds at year end
- h) Distribution of Interest on SELPA Pass-through funding
- i) Annual preparation/distribution to districts of SELPA Fiscal Documentation:
 - o SELPA Budget Allocation Plan
 - o SELPA Year End Closing, Calculations for revenue distribution
 - o SELPA MOE reporting

10. SCCOE Special Ed Department Fiscal Responsibilities:

- a) With the fiscal separation of SELPAs V and VI in 2001-02, SCCOE per agreement will complete the infant and NPS/LCI “J-50” reports for the CDE
- b) Completion of Part C Federal Grant Applications and Expenditure Reports
- c) Prepares estimate of increase in students and classes for subsequent year
- d) Provides Block Enrollment information
- e) Provides 1:1 Aide use information

11. Parentally-Placed Student in Private School:

The LEA where the parentally-placed children with disabilities in private schools are located is responsible for child find and providing special education and related services. LEAs must use a proportionate share of their Individuals with Disabilities Education Act (IDEA) 611, Part B funds, to provide special education and related services to parentally-placed children with disabilities enrolled in private schools and who attend private schools located in the LEA. The private school proportionate share is calculated based on prior year pupil count, using a State formula.

12. Excess Cost Calculation:

Amounts provided to an LEA under Part B of the Act may be used only to pay the excess costs of providing special education and related services to children with disabilities. Excess costs are those costs for the education of an elementary school or secondary school student with a disability that are in excess of the average annual per student expenditure in an LEA during the for an elementary school or secondary school student, as may be appropriate. An LEA must spend at least the average annual per-student expenditure on the education of an elementary school or secondary school child with disability before funds under Part B of the IDEA are used to pay the excess costs of providing special education related services.

APPENDIX A
MEMORANDUM OF UNDERSTANDING (MOU) BETWEEN SELPAs

1. SELPA Base Rate MOU (For reference only. Eliminated effective 2022-23.)
 - i. Appendix 1: MOU # 1 – COE Operations in Base Year Calculations
 - ii. Appendix 2: MOU # 2 – J-50 “Maximization” in Base Year Calculations
2. MOU with SE SELPA regarding LCI Cost-Sharing
3. Santa Clara County Office Funds Transfer for Special Education ADA under LCFE



Memorandum of Understanding for Special Education Local Plan Area (SELPA) Base Rates

This Memorandum of Understanding (MOU) is made and entered into by and between Santa Clara SELPA I, Santa Clara SELPA II, Santa Clara SELPA III, Santa Clara SELPA IV, Santa Clara SELPA VII, South East Consortium SELPA, and Santa Clara County Office of Education. The entities above are collectively referred to as parties to this MOU.

Purpose:

The following are the purposes of this MOU:

1. Mitigate the impact of MOU 1 and MOU 2 on the Base Rates of SELPAs within the county as a result of the statewide equalization of SELPA Base Rate.
2. Establish how to use the amount from Santa Clara SELPA III's Base Rate that is in excess of the Statewide Target Rate in a given year.

Background:

- A. MOU 1 ([Appendix 1](#)) provides guidelines for the redistribution of approximately \$6 million revenue from units reported in Santa Clara SELPA III's Base Rate. The revenue is used to offset the final cost of SCCOE SPED programs which is charged to districts based on actual usage of those programs. MOU 1 also includes approximately \$50,000 for Santa Clara SELPA II's Regional Services Program, and approximately \$100,000 for Santa Clara SELPA III's base funding.
- B. MOU 2 ([Appendix 2](#)) provides guidelines for the redistribution of approximately \$2 million revenue representing the net shared benefit of the countywide maximization of 1997/1998 Base Year Revenue. The maximized amounts were mistakenly assigned by the State to then Santa Clara SELPAs V and VI (currently South East Consortium SELPA). In recognizing that a specific base rate amount in South East SELPA belongs to other SELPAs in the county, MOU 2 specifies the amount South East SELPA transfers to Santa Clara SELPAs I, II, III, IV and VII's Administrative Unit for distribution to the appropriate SELPAs.
- C. MOU 1 and MOU 2 were put into effect in March 2000 as the State transitioned from the J-50 funding model to the current funding model, AB 602. The State is not aware of these local countywide agreements. The reallocation of MOU 1 & MOU 2 revenues were completed annually by the SELPA Administrative Unit offices based on the information and amounts indicated in these MOUs.
- D. Between 2001-2002 and 2018-19, the State provided no additional funds to equalize SELPA Base Rates. SELPAs in the state and the county had varying SELPA Base Rates. The application of MOUs 1 and 2 resulted in minor variance between SELPA Base Rates. ([Appendix 3](#))
- E. In 2019-2020, the State provided supposed one-time funds to equalize SELPA Base Rates and increase SELPA funding rate to the 2019-2020 Statewide Target Rate (STR) of \$557.27 ([Appendix 4](#)). South East Consortium SELPA and Santa Clara SELPAs I, II, IV and VII received equalization funds and COLA. Santa Clara SELPA III only received COLA since Santa Clara SELPA III's Base Rate is above the STR. With the continued implementation of MOUs 1 and 2, the Base Rates of Santa Clara SELPA III and South East Consortium SELPA fell below the Statewide Target Rate. ([Appendix 5](#))

- F. In 2020-2021, the state continued to provide funds to equalize SELPA Base Rates and increase SELPA funding rate to the 2020-2021 Statewide Target Rate (STR) of \$625 ([Appendix 4](#)). South East Consortium SELPA and Santa Clara SELPAs I, II, IV and VII received equalization funds and COLA while Santa Clara SELPA III did not receive any additional funding, including COLA. With the continued implementation of MOUs 1 and 2, the Base Rates of Santa Clara SELPA III and South East Consortium SELPA continued to fall below the Statewide Target Rate. ([Appendix 5](#))
- G. In 2021-2022, the state will continue to provide funds to equalize SELPA Base Rates and increase SELPA funding rate to the 2021-2022 Statewide Target Rate (STR) of \$715 ([Appendix 4](#)). South East Consortium SELPA and Santa Clara SELPAs I, II, IV and VII are projected to receive equalization funds and COLA. Santa Clara SELPA III will only receive COLA. If SELPAs proceed with the implementation of MOUs 1 and 2 in 2021-2022, the Base Rates of Santa Clara SELPA III and South East Consortium SELPA will continue to fall below the Statewide Target Rate for the third year in a row. ([Appendix 5](#))

Agreements:

1. Eliminate MOU 1 and MOU 2
2. Use the amount from Santa Clara SELPA III's Base Rate that is in excess of the statewide target rate in a given year to offset SCCOE-SPED Program costs ([Appendix 6](#))

Responsibilities of SELPA Administrative Unit (AU) Offices:

- SELPA AU for Santa Clara SELPAs I, II, III, IV and VII will cease to transfer all amounts specified in MOU 1 effective 2021-2022.
- SELPA AU for South East Consortium SELPA will cease to transfer all amounts specified in MOU 2 effective 2021-2022.
- SELPA AU for Santa Clara SELPAs I, II, III, IV and VII will transfer the amount from Santa Clara SELPA III's Base Rate that is in excess of the statewide target rate in a given year to the SCCOE-Special Education Department to partially offset the program ([Appendix 6](#)).
- Both SELPA AUs will annually review this agreement to reflect SELPA Base Rates and SCCOE-SPED Program Costs offset amounts in the appropriate appendices ([Appendix 6](#) and [Appendix 7](#)) based on the enacted budget passed by the Legislature and signed by the Governor and Santa Clara SELPA III's funded ADA in the current year.

Responsibilities of SCCOE Special Education Department:

- SCCOE Special Education Department will calculate the cost of operating Special Education Programs.

Term of MOU:

This MOU is effective in the 2021-2022 school year upon the approval of all SELPA Executive Councils. The MOU will remain in effect until all SELPAs in the county have the same base rates or are the same as the statewide target rate.

The MOU will be reviewed annually to reflect changes on SELPA Base Rates and SCCOE-SPED Program Costs offset amounts based on the enacted budget passed by the Legislature and signed by the Governor.

Amendments:

Any party may request changes to this MOU. Any changes, modifications, revisions or amendments to this MOU which are mutually agreed upon and between the parties shall be

incorporated by written instrument, and effective when approved by all SELPA Executive Councils and executed and signed by duly authorized representative of the parties to this MOU.

Termination:

The MOU will terminate when all SELPAs in the county have the same base rate that is equal to the statewide target rate and the excess SELPA base rate revenue in Santa Clara SELPA III is equal to zero.

The MOU can be terminated by mutual consent of all parties. Should the MOU be terminated prior to all SELPAs in the county having the same base rates or are the same as the statewide target rate, parties will continue to fulfill all MOU obligations for the remainder of the school year the MOU is terminated.

Entirety of Agreement:

This MOU, consisting of eleven (11) pages, including appendices, represents the entire and integrated agreement between the parties and supersedes all prior negotiations, representations, and agreements, whether written or oral.

Indemnity:

Each Party shall indemnify, defend, and hold the other parties harmless from all claims, liabilities, damages or judgments involving a third party, including costs and attorney’s fees, which arise as a result of the indemnifying party’s failure to meet any of the indemnifying party’s obligations under this MOU.

Conflict Resolution:

In the event that any dispute relating to this MOU cannot be resolved by settlement between the parties, the parties shall attempt to resolve all disputes through informal means. This may include meeting facilitation, mediation, arbitration, or any other procedures upon which the parties agree.

Each party shall be equally responsible for the costs of such conflict-resolution, unless otherwise agreed upon in writing.

Signatures:

The parties hereby agree to the terms and conditions set forth in the MOU and such is demonstrated throughout by their signatures below:

Santa Clara SELPA I

Date of Executive Council Meeting: August 26, 2021

Name of Executive Council Chairperson: Ayindé Rudolph, Ed.D.

Signature of Executive Council Chairperson:  9/16/2021 | 3:16 PM PDT

Santa Clara SELPA II

Date of Executive Council Meeting: August 27, 2021

Name of Executive Council Chairperson: Polly Bové

Signature of Executive Council Chairperson:  9/17/2021 | 5:58 AM PDT

Santa Clara SELPA III

Date of Executive Council Meeting: August 23, 2021

Name of Executive Council Chairperson: Shelly Viramontez, Ed.D.

Signature of Executive Council Chairperson:  9/15/2021 | 4:55 PM PDT
DocuSigned by:
628BDF33EA341...

Santa Clara SELPA IV

Date of Executive Council Meeting: August 31, 2021


Name of Executive Council Chairperson: Stephen McMahon

Signature of Executive Council Chairperson:  9/28/2021 | 1:29 PM PDT
DocuSigned by:
DD1C228771DA407...

Santa Clara SELPA VII

Date of Executive Council Meeting: August 25, 2021

Name of Executive Council Chairperson: Stella Kemp, Ed.D.

Signature of Executive Council Chairperson:  9/15/2021 | 5:08 PM PDT
DocuSigned by:
D499A9F03B0941F...

South East Consortium for Special Education

Date of Executive Council Meeting: September 15, 2021

Name of Executive Council Chairperson: Hilaria Bauer, Ph.D.

Signature of Executive Council Chairperson:  9/17/2021 | 4:46 PM PDT
DocuSigned by:
B1F6540B4CF434...

Santa Clara County Office of Education

Name of County Superintendent of Schools: Mary Ann Dewan, Ph.D.

Signature of County Superintendent of Schools:  9/15/2021 | 4:59 PM PDT
DocuSigned by:
72890FED1F52493...



Santa Clara County Office of Education (SELPAs I - VII)

Memorandum of Understanding #1

COE Operations in Base Year Calculations (March, 2000)

Implementation in 98/99 of the new Special Education Funding Formula mandated by AB 602, illuminates some critical issues which would be best served by written policy agreement between all SELPAs.

Background

County Office of Education Special Education programs were, under the J-50 Funding Model (which ended in fiscal year 97/98), reported in SELPA III. AB 602 specifies a formula for determining SELPA revenue for all future years according to the revenue which was generated by district J-50's within the SELPA in the base year (97/98). The AB 602 formula provides a means to adjust revenue back to SELPA of residence in the base year for all unit transfers between SELPAs. There are, however, some elements of County Office Special Education Funding which cannot be adjusted to SELPA of Residence via the unit transfer formula. This revenue remains in SELPA III, but clearly does not belong solely to the districts in SELPA III. It is the amount and disposition of this revenue which is being addressed in this document.

1) The 24.27 Frz Units in SELPA III identified by Paul Goldfinger, of School Services as funding for COE programs which serve all of the districts in the county. This is over and above what would be considered SELPA III's share of COE funding based on pupils in COE programs.

Revenue transfer from SELPA III Base Funding	\$2,040,125 (transfer to COE)
18.45 SDC 1 Aide x \$89,516 = \$1,651,570	
5.82 DIS x \$66,762 = \$388,555	
Calculated at CDE posted Transfer Rates	

2) COE Base Year (97/98) Extended Year Funding **\$3,039,659** (transfer to COE)

Revenue transfer from SELPA III Base Funding
 From 97/98 Annual J-50 COE SELPA III

3) COE NPS/NPA Column A, B Base Year Reimbursements \$ 952,300 (transfer to COE)

base yr SELPA II OT Louise Faulker contract reimbursement	\$ 50,050 (transfer to SELPA II Reg.Serv)
base yr SELPA III OT Pediatric Interv. contract reimbursement	\$ 103,690 (transfer to SELPA III Reg.Serv)
Revenue transfer from SELPA III Base Funding	\$ 1,106,040
From 97/98 Annual J-50 COE SELPA III	

4) COE Alternative Schools Grant \$116,625

Total **\$6,302,449**

Policy Agreement

By agreement of all seven SELPA Executive Councils, **\$6,148,709**, which is included in the base funding of SELPA III, will be transferred from SELPA III to the COE to fund programs serving all districts in Santa Clara County. This transfer of **\$6,148,709 (less deficit)** will occur every year. The COE will calculate the cost of operating Special Education Programs and the above amount will be transferred to the COE to partially fund those programs. These revenues will be used to offset the final cost of COE programs which will be charged to districts based on actual usage of those programs. In addition **\$50,050** will be transferred from SELPA III's base funding to SELPA II's Regionalized Services Budget, and **\$103,690** will be transferred from SELPA III's base funding to SELPA III's Regionalized Services Budget, as indicated above. These latter two amounts were paid with SELPA Regionalized Services funds and reported and reimbursed through the COE's J-50 (in SELPA III) in the base year.


 SELPA I Executive Council Chairperson

**To be signed
 following final
 certification and
 review of 97/98
 Base Year figures**


 SELPA IV Executive Council Chairperson


 SELPA II Executive Council Chairperson

 SELPA V Executive Council Chairperson


 SELPA III Executive Council Chairperson

 SELPA VI Executive Council Chairperson


 SELPA VII Executive Council Chairperson



Colleen B. Wilcox, Ph.D.
Superintendent

Note: SELPA Base Rate
MOU eliminated MOU 2
effective 2021-22

Santa Clara County Office of Education (SELPAs I - VII) Memorandum of Understanding #2

MAXIMIZATION in Base Year Calculations (March, 2000)

Recertification of the AB 602 Base Year J-50s (97/98) in February of 2000, revealed an uneven distribution among the seven SELPAs of the gains realized by Paul Goldfinger's (School Services) Countywide Maximization of Revenues.

Background

The Paul Goldfinger "Maximization" of Revenue for fiscal year 97/98 generated a prior year adjustment of \$1,997,738 in shared gain for Santa Clara County. An additional \$203,852 was generated as a result of specific operational changes to district J-50s. As in past practice the shared \$1,997,738 gain will be distributed to districts based on pupil count, see attached schedule, as a one-time prior year adjustment in 99/00. The \$203,852 will go to the districts which generated those funding changes by correcting the reporting of their operations for that year.

Maximization in the Base Year of AB 602 funding


Because 97/98 is the Base Year for calculation of all future SELPA funding under AB 602, it is important to look at the fair distribution of this shared Countywide increase in funding as it rolls into the SELPA base rates. When the Maximized J-50s were rolled into the SELPA Base Rates by the California Department of Education, the gain from Maximization fell unevenly among the seven SELPAs.

**Inter-SELPA apportionment adjustments to fairly distribute the Maximized
Base Year Revenue to all SELPAs**


	{a}	{b}	{c}	{d}
	Base Year 97/98 Maximization Distribution by Pupil Count	Actual amount rolled into SELPA Bases by CDE AB 602 formula	Difference	Adj Entry in 99/00 Difference times 99/00 Base Proration 0.9599306091
SELPA I	182,387	135,049	47,338	45,441
SELPA II	213,902	144,910	68,992	66,228
SELPA III	309,520	(101,081)	410,601	394,148
SELPA IV	255,921	(293,011)	548,932	526,937
SELPA V	758,002	1,882,725	(1,124,723)	(1,079,656)
SELPA VI	156,993	315,909	(158,916)	(152,548)
SELPA VII	121,012	(86,816)	207,828	199,500
Totals	1,997,737	1,997,685	52	50

Policy Agreement


By agreement of all seven SELPA Executive Councils, \$1,997,738, representing the net shared benefit of Countywide Maximization of 97/98 Base Year Revenue, will be adjusted each year, beginning with 98/99 to roll the original distribution by pupil count into each of the SELPA Bases. For the purpose of Revenue Projection, the full amount in Col. {a} will appear in the SELPA Appendix B Base Year calculation, line #3. For each current year adjustment of revenue, the amount in Column C will be multiplied times that current year base entitlement proration factor, example in Column {d}.


SELPA I Executive Council Chairperson


SELPA II Executive Council Chairperson


SELPA III Executive Council Chairperson


**To be signed
following final
certification and
review of 97/98
Base Year figures**


SELPA IV Executive Council Chairperson

SELPA V Executive Council Chairperson

SELPA VI Executive Council Chairperson


SELPA VII Executive Council Chairperson

Santa Clara County  Office of Education

**Memorandum of Understanding Between
Santa Clara County Office of Education SELPA and the South East Consortium for Special
Education SELPA**

The Administrative Units of the SELPAs in Santa Clara County have met to determine Agreements concerning the funding of Non-Public Schools and Licensed Children's Institutions (LCI) in the County. Items to be addressed herein include revenue and expenses in 2009/10 and carryover dollars from the current NPS/LCI account.

The SELPAs agree that:

The revenue and expenses will continue in 2009/10 to be based on income as charted over time, including the revenues from bed count, revenue limits for NPS/LCI, and any forthcoming adjustments from CDE. Costs from those funds will continue to be for NPS/LCI tuition and actual costs of serving any SNF students.

To provide an insurance that no district or AU will be hurt this year unexpectedly and the carryover dollars of \$673,553 will be used to balance costs in 09/10. If there is any remaining balance, the balance will be distributed by ADA to the AUs to use as they see fit. If excess costs in both AUs exceed revenue and the carryover, those costs will also be split by collecting the difference on an ADA basis. If only one AU has a deficit beyond the carryover, that AU will be responsible for the difference.

For the future, beginning in 2010/11, earned income will continue to be from the current sources, but will be separated by AU for each group's costs.



Marc Liebman, Superintendent, Berryessa SD

2.3.10


Date



Rhonda Farber, Superintendent, Campbell UHSD


2-11-10

Date



Nancy Birenbaum, Director,
South East Consortium for Sp ED
SELPA XI

Date



Michele Syth, Director,
Santa Clara County Office of Education SELPA
SELPAs I, II, III, IV and VII

Date

County Office Funds Transfer (formerly Revenue Limit),
for SCCOE Special Education ADA under LCFF
(District-funded pupils attending County Office Special Education Programs)

In March of 2014, SCCOE held a countywide meeting to address the issue of the discontinuance of the County Office (Revenue Limit) Funds Transfer under the new LCFF funding formula. CDE had requested that each County Office develop its own agreement with districts sending pupils to County Office Programs, to fill the funding gap for County Office programs no longer receiving the Revenue Limit funding for Sp Ed pupils served. One great difficulty in developing an agreement was the complexity and variation between districts of the LCFF Base and LCAP-Supplemental and Concentration Grant formula. Some counties developed elaborate calculations for moving LCFF funds from district of residence to the County Programs where those students were served. **In our county, districts in each SELPA signed an MOU, saying that for 2013/2014 and 2014/2015, Districts-of-Residence would keep the LCFF funds generated by the COE Sp Ed ADA, but more Sp Ed revenue within each SELPA would follow those pupils from District-of-Residence to COE to make up for the loss of Revenue Limit funding for those students. As a result, Districts-of-Residence of SCCOE pupils receive less Sp Ed revenue, but keep more unrestricted LCFF funds. Total revenue to COE for serving Sp Ed pupils is unchanged by this agreement.**

As 2013/2014 came to an end, the California Department of Education began posing questions as to whether we should be looking at a consistent approach to this issue statewide. When the new **Principal Apportionment Data Collection** software came out in December, 2014, CDE offered a new **OPTION**. In reporting attendance: **If both** District and COE agree **and** each selects the **OPTION** in reporting P1 Attendance, **and** COE provides an agreed-upon dollar amount to transfer (for each district), CDE will then do an automatic LCFF funds transfer from the district to the County Office in 2014/2015. This option can only be designated at P1, and will be available for selection annually at P1. The P1 2014/2015 attendance reporting deadline was January 15, 2015. If no selection was made under this **OPTION**, no automatic transfer of LCFF funds from District-of-Residence to COE will happen in 2014/2015.

After careful review, it was the recommendation of SCCOE and the SELPA Administrative Units that for 2014/2015, we abide by our MOU through this year, and do not select this **OPTION in 2014/2015**

**Memorandum of Understanding between Santa Clara County Office of Education
and Santa Clara County School Districts**

**For District-funded pupils attending Santa Clara County Office of Education
Special Education Programs under Local Control Funding Formula**

Background:

Beginning in July 2013, the State of California implemented a new funding model for education of students in public schools. This model is known as Local Control Funding Formula (LCFF). As a result of this model, some significant changes were made in the funding of programs operated by county offices of education.

Prior to July 2013, Revenue Limit for ADA for students with disabilities who attended county programs was diverted at state level and sent directly to the county offices of education as the general education share of the cost of county special education programs. This funding stream was known as County Office Revenue Limit Transfer (RLT). Under LCFF, this funding stream from the California Department of Education (CDE) to county Offices no longer exists. Instead, the funding for the Santa Clara County Office of Education Special Education programs (SCCOE) ADA will go directly to the resident school districts.

For the fiscal year 2013-2014, even though the LCFF model was in place, appropriations were made based upon the previous funding model. The Revenue Limit Transfer money was sent directly to the county offices of education, just as it had been done in the past. As the California Department of Education (CDE) and districts begin to actually implement LCFF at the P2 certification of 2013/14, reconciliations in the funding streams will need to be made before year end closing. Therefore, the Revenue Limit Transfer funding stream will be returned to districts of residence. However, these (approximately \$7.5 million) Revenue Limit Transfer dollars were committed toward the operation of the county special education programs.

Purpose:

It is the purpose of this Memorandum of Understanding (MOU) to resolve two issues in regards to funding special education programs in Santa Clara County Office of Education.

- a) For 2013-2014, resolve the issue of the Revenue Limit Transfer dollars that were sent directly to Santa Clara County Office of Education (SCCOE) under the old funding formula and will now be redistributed to school districts (LEAs) at the end of the fiscal year at the state level.
- b) For 2014 -2015, resolve the issue of how to fund, under LCFF, the Special Education programs that are operated by the SCCOE.

Agreements:

- 1) For the 2013 – 2014 fiscal year, the Revenue Limit Transfer dollars continue going to SCCOE through the Advance Apportionment until the California Department of Education certifies LCFF funding for the first time at the P2 certification of 2013/14 in July 2014. After the P2 apportionment certification in July 2014 as the fiscal year is closing, CDE will redistribute the RLT funds as LCFF funds, taking them back from SCCOE and distributing them to districts of residence. South East Consortium and North West Santa Clara County SELPA Administrative Units (AUs) will adjust Special Education revenue distributions so that a recalculated amount (i.e., an amount including the approximately \$7.5 million RLT) will be transferred from LEAs to SCCOE for the cost of students attending Santa Clara County Office of Education Special Education programs.
- 2) For the 2014 -2015 fiscal year, Southeast Consortium and North West Santa Clara County SELPA AUs will adjust Special Education Revenue distribution from LEAs and transfer that amount to SCCOE for students attending SCCOE Special Education programs.
- 3) SCCOE will provide a general description of services provided to SCCOE Special Education pupils that can be referenced by all districts in their Local Control and Accountability Plans. (LCAP).

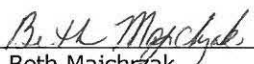
AUTHORIZED SCCOE AGENTS:

SELPA IV SUPERINTENDENT

 6/26/14
Mary Ann Dewan Date
Interim Superintendent

 6/1/14
Vincent Matthews Date
San Jose Unified SD

 6/27/14
Nancy Guerrero Date
Special Education Director

 6/30/14
Beth Majchrzak Date
SELPA Director

**Amendment to the Memorandum of Understanding
between Santa Clara County Office of Education and Santa Clara County School Districts**

For District-funded pupils attending Santa Clara County Office of Education Special Education Programs under Local Control Funding Formula

Agreement:

Southeast Consortium and North West Santa Clara County SELPA AUs will adjust Special Education Revenue distribution from LEAs and transfer that amount to SCCOE for students attending SCCOE Special Education programs. **Districts of Residence will receive and keep LCFF funds for Special Education students attending the SCCOE Block Programs.** This agreement shall be renewed annually unless an overriding policy is enacted by the California Department of Education.

APPENDIX B
CALCULATION OF APPORTIONMENT DISTRIBUTION

Following is a summary documentation of the following:

1. Preliminary Special Education Revenue Projection for Districts

FORMULA FOR CALCULATING DISTRICT SPECIAL EDUCATION STATE APPORTIONMENT

CALCULATION:

SELPA BASE RATE

Multiplied by LEA ADA (Greater of current year, prior year, or second prior year ADA)

Equals SUBTOTAL ENTITLEMENT,

Minus LOCAL SPECIAL ED PROPERTY TAX ALLOCATION TO DISTRICT,

Minus APPLICABLE EXCESS ERAF ALLOCATION TO DISTRICT,

Plus/Minus INTER-DISTRICT TRANSFERS IN/OUT,

Plus EXCESS PS/RS REVENUES

Minus EXCESS COE PROGRAM COSTS

Equals STATE SPECIAL EDUCATION APPORTIONMENT TO DISTRICT (BEFORE
DEFICIT FACTOR)*

*State Apportionment (Resource Code 6500, Object Code 8792/8311)

*To the extent the SELPA apportionments are deficated by CDE; district apportionments will also be deficated.

SELPA IV: 2022-23 REVENUE PROJECTION
STATE SPECIAL ED REVENUE - RESOURCE 6500

CLOSED

4/5/2022

	SAN JOSE UNIFIED	COE	COE CHARTER UNIV PREP	COE CHARTER DISCOVERY II	COE CHARTER LEGACY ACADEMY	SELPA AU (TAKEN OUT OF PS/RS)	MOU 2 MAXIMIZATION	TOTALS
SELPA ADA								
2022-23 SELPA TOTAL K-12 ADA (CURRENT YEAR EST)	24,052.35	-	704.90	503.56	-	-	-	25,260.81
2021-22 SELPA TOTAL K-12 ADA (PRIOR YEAR EST)	24,052.35	-	704.90	503.56	-	-	-	25,260.81
2020-21 SELPA TOTAL K-12 ADA (PRIOR PRIOR YEAR)	28,730.27	-	678.84	537.80	-	-	-	29,946.91
2020-21 SELPA FUNDED ADA (GREATER OF CY, PY, OR PPY)	28,730.27	-	678.84	537.80	-	-	-	29,946.91
SELPA STATEWIDE BASE RATE PER ADA								\$ 820.00
SELPA FUNDING AT SELPA BASE RATE								\$ 24,556,466
2022-23 PROJECTIONS								
SELPA FUNDING (DISTRICT ADA*ADJUSTED RATE/ADA)	23,558,821.40	-	556,648.80	440,996.00	-	-	-	24,556,466.20
BASE RATE PER ADA	820.00	-	820.00	820.00	-	-	-	820.00
ADJUSTMENTS TO ENTITLEMENT								
ESTIMATED EXCESS TAX	16,270,695	-	139,877	334,706	-	-	-	16,745,278
COE SPED COST - (TRANSFER OUT TO COE)	(14,350,606)	14,350,606	-	-	-	-	-	-
COE AED SPED COST - (TRANSFER OUT TO COE)	(94,130)	94,130	-	-	-	-	-	-
1) NET EXCESS PROPERTY TAX	1,825,960	14,444,735	139,877	334,706	-	-	-	16,745,278
2) EXCESS ERAF PROPERTY TAX	4,890,789	-	370,982	23,061	-	-	-	5,284,833
EXCESS ERAF PROPERTY TAX TO COE	-	-	-	-	-	-	-	-
EST FROM 2021-22 INTERDISTRICT (IN)	42,717	-	-	-	-	-	-	42,717
EST FROM 2021-22 INTERDISTRICT (OUT)	(289,082)	-	-	-	-	-	-	(289,082)
STATE AID TO COE	-	-	-	-	-	-	-	-
SUBTOTAL STATE AID	2,150,972	-	45,790	83,229	-	-	-	2,279,990
BALANCE TO SELPA LEVEL APPORT	-	-	-	-	-	-	-	-
SUBTOTAL STATE AID	2,150,972	-	45,790	83,229	-	-	-	2,279,990
DEFICIT	-	-	-	-	-	-	-	-
3) NET EST SPED STATE APPORTIONMENT	2,150,972	-	45,790	83,229	-	-	-	2,279,990
EST.TOTAL 3 SOURCES OF REVENUE	8,867,721	14,444,735	556,649	440,996	-	-	-	24,310,101
DEFICIT FACTOR	0%							

OUTSIDE OF AB 602 CALCULATION								
LOCAL ASSISTANCE BY PY DEC K-22 PUPIL COUNT	6,101,575.00		52,454.00	125,516.00	-	6,279,545.00	GRANT	6,279,545.00
PORTION PAYING FOR COE PROGRAMS	(281,148.00)	281,148.00	-	-	-	-	Per ADA	248.59
NET TO LEA	5,820,427.00	281,148.00	52,454.00	125,516.00	-	6,279,545.00	PER PUPIL	1,746.26

RECONCILIATION OF STATE APPORTIONMENT:		
ESTIMATED DISTRIBUTION TO DISTRICTS	2,150,972	7221-00 (DR)
NET INTER-DISTRICT TRANSFERS (IN)/OUT	246,365	8311-04 (DR/CR)
TO COE FOR DISCOVERY II CHARTER	83,229	8311-20 (DR)
TO COE FOR UNIV PREP CHARTER	45,790	8311-20 (DR)
TO COE FOR LEGACY CHARTER	-	8311-20 (DR)
SELPA AU (TAKEN FROM PS/RS ENTITLEMENT)	-	8311-03 (DR)
TRANSFER IN FROM SE SELPA FOR MOU#2 (BASE YEAR MAX)	-	8781-00 (CR)
OUT OF HOME CARE FUNDING TO COE (G1)	289,847	8311-20 (DR)
OUT OF HOME CARE FUNDING TO COE FROM EXCESS ERAF	(289,847)	8311-20 (DR)
ESTIMATED LOW INCIDENCE EQUIP/SUPPLIES (F3)	584,100	8311-02 (CR)
PS/RS ENTITLEMENT	555,205	8311-20 (DR)
ESTIMATED STATE APPORTIONMENT	3,665,660	8311-00 (CR)
	3,665,660	

2022-23 ASSUMPTIONS:
1) \$820 SELPA BASE RATE PER ADA, PER GOVERNOR'S JANUARY PROPOSAL
2) SELPA FUNDED ADA - USED THE HIGHER OF CY, PY, OR SECOND PY SELPA ADA
3) SELPA AU FUNDING (TAKEN OUT OF PS/RS REVENUE)
4) INTER-DISTRICT TRANSFER BASED ON 21-22 DEC 1 ENROLLMENT
5) SCCOE COSTS (BLOCK ENROLLMENT USING AVE OF FEB ENROLLMENT)
6) PS/RS AT \$17.16

	SELPA AU COST SHARE BY ADA (TAKEN OUT OF PS/R)		\$	PS/RS BALANCE T
TOTAL	25,260.81	100%	\$ 291,267.00	\$ 263,938.07
SAN JOSE UNIFIED	24,052.35	95%	277,332.98	251,311.46
COE CHARTER UN	704.90	3%	8,127.77	7,365.16
COE CHARTER DIS	503.56	2%	5,806.24	5,261.46
COE CHARTER LEG	-	0%	-	-

	SELPA AU	Districts	Total
Low Incidence	\$ 116,820	\$ 467,280	\$ 584,100

SELPA IV - SAN JOSE

2022-23 PROGRESSION OF SPECIAL ED REVENUE ESTIMATES

REVENUE INCREASE (DECREASE) FROM PREVIOUS PROJECTION DUE TO:

DESCRIPTION		FIRST EST	MAY REVISED	1ST INTERIM	2ND INTERIM	P-1 CERT	P-2 CERT
		4/5/2022					
ADJUST FOR BASE ENTITLEMENT							
CHANGE IN PROGRAM SPECIALIST/REGIONALIZED SERVICES REVENUE	AB 602						
DEFICIT ON BASE							
COST OF COE, BY USAGE							
COST OF COE, SP ED IN ASD,							
EST. UPDATED INTER-DISTRICT TRANSFERS IN							
EST. UPDATED INTER-DISTRICT TRANSFERS OUT							
MISC PY REVENUE DISTRIBUTION							
CHANGE IN STATE MENTAL HEALTH EST.	Other State Revenues						
RETURN OF UNUSED PY SCCOE CHARTER REVENUE							
CHANGE IN LOW INCIDENCE REVENUES							
CHANGE IN DISPUTE PREVENTION AND DISPUTE RESOLUTION							
CHANGE IN LEARNING RECOVERY SUPPORT							
PRIOR YR ADJ TO AB 602 (OTHER THAN AP SETUP)							
CHANGE IN LOCAL ASSISTANCE GRANT DISTRIBUTION	Other Federal (IDEA Part B Grants)						
CHANGE IN FED IDEA MENTAL HEALTH SERV							
CHANGE IN FEDERAL PRESCHOOL							
CHANGE IN ARP LOCAL ASSISTANCE GRANT DISTRIBUTION							
CHANGE IN ARP FEDERAL PRESCHOOL							
CHANGE IN FED PRESCHOOL STAFF DEV							

DETAILED SUMMARY OF AB 602 CALCULATION	FIRST EST	MAY REVISED	1ST INTERIM	2ND INTERIM	P-1 CERT	P-2 CERT
	4/5/2022					
AB 602 BASE ENTITLEMENT	23,558,821					
COLA	-					
ESTIMATE OF GROWTH/ (DECLINE IN ADA)						
EQUALIZING	-					
BASE RATE INCREASE AMOUNT (FUNDING AT STR)						
DEFICIT ON BASE	-					
ENDING ENTITLEMENT AB 602	23,558,821					
ADJUSTMENTS TO ENTITLEMENT						
1) COST OF COE PROGRAMS (TAKEN FROM AB 602 - 2 SOURCES OF REVENUE) **	(14,350,606)					
COST OF COE SP ED IN ALTERNATIVE SCHOOLS	(94,130)					
OUT-OF-HOME-CARE DEF. COST SHARE						
INTER-DISTRICT TRANSFERS IN	42,717					
INTER-DISTRICT TRANSFERS OUT	(289,082)					
ENDING AB 602 (TOTAL OF 3 SOURCES OF REVENUE)	8,867,721					
	-					

MISCELLANEOUS INFO.							
2) COST OF COE PROGRAMS TAKEN FROM LOCAL ASSISTANCE- OUTSIDE OF AB 602	**	(281,148)					
TOTAL COST OF COE SPED PROGRAMS (1 and 2 above)	**	(14,631,754)					
K-12 ADA (NO ADULT OR ROP), INCL COE ADA (FUNDED ADA: HIGHER OF CY, PY, PPY)		28,714.69					
ALLOCATED COE ASD ADA		15.58					
PUPILS IN COE PROGRAMS		161.00					
1:1 REG. AIDE HOURS/PER DAY IN COE PROGRAMS		198.84					
1:1 SPHC (HEALTH) AIDE HOURS/PER DAY IN COE PROGRAMS		26.18					

SELPA IV - SANTA CLARA COE CHARTER: UNIVERSITY PREPARATORY ACADEMY
2022-23 PROGRESSION OF SPECIAL ED REVENUE ESTIMATES

4/5/2022

DESCRIPTION	RESOURCE	OBJECT	FIRST EST 4/5/2022	MAY REVISED	1ST INTERIM	2ND INTERIM	P-1 CERT	P-2 CERT
AB 602								
STATE AID	6500	8311-20	45,790					
EXCESS ERAF FOR SP ED	6500	8097-30	370,982					
COE SPED "EXCESS" PROPERTY TAX TRANSFER	6500	8097-20	139,877					
SUBTOTAL AB 602 (TOTAL 3 SOURCES OF REVENUE)			556,649	-	-			-
OTHER STATE REVENUES								
MISC PY REVENUE DISTRIBUTION	6500	8319-20	-					
PRIOR YR ADJ TO AB 602 - STATE AID (OTHER THAN AP SETUP)	6500	8319-20	-					
PRIOR YR ADJ TO AB 602 - EXCESS ERAF SWAP WITH EXCESS TAX	6500	8097-30	-					
PRIOR YR ADJ TO AB 602 - EXCESS ERAF SWAP WITH EXCESS ERAF	6500	8097-20	-					
***STATE MENTAL HEALTH APPORT	6546	8590	-					
RETURN OF UNUSED PY SCCOE CHARTER REVENUE	6500	8792	-					
RETURN OF UNUSED PY SCCOE CHARTER REVENUE	6546	8590	-					
PROGRAM SPECIALIST/REGIONALIZED SERVICES REVENUE	6500	8311	7,365					
		8311						
****LOW INCIDENCE REVENUES (GOAL 5767)	6500	Goal 5767	-					
		8311						
****RETURN OF PY LOW INCIDENCE REVENUES (GOAL 5767)	6500	Goal 5767	-					
OTHER FEDERAL (IDEA PART B GRANTS)								
FEDERAL LOCAL ASSISTANCE, "NET" OF PSPS (3311) & CEIS (3312)	3310	8181	52,454					
PRIVATE SCHOOL PROPORTIONATE SHARE (SUBGRANT OF RE 3310)	3311	8181	-					
**COORDINATED EARLY INTERVENING SERVICES (SUBGRANT OF RE 3310)	3312	8990	-					
FEDERAL PRESCHOOL	3315	8182	-					
** PRESCHOOL GRANTS EARLY INTERVENING SERVICES (SUBGRANT OF RE 3315)	3318	8990	-					
FED MENTAL HEALTH SERV GRANT	3327	8182	-					
PRESCHOOL STAFF DEVELOPMENT	3345	8182	-					
GRAND TOTAL SPECIAL EDUCATION REVENUES			616,468	-	-			-

****SIGDIS:** For districts identified to be Significant Disproportionality (SIGDIS): SELPA has precalculated the 15% set-aside requirement for CEIS (amounts listed in Re 3312 & Re 3318).

Note: The amount shown in Re 3310 is already "net" of PSPS (Re 3311) & CEIS (Re 3312). If you need to calculate 15% set-aside for CEIS, you must add the amounts listed in Re 3310, Re 3311, Re 3312 to get the Total allocation for Fed Local Assistance (Re 3310), and then multiply that by 15%.

Note: The amount shown in Re 3315 is already "net" of Pre-K CEIS (Re 3318). If you need to calculate 15% set-aside for Pre-K CEIS, you must add the amounts listed in Re 3315 & Re 3318, to get the Total allocation for Federal Preschool (Re 3315), and then multiply that by 15%.

*****State Mental Health Resource:** Effective 2020-21, the new State Mental Health Resource is 6546 (previously, the Resource was 6512 (2011-12 through 2019-20)).

Funds are used to provide all mental health-related services for pupils with or without an individualized education program as described in the California Education Code (EC) Section 56836.07.

******Low Incidence Revenues (Goal 5767):** Beginning 2020-21, the State allocated additional funding for Low Incidence. These funds must only be used for special education services for students with low-incidence disabilities.

DESCRIPTION	RESOURCE	OBJECT	FIRST EST 4/5/2022	MAY REVISED	1ST INTERIM	2ND INTERIM	P-1 CERT	P-2 CERT
	6500	8311/8319	53,155	-	-			-
	6500	8097-30	370,982					
	6500	8097-20	139,877	-	-			-
	6500	8311						
	(Low Incidence)	Goal 5767	-					
	6546	8590	-	-	-			-
SUMMARY OF ABOVE REVENUE GROUPED BY RESOURCE/OBJECT	3310 (Net)	8181	52,454	-	-			-
	3311	8181	-					
	3312	8990	-					
	3315 (Net)	8182	-	-	-			-
	3318	8990	-	-	-			-
	3327	8182	-	-	-			-
	3345	8182	-	-	-			-
GRAND TOTAL SPECIAL EDUCATION REVENUES			616,468	-	-			-
REVENUE INCREASE (DECREASE) FROM PREVIOUS PROJECTION:								

SELPA IV - SANTA CLARA COE CHARTER: UNIVERSITY PREPARATORY ACADEMY

2022-23 PROGRESSION OF SPECIAL ED REVENUE ESTIMATES

REVENUE INCREASE (DECREASE) FROM PREVIOUS PROJECTION DUE TO:

DESCRIPTION	OBJECT	FIRST EST 4/5/2022	MAY REVISED	1ST INTERIM	2ND INTERIM	P-1 CERT	P-2 CERT
ADJUST FOR BASE RATE INCREASE (FUNDING AT STR)							
CHANGE IN PROGRAM SPECIALIST REVENUE							
DEFICIT ON BASE							
COST OF COE, BY USAGE	AB 602						
COST OF COE, SP ED IN ASD,							
EST. UPDATED INTER-DISTRICT TRANSFERS IN							
EST. UPDATED INTER-DISTRICT TRANSFERS OUT							
MISC PY REVENUE DISTRIBUTION							
CHANGE IN STATE MENTAL HEALTH EST.							
RETURN OF UNUSED PY SCCOE CHARTER REVENUE							
CHANGE IN LOW INCIDENCE REVENUES	Other State Revenues						
CHANGE IN DISPUTE PREVENTION AND DISPUTE RESOLUTION							
CHANGE IN LEARNING RECOVERY SUPPORT							
PRIOR YR ADJ TO AB 602 (OTHER THAN AP SETUP)							
CHANGE IN LOCAL ASSISTANCE GRANT DISTRIBUTION							
CHANGE IN FED IDEA MENTAL HEALTH SERV							
CHANGE IN FEDERAL PRESCHOOL	Other Federal (IDEA Part B Grants)						
CHANGE IN ARP LOCAL ASSISTANCE GRANT DISTRIBUTION							
CHANGE IN ARP FEDERAL PRESCHOOL							
CHANGE IN FED PRESCHOOL STAFF DEV							

DETAILED SUMMARY OF AB 602 CALCULATION	FIRST EST 4/5/2022	MAY REVISED	1ST INTERIM	2ND INTERIM	P-1 CERT	P-2 CERT
AB 602 BASE ENTITLEMENT	556,649					
COLA	-					
ESTIMATE OF GROWTH/ (DECLINE IN ADA)						
EQUALIZING	-					
BASE RATE INCREASE AMOUNT (FUNDING AT STR)						
DEFICIT ON BASE	-					
ENDING ENTITLEMENT AB 602	556,649					
ADJUSTMENTS TO ENTITLEMENT						
1) COST OF COE PROGRAMS (TAKEN FROM AB 602 - 2 SOURCES OF REVENUE) **	-					
COST OF COE SP ED IN ALTERNATIVE SCHOOLS	-					
OUT-OF-HOME-CARE DEF. COST SHARE						
INTER-DISTRICT TRANSFERS IN	-					
INTER-DISTRICT TRANSFERS OUT	-					
ENDING AB 602 (TOTAL OF 3 SOURCES OF REVENUE)	556,649					

MISCELLANEOUS INFO.						
2) COST OF COE PROGRAMS TAKEN FROM LOCAL ASSISTANCE- OUTSIDE OF AB 602	**	-				
TOTAL COST OF COE SPED PROGRAMS (1 and 2 above)	**	-				
K-12 ADA (NO ADULT OR ROP), INCL COE ADA (FUNDED ADA: HIGHER OF CY, PY, PPY)		678.84				
ALLOCATED COE ASD ADA		-				
PUPILS IN COE PROGRAMS		-				
1:1 REG. AIDE HOURS/PER DAY IN COE PROGRAMS		-				
1:1 SPHC (HEALTH) AIDE HOURS/PER DAY IN COE PROGRAMS		-				

SELPA IV - SANTA CLARA COE CHARTER: DISCOVERY CHARTER II

2022-23 PROGRESSION OF SPECIAL ED REVENUE ESTIMATES

4/5/2022

DESCRIPTION	RESOURCE	OBJECT	FIRST EST 4/5/2022	MAY REVISED	1ST INTERIM	2ND INTERIM	P-1 CERT	P-2 CERT
AB 602								
STATE AID	6500	8311-20	83,229					
EXCESS ERAF FOR SP ED	6500	8097-30	23,061					
COE SPED "EXCESS" PROPERTY TAX TRANSFER	6500	8097-20	334,706					
SUBTOTAL AB 602 (TOTAL 3 SOURCES OF REVENUE)			440,996	-	-			-
OTHER STATE REVENUES								
MISC PY REVENUE DISTRIBUTION	6500	8319-20	-					
PRIOR YR ADJ TO AB 602 - STATE AID (OTHER THAN AP SETUP)	6500	8319-20	-					
PRIOR YR ADJ TO AB 602 - EXCESS ERAF SWAP WITH EXCESS TAX	6500	8097-30	-					
PRIOR YR ADJ TO AB 602 - EXCESS ERAF SWAP WITH EXCESS ERAF	6500	8097-20	-					
***STATE MENTAL HEALTH APPORT	6546	8590	37,229					
RETURN OF UNUSED PY SCCOE CHARTER REVENUE	6500	8792	-					
RETURN OF UNUSED PY SCCOE CHARTER REVENUE	6546	8590	-					
PROGRAM SPECIALIST/REGIONALIZED SERVICES REVENUE	6500	8311	5,261					
		8311						
****LOW INCIDENCE REVENUES (GOAL 5767)	6500	Goal 5767	2,640					
		8311						
****RETURN OF PY LOW INCIDENCE REVENUES (GOAL 5767)	6500	Goal 5767	-					
OTHER FEDERAL (IDEA PART B GRANTS)								
FEDERAL LOCAL ASSISTANCE, "NET" OF PSPS (3311) & CEIS (3312)	3310	8181	125,516					
PRIVATE SCHOOL PROPORTIONATE SHARE (SUBGRANT OF RE 3310)	3311	8181	-					
**COORDINATED EARLY INTERVENING SERVICES (SUBGRANT OF RE 3310)	3312	8990	-					
FEDERAL PRESCHOOL	3315	8182	-					
** PRESCHOOL GRANTS EARLY INTERVENING SERVICES (SUBGRANT OF RE 3315)	3318	8990	-					
FED MENTAL HEALTH SERV GRANT	3327	8182	6,153					
PRESCHOOL STAFF DEVELOPMENT	3345	8182	-					
GRAND TOTAL SPECIAL EDUCATION REVENUES			617,795	-	-			-

****SIGDIS:** For districts identified to be Significant Disproportionality (SIGDIS): SELPA has precalculated the 15% set-aside requirement for CEIS (amounts listed in Re 3312 & Re 3318).

Note: The amount shown in Re 3310 is already "net" of PSPS (Re 3311) & CEIS (Re 3312). If you need to calculate 15% set-aside for CEIS, you must add the amounts listed in Re 3310, Re 3311, Re 3312 to get the Total allocation for Fed Local Assistance (Re 3310), and then multiply that by 15%.

Note: The amount shown in Re 3315 is already "net" of Pre-K CEIS (Re 3318). If you need to calculate 15% set-aside for Pre-K CEIS, you must add the amounts listed in Re 3315 & Re 3318, to get the Total allocation for Federal Preschool (Re 3315), and then multiply that by 15%.

*****State Mental Health Resource:** Effective 2020-21, the new State Mental Health Resource is 6546 (previously, the Resource was 6512 (2011-12 through 2019-20)).

Funds are used to provide all mental health-related services for pupils with or without an individualized education program as described in the California Education Code (EC) Section 56836.07.

******Low Incidence Revenues (Goal 5767):** Beginning 2020-21, the State allocated additional funding for Low Incidence. These funds must only be used for special education services for students with low-incidence disabilities.

DESCRIPTION	RESOURCE	OBJECT	FIRST EST 4/5/2022	MAY REVISED	1ST INTERIM	2ND INTERIM	P-1 CERT	P-2 CERT
	6500	8311/8319	88,490	-	-			-
	6500	8097-30	23,061					
	6500	8097-20	334,706	-	-			-
	6500	8311						
	(Low Incidence)	Goal 5767	2,640					
	6546	8590	37,229	-	-			-
SUMMARY OF ABOVE REVENUE GROUPED BY RESOURCE/OBJECT	3310 (Net)	8181	125,516	-	-			-
	3311	8181	-					
	3312	8990	-					
	3315 (Net)	8182	-	-	-			-
	3318	8990	-	-	-			-
	3327	8182	6,153	-	-			-
	3345	8182	-	-	-			-
GRAND TOTAL SPECIAL EDUCATION REVENUES			617,795	-	-			-
REVENUE INCREASE (DECREASE) FROM PREVIOUS PROJECTION:								

SELPA IV - SANTA CLARA COE CHARTER: DISCOVERY CHARTER II

2022-23 PROGRESSION OF SPECIAL ED REVENUE ESTIMATES

REVENUE INCREASE (DECREASE) FROM PREVIOUS PROJECTION DUE TO:

DESCRIPTION	OBJECT	FIRST EST 4/5/2022	MAY REVISED	1ST INTERIM	2ND INTERIM	P-1 CERT	P-2 CERT
ADJUST FOR BASE RATE INCREASE (FUNDING AT STR)							
CHANGE IN PROGRAM SPECIALIST/REGIONALIZED SERVICES REVENUE							
DEFICIT ON BASE							
COST OF COE, BY USAGE	AB 602						
COST OF COE, SP ED IN ASD,							
EST. UPDATED INTER-DISTRICT TRANSFERS IN							
EST. UPDATED INTER-DISTRICT TRANSFERS OUT							
MISC PY REVENUE DISTRIBUTION							
CHANGE IN STATE MENTAL HEALTH EST.							
RETURN OF UNUSED PY SCCOE CHARTER REVENUE	Other State Revenues						
CHANGE IN LOW INCIDENCE REVENUES							
CHANGE IN DISPUTE PREVENTION AND DISPUTE RESOLUTION							
CHANGE IN LEARNING RECOVERY SUPPORT							
PRIOR YR ADJ TO AB 602 (OTHER THAN AP SETUP)							
CHANGE IN LOCAL ASSISTANCE GRANT DISTRIBUTION							
CHANGE IN FED IDEA MENTAL HEALTH SERV							
CHANGE IN FEDERAL PRESCHOOL	Other Federal (IDEA Part B Grants)						
CHANGE IN ARP LOCAL ASSISTANCE GRANT DISTRIBUTION							
CHANGE IN ARP FEDERAL PRESCHOOL							
CHANGE IN FED PRESCHOOL STAFF DEV							
DETAILED SUMMARY OF AB 602 CALCULATION		FIRST EST	MAY REVISED	1ST INTERIM	2ND INTERIM	P-1 CERT	P-2 CERT
		4/5/2022					
AB 602 BASE ENTITLEMENT		440,996					
COLA		-					
ESTIMATE OF GROWTH/ (DECLINE IN ADA)		-					
EQUALIZING		-					
BASE RATE INCREASE AMOUNT (FUNDING AT STR)		-					
DEFICIT ON BASE		-					
ENDING ENTITLEMENT AB 602		440,996					
ADJUSTMENTS TO ENTITLEMENT							
1) COST OF COE PROGRAMS (TAKEN FROM AB 602 - 2 SOURCES OF REVENUE) **		-					
COST OF COE SP ED IN ALTERNATIVE SCHOOLS		-					
OUT-OF-HOME-CARE DEF. COST SHARE		-					
INTER-DISTRICT TRANSFERS IN		-					
INTER-DISTRICT TRANSFERS OUT		-					
ENDING AB 602 (TOTAL OF 3 SOURCES OF REVENUE)		440,996					
		-					
MISCELLANEOUS INFO.							
2) COST OF COE PROGRAMS TAKEN FROM LOCAL ASSISTANCE- OUTSIDE OF AB 602	**	-					
TOTAL COST OF COE SPED PROGRAMS (1 and 2 above)	**	-					
K-12 ADA (NO ADULT OR ROP); INCL COE ADA (FUNDED ADA: HIGHER OF CY, PY, PPY)		537.80					
ALLOCATED COE ASD ADA		-					
PUPILS IN COE PROGRAMS		-					
1:1 REG. AIDE HOURS/PER DAY IN COE PROGRAMS		-					
1:1 SPHC (HEALTH) AIDE HOURS/PER DAY IN COE PROGRAMS		-					

APPENDIX C
FEDERAL MAINTENANCE OF EFFORT

Federal funds for special education should be used to supplement and not supplant state and local funds (E.C. 56841). The specifics of the federal regulations translate this into an MOE calculation, based on expenditures for special education (Sections 300.203-300.205 of Title 34 of the Code of Federal Regulations [CFR]).

The general rule under the MOE requirement is that LEAs must spend at least the same level of state and local funds (or local funds only) on special education as in the prior year, either in terms of total or per-capita expenditures. If an LEA fails this initial test, the federal regulations allow an exempt reduction Under 34 CFR Section 300.204:

- a. Voluntary departure, by retirement or otherwise, or departure for just cause, of special education or related services personnel.
- b. A decrease in the enrollment of children with disabilities.
- c. The termination of the obligation of the agency to provide a program of special education to a particular child with a disability that is an exceptionally costly program, as determined by the SEA, because the child:
 - i. Has left the jurisdiction of the agency;
 - ii. Has reached the age at which the obligation of the agency to provide free appropriate public education (FAPE) to the child has terminated;
 - iii. No longer needs the program of special education.
- d. The termination of costly expenditures for long-term purchases, such as the acquisition of equipment or the construction of school facilities.
- e. The assumption of cost by the high cost fund operated by the SEA under 34 CFR Sec. 300.704(c).

The eligibility standard in Section 300.203(a) requires that, in order to find an LEA eligible for an IDEA Part B subgrant for the upcoming fiscal year, the CDE must determine that the LEA has budgeted for the education of children with disabilities at least the same amount of local, or state and local funds, as it actually spent for the education of children with disabilities during the most recent fiscal year for which information is available.

The compliance standard in Section 300.203(b) prohibits LEA from reducing the level of expenditures for education of children with disabilities made by the LEA from local, or state and local, funds below the level of those expenditures from the same source for the preceding fiscal year.

Beginning 2016, MOE for LEAs must meet the “subsequent-year rule” where if an LEA fails to meet the MOE test in one year, the LEA is required in subsequent fiscal years to maintain effort at the level prior to the failure. Thus, the LEA must calculate its level of effort on the most recent fiscal year in which the MOE test was met.

In order to receive and keep Federal IDEA Funding:

- If the SELPA fails to pass the SEMB (Budget) software test, no Federal IDEA funds will flow to the SELPA in the current year.
- If the SELPA fails to pass the SEMA (Actuals) software test, the amount that the SELPA is short of meeting the requirement, will be returned to the CDE. Those LEAs which failed to meet the MOE requirements in the Actuals to Actuals test will be responsible for the loss. The amount recovered by the CDE will be deducted from the revenue received by those districts.
- If the SELPA passes, but a district fails to meet MOE, federal IDEA funds will be redistributed within the SELPA pursuant to SELPA policy.

Subsequent Year Tracking Worksheet

LOCAL EDUCATIONAL AGENCY (LEA):

SELPA Code and SELPA Name:

Fiscal Year

School Year	A		B		C		D		E		F		G		H		I		J	
	State and Local Total Amount	State and Local Total MOE Result	State and Local Per Capita Amount	State and Local Per Capita MOE Result	Local Only Total Amount	Local Only Total MOE Result	Local Only Per Capita Amount	Local Only Per Capita MOE Result	Enrollment	Result for Fiscal Year										
2011-2012 Expenditures (Compliance) SEMA - SACS2012ALL		\$ -		\$ -		\$ -		\$ -												
2012-2013 Expenditures (Compliance) SEMA - SACS2013ALL		\$ -		\$ -		\$ -		\$ -												
2013-2014 Expenditures (Compliance) SEMA - SACS2013ALL		\$ -		\$ -		\$ -		\$ -												
2014-2015 Expenditures (Compliance) SEMA - SACS2014ALL		\$ -		\$ -		\$ -		\$ -												
2015-2016 Expenditures (Compliance) SEMA - SACS2015ALL		\$ -		\$ -		\$ -		\$ -												
2016-2017 Expenditures (Compliance) SEMA - SACS2016ALL		\$ -		\$ -		\$ -		\$ -												
2017-2018 Expenditures (Compliance) SEMA - SACS2018ALL		\$ -		\$ -		\$ -		\$ -												
2018-2019 Expenditures (Compliance) SEMA - SACS2019ALL		\$ -		\$ -		\$ -		\$ -												
Expenditures (Eligibility No PCRA) SEMB - SACS2019ALL (Expenditures less PCRA for Comparison Year)		Comparison Year		Comparison Year		Comparison Year		Comparison Year												
Budget (Eligibility) SEMB - SACS2019ALL		\$ -		\$ -		\$ -		\$ -												

The signature of authorized agent conveys agreement with and accuracy of the information provided.

Signature of Authorized Agent	Date Signed
Printed Name and Title of Authorized Agent	Contact Person's Name, E-Mail, and Telephone Number

Instructions:

For Compliance - Report SEMA

Column A (State and Local Amount) - For fiscal years (FYs) 2011-12 through FY 2014-15, refers to the amount of expenditures reported for Section 3(A3.). Column A on the LMC-A worksheet (Report SEMA). For FY 2015-16 and future years, enter the amount of expenditures reported for Section 3(A1c.), Column A on the LMC-A worksheet (Report SEMA).

Column C (State and Local Per Capita Amount) - For FYs 2011-12 through FY 2014-15, enter the amount of expenditures reported for Section 3(A5.). Column A on the LMC-A worksheet (Report SEMA). For FY 2016-17 and future years, enter the amount of expenditures reported for Section 3(A2e.) Column A on the LMC-A worksheet (Report SEMA).

Column E (Local Only Amount) - Enter the amount of expenditures reported for Section 3(B1a.). Column A on the LMC-A worksheet (Report SEMA).

Column G (Local Only Per Capita Amount) - For FY 2016-17 and future years, enter the amount of expenditures reported for Section 3(B2c.). Column A on the LMC-A worksheet (Report SEMA).

Column I - (Enrollment) - For FYs 2011-12 through 2014-15, enter the number of students reported for Section 3(A4.). Column A on the LMC-A worksheet (Report SEMA). For FY 2016-17 and future years, enter the number of students reported for Section 3(A2d.) Column A on the LMC-A worksheet (Report SEMA).

Columns B, D, F, and H - (MOE Result) - For each method and year, use the drop down box and select an MOE compliance result: "Met," "Met with Exceptions or Adjustments," or "Did Not Meet." If you select "Met with Exceptions or Adjustments," enter the amount of the exceptions or adjustments. If you select "Met," or "Did Not Meet," then do not enter an amount.

For Eligibility - Report SEMB

Column A (State and Local Amount) - For FY 2016-17 and future years, enter the amount of expenditures reported for Section 3(A1c.). Column A on the LMC-B worksheet (Report SEMB).

Column B (State and Local Total MOE Result) - As the LMC-B report does not include the Program Cost Report Allocations (PCRA) amount that was included in the comparison year LMC-A reports, the PCRA comparison year line item has been added to the worksheet. Enter the PCRA amount that the LEA used the last time it met state and local total, and this PCRA amount is considered a deduction for the budget state and local total amount.

Column C (State and Local Per Capita Amount) - For FY 2016-17 and future years, enter the amount of expenditures for Section 3(A2e.) Column A on the LMC-B worksheet (Report SEMB).

Column D (State and Local Per Capita MOE Result) - As the LMC-B report does not include the PCRA amount that was included in the comparison year LMC-A reports, the PCRA comparison year line item has been added to the worksheet. Enter the PCRA amount divided by the comparison year's Enrollment that the LEA used the last time it met state and local total per capita, and this PCRA amount per capita is considered a deduction for the budget state and local total amount per capita.

Column E (Local Only Amount) - Enter the amount of expenditures reported for Section 3(B1a.). Column A on the LMC-B worksheet (Report SEMB).

Column G (Local Only Per Capita Amount) - For FY 2016-17 and future years, enter the amount of expenditures reported for Section 3(B2c.). Column A on the LMC-B worksheet (Report SEMB).

Column I - (Enrollment) - For FY 2016-17 and future years, enter the number of students reported for Section 3(A2d.) Column A on the LMC-B worksheet (Report SEMB).

Columns B, D, F, and H - (MOE Result) - For each method and year, use the drop down box and select an MOE compliance result: "Met," "Met with Exceptions or Adjustments," or "Did Not Meet." If you select "Met with Exceptions or Adjustments," enter the amount of the exceptions or adjustments. If you select "Met," or "Did Not Meet," then do not enter an amount.

EXEMPT REDUCTIONS TO MAINTENANCE OF EFFORT

IDEA Regulations 34 Code of Federal Regulations § 300.204

Local Education Agency (LEA) Name		Special Education Local Plan Area (SELPA)
Name of Person Completing Report		Telephone & Fax Numbers
Maintenance of Effort (MOE) Shortfall from LEA MOE Calculation (LMC-A or LMC-B) Worksheet	\$0.00	FY xxxx/xxxx
<p><i>The LEA may reduce the level of expenditures below the level of the preceding fiscal year if the reduction is attributable to any of the following reasons. Provide specific details and dollar amounts. If the total justifications equal/exceed the MOE shortfall, fiscal effort has been maintained for the reporting year.</i></p>		
<p>1. The voluntary departure, by retirement or otherwise, or departure for just cause, of certificated and/or classified special education or related services personnel (does not include contract non-renewal or staff lay-off due to budget shortfall).</p> <p>ENTER INFORMATION on the <i>detail reduction 1</i> tab; totals will carry forward to this section</p>		\$0.00
<p>2. A decrease in enrollment of children with disabilities.</p> <p>ENTER INFORMATION on the <i>detail reduction 2</i> tab; totals will carry forward to this section</p>		\$0.00
<p>3. The termination of the obligation to provide a program of special education to a particular child with a disability that is an exceptionally costly program because:</p> <p>A. Child has left the jurisdiction of the agency; OR B. Child has reached the age at which the obligation of the agency to provide free appropriate public education (FAPE) to the child has C. No longer needs the program of special education</p> <p>ENTER INFORMATION on the <i>detail reduction 3</i> tab; totals will carry forward to this section</p>		\$0.00
<p>4. The termination of costly expenditures for long-term purchases, such as the acquisition of equipment or the construction of school facilities (must have per unit cost of \$5,000 or more).</p> <p>ENTER INFORMATION on the <i>detail reduction 4</i> tab; totals will carry forward to this section</p>		\$0.00
TOTAL ALLOWABLE EXEMPTIONS TO MOE		\$0.00
(must equal amount of total exemption reductions entered in Section 1 of the LMC-A or LMC-B)		
<i>CDE Use Only</i>		
California Department of Education, Special Education Division, April 23, 2015		

EXEMPT REDUCTIONS TO MAINTENANCE OF EFFORT

1. The voluntary departure, by retirement or otherwise, or departure for just cause, of certificated and/or classified special education or related services personnel (does not include contract non-renewal or staff lay-off due to budget shortfall).

DEPARTING

No.	Position Title	Employee Name	Reason for Leaving	Salary	Benefits	Total
1.						\$0.00
2.						\$0.00
3.						\$0.00
4.						\$0.00
5.						\$0.00
6.						\$0.00
7.						\$0.00
8.						\$0.00
9.						\$0.00
10.						\$0.00
11.						\$0.00
12.						\$0.00
13.						\$0.00
14.						\$0.00
15.						\$0.00
16.						\$0.00
17.						\$0.00
18.						\$0.00
19.						\$0.00
20.						\$0.00
21.						\$0.00
22.						\$0.00
23.						\$0.00
24.						\$0.00
25.						\$0.00
26.						\$0.00
27.						\$0.00
28.						\$0.00
29.						\$0.00
30.						\$0.00
Departing Total				\$0.00	\$0.00	\$0.00

REPLACED BY

No.	Position Title	Employee Name	Reason for Leaving	Salary	Benefits	Total
1.						\$0.00
2.						\$0.00
3.						\$0.00
4.						\$0.00
5.						\$0.00
6.						\$0.00
7.						\$0.00
8.						\$0.00
9.						\$0.00
10.						\$0.00
11.						\$0.00
12.						\$0.00
13.						\$0.00
14.						\$0.00
15.						\$0.00
16.						\$0.00
17.						\$0.00
18.						\$0.00
19.						\$0.00
20.						\$0.00
21.						\$0.00
22.						\$0.00
23.						\$0.00
24.						\$0.00
25.						\$0.00
26.						\$0.00
27.						\$0.00
28.						\$0.00
29.						\$0.00
30.						\$0.00
Replacement Total				\$0.00	\$0.00	\$0.00
1. Departure Net Difference				\$0.00	\$0.00	\$0.00

Local Education Agency (LEA) Name 0	Special Education Local Plan Area (SELPA) 0
EXEMPT REDUCTIONS TO MAINTENANCE OF EFFORT	
2. A decrease in enrollment of children with disabilities.	
A. Current Year Special Ed. Unduplicated Pupil Count (SEMA or SEMB, Section 3, Line A4, Column A)	
B. Prior Year Special Ed. Unduplicated Pupil Count (SEMA or SEMB, Section 3, Line A4, Column B)	
C. Difference (only applicable if negative)	not applicable
D. Fractional decline (Line 2C (expressed as positive) divided by Line 2B)	0.00000%
E. Prior Year Expenditures from State and Local Sources (SEMA or SEMB, Section 3, Line A3, Column B)	
F. Allowable decline in expenditures related to decline in pupil count (Line D x Line E)	\$0.00
2. Decrease in Enrollment	\$0.00
California Department of Education, Special Education Division, April 23, 2015	

Local Education Agency (LEA) Name

0

Special Education Local Plan Area (SELPA)

0

EXEMPT REDUCTIONS TO MAINTENANCE OF EFFORT

3. The termination of the obligation to provide a program of special education to a particular child with a disability that is an exceptionally costly program because:

- A. Child has left the jurisdiction of the agency; OR**
B. Child has reached the age at which the obligation of the agency to provide free appropriate public education (FAPE) to the child has terminated; OR
C. No longer needs the program of special education

Student Name	Reason (indicate A, B, or C)	Total
1.		\$0.00
2.		\$0.00
3.		\$0.00
4.		\$0.00
5.		\$0.00
6.		\$0.00
7.		\$0.00
8.		\$0.00
9.		\$0.00
10.		\$0.00
11.		\$0.00
12.		\$0.00
13.		\$0.00
14.		\$0.00
15.		\$0.00
16.		\$0.00
17.		\$0.00
18.		\$0.00
19.		\$0.00
20.		\$0.00
21.		\$0.00
22.		\$0.00
23.		\$0.00
24.		\$0.00
25.		\$0.00
26.		\$0.00
27.		\$0.00
28.		\$0.00
29.		\$0.00
30.		\$0.00

3. Total of Termination of Obligation**\$0.00**

California Department of Education, Special Education Division, April 23, 2015

Local Education Agency (LEA) Name

0

Special Education Local Plan Area (SELPA)

0

EXEMPT REDUCTIONS TO MAINTENANCE OF EFFORT

4. The termination of costly expenditures for long-term purchases, such as the acquisition of equipment or the construction of school facilities (must have per unit cost of \$5,000 or more).

	Description of Expenditure	Total
1.		\$0.00
2.		\$0.00
3.		\$0.00
4.		\$0.00
5.		\$0.00
6.		\$0.00
7.		\$0.00
8.		\$0.00
9.		\$0.00
10.		\$0.00
11.		\$0.00
12.		\$0.00
13.		\$0.00
14.		\$0.00
15.		\$0.00
16.		\$0.00
17.		\$0.00
18.		\$0.00
19.		\$0.00
20.		\$0.00
21.		\$0.00
22.		\$0.00
23.		\$0.00
24.		\$0.00
25.		\$0.00
26.		\$0.00
27.		\$0.00
28.		\$0.00
29.		\$0.00
30.		\$0.00

4. Total Termination of Costly Expenditures**\$0.00**

California Department of Education, Special Education Division, April 23, 2015

APPENDIX D STATE REQUIRED REPORTING

Annual Budget Plans (E.C. Section 56205)

Each local plan submitted to the superintendent under this part shall also contain all the following:

An annual budget plan that shall be adopted at a public hearing held by the special education local plan area. Notice of this hearing shall be posted in each school in the local plan area at least 15 days prior to the hearing. The annual budget plan may be revised during any fiscal year according to the policymaking process established pursuant to subparagraph (D) and (E) of paragraph (12) of subdivision (a) and consistent with subdivision (f) of Section 56001 and Section 56195.9. The annual budget plan shall identify expected expenditures for all items required by this part which shall include, but not be limited to, the following:

- a) Funds received in accordance with Chapter 7.2 (commencing with Section 56836).
- b) Administrative costs of the plan.
- c) Special education services to pupils with severe disabilities and low incidence disabilities.
- d) Special education services to pupils with non-severe disabilities.
- e) Supplemental aids and services to meet the individual needs of pupils placed in regular education classrooms and environments.
- f) Regionalized operations and services, and direct instructional support by program specialists in accordance with Article 6 (commencing with Section 56836.23) of Chapter 7.2.
- g) The use of property taxes allocated to the special education local plan area pursuant to Section 2572.

LOCAL PLAN

Section D: Annual Budget Plan

SPECIAL EDUCATION LOCAL PLAN AREA

California Department of Education

Special Education Division

2022–23 Local Plan Submission

Section D: Annual Budget Plan

SELPA 4304 - Santa Clara Area 4 SELPA

Fiscal Year 2022–23

Local Plan Section D: Annual Budget Plan

Projected special education budget funding, revenues, and expenditures by LEAs are specified in **Attachments II–V**. This includes supplemental aids and services provided to meet the needs of students with disabilities as defined by the Individuals with Disabilities Education Act (IDEA) who are placed in regular education classrooms and environments, and those who have been identified with low incidence disabilities who also receive special education services.

IMPORTANT: Adjustments to any year’s apportionment must be received by the California Department of Education (CDE) from the SELPA prior to the end of the first fiscal year (FY) following the FY to be adjusted. The CDE will consider and adjust only the information and computational factors originally established during an eligible FY, if the CDE’s review determines that they are correct. *California Education Code (EC) Section 56048*

Pursuant to *EC Section 56195.1(2)(b)(3)*, each Local Plan must include the designation of an administrative entity to perform functions such as the receipt and distribution of funds. Any participating local educational agency (LEA) may perform these services. The administrative entity for a multiple LEA SELPA or an LEA that joined with a county office of education (COE) to form a SELPA, is typically identified as a responsible local agency or administrative unit. Whereas, the administrative entity for single LEA SELPA is identified as a responsible individual. Information related to the administrative entity must be included in Local Plan Section A: Contacts and Certifications.

Section D: Annual Budget Plan

SELPA 4304 - Santa Clara Area 4 SELPA

Fiscal Year 2022–23

TABLE 1

Special Education Projected Revenue Reporting (Items D-1 to D-3)

D-1. Special Education Revenue by Source

Using the fields below, identify the special education projected revenue by funding source. The total projected revenue and the percent of total funding by source is automatically calculated.

Funding Revenue Source	Amount	Percentage of Total Funding
Assembly Bill (AB) 602 State Aid	3,419,295	9.86%
AB 602 Property Taxes	22,145,994	63.85%
Federal IDEA Part B	6,407,251	18.47%
Federal IDEA Part C	101,116	0.29%
State Infant/Toddler	455,533	1.31%
State Mental Health	1,768,370	5.10%
Federal Mental Health	292,286	0.84%
Other Projected Revenue	96,877	0.28%
Total Projected Revenue:	34,686,722	100.00%

D-2. "Other Revenue" Source Identification

Identify all revenue identified in the "Other Revenue" category above, by revenue source, that is received by the SELPA specifically for the purpose of special education, including any property taxes allocated to the SELPA pursuant to *EC* Section 2572. *EC* Section 56205(b)(1)(B)

Workability/Transition Partnership Program (Resource Code 6520)

D-3. Attachment II: Distribution of Projected Special Education Revenue

Using the form template provided in **Attachment II**, complete a distribution of revenue to all LEAs participating in the SELPA by funding source.

Section D: Annual Budget Plan

SELPA

Fiscal Year

TABLE 2

Total Projected Budget Expenditures by Object Code (Items D-4 to D-6)

D-4. Total Projected Budget by Object Code

Using the fields below, identify the special education expenditures by object code. The total expenditures and the percent of total expenditures by object code is automatically calculated.

Object Code	Amount	Percentage of Total Expenditures
Object Code 1000—Certificated Salaries	<input type="text" value="26,454,328"/>	25.63%
Object Code 2000—Classified Salaries	<input type="text" value="14,593,608"/>	14.14%
Object Code 3000—Employee Benefits	<input type="text" value="26,629,646"/>	25.80%
Object Code 4000—Supplies	<input type="text" value="366,991"/>	0.36%
Object Code 5000—Services and Operations	<input type="text" value="30,033,604"/>	29.10%
Object Code 6000—Capital Outlay	<input type="text" value="2,475,908"/>	2.40%
Object Code 7000—Other Outgo and Financing	<input type="text" value="2,663,098"/>	2.58%
Total Projected Expenditures:	103,217,183	100.00%

D-5. Attachment III: Projected Local Educational Agency Expenditures by Object Code

Using the templates provided in **Attachment III**, complete a distribution of projected expenditures by LEAs participating in the SELPA by object code.

D-6. Code 7000—Other Outgo and Financing

Include a description for the expenditures identified under object code 7000:

Section D: Annual Budget Plan

SELPA 4304 - Santa Clara Area 4 SELPA

Fiscal Year 2022-23

TABLE 3

Federal, State, and Local Revenue Summary (Items D-7 to D-8)

D-7. Federal Categorical, State Categorical, and Local Unrestricted Funding

Using the fields below, enter the projected funding by revenue jurisdiction. The "Total Revenue From All Sources" and the "Percentage of Total Funding" fields are automatically calculated.

Revenue Source	Amount	Percentage of Total Funding
Projected State Special Education Revenue	27,886,069	27.02%
Projected Federal Revenue	6,800,653	6.59%
Local Contribution	68,530,461	66.39%
Total Revenue from all Sources:	103,217,183	100.00%

D-8. Attachment IV: Projected Revenue by Federal, State, and Local Funding Source by Local Educational Agency

Using the CDE-approved template provided in **Attachment IV**, provide a complete distribution of revenues to all LEAs participating in the SELPA by federal and state funding source.

D-9. Special Education Local Plan Area Allocation Plan

- a. Describe the SELPA's allocation plan, including the process or procedure for allocating special education apportionments, including funds allocated to the RLA/AU/responsible person pursuant to *EC* Section 56205(b)(1)(A).

The Special Education Apportionments flow from the California Department of Education (CDE) to the Administrative Unit (AU) which is the Special Education Local Plan Area (SELPA) Office at the Santa Clara County Office of Education (SCCOE).

The distribution of revenue to San Jose Unified School District and the SCCOE Special Education department is managed by the SELPA Office and allocated according to the formulas agreed upon by SELPA IV member LEAs as specified in the budget allocation plan.

The SELPA Budget Allocation Plan specifies how special education revenues are allocated to member LEAs. Annually, SELPA member LEAs meet to review and update the SELPA Budget Allocation Plan to make the necessary allocation adjustments, when needed. Changes to funding allocation is approved annually by SELPA IV Executive Council of Superintendents.

Section D: Annual Budget Plan

SELPA 4304 - Santa Clara Area 4 SELPA

Fiscal Year 2022–23

As specified in the SELPA Budget Allocation Plan, the regionalized operations budget of the SELPA office is shared by Santa Clara SELPAs I, II, III, IV and VII. The Regionalized Services/Program Specialist (RS/PS) revenues are used to cover the costs of SELPA operations. Any Regionalized Services/Program Specialist (RS/PS) revenue balance is then transferred to member districts. Any applicable salaries of program specialist(s) are recorded and tracked by the member LEAs.

Santa Clara County Office of Education (SCCOE) serves as the Responsible Local Education Agency/Administrative Unit (RLA/AU) for the SELPA. As the RLA/AU, SCCOE has administrative involvement in the pass-through of special education revenues and uses Fund 10 to account for such revenues. The RLA/AU receives funding for general management costs (indirect costs).

After deduction of SELPA operating expenditures, including RLA/AU general management costs, all remaining special education funds are allocated to SELPA member LEAs as outlined in the SELPA Budget Allocation Plan.

b. YES NO

If the allocation plan specifies that funds will be apportioned to the RLA/AU/AE, or to the SELPA administrator (for single LEA SELPAs), the administrator of the SELPA, upon receipt, distributes the funds in accordance with the method adopted pursuant to *EC* Section 56195.7(i). This allocation plan was approved according to the SELPA's local policymaking process and is consistent with SELPA's summarized policy statement identified in Local Plan Section B: Governance and Administration item B-4. If the response is "NO," then either Section D should be edited, or Section B must be amended according to the SELPA's adopted policy making process, and resubmitted to the COE and CDE for approval.

Section D: Annual Budget Plan

SELPA 4304 - Santa Clara Area 4 SELPA

Fiscal Year 2022-23

TABLE 4

Special Education Local Plan Area Expenditures (Items D-10 to D-11)

D-10. Regionalized Operations Budget

Using the fields below, identify the total operating expenditures projected for the SELPA, exclusively. Expenditure line items are according SACS object codes. Include the projected amount budgeted for the SELPA's exclusive use. The "Percent of Total" expenses is automatically calculated. NOTE: Table 4 does not include district LEA, charter LEA, or COE LEA expenditures, there is no Attachment to be completed for Table 4.

Accounting Categories and Codes	Amount	Percentage of Total
Object Code 1000—Certificated Salaries	55,228	18.96%
Object Code 2000—Classified Salaries	89,048	30.57%
Object Code 3000—Employee Benefits	61,688	21.18%
Object Code 4000—Supplies	1,224	0.42%
Object Code 5000—Services and Operations	60,029	20.61%
Object Code 6000—Capital Outlay	0	0.00%
Object Code 7000—Other Outgo and Financing	24,050	8.26%
Total Projected Operating Expenditures:	291,267	100.00%

D-11. Object Code 7000 --Other Outgo and Financing Description

Include a description of the expenditures identified under "Object Code 7000—Other Outgo and Financing" by SACS codes. See Local Plan Guidelines for examples of possible entries.

Indirect Costs Transfers (Object code 7310)

Section D: Annual Budget Plan

SELPA 4304 - Santa Clara Area 4 SELPA

Fiscal Year 2022–23

TABLE 5

Supplemental Aids and Services and Students with Low Incidence Disabilities (D-12 to D-15)

The standardized account code structure (SACS), goal 5760 is defined as "Special Education, Ages 5–22." Students with a low incidence (LI) disability are classified severely disabled. The LEA may elect to have locally defined goals to separate low-incidence disabilities from other severe disabilities to identify these costs locally.

D-12. Defined Goals for Students with LI Disabilities

Does the SELPA, including all LEAs participating in the SELPA, use locally defined goals to separate low-incidence disabilities from other severe disabilities?

YES NO

D-13. Total Projected Expenditures for Supplemental Aids and Services in the Regular Classroom and for Students with LI Disabilities

Enter the projected expenditures budgeted for Supplemental Aids and Services (SAS) disabilities in the regular education classroom.

64,628

D-14. Total Projected Expenditures for Students with LI Disabilities

Enter the total projected expenditures budgeted for students with LI disabilities.

581,460

D-15. Attachment V: Projected Expenditures by LEA for SAS Provided to Students with Exceptional Needs in the Regular Classroom and Students with LI Disabilities

Using the current CDE-approved template provided for Attachment V, enter the SELPA's projected funding allocations to each LEA for the provision of SAS to students with exceptional needs placed in the regular classroom setting and for those who are identified with LI disabilities. Information included in this table must be consistent with revenues identified in Section D, Table 5.

APPENDIX E
SPECIAL EDUCATION INTER-DISTRICT TRANSFERS

1. Inter-district Transfers Instructions
2. Inter-district Transfers Forms
3. List of NW SELPA Districts
4. List of Regional and Actual Cost Programs
5. District Direct and Indirect Cost Rates (for calculating charges)
6. District Base LCFF funding (for calculating Inter-districts)
7. Special Education Inter-District Transfer Procedure (lifted from SELPA Procedural Handbook)

CALCULATION FOR 2022-23 SPECIAL EDUCATION INTER-DISTRICT TRANSFERS (INTER-SELPA FISCAL TRANSFERS)

IMPORTANT NOTES:

- REFER TO THE INSTRUCTIONS PAGE FOR ASSISTANCE IN COMPLETING THIS FORM.
- THE FORMS MUST BE COMPLETED BY THE DISTRICT OF SERVICE (DOS) FOR EACH INTER-DISTRICT TRANSFER STUDENT IN ORDER TO GENERATE SPECIAL ED REVENUE FUND TRANSFER FOR THAT STUDENT.
- FOR EACH STUDENT, CALCULATE COST FOR EITHER AVERAGE COST PROGRAM OR REGIONAL/ACTUAL COST PROGRAM (NOT BOTH).
- A COPY OF THIS FORM MUST ACCOMPANY THE INTER-DISTRICT TRANSFER REPORTING FORM SENT TO THE DISTRICT OF RESIDENCE.

PROGRAM TYPE
EITHER

AVERAGE COST PROGRAM			
AVERAGE COST PER CLASSROOM PER YEAR:			
A) TEACHER - FTE	1	x	\$ 144,443
B) AIDE - HRS/DAY	6	x	\$ 12,001
AVERAGE SUPPLIES x CPI	5.75%	x	\$ 938
SUBTOTAL			\$ 217,438
AVERAGE DIRECT SUPPORT FROM PCR			\$ 47,857
SUBTOTAL			\$ 265,295
AVERAGE INDIRECT SUPPORT FROM PCR			\$ 18,354
C) FACILITIES x CPI	5.75%	x	\$ 14,421
AVERAGE COST PER CLASSROOM			\$ 296,070

AVERAGE COST PER STUDENT PER YEAR:			
# STUDENTS PER CLASSROOM (STANDARD)	PER STUDENT RATE	E) MINUS AVE BASE LCFF PLUS AB602 PER ADA ¹	AVERAGE COST PER STUDENT PER YEAR
SDC 8	\$ 37,259	\$ 8,237	\$ 29,022
SDC 10	\$ 29,807	\$ 8,237	\$ 21,570
SDC 12	\$ 24,839	\$ 8,237	\$ 16,602
RSP/SAI	\$ 10,645	\$ -	\$ 10,645

¹ IMPORTANT NOTE: IF DISTRICT OF SERVICE IS BASIC AID, CHANGE AMOUNT FROM \$8,237 TO \$601;
IF STUDENT IS IN PRESCHOOL, CHANGE THIS AMOUNT TO ZERO (\$0)

ADDITIONAL COSTS PER STUDENT PER YEAR			
ADDITIONAL CLASSROOM AIDE	\$ 72,003	\$ 10	7,200
F) SPEECH/LANGUAGE PRESCHOOL/UL	\$ 145,414	\$ 40	3,635
F) SPEECH/LANGUAGE ELEM/SEC	\$ 145,414	\$ 55	2,644
F) ADAPTIVE PHYSICAL ED TEACHER (APE)	\$ 128,809	\$ 40	3,220
F) OCCUPATIONAL THERAPIST (OT)	\$ 150,707	\$ 40	3,768
F) NURSE	\$ 139,635	\$ 35	3,990
F) COUNSELOR	\$ 176,872	\$ 20	8,844
F) VISION TEACHER (VI)	\$ 156,179	\$ 20	7,809
F) ORIENTATION & MOBILITY SPECIALIST (O&M)	\$ 130,205	\$ 20	6,510
F) OTHER SERVICES PER DISTRICT AGREEMENT (PLEASE SPECIFY):			
F) OTHER SERVICES PER DISTRICT AGREEMENT (PLEASE SPECIFY):			
F) OTHER SERVICES PER DISTRICT AGREEMENT (PLEASE SPECIFY):			
F) OTHER SERVICES PER DISTRICT AGREEMENT (PLEASE SPECIFY):			

REGIONAL/ACTUAL COST PROGRAM			
REGIONAL PROGRAM ACTUAL COST PER CLASSROOM PER YEAR:			
TEACHER SALARIES & BENEFITS			
AIDE SALARIES & BENEFITS			
ESTIMATED SUPPLIES			
SUBTOTAL (A)			
ADJUSTED PCR DIRECT SUPPORT (A1) ¹ see Appendix C			
SUBTOTAL (B)			
PCR INDIRECT COST (B1) ¹ see Appendix C			
C) FACILITIES x CPI			
REGIONAL/ACTUAL PROGRAM COST PER CLASSROOM (C)			\$ 14,421

ACTUAL COST PER STUDENT PER YEAR:			
# STUDENTS PER CLASSROOM			
PER STUDENT RATE (D)			#DIV/0!
E) MINUS AVE BASE LCFF PLUS AB602 PER ADA ¹ (see Appendix C)			
CALCULATED ACTUAL COST PER STUDENT PER YEAR			#DIV/0!

¹ IMPORTANT NOTE: IF DISTRICT OF SERVICE IS BASIC AID, ONLY DEDUCT THE AB602 BASE RATE;
IF STUDENT IS IN PRESCHOOL, CHANGE THIS AMOUNT TO ZERO (\$0)

ADDITIONAL COSTS PER STUDENT PER YEAR			
ADDITIONAL CLASSROOM AIDE			
F) SPEECH/LANGUAGE			
F) SPEECH/LANGUAGE			
F) ADAPTIVE PHYSICAL ED TEACHER (APE)			
F) OCCUPATIONAL THERAPIST (OT)			
F) NURSE			
F) COUNSELOR			
F) VISION TEACHER (VI)			
F) ORIENTATION & MOBILITY SPECIALIST (O&M)			
F) OTHER SERVICES PER DISTRICT AGREEMENT (PLEASE SPECIFY):			
F) OTHER SERVICES PER DISTRICT AGREEMENT (PLEASE SPECIFY):			
F) OTHER SERVICES PER DISTRICT AGREEMENT (PLEASE SPECIFY):			
F) OTHER SERVICES PER DISTRICT AGREEMENT (PLEASE SPECIFY):			

SUMMARY OF CHARGES TO DISTRICT OF RESIDENCE:			
REGIONAL/ACTUAL PROGRAM COST Y/N	DEC 1 ENROLLMENT	APRIL 1 ENROLLMENT	TOTAL AVERAGE COST
COST PER STUDENT PER YEAR			#DIV/0!
ADDITIONAL COSTS, IF ANY			#DIV/0!
TOTAL COST			#DIV/0!

A) Used available 2022-23 Average Salary provided by NW SELPA Districts
 B) Used 2022-23 Average Salary provided by NW SELPA Districts
 C) Average Teacher Salary & Benefits + District Support + Facilities
 D) Countywide Average Base LCFF plus AB 602 per STUDENT times % of ADA to Enrollmt.
 E) Average Teacher Salary & Benefits + District Support + Facilities
 F) Other Services Per District Agreement (Please Specify)
 G) Other Services Per District Agreement (Please Specify)
 H) Other Services Per District Agreement (Please Specify)
 I) Other Services Per District Agreement (Please Specify)

DISTRICT OF RESIDENCE

STUDENT (ID#)

BIRTHDATE

DISTRICT OF SERVICE

EXTENDED YEAR CALCULATION FOR SPECIAL EDUCATION INTER-DISTRICT TRANSFERS 2022-23 (SUMMER OF 2022)

TEACHER - SALARY & BENEFITS	TIMES	1 DAY	TIMES	1.12 (SALARY PLUS BENEFIT RATE)	=	(B) SALARY PLUS BENEFITS PER DAY
(A) DAILY SALARY						
INSTRUCTIONAL AIDE - SALARY & BENEFITS						
	TIMES				=	
(C) (HOURLY RATE)		(D) (HRS/DAY)		(E) SALARY PLUS APPROX BENEFIT RATE		(F) SALARY PLUS BENEFITS PER DAY
TOTAL SALARY & BENEFITS						
	TIMES				=	
		(G) = (B) + (F)		(H) NUMBER OF DAYS		(I) TOTAL SALARY & BENEFITS
TOTAL COST FOR EXTENDED YEAR PER CLASS						
			AVERAGE DIRECT SUPPORT FROM PCR		1.2201	
			SUBTOTAL (A)		=	
			AVERAGE INDIRECT SUPPORT FROM PCR		1.0692	
			SUBTOTAL (B)		=	
CALCULATION OF TOTAL COST FOR EXTENDED YEAR PROGRAM PER STUDENT						
			INDICATE WITH "X" IN THIS COLUMN			
		CHOOSE NUMBER OF STUDENTS PER CLASS, BY TYPING X		SDC 8/CLASS	8	
				SDC 10/CLASS	10	
				SDC 12/CLASS	12	
				RSP 28/PER TEACHER	28	
				OTHER COSTS (SPECIFY) PER DISTRICT AGREEMENT		
				COUNSELING, NURSING SERVICES, 1:1 AIDES, TRANSLATOR		
				VISION THERAPIST, O & M, (OTHER)		
TOTAL COST FOR EXTENDED YEAR PROGRAM PER STUDENT						
						\$

DISTRICT OF SERVICE

NAME/SIGNATURE DATE

NAME/SIGNATURE DATE

DISTRICT OF RESIDENCE

NAME/SIGNATURE DATE

NAME/SIGNATURE DATE

2022-23 INTER-DISTRICT TRANSFERS REPORTING FORM

IMPORTANT NOTE: FOR EACH OF THE CENSUS DATES (DEC 1 AND APRIL 1), REPORT ALL DOLLAR AMOUNTS AS "FULL YEAR" COST. COSTS FOR DECEMBER 1 AND APRIL 1 WILL BE AVERAGED FOR FINAL COSTS. SUBMIT A COMPLETED FORM TO SELPA AU.

STUDENT ID#	(a) COST PER STUDENT PER YEAR	(b) ADDITIONAL CLASSROOM/AIDE	(c) SPEECH/LANGUAGE	(d) APE	(e) OT	(f) OTHER SERVICES, PLEASE SPECIFY	(g) OTHER SERVICES, PLEASE SPECIFY	(h) TOTAL	(i) IS THIS A REGIONAL/ACTUAL COST PROGRAM? Y OR N
1	EXTENDED YR DEC 1 APR 1								
2	EXTENDED YR DEC 1 APR 1								
3	EXTENDED YR DEC 1 APR 1								
4	EXTENDED YR DEC 1 APR 1								
5	EXTENDED YR DEC 1 APR 1								
6	EXTENDED YR DEC 1 APR 1								
7	EXTENDED YR DEC 1 APR 1								

District-of-Service : please complete one form for each district sending students. 1) Send to District-of-Residence for review & signature, and 2) Send copy to SELPA AU. District-of-Residence : please confirm charges, sign, and 1) return to District-of-Service, 2) Send to SELPA AU, attention: Karen.Santiago@sccoe.org. District-of-Service's reported charges will be adjusted in the apportionment distribution process, unless clearly contested by the District-of-Residence.

SPECIAL EDUCATION INTER-DISTRICT TRANSFER FORM INSTRUCTIONS

- The procedures described below are only for inter-district transfers in which the District of Service (DOS) and the District of Residence (DOR) are both within the same SELPA AU. (See Appendix A for a list of districts in NW SELPA.)
- If this is not the case, adjustments in apportionments will not be included in the SELPA revenue projection worksheets. DOS will need to invoice the DOR in order to receive payment.
- The forms must be completed by the DOS for each inter-district transfer student in order to generate Special Ed revenue fund transfer for that student.

I. CALCULATION FOR SPECIAL EDUCATION INTER-DISTRICT TRANSFERS

DISTRICT OF RESIDENCE _____ STUDENT (ID#) _____ BIRTHDATE _____ DISTRICT OF SERVICE _____ BASIC AID? (Y/N) _____

2b

1. If a DOS is completing a form for students that are not identified as "Regional/Actual Cost Program (Appendix B)", the data calculated for Average Cost Program should be used.

CALCULATION FOR 2022-23 SPECIAL EDUCATION INTER-DISTRICT TRANSFERS
(INTER-SELPA FISCAL TRANSFERS)

IMPORTANT NOTES:

- REFER TO THE INSTRUCTIONS PAGE FOR ASSISTANCE IN COMPLETING THIS FORM.
- THE FORMS MUST BE COMPLETED BY THE DISTRICT OF SERVICE (DOS) FOR EACH INTER-DISTRICT TRANSFER STUDENT IN ORDER TO GENERATE SPECIAL ED REVENUE FUND TRANSFER FOR THAT STUDENT.
- FOR EACH STUDENT, CALCULATE COST FOR EITHER AVERAGE COST PROGRAM OR REGIONAL/ACTUAL COST PROGRAM (NOT BOTH).
- A COPY OF THIS FORM MUST ACCOMPANY THE INTER-DISTRICT TRANSFER REPORTING FORM SENT TO THE DISTRICT OF RESIDENCE.

1 AVERAGE COST PROGRAM		2 REGIONAL/ACTUAL COST PROGRAM	
AVERAGE COST PER CLASSROOM PER YEAR:		REGIONAL PROGRAM ACTUAL COST PER CLASSROOM PER YEAR:	
A1 TEACHER - FTE	1 x \$ 144,443 \$ 144,443	TEACHER SALARIES & BENEFITS	20
B1 AIDE - HRS/DAY	6 x \$ 12,001 \$ 72,006	AIDE SALARIES & BENEFITS	
AVERAGE SUPPLIES x CPI	5.75% x \$ 938 \$ 5,372	ESTIMATED SUPPLIES	
SUBTOTAL	207,821	SUBTOTAL (N)	
AVERAGE DIRECT SUPPORT FROM PCA	22.01% \$ 45,737	ADJUSTED PCA DIRECT SUPPORT (A1) (see Appendix C)	20.0%
AVERAGE INDIRECT SUPPORT FROM PCA	6.92% \$ 14,522	PCA INDIRECT COST (B1) (see Appendix C)	
C1 FACILITIES x CPI	13.037 \$ 14,421	C1 FACILITIES x CPI	14,421
AVERAGE COST PER CLASSROOM	298,070	REGIONAL/ACTUAL PROGRAM COST PER CLASSROOM (C)	14,421
AVERAGE COST PER STUDENT PER YEAR:		ACTUAL COST PER STUDENT PER YEAR:	
# STUDENTS PER CLASSROOM (STANDARD)	18	E1 MINUS AVE BASE (LFF PLUS AB002 PER ADA)	21
SOC 8	\$ 3,259	F1 SPEECH/LANGUAGE	
SOC 10	\$ 29,807	F1 ADAPTIVE PHYSICAL ED TEACHER (APE)	
SOC 12	\$ 24,839	F1 OCCUPATIONAL THERAPIST (OT)	
RSP/AA	\$ 10,645	F1 NURSE	
IMPORTANT NOTE: IF DISTRICT OF SERVICE IS BASIC AID, CHANGE AMOUNT FROM \$8,237 TO \$600; IF STUDENT IS IN PRESCHOOL, CHANGE THIS AMOUNT TO ZERO (\$0).		IMPORTANT NOTE: IF DISTRICT OF SERVICE IS BASIC AID, ONLY DEDUCT THE AB002 BASE RATE; IF STUDENT IS IN PRESCHOOL, CHANGE THIS AMOUNT TO ZERO (\$0).	
ADDITIONAL COSTS PER STUDENT PER YEAR		ADDITIONAL COSTS PER STUDENT PER YEAR	
F1 SPEECH/LANGUAGE	\$ 145,414	F1 SPEECH/LANGUAGE	
F1 ADAPTIVE PHYSICAL ED TEACHER (APE)	\$ 128,809	F1 ADAPTIVE PHYSICAL ED TEACHER (APE)	
F1 OCCUPATIONAL THERAPIST (OT)	\$ 150,707	F1 OCCUPATIONAL THERAPIST (OT)	
F1 NURSE	\$ 139,635	F1 NURSE	
F1 COUNSELOR	\$ 176,872	F1 COUNSELOR	
F1 VISION TEACHER (VI)	\$ 156,179	F1 VISION TEACHER (VI)	
F1 ORIENTATION & MOBILITY SPECIALIST (OMB)	\$ 182,305	F1 ORIENTATION & MOBILITY SPECIALIST (OMB)	
F1 OTHER SERVICES PER DISTRICT AGREEMENT (PLEASE SPECIFY):	\$ 6,510	F1 OTHER SERVICES PER DISTRICT AGREEMENT (PLEASE SPECIFY):	
F1 OTHER SERVICES PER DISTRICT AGREEMENT (PLEASE SPECIFY):		F1 OTHER SERVICES PER DISTRICT AGREEMENT (PLEASE SPECIFY):	

2L SUMMARY OF CHARGES TO DISTRICT OF RESIDENCE:		TOTAL AVERAGE COST	
REGIONAL/ACTUAL PROGRAM COST (Y/N)		APRIL 1 ENROLLMENT	#DIV/0!
		DEC 1 ENROLLMENT	#DIV/0!
COST PER STUDENT PER YEAR			
ADDITIONAL COSTS, IF ANY			
TOTAL COST			

a) Select the appropriate charges for the student (example: if the student is in SDC 8 class, use the corresponding cost in the Average cost Per Student column). (Take note of the important information for Preschool students and Basic Aid DOS, also see page 2 of this document.)

b) Select any additional charges for the student if appropriate (example: if the student receives additional speech/language services, use the corresponding amount for that service).

c) Transfer the appropriate amounts to the "2022-23 Inter-district Transfers Reporting Form". (See Section II of this document for instructions on completing the reporting form.)

2. If a DOS is completing a form for a student served in a program identified as "Regional/Actual Cost Program (Appendix B)", the section for Regional/Actual Cost Program in this form will be used to calculate the costs.

a) The "Calculation for 2022-23 Special Education Inter-district Transfers" form must be completed by the DOS for each inter-district transfer student served in an identified "Regional/Actual Cost Program (Appendix B)" in order for that student to generate a transfer of Special Ed apportionment to the serving district.

- b) Provide District of Residence, District of Service, Student ID # (no student names please) and Birth Date. If DOS is a Basic Aid district, indicate “Y” for Yes, otherwise put “N” for No.
- c) Provide the actual salary and benefits of the teacher, actual salary and benefits for teacher’s aide time in the classroom, and estimated classroom supplies for that Regional/Actual Program. All figures should reflect best estimates of actual costs for the full, current year. You may need to seek assistance from your district’s fiscal/payroll/HR to obtain this information.
- d) Fill in your district’s Adjusted PCR Direct Support Rate % (refer to *Appendix C: “Direct Support and Indirect Cost Rates- NW SELPA District”* spreadsheet provided, **Column {I}**). Multiply the Adjusted PCR Direct Support Rate by the Subtotal (A) to get Direct Support (A1).
- e) Add Subtotal (A) and the Direct Support (A1) to get Subtotal (B).
- f) Fill in your district’s PCR Indirect Cost Rate % (refer to the *Appendix C: “Direct Support and Indirect Cost Rates- NW SELPA District”* spreadsheet provided, **Column {F}**). Multiply the PCR Indirect Cost Rate by the Subtotal (B) to get Indirect Cost (B1).
- g) Add Subtotal (B), Indirect Cost (B1), and the Facilities Cost (standard amount for all districts) to get the Regional/Actual Program Cost (Subtotal C).
- h) Fill in the actual number of students enrolled in the class on December 1, 2022.
- i) Divide the Subtotal (C) by the number of students in the class to get a per student rate, (D).
- j) To get the actual per student amount for that class, subtract your district’s Average-Adjusted LCFF plus Adjusted AB602 base rate/ student (refer to *Appendix C: “Average LCFF Base for Inter-District Transfers-NW SELPA Districts”* spreadsheet provided, **Column H**). For Preschool students and Basic Aid DOS, refer to important note below:
- **IMPORTANT PRESCHOOL AND BASIC AID INFORMATION****
- *Preschoolers do not generate ADA or Revenue Limit funding, so do not deduct the Ave-Adjusted LCFF or AB 602 for preschool programs.*
 - *Basic Aid districts should only deduct the adjusted AB 602 funding since they do not receive LCFF funding. (Refer to Appendix C: “Average LCFF Base for Inter-District Transfers-NW SELPA Districts” spreadsheet provided, use data in **Column G**, not Column H).*
- k) Similarly, additional actual costs per Student may be calculated and added at the bottom of the form. Please be sure to indicate the nature of all additional services.
- l) Copy the actual cost per student and all additional costs into the “Summary of Charges to District of Residence” table at the bottom of the page. For each of the census dates (December 1 & April 1), report dollar amounts as full year costs.
- m) On April 1, 2023, copy the December form and complete the column for April. Again, the costs reported should be for a full year.
- n) When the April enrollment is calculated, the December total and April total will be added together and divided by two to get the average for the year. If a student is enrolled on one census date, but not on the other, please indicate so by placing a zero (\$0) in the total line for the census date for which the student was not enrolled.

II. INTER-DISTRICT TRANSFERS REPORTING FORM

- This is the form to use to obtain a signature from the DOR.
- A copy of the completed form must be sent to the SELPA AU in order to receive apportionment adjustment for transfers. Please provide Student ID# only (no student names).

Instructions for completing this form:

1. DOS to complete one page for each DOR that you want to collect Special Education inter-district transfer revenue.
2. Complete the information on the Extended Year and December 1/April 1 enrollment lines for each transfer student that your district is serving from a single DOR. **Remember:** For each of the census dates, report dollar amounts as full year costs.
3. If a student is being served in the identified "Regional/ Actual Cost Program (Appendix B)", complete this form with the data calculated on the "Calculation for 2022-23 Special Education Inter-district Transfers Form" (*discussed earlier in Section I of this document*) Regional/ Actual Cost Program column, and indicate "y" for "Yes" in the last column.
4. If the student is not being served in the identified "Regional/ Actual Cost Program", complete this form with the data calculated on the "Calculation for 2022-23 Special Education Inter-district Transfers Form" Average Cost Program column, and indicate "N" for "No" in the last column, which asks whether this is an Actual Cost program.
5. Students in Regional and Actual Cost and Average Cost programs may be mixed on this form. However, any district which has lines reflecting actual cost must send a copy of the "Calculation for 2022-23 Special Education Inter-district Transfers" form to the DOR to show detail of actual cost calculation.

FOR APRIL 1 ENROLLMENT

FOR DECEMBER 1 ENROLLMENT

DISTRICT OF SERVICE _____ NAME/SIGNATURE _____ DATE _____

DISTRICT OF RESIDENCE _____ NAME/SIGNATURE _____ DATE _____

2022-23 INTER-DISTRICT TRANSFERS REPORTING FORM

IMPORTANT NOTE: FOR EACH OF THE CENSUS DATES (DEC 1 AND APRIL 1), REPORT ALL DOLLAR AMOUNTS AS "FULL YEAR" COST. COSTS FOR DECEMBER 1 AND APRIL 1 WILL BE AVERAGED FOR FINAL COSTS. SUBMIT A COMPLETED FORM TO SELPA AU.

STUDENT ID#	COST PER STUDENT PER YEAR	ADDITIONAL CLASSROOM AIDE	(c) SPEECH/LANGUAGE	(d) APE	(e) OT	(f) OTHER SERVICES, PLEASE SPECIFY	(g) OTHER SERVICES, PLEASE SPECIFY	(h) TOTAL	IS THIS A REGIONAL/ ACTUAL COST PROGRAM? Y OR N
1	EXTENDED YR DEC 1								
	APR 1								
2	EXTENDED YR DEC 1								
	APR 1								
3	EXTENDED YR DEC 1								
	APR 1								
4	EXTENDED YR DEC 1								
	APR 1								
5	EXTENDED YR DEC 1								
	APR 1								
6	EXTENDED YR DEC 1								
	APR 1								
7	EXTENDED YR DEC 1								
	APR 1								

III. EXTENDED SCHOOL YEAR

- This is a form for reporting charges for Inter-district transfers in Extended Year programs (Summer of 2022).
- DOS completes one page for each Inter-district transfer student attending Extended Year programs.

1

DISTRICT OF RESIDENCE _____ STUDENT (ID#) _____ BIRTHDATE _____ DISTRICT OF SERVICE _____

**EXTENDED YEAR
CALCULATION FOR SPECIAL EDUCATION INTER-DISTRICT TRANSFERS 2022-23 (SUMMER OF 2022)**

TEACHER - SALARY & BENEFITS	TIMES	1 DAY	TIMES	1.12	=	
(A) DAILY SALARY				(B) SALARY PLUS BENEFIT RATE		
INSTRUCTIONAL AIDE - SALARY & BENEFITS	TIMES		TIMES		=	4
(C) (HOURLY RATE)		(D) (HRS/DAY)		(E) SALARY PLUS APPROX BENEFIT RATE		(F) SALARY PLUS BENEFITS PER DAY
TOTAL SALARY & BENEFITS				(G) = (B) * (F)		(H) TOTAL SALARY & BENEFITS
				TOTAL SALARY & BENEFITS PER DAY		
				(I) NUMBER OF DAYS		5
				AVERAGE DIRECT SUPPORT FROM PCR	1.2201	
				SUBTOTAL (A)		
				AVERAGE INDIRECT SUPPORT FROM PCR	1.0692	
				SUBTOTAL (B)		6
TOTAL COST FOR EXTENDED YEAR PER CLASS						
CALCULATION OF TOTAL COST FOR EXTENDED YEAR PROGRAM PER STUDENT						
				INDICATE WITH "X" IN THIS COLUMN		
				SDC 8/CLASS	8	
				SDC 10/CLASS	10	
				SDC 12/CLASS	12	
				RSP 28/PER TEACHER	28	
				OTHER COSTS (SPECIFY) PER DISTRICT AGREEMENT (COUNSELING, NURSING SERVICES, 1:1 AIDES, TRANSLATOR VISION THERAPIST, O & M, (OTHER _____))		
TOTAL COST FOR EXTENDED YEAR PROGRAM PER STUDENT						9

Instructions for completing this form:

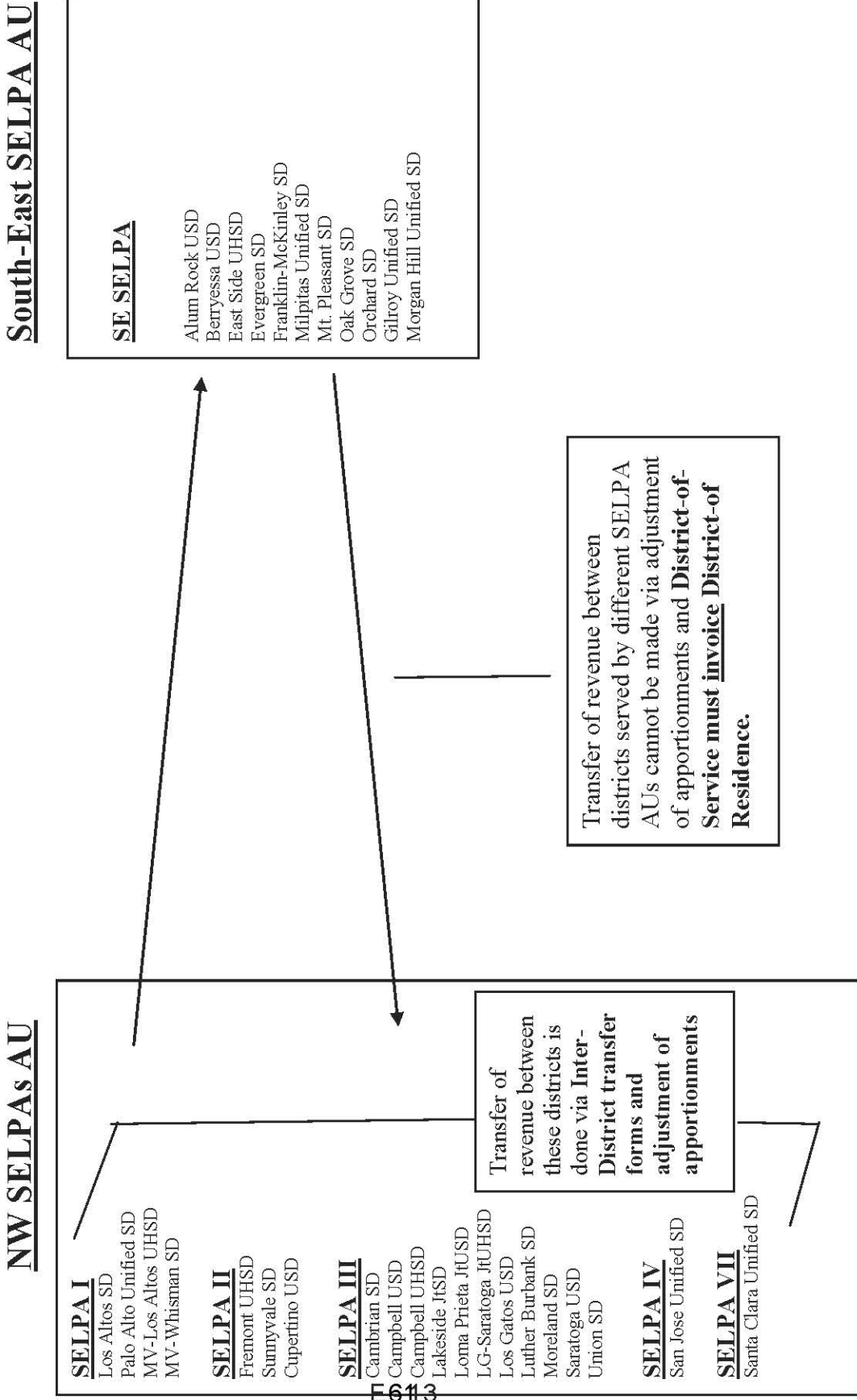
1. Provide District of Residence, District of Service, Student ID # (no student names please) and Birth Date.
2. Provide Teacher's daily salary, and multiply by 1.12 to get Salary plus Benefits per day {B}.
3. Provide Instructional Aide's hourly rate, work hours per day, and percentage of salary and benefits (e.g., if benefits are estimated at 20% of salary, enter 1.20). Multiply hourly rate by hours per day times percentage of salary and benefits to get Salary plus Benefits per day {F}.
4. Add {B} plus {F} to get Total Salary and Benefits per Day {G}. Indicate the number of days in Extended Year {H}. Multiply {G} by {H} to get the Total Salary and Benefits {I}.
5. Multiply {I} by the Average Direct Support Rate from PCR to get Subtotal A.
6. Multiply Subtotal A by the Average Indirect Cost Rate from PCR to get Subtotal B.
7. Select the appropriate class loading standard by typing X on the appropriate cell and divide by that number of students per class.
8. Add in the cost of other services.
9. Arrive at cost for that student to attend Extended Year programs. Transfer that amount to the Extended Year line on the "2022-23 Inter-district Transfers Reporting Form".

SUMMARY

In all cases, in order to receive adjustments to Special Ed apportionments for Inter-district Transfers:

- District of Service completes one "2022-23 Inter-district Transfers Reporting Form" for each district sending students. Sign, date and send a copy of the completed form to the District of Residence and to the SELPA AU (ksantiago@sccoe.org).
- Upon receipt of the form, District of Residence, signs, dates, and return a copy back to the District of Service and to the SELPA AU, noting any corrections or disputes.
- Apportionments will be adjusted by the SELPA AU, according to the forms completed by the District of Service, unless charges are contested in writing by noting corrections or disputes on the signature copy of the reporting form within 60 days of the enrollment census dates (December 1 and April 1).

Inter-district Transfers



DRAFT List of Identified Regional and Actual Cost Programs

REGIONAL PROGRAM (R) DEFINITION:

Regional programs are programs that are developed in the SELPA to address an identified need of the member districts. The SELPA Operations Committee determines the need for a program and a LEA agrees to operate the program for the SELPA with the understanding that this program is available to the member LEAs.

ACTUAL COST PROGRAM (AC) DEFINITION:

Actual Cost Programs are programs that LEAs operate in which other LEAs may place students if space is available. These programs are higher cost than average cost programs (e.g. autism and ED programs).

AVERAGE COST PROGRAM (AV) DEFINITION:

Average Cost Programs are programs that are not high cost programs, such as SLD SDC and other programs that do not require additional aide support.

*The number next to each AC/AV indicates the number of classrooms you have for that program.

SELPA	LEA	Program	Number of	Category	Grade	Teacher	Classroom	Max Student
SELPA 1	Los Altos SD	AC	1	Moderate/Severe	(K-3)			
	Los Altos SD	AC	1	Moderate/Severe	(4-6)			
	Los Altos SD	AC	1	Moderate/Severe	(7-8)			
	Los Altos SD	AC	2	Mild/Moderate	(1-3)			
	Los Altos SD	AC	2	Mild/Moderate	(4-6)			
	Los Altos SD	AC	1	Mild/Moderate	(7-8)			
	Los Altos SD	AC	1	Therapeutic SDC ED	(1-3)			
	Los Altos SD	AC	1	Therapeutic SDC ED	(4-6)			
	Los Altos SD	AC	1	Therapeutic SDC ED	(7-8)			
	Los Altos SD	AC	2	Academic Communication	(7-8)			
	Mt.View/Los Altos UHSD	AC	1	SH	(Secondary-Post Sec)			
	Mt.View/Los Altos UHSD	AC	1	ID	(Secondary)			
	Mt.View/Los Altos UHSD	AC	4	ED				
	Mt.View/Los Altos UHSD	AC	1	Mild/Moderate	(Post Sec)			
	Mt.View/Wyhisman SD	AC	1	Mild/Moderate SDC	(K-2)			
	Mt.View/Wyhisman SD	AC	2	Mild/Moderate SDC	(3-5)			
	Mt.View/Wyhisman SD	AC	5	Mild/Moderate SDC	(6-8)			
Mt.View/Wyhisman SD	AC	1	Medically Fragile OHI	(K-7)				
Palo Alto Unified School District	AC	1	Moderate/Severe Prof Search	Post Secondary	1	2	12	
Palo Alto Unified School District	AC	2	Post Secondary	Post Secondary	2	8	12	
Palo Alto Unified School District	AC	3	Therapeutic Support	(Mid, HS)	3	2	12	
Palo Alto Unified School District	AC	3	Therapeutic Support	(Elem, Mid, HS)	3	depends on	10	
			0	Designated Regional Programs				
			37	Actual Cost Programs				
SELPA 2	Cupertino Union School District	AC	1	VI				
	Cupertino Union School District	AC	1	DHOH				
	Cupertino Union School District	AC	3	TSDC	(Elem, Mid)			
	Cupertino Union School District	AC	3	ASD Classes	(Elem, Mid)			
	Cupertino Union School District	AC	16	Moderate/Severe	(Elem, Mid)			
	Cupertino Union School District	AC	12	Mild/Moderate	(Elem)			
	Sunnyvale School District	AC	2	VI	(PreK, Elem)	1	depends on student need	
	Sunnyvale School District	AC	2	TSDC	(Elem, Mid)	1	2	
	Sunnyvale School District	AC	10	Mild/Moderate	(PreK, Elem, Mid)	1	2	
	Sunnyvale School District	AC	9	Hearing Impaired	(Elem)			
Sunnyvale School District	AC	9	Moderate/Severe Classes	(PreK, Elem, Mid)	1	3		
			0	Designated Regional Programs				
			59	Actual Cost Programs				
SELPA 3	Cambrian	AC	3	Preschool	Preschool	1.5 FTE	2.0 FTE	15
	Cambrian	AC	2	Mild/Moderate	(K-2)	2.0 FTE	3.0 FTE	15
	Cambrian	AC	3	Mild/Moderate	(3-5)	3.0 FTE	3.5 FTE	15
	Cambrian	AC	2	Mild/Moderate	(6-8)	2.0 FTE	1.5 FTE	15
	Cambrian	AC	1	Moderate/Severe	(1K-3)	1.0 FTE	2.2 FTE	15
	Cambrian	AC	1	Moderate/Severe	(3-5)	1.0 FTE	1.5 FTE	15
	Cambrian	AC	1	Moderate/Severe	(6-8)	1.0 FTE	1.6 FTE	18
	Campbell Union	AC	5	Mild/Moderate	(Elem)			
	Campbell Union	AC	4	Mild/Moderate	(Mid)			
	Campbell Union	AC	2	Moderate/Severe (AM & PM sessions)	Preschool			
	Campbell Union	AC	2	Preschool SDC-1 & 1 Preschool Inclusion (AM & PM)	Preschool			
	Campbell Union	AC	2	Moderate/Severe	(Mid)			
	Campbell Union	AC	6	Moderate/Severe	(Elem)			
	Campbell Union	AC	1	Autism classes	(Elem)			
	Campbell Union High	AC	5	Therapeutic Model				
	Campbell Union High	AC	3	Therapeutic Model classes/Satellite				
	Campbell Union High	AC	5	Moderate/Severe classes				
	Campbell Union High	AC	2	Post Secondary	Post Secondary			
	Contra Costa	AC	1	Moderate/Severe	(K-3)			
	Los Gatos	AC	2	Mild/Moderate	(Elem)	2.8 FTE	5.5 FTE	15 (soft)
	Los Gatos	AC	1	Mild/Moderate	(Mid)	1 FTE	1.5 FTE	15 (soft)
	Los Gatos/Saratoga High	AC	1	Therapeutic Model				
	Los Gatos/Saratoga High	AC	2	Moderate/Severe				
	Los Gatos/Saratoga High	AC	1	Post Secondary	Post Secondary			
	Los Gatos/Saratoga High	AC	1	Moderate/Severe	Preschool			
	Moreland	AC	1	Therapeutic Model	Preschool (2-5)			
	Moreland	AC	3	Moderate/Severe				
Saratoga	AC	1	Preschool	Preschool				
Saratoga	AC	1	Moderate/Severe	6-8				
Union	AC	2	Moderate/Severe	Preschool				
Union	AC	3	Moderate/Severe					
			0	Designated Regional Program				
			69	Actual Cost Programs				
SELPA 4	San Jose Unified	AC	3	ED (Currently full)	(6-12)			
	San Jose Unified	AC	5	ASD (Currently full)	(6-8)			
	San Jose Unified	AC	6	ASD (Currently full)	(9-12)			
	San Jose Unified	AC	3	Autism (space available)	preschool			
	San Jose Unified	AC	2	Preschool Full Inclusion (space available)	preschool			
	San Jose Unified	AC	14	ASD (Currently full)	(K-5)			
	San Jose Unified	AC	1	ED (Currently full)	(K-5)			
	San Jose Unified	AC	3	Moderate/Severe (space available)	(K-5)			
	San Jose Unified	AC	4	Mild/Moderate (Currently full)	preschool			
	San Jose Unified	AC	4	Post Secondary (space available)	Post Secondary			
	San Jose Unified	AC	1	Moderate/Severe (Currently full)	preschool			
			0	Designated Regional Programs				
			46	Actual Cost Programs				
SELPA 7	Santa Clara Unified	AC		Preschool classes				
	Santa Clara Unified	AC		ED	(K-12)			
	Santa Clara Unified	AC		Mild/Moderate RSP SDC Basic-Secondary	(K-12)			
	Santa Clara Unified	AC		Moderate/Severe	(K-12)			
	Santa Clara Unified	AC		Post Secondary	Post Secondary			
	Santa Clara Unified	AC		Autism SDC	(K-12)			
	Santa Clara Unified	AC	1	DHOH	(K-5)			
	Santa Clara Unified	AC		DHOH Itinerant	(K-12)			
	Santa Clara Unified	AC		VI	(K-5)			
	Santa Clara Unified	AC		VI Itinerant	(K-12)			
			1	Designated Regional Programs				
				Actual Cost Programs				

AUTOMATIC UPDATES

DIRECT SUPPORT AND INDIRECT COST RATES - NW SELPA DISTRICTS

AS REPORTED ON DISTRICT 2021-22 PROGRAM COST REPORTS (EXCLUDES DOCUMENTED AND ALLOCATED DIRECT SUPPORT COSTS FOR SPECIAL ED TRANSPORTATION)

DISTRICT	DIRECT COSTS			INDIRECT COSTS			ADJUSTED DIRECT SUPPORT		
	DIRECT CHARGED	ALLOCATED	% OF DIRECT SUPPORT	SUBTOTAL	CENTRAL ADMIN COSTS	% OF INDIRECT COST		LESS: DIRECT TRANSPORTATION	LESS: ALLOCATED TRANSPORTATION
	A	B	C = (B/A)	D = (A+B)	E	F = (E/D)	G	H	
LOS ALTOS	\$ 14,415,196	\$ 3,537,606	24.54%	\$ 17,952,802	\$ 1,428,496	7.96%	\$ (399,652)	\$ -	25.24%
PALO ALTO	\$ 51,720,326	\$ 10,104,454	19.54%	\$ 61,824,780	\$ 3,552,122	5.75%	\$ (772,114)	\$ (1,352,543)	17.18%
MVLA	\$ 20,287,240	\$ 3,535,235	17.43%	\$ 23,822,475	\$ 2,210,953	9.28%	\$ (842,539)	\$ -	18.18%
MV WHISMAN	\$ 15,950,842	\$ 2,748,476	17.23%	\$ 18,699,318	\$ 1,615,514	8.64%	\$ (451,942)	\$ (496,851)	14.53%
FREMONT	\$ 41,851,653	\$ 11,847,085	28.31%	\$ 53,698,738	\$ 3,157,957	5.88%	\$ (2,146,064)	\$ -	29.84%
SUNNYVALE	\$ 25,927,926	\$ 11,254,439	43.41%	\$ 37,182,365	\$ 2,480,847	6.67%	\$ (963,105)	\$ (151,548)	44.47%
CUPERTINO	\$ 39,958,074	\$ 6,262,399	15.67%	\$ 46,220,472	\$ 3,521,361	7.62%	\$ (3,351,597)	\$ (18,501)	17.06%
CAMBRIAN	\$ 7,154,281	\$ 323,603	4.52%	\$ 7,477,883	\$ 503,143	6.73%	\$ (357,626)	\$ -	4.76%
CAMPBELL ELEM	\$ 17,946,630	\$ 2,482,206	13.83%	\$ 20,428,836	\$ 1,136,258	5.56%	\$ (497,814)	\$ (444)	14.22%
CAMPBELL HIGH	\$ 24,495,516	\$ 4,139,550	16.90%	\$ 28,635,066	\$ 1,799,677	6.28%	\$ (1,824,201)	\$ (1,233,204)	12.82%
LOMA PRIETA	\$ 1,397,710	\$ 35,015	2.51%	\$ 1,432,724	\$ 274,124	19.13%	\$ -	\$ -	2.51%
LG-SARATOGA	\$ 11,034,188	\$ 1,758,417	15.94%	\$ 12,792,604	\$ 1,038,413	8.12%	\$ (635,083)	\$ (100)	16.91%
LOS GATOS	\$ 7,239,851	\$ 489,343	6.76%	\$ 7,729,194	\$ 707,129	9.15%	\$ (41,162)	\$ -	6.80%
LUTH BURBANK	\$ 830,595	\$ 39,582	4.77%	\$ 870,177	\$ 86,197	9.91%	\$ (111,828)	\$ -	5.51%
MORELAND	\$ 12,083,229	\$ 2,354,246	19.48%	\$ 14,437,475	\$ 1,076,862	7.46%	\$ (199,304)	\$ -	19.81%
SARATOGA	\$ 5,982,569	\$ 893,800	14.94%	\$ 6,876,368	\$ 744,965	10.83%	\$ (57,371)	\$ -	15.08%
UNION	\$ 14,698,309	\$ 1,515,538	10.31%	\$ 16,213,847	\$ 1,136,644	7.01%	\$ (714,758)	\$ -	10.84%
LAKESIDE	\$ 735,260	\$ 74,811	10.17%	\$ 810,071	\$ 152,957	18.88%	\$ (46,223)	\$ (15,012)	8.68%
SAN JOSE	\$ 77,064,106	\$ 23,015,763	29.87%	\$ 100,079,869	\$ 6,138,773	6.13%	\$ (5,865,858)	\$ (15,398)	32.30%
SANTA CLARA	\$ 62,785,705	\$ 12,297,777	19.59%	\$ 75,083,482	\$ 5,445,484	7.25%	\$ (2,696,959)	\$ (436,894)	19.74%
TOTAL	\$ 453,559,204	\$ 98,709,342	16.79%	\$ 552,268,547	\$ 38,207,875	8.71%	\$ (21,975,200)	\$ (3,720,495)	16.82%

ADJUSTED AVERAGE DIRECT SUPPORT 22.01% (B+H)/(A+G)
 AVERAGE INDIRECT 6.92% (E/D)

AUTOMATIC UPDATES

AVERAGE LCFF BASE FOR INTERDISTRICT TRANSFERS - NW SELPA DISTRICTS

DISTRICT	2021-22 P2 BASE GRANT FUNDING <small>FROM STATEWIDE LCFF SUMMARY</small>	2021-22 P2 TOTAL ADA <small>FROM STATEWIDE LCFF SUMMARY</small>	WEIGHTED AVE LCFF	AVE % OF SDC ADA/SDC ENROLLMENT ADJ	ADJUSTED LCFF/STUDENT ENROLLED	2021-22 AB602 BASE RATE PER ADA <small>FROM SELPA REV PROJECTION</small>	2021-22 ADJ AB602 BASE RATE PER STUDENT ENROLLED	2021-22 AVE ADJ LCFF PER STUDENT PLUS ADJ AB602 BASE RATE PER STUDENT	WEIGHTED AVE AB602 BEFORE ADJ TIMES ADA
	A	B	C = (A/B)	D	E = (C*D)	F	G = (D*F)	H = (E+G)	I = (B*F)
LOS ALTOS	33,351,001	3,892.82	\$ 8,567	84%	\$ 7,197	\$ 715	\$ 601	\$ 7,797	\$ 2,783,366
PALO ALTO	97,324,392	10,684.46	\$ 9,109	84%	\$ 7,652	\$ 715	\$ 601	\$ 8,252	\$ 7,639,389
MV-LA	42,446,876	4,220.63	\$ 10,057	84%	\$ 8,448	\$ 715	\$ 601	\$ 9,048	\$ 3,017,750
MV-WHISMAN	42,351,353	4,917.11	\$ 8,613	84%	\$ 7,235	\$ 715	\$ 601	\$ 7,836	\$ 3,515,734
FREMONT	107,483,584	10,687.44	\$ 10,057	84%	\$ 8,448	\$ 715	\$ 601	\$ 9,048	\$ 7,641,520
SUNNYVALE	53,300,915	6,187.03	\$ 8,615	84%	\$ 7,237	\$ 715	\$ 601	\$ 7,837	\$ 4,423,726
CUPERTINO	140,125,975	16,326.67	\$ 8,583	84%	\$ 7,209	\$ 715	\$ 601	\$ 7,810	\$ 11,673,569
CAMBRIAN	8,147,092	943.77	\$ 8,632	84%	\$ 7,251	\$ 715	\$ 601	\$ 7,852	\$ 674,796
CAMPBELL UESD	3,925,188	450.10	\$ 8,721	84%	\$ 7,325	\$ 715	\$ 601	\$ 7,926	\$ 321,822
CAMPBELL UHSD	82,958,282	8,248.81	\$ 10,057	84%	\$ 8,448	\$ 715	\$ 601	\$ 9,048	\$ 5,897,899
LOMA PRIETA	4,067,321	474.51	\$ 8,572	84%	\$ 7,200	\$ 715	\$ 601	\$ 7,801	\$ 339,275
LG-SARATOGA	34,452,868	3,425.76	\$ 10,057	84%	\$ 8,448	\$ 715	\$ 601	\$ 9,048	\$ 2,449,418
LOS GATOS UESD	24,646,499	2,886.81	\$ 8,538	84%	\$ 7,172	\$ 715	\$ 601	\$ 7,772	\$ 2,064,069
LUTHER BURBANK	4,242,660	494.69	\$ 8,576	84%	\$ 7,204	\$ 715	\$ 601	\$ 7,805	\$ 353,703
MORELAND	39,216,660	4,567.14	\$ 8,587	84%	\$ 7,213	\$ 715	\$ 601	\$ 7,813	\$ 3,265,505
SARATOGA	14,301,829	1,674.88	\$ 8,539	84%	\$ 7,173	\$ 715	\$ 601	\$ 7,773	\$ 1,197,539
UNION	49,089,612	5,722.36	\$ 8,579	84%	\$ 7,206	\$ 715	\$ 601	\$ 7,807	\$ 4,091,487
LAKESIDE	627,143	72.19	\$ 8,687	84%	\$ 7,297	\$ 715	\$ 601	\$ 7,898	\$ 51,616
SAN JOSE UNIF	250,671,178	27,634.97	\$ 9,071	84%	\$ 7,619	\$ 715	\$ 601	\$ 8,220	\$ 19,759,004
SANTA CLARA UNIF	132,072,415	14,623.92	\$ 9,031	84%	\$ 7,586	\$ 715	\$ 601	\$ 8,187	\$ 10,456,103
TOTAL	\$ 1,164,802,843	128,136							\$ 91,617,290
AVERAGE		9,090							\$ 715

AVE % OF SDC ADA/SDC ENROLLMENT ADJ			
AVE LCFF	AMOUNT	ENROLLMENT ADJ	TOTAL
9,090 *	9,090	84%	\$ 7,636
WEIGHTED AVE AB 602	715 *	84%	\$ 601
TOTAL	9,805		\$ 8,237

SPECIAL EDUCATION INTER-DISTRICT TRANSFER PROCEDURE

1. INTRODUCTION

As part of the Special Education Local Plan Areas I's, II's, III's, IV's, and VII's efforts to coordinate the provision of a full continuum of special education and related services options, and as a means of ensuring that students with disabilities receive a free and appropriate public education (FAPE) in the least restrictive environment, districts may enter into agreements whereby students can be placed in other district special education programs where the IEP team deems it appropriate ("IEP Team referrals"). In addition, students receiving special education services may seek to attend school in a district other than their district of residence via a parent request ("inter-district transfers"). A uniform method of handling these IEP Team referrals and inter-district transfers among member districts will promote a fast, efficient and fair functioning of the inter-district school attendance system in Santa Clara County; which benefit will accrue to the affected students.

It is the intent of the parties to this policy that students with disabilities are treated in a manner equal to their non-disabled peers in the administration of special education referrals and related inter-district attendance agreements.

2. DEFINITION OF TERMS

2.1 District of Attendance: The District to which a transfer is sought ("DOA").

2.2 District of Residence: The District of the Parent(s) resident ("DOR").

2.3 Parent: The student's parent(s) or legal guardian(s).

3. TRANSFER OF PUPILS UNDER THE PROVISIONS OF EDUCATION CODE SECTION 46600 (i.e., inter-district attendance at parents request for reasons other than employment).

3.1 PROCEDURE

3.1.1 All requests for transfer shall first be approved by the DOR which will also include approval of payment of costs required to be paid to the DOA under this policy.

3.1.2 All requests for transfer shall be submitted to potential DOA's representative on the basis of available classroom space and other criteria determined by the DOA.

3.1.3 School assignment shall be designated by the DOA's representative on the basis of available classroom space and other criteria determined by the DOA.

3.2 ACCEPTANCE/DENIAL CONSIDERATIONS

3.2.1 Nothing in these procedures requires a district to admit a student under an inter-district transfer. However, denial of an inter-district transfer request cannot be based upon race, ethnicity, sex, disability, parental income, scholastic achievement or other arbitrary consideration. Non-arbitrary considerations, such as class/program space or availability, are proper considerations for the acceptance/denial decision.

3.2.2. A pupil who has been determined by personnel of either the DOR or DOA to have been the victim of an act of bullying, as defined in subdivision (r) of Section 48900, committed by a pupil of the DOR shall, at the request of the person having legal custody of the pupil, be given priority for interdistrict attendance.

3.3 DURATION/RENEWAL

3.3.1 Transfers under this Section are for a maximum duration of one year, and parents of students seeking such an inter-district transfer must reapply each year for the requested transfer. However, a DOR or a DOA shall not rescind existing transfer permits for pupils entering grade 11 or 12 in the subsequent school year.

3.3.2 Individual transfer agreements may stipulate terms and conditions established by the DOR and DOA under which the permit may be revoked, in compliance with law.

3.4 INTER-DISTRICT RESPONSIBILITIES

3.4.1 Except as enumerated in Education Code §46607, the DOA shall receive credit for the average daily attendance of students transferred to it under this section.

3.4.2 All costs for special education students, (over and above ADA), shall be the responsibility of the DOR, and the DOA shall bill the DOR pursuant to the SELPA Cost Calculation Formula.

3.4.3 Any and all costs for special education assessment of a student not previously identified as a student with a disability under the IDEA, 20 U.S.C. §1400 et seq., required by the student shall be the primary responsibility of the DOA.

- 3.4.4 The DOR shall be notified with regard to any assessment of the student, and shall be notified of the IEP team meeting in a timely manner.
- 3.4.5 If a student is deemed eligible and in need of special education and related services, the DOA will provide special education and related services for the remainder of the school year. The DOA will bill the DOR for services provided pursuant to the SELPA Cost Calculation Formula. Any decision to place in a non-public school or other out of DOA placement such as COE shall include the DOR, and any resulting such placement shall be the responsibility of the DOR.
- 3.5 DENIAL NOTIFICATION
- 3.5.1 Upon denial of an inter-district transfer request, the student shall have appeal rights pursuant to Education Code §46601. Student should be informed of these appeal rights.
4. TRANSFER OF PUPILS UNDER THE PROVISIONS OF EDUCATION CODE SECTION 48204 (i.e., inter-district attendance based upon employment-related reasons).
- 4.1 PROCEDURE
- 4.1.1 The student's parent must provide acceptable verification of employment within the boundaries of the potential DOA. Employment must be for a minimum of 10 hours during the school week.
- 4.1.2 All requests for transfer shall first be approved by the DOR.
- 4.1.3 All requests for transfer shall be submitted to potential DOA's director of special education for review and action.
- 4.1.4 School assignment shall be designated by the DOA's representative on the basis of available classroom space and other criteria determined by the DOA.
- 4.1.5 The parents of a student accepted for transfer under this section must immediately notify the DOR and DOA administrators of the termination of his/her employment within the boundaries of the DOA. This shall result in the expiration of any transfer agreement. The parent may request continuance of the attendance in the DOA on an Education Code §46600 basis for the remainder of the current school year.
- 4.2 ACCEPTANCE/DENIAL CONSIDERATIONS
- 4.2.1 Nothing in these procedures requires a district to admit a student claiming residence based upon parental employment to its schools. The district may not, however, refuse to admit students based upon race, ethnicity, sex, disability, parental income, scholastic achievement or other arbitrary consideration.

- 4.2.2 A request may be denied based upon inadequate employment verification.
- 4.2.3 A request may be denied based upon inadequate classroom space.
- 4.2.4 Either the DOA or the DOR may prohibit the transfer if the governing board determines that the transfer would negatively impact the district’s court-ordered or voluntary desegregation plan.
- 4.2.5 The DOA may prohibit the transfer if there is a determination that the cost of educating the pupil would exceed the amount of additional state aid received as a result of the transfer.
- 4.2.6 The DOR may prohibit the transfer if the transfer would exceed specified percentages of average daily attendance for the district as enumerated in Education Code §48204(b)(6).

4.3 DURATION/RENEWAL

- 4.3.1 The decision to admit a student pursuant to this section is a matter of discretion, as enumerated above. However, if a transfer pursuant to this section is granted, the student is deemed a resident of the DOA. Consequently, so long as a parent remains employed in the DOA, the student has the right, should he so desire, without reapplication, to attend school in the DOA through the twelfth grade.

4.4 INTER-DISTRICT RESPONSIBILITIES

- 4.4.1 Except as enumerated in Education Code §46607, the DOA shall receive credit for the average daily attendance of students transferred to it under this section.
- 4.4.2 Any and all costs for special education services required by the student shall be the primary responsibility of the DOA, which is also deemed the DOR.

4.5 DENIAL NOTIFICATION

- 4.5.1 The District that prohibits the transfer of a student under this section is encouraged to identify, and communicate in writing to the student’s parents, the specific reasons for that determination.

Approved:

SELPA I	10/20/05	10/21/10	06/19/12	02/11/16
SELPA II	10/21/05	10/29/10	06/19/12	02/13/15
SELPA III	10/20/05	10/21/10	06/19/12	02/12/15
SELPA IV	10/27/05	10/20/10	06/20/12	02/13/15
SELPA VII	10/26/05	10/20/10	06/20/12	02/11/15

APPENDIX F
CALCULATION OF DISTRICT SHARE OF SCCOE SPECIAL ED PROGRAM COSTS

1. Historical Block Classes
2. Historical Bock Rates
3. Re-benched Block Rates
4. Summary of Estimated SCCOE Special Education Funding (*Preliminary Calculation*)
 - a) Summary of Estimated Costs and Revenue
 - b) Other Revenue Sources
 - c) Summary of Estimated Costs by District
 - d) Estimated Cost of COE Block program classes, by district
 - e) SCCOE Facilities fees and compensation
 - f) Average SCCOE Special Ed Block Enrollment
 - g) Special Education Services in SCCOE Alternative Schools
 - h) Estimated Cost of serving LCI pupils
 - i) Estimated Share by ADA of LCI cost
 - j) Total Estimated Costs by district
 - k) Calculation of 1:1 SPHC Aide hours
 - l) Calculation of 1:1 Regular Aide hours
5. COE Special Education Facilities Policy
 - a) COE Minimum Classroom Requirements
 - b) COE Classroom Custodial Requirements

HISTORICAL SCCOE BLOCK CLASSES INFORMATION

BLOCK	DEC/APR AVE Classes 2001/2002	DEC/APR AVE Classes 2002/2003	DEC/APR AVE Classes 2003/2004	DEC/APR AVE Classes 2004/2005	DEC/APR AVE Classes 2005/2006	DEC/APR AVE Classes 2006/2007	DEC/APR AVE Classes 2007/2008	DEC/APR AVE Classes 2008/2009	DEC/APR AVE Classes 2009/2010	DEC/APR AVE Classes 2010/2011
Basic	82.5	85	81	82.5	78	77	76.5	71.0	70	72
Autism	30.5	34	38	44	48	54	52	48	46	46.5
SNF-OI	0	0	0	1	3	3	3	3	3	3
E.D.	9	10	11	17	17	15.5	16	17	17	14
L.I. O.I.	14	14	16	16	15	14	15	15	15	16
L.I. Deaf	14	15	15	15	15	15.5	16	16	16	16
Med. Fragile	12	11	11	13	16	18	17	15	13	12.5
NPS Pilot	6	5	5	0	0	0	0	0	0	0
Sub- Total Blocks	168	174	177	188.5	192	197	195.5	185	180	180
ASD Resource	7	4	3	3	4	4	4.5	5	5	5
ASD Intensive	2	6	6	6	6	6	7	6	6	6
TOTAL Including ASD	177	184	186	197.5	202	207	207	196	191	191

BLOCK	DEC/APR AVE Classes 2011/2012	DEC/APR AVE Classes 2012/2013	DEC/APR AVE Classes 2013/2014	DEC/APR AVE Classes 2014/2015	DEC/APR AVE Classes 2015/2016	DEC/APR AVE Classes 2016/2017	Oct - Apr Average Classes 2017/18	Oct - Apr Average Classes 2018/19	Oct - Apr Average Classes 2019/20
Basic	74	75	79.5	77.5	77	78.75	78.5	73.9	73.1
Autism	45	45	44.5	42.5	39.5	41	42	41.9	39.6
SNF-OI	3	3	3	3	0	3	3	2.5	3.1
E.D.	14	14	14	11	12	9.5	10.3	9.1	9.0
L.I. O.I.	15	14	12	12	15	12.75	11.5	11.5	11.5
L.I. Deaf	16	15.5	15	15	14	14	14	14.0	14.0
Med. Fragile	13	13	14	14	13	14	13	12.0	12.0
NPS Pilot	0	0	0	0	0	0	0	0.0	0
Sub- Total Blocks	180	179.5	182	175	170.5	173	172.3	164.9	162.2
ASD Resource	4.5	4.5	3.6	3.6	3	3	3	3.0	3.6
ASD Intensive	3	3	5	5	6.5	6	5	4.0	4
TOTAL Including ASD	187.5	187	190.6	183.6	180	182.0	180.3	171.9	169.8

BLOCK	Oct - Apr Average Classes 2020/21	Estimated Average Classes 2021/22	Estimated Average Classes 2022/23						
SAI (FORMERLY BASIC & AUTISM)	93.00	87.00	84						
SNF	2.50	2.50	2.5						
THERAPEUTIC (FORMERLY E.D.)	7.00	4.00	3						
LOW INCID.(OI)	10.00	10.00	10						
LOW INCID.(DEAF)	13.00	13.00	13						
MED.FRAGILE	11.00	11.00	11						
NPS Pilot									
Sub- Total Blocks	136.50	127.50	123.50						
ASD Resource	3.26	-	-						
ASD Intensive	4.00	-	-						
SAI Alternative Education (Formerly Resource & Intensive)		4.00	4						
TOTAL Including ASD	143.76	131.50	127.50						

HISTORICAL SCOE BLOCK RATES INFORMATION

Block	1997/98	(3.95% COLA)	1999/00	(1.41% COLA)	(3.17% COLA)	2000/01	(3.17% COLA)	(7.37% inc)	2001/02	(2.0% COLA)	2002/03	Remove Facilities (\$9,057)	(1.5% inc)	2003/04	Mid-Yr Adj	2004/05	(4.23% COLA)	2005/06	(5.92% COLA)	2006/07	(4.53% COLA)	2007/08	
	Actuals	Rate	Rate	Rate	Rate	Rate	Rate	Rate	Rate	Rate	Rate	Rate	Rate	Rate	Rate	Rate	Rate	Rate	Rate	Rate	Rate	Rate	
Basic	191,637	199,207	202,015	208,419	223,780	228,255	222,486	225,425	229,359	227,837	227,837	237,475	250,209	261,543									
Autism	119,048	227,700	230,911	238,231	255,788	260,904	251,947	255,625	262,496	264,058	264,058	275,228	290,934	304,113									
Inclusion**	206,757	214,924	217,954	224,863	231,502	236,132	227,075	230,481	237,954	233,731	233,731	319,325	340,410	355,831									
E. D.	198,250	206,081	208,987	215,611	231,502	236,132	227,075	230,481	237,954	233,731	233,731	319,325	340,410	355,831									
L.I. (OI)	242,732	252,320	255,878	263,989	283,445	289,114	280,057	284,258	291,131	306,366	306,366	319,325	340,410	355,831									
L. I. (Ideaf)	243,658	253,282	256,854	264,996	290,217	292,177	281,160	285,377	292,249	302,887	302,887	319,325	340,410	355,831									
Med. Fragile	223,238	232,056	235,328	242,788	260,681	265,895	256,895	260,690	267,562	265,935	265,935	314,161	321,032	325,927									
NPS Pilot	267,467	278,032	281,952	290,890	312,329	318,575	309,518	314,161	321,032	325,927	325,927	4,754	4,754	5,248									
1:1 Aide rate			3,516	3,801	3,877	3,877	3,877	3,935	4,642	4,754	4,754	6,805	7,093	7,853									
1:1 Health Aide			120,237	124,049	133,191	201,804	201,804	204,831	204,831	208,767	208,767	218,640	232,464	242,995									
ASD -RSP*	114,060	118,565	120,237	124,049	133,191	201,804	201,804	204,831	204,831	208,767	208,767	218,640	232,464	242,995									
ASD -SDC*	111,099	115,487	117,116	120,828	129,733	175,870	175,870	178,870	178,870	182,811	182,811	190,544	202,271	211,434									

Block	2008/09	Rebenched 2009/10	Rebenched 2010/11	Rebenched 2011/12	2012/2013	Rebenched 2013/2014	2014/2015	Rebenched 2015/2016	Rebenched 2016/2017	2017/18	Rebenched 2018/19	Rebenched 2019/20	Rebenched 2019/20
	Class Rates Not Applicable ***** Same Per Pupil rates as 2007/2008 (SE SELPA - Dec/April)	Rate	Rate	Rate	Rate	Rate	Rate	Rate	Rate	Rate	Rate	Rate	Rate
Basic		294,985	293,364	308,821	320,697	335,475	335,475	361,281	380,060	412,651	421,333	426,483	426,483
Autism		340,046	347,404	347,404	360,028	376,183	376,183	407,248	452,933	476,114	483,161	486,993	486,993
SNF-OI***		352,308	350,969	336,522	349,248	364,993	364,993	385,662	403,477	438,284	445,317	455,039	455,039
E. D.		329,240	327,989	331,140	353,161	380,352	380,352	406,288	467,261	460,249	466,867	457,962	457,962
L.I. (OI)		352,308	350,969	336,522	349,248	364,993	364,993	385,662	403,477	438,284	445,317	455,039	455,039
L. I. (Ideaf)		373,204	371,786	428,675	426,280	451,126	451,126	485,034	520,565	577,510	560,078	566,836	566,836
Med. Fragile		343,741	342,435	313,366	326,094	351,712	351,712	383,737	413,948	449,435	462,274	470,018	470,018
NPS Pilot***				6,568.10	8,076	8,744	8,744	8,885	9,160	9,640	9,594	9,784	9,784
1:1 Aide rate		7,853.08	7,853.08	8,287.69	9,064	9,734	9,734	9,709	10,359	10,653	11,153	11,269	11,269
1:1 Health Aide		243,338	242,413	246,452	259,375	275,982	275,982	290,493	301,632	328,502	328,739	331,522	331,522
ASD -RSP*		212,003	211,197	203,250	214,928	227,858	227,858	240,682	251,215	275,444	275,931	277,673	277,673
ASD -SDC*													

Block	Rebenched 2020/21	Rebenched 2021/22	Rebenched 2022/23
	Rate	Rate	Rate
SAI (FORMERLY BASIC & AUTISM)	528,558	539,521	569,552
SNF	512,475	534,225	543,343
THERAPEUTIC (FORMERLY E.D.)	521,694	507,924	548,772
LOW INCID.(OI)	512,475	513,126	534,398
LOW INCID.(IDEAF)	659,997	651,836	683,986
MED-FRAGILE	519,360	539,227	550,377
1:1 Aide rate	10,489	11,069	10,926
1:1 Health Aide	12,428	13,391	12,777
SAI ALTERNATIVE EDUCATION (FORMERLY RSP & SDC)	0	303,819	302,597
ASD -RSP*	376,930		
ASD -SDC*	313,996		

**SANTA CLARA COUNTY OFFICE OF EDUCATION - SPECIAL EDUCATION REBENCHING
2022-23 ESTIMATE FOR BLOCK RATES**

Specialized Academic Instruction (SAI)

A

		<u>Classroom Costs:</u>				# Students per FTE
		Position	FTE	Avg. Costs	Cost Per Class (19 ESY)	
Classroom Count:	84	Teacher	1.000	X 177,788 =	177,788	8.64
		Aide	1.532	X 80,192 =	122,854	5.64
February 2022 Enrollment:	726	DIS(APE,VI,OM,IncSpec)	0.139	X 172,983 =	24,056	62.15 *
		SLP	0.305	X 182,087 =	55,555	28.33 *
		BCBA	0.058	X 151,044 =	8,685	150.31 *
		OT/PT	0.216	X 180,529 =	38,995	40.01 *
Avg Class Size Based		Nurse	0.091	X 183,562 =	16,763	94.65 *
On Projections:	8.64	Psychologist	0.088	X 169,009 =	14,917	97.92 *
		Adj. for Classes Not Operating in ESY (See note)			(3,639)	
		Subtotal - Classroom Cost			<u>455,974</u>	

Allocation of Shared Costs (equally distributed to classrooms in all blocks):

Instructional Admin (Director, Principal, SOC, Asst. Director, TOSA, Specialist)	42,116
Other Support Staff (Fin. Analyst, Program Coordinator)	2,502
Substitute for Teachers and Aides	4,981
Custodial/Maintenance/Operations	1,378
Utilities	1,447
Repairs	186
Communications	850
Materials and supplies (Admin, Support Staff & Classrooms)	3,850
Contracted Services	6,964
Legal Costs	567
Other Direct Services (IOSAs for NW SELPA, TDSD, PLUSD, etc.)	535
Mileage & Travel	1,175
Subtotal - Shared Cost	<u>66,551</u>
Total Direct Cost	<u>522,525</u>

Total Direct Cost		522,525
Indirect Cost (object code 7000)	ICR	9.00% <u>47,027</u>
Total - SAI with Indirect Cost		<u>569,552</u>

Note- Extended School Year (ESY): Salaries + Benefits \$ 459,613 = (A)
 (A) X .095 (19 days of ESY / 200 total instructional days) = (B)
 (B) X (# of classes not operating in ESY) 7 = (C)
 (C) / 84 (# of classes SAI) = \$ 3,639

* Student per FTE if total assignment were students in the SAI block.

<u>Estimated Cost Per Student (Based on February 2022 Block Count) :</u>					
<i>-> Final cost will be determined by usage based on October 2022 through April 2023 average</i>					
	Per Class Cost		Total	Enrollment	Est. Cost per Student
Est. Per Class	\$ 569,552	x 84 =	\$ 47,842,368 /	726 =	\$ 65,899
MOU1 & Offsets	\$ (6,874)	x 84 =	\$ (577,447) /	726 =	\$ (795)
Est. Cost	<u>\$ 562,678</u>		<u>\$ 47,264,921</u>		<u>\$ 65,104</u>

**SANTA CLARA COUNTY OFFICE OF EDUCATION - SPECIAL EDUCATION REBENCHING
2022-23 ESTIMATE FOR BLOCK RATES**

Therapeutic

A

		<u>Classroom Costs:</u>				# Students per FTE
		Position	FTE	Avg. Costs	Cost Per Class (19 ESY)	
Classroom Count:	3	Teacher	1.000	X 177,788 =	177,788	7.67
		BCBA Specialist/Analyst	0.058	X 151,044 =	8,685	133.33
		Aide	1.532	X 80,192 =	122,854	5.00
February 2022 Enrollment:	23	DIS(APE,VI,OM,IncSpec)	0.139	X 172,983 =	24,056	55.13 *
		SLP	0.000	X 182,087 =	-	- *
		OT/PT	0.026	X 180,529 =	4,694	294.87 *
Avg Class Size Based On Projections:	7.67	Nurse	0.091	X 183,562 =	16,763	83.96 *
		Psychologist	0.154	X 169,009 =	26,027	49.78 *
		School Therapists	0.500	X 171,169 =	85,585	15.33 *
		Therapy Contracts - TH Only	-	=	-	-
		Adj. for Classes Not Operating in ESY (See note)			(29,542)	
		Subtotal - Classroom Cost			436,910	

Allocation of Shared Costs (equally distributed to classrooms in all blocks):

Instructional Admin(Director,Principal,SOC,Asst.Director,TOSA,Specialist)	42,116
Other Support Staff(Fin.Analyst,Program Coordinator)	2,502
Substitute for Teachers and Aides	4,981
Custodial/Maintenance/Operations	1,378
Utilities	1,447
Repairs	186
Communications	850
Materials and supplies (Admin, Support Staff & Classrooms)	3,850
Contracted Services	6,964
Legal Costs	567
Other Direct Services (IOSAs for NW SELPA,TDSD,PLUSD, etc.)	535
Mileage & Travel	1,175
Subtotal - Shared Cost	66,551
Total Direct Cost	503,461

Total Direct Cost	503,461
Indirect Cost (object code 7000) ICR 9.00%	45,311
Total - TH with Indirect Cost	548,772

Note- ESY: Salaries + Benefits \$ 466,452 = (A)
 (A) X .095 (19 days of ESY / 200 total instructional days) = (B)
 (B) X (# of classes not operating in ESY) 2 = (C)
 (C) / 3 (# of classes in Therapeutic) = \$ 29,542

* Student per FTE if total assignment were students in the Therapeutic block.

<u>Estimated Cost Per Student (Based on February 2022 Block Count) :</u>					
<i>-> Final cost will be determined by usage based on October 2022 through April 2023 average</i>					
	Per Class Cost		Total	Enrollment	Est. Cost per Student
Est. Per Class	\$ 548,772	x 3 =	\$ 1,646,316 /	23 =	\$ 71,579
MOU1 & Offsets	\$ (6,874)	x 3 =	\$ (20,623) /	23 =	\$ (897)
Est. Cost	<u>\$ 541,898</u>		<u>\$ 1,625,693</u>		<u>\$ 70,682</u>

**SANTA CLARA COUNTY OFFICE OF EDUCATION - SPECIAL EDUCATION REBENCHING
2022-23 ESTIMATE FOR BLOCK RATES**

OI Block

A

		<u>Classroom Costs:</u>				<u># Students per FTE</u>
		<u>Position</u>	<u>FTE</u>	<u>Avg. Costs</u>	<u>Cost Per Class (19 ESY)</u>	
Classroom Count:	10	Teacher	1.000	X 177,788 =	177,788	6.80
		Aide	1.732	X 80,192 =	138,892	3.93
February 2022 Enrollment:	68	DIS(APE,VI,OM,IncSpec)	0.139	X 172,983 =	24,056	48.90 *
		SLP	0.220	X 182,087 =	40,059	30.91 *
		OT/PT	0.070	X 180,529 =	12,637	97.14 *
		BCBA	0.000	X 151,044 =	-	
Avg Class Size Based On Projections:	6.80	Nurse	0.160	X 183,562 =	29,370	42.50 *
		Psychologist	0.054	X 169,009 =	9,127	125.93 *
		Adj. for Classes Not Operating in ESY (See note)			(8,207)	
		Subtotal - Classroom Cost			<u>423,722</u>	

Allocation of Shared Costs (equally distributed to classrooms in all blocks):

Instructional Admin(Director,Principal,SOC,Asst.Director,TOSA,Specialist)	42,116
Other Support Staff(Fin.Analyst,Program Coordinator)	2,502
Substitute for Teachers and Aides	4,981
Custodial/Maintenance/Operations	1,378
Utilities	1,447
Repairs	186
Communications	850
Materials and supplies (Admin, Support Staff & Classrooms)	3,850
Contracted Services	6,964
Legal Costs	567
Other Direct Services (IOSAs for NW SELPA,TDSD,PLUSD, etc.)	535
Mileage & Travel	1,175
Subtotal - Shared Cost	<u>66,551</u>
Total Direct Cost	<u>490,273</u>

Total Direct Cost	490,273
Indirect Cost (object code 7000) ICR	9.00% 44,125
Total - OI Indirect Cost	<u>534,398</u>

Note- ESY: Salaries + Benefits \$ 431,929 = (A)
 (A) X .095 (19 days of ESY / 200 total instructional days) = (B)
 (B) X (# of classes not operating in ESY) 2 = (C)
 (C) / 10 (# of classes in OI) = \$ (8,207)

* Student per FTE if total assignment were students in the OI block.

<u>Estimated Cost Per Student (Based on February 2022 Block Count) :</u>					
<i>-> Final cost will be determined by usage based on October 2022 through April 2023 average</i>					
	<u>Per Class Cost</u>		<u>Total</u>	<u>Enrollment</u>	<u>Est. Cost per Student</u>
Est. Per Class	\$ 534,398	x 10 =	\$ 5,343,980 /	68	= \$ 78,588
MOU1 & Offsets	\$ (6,874)	x 10 =	\$ (68,744) /	68	= \$ (1,011)
Est. Cost	<u>\$ 527,524</u>		<u>\$ 5,275,236</u>		<u>\$ 77,577</u>

**SANTA CLARA COUNTY OFFICE OF EDUCATION - SPECIAL EDUCATION REBENCHING
2022-23 ESTIMATE FOR BLOCK RATES**

SN Block

A

		<u>Classroom Costs:</u>				<u># Students per FTE</u>
		<u>Position</u>	<u>FTE</u>	<u>Avg. Costs</u>	<u>Cost Per Class (19 ESY)</u>	
Classroom Count:	2.5	Teacher	1.000	X 177,788 =	177,788	11.20
		Aide	1.732	X 80,192 =	138,892	6.47
February 2022 Enrollment:	28	DIS(APE,VI,OM,IncSpec)	0.139	X 172,983 =	24,056	80.54 *
		SLP	0.220	X 182,087 =	40,059	50.91 *
		OT/PT	0.070	X 180,529 =	12,637	160.00 *
		BCBA	0.000	X - =	-	
Avg Class Size Based On Projections:	11.20	Nurse	0.160	X 183,562 =	29,370	70.00 *
		Psychologist	0.054	X 169,009 =	9,127	207.41 *
		Adj. for Classes Not Operating in ESY (See note)			-	
		Subtotal - Classroom Cost			431,929	

Allocation of Shared Costs (equally distributed to classrooms in all blocks):

Instructional Admin(Director,Principal,SOC,Asst.Director,TOSA,Specialist)	42,116
Other Support Staff(Fin.Analyst,Program Coordinator)	2,502
Substitute for Teachers and Aides	4,981
Custodial/Maintenance/Operations	1,378
Utilities	1,447
Repairs	186
Communications	850
Materials and supplies (Admin, Support Staff & Classrooms)	3,850
Contracted Services	6,964
Legal Costs	567
Other Direct Services (IOSAs for NW SELPA, TDSD, PLUSD, etc.)	535
Mileage & Travel	1,175
Subtotal - Shared Cost	66,551
Total Direct Cost	498,480

Total Direct Cost	498,480
Indirect Cost (object code 7000) ICR	9.00% 44,863
Total - SNF Indirect Cost	543,343

Note- ESY: Salaries + Benefits \$ 431,929 = (A)
 (A) X .095 (19 days of ESY / 200 total instructional days) = (B)
 (B) X (# of classes not operating in ESY) 0 = (C)
 (C) / 2.5 (# of classes in SN) = \$ -

* Student per FTE if total assignment were students in the SN block.

<u>Estimated Cost Per Student (Based on February 2022 Block Count) :</u>					
<i>-> Final cost will be determined by usage based on October 2022 through April 2023 average</i>					
	<u>Per Class Cost</u>		<u>Total</u>	<u>Enrollment</u>	<u>Est. Cost per Student</u>
Est. Per Class	\$ 543,343	x 2.5 =	\$ 1,358,358 /	28	= \$ 48,513
MOU1 & Offsets	\$ (6,874)	x 2.5 =	\$ (17,185.91) /	28	= \$ (614)
Est. Cost	<u>\$ 536,469</u>		<u>\$ 1,341,172</u>		<u>\$ 47,899</u>

**SANTA CLARA COUNTY OFFICE OF EDUCATION - SPECIAL EDUCATION REBENCHING
2022-23 ESTIMATE FOR BLOCK RATES**

DHH Block

A

	Position	FTE		Avg. Costs	Cost Per Class (19 ESY)	# Students per FTE
Classroom Count: 13	Teacher	1.000	X	177,788 =	177,788	7.85
	Aide**	0.839	X	80,192 =	67,276	9.35
February 2022 Enrollment: 102	DIS(APE,VI,OM,IncSpec)	0.139	X	172,983 =	24,056	56.42 *
	SLP	0.240	X	182,087 =	43,701	32.69 *
	OT/PT	0.050	X	180,529 =	9,026	156.92 *
	BCBA	0.000	X	151,044 =	-	
Avg Class Size Based On Projections: 7.85	Nurse	0.058	X	183,562 =	10,647	135.28 *
	Psychologist	0.054	X	169,009 =	9,127	145.30 *
	Interpreter	1.385	X	109,535 =	151,664	5.67 *
	Educational Associate	0.2885	X	98,317 =	28,361	27.20 *
	Audiologist	0.262	X	144,435 =	37,775	30.00 *
	Contract Services (Sign Language Contracts & CART)				1,538	
	Adj. for Classes Not Operating in ESY (See note)				-	
	Subtotal - Classroom Cost				560,959	

Allocation of Shared Costs (equally distributed to classrooms in all blocks):

Instructional Admin(Director,Principal,SOC,Asst.Director,TOSA,Specialist)	42,116
Other Support Staff(Fin.Analyst,Program Coordinator)	2,502
Substitute for Teachers and Aides	4,981
Custodial/Maintenance/Operations	1,378
Utilities	1,447
Repairs	186
Communications	850
Materials and supplies (Admin, Support Staff & Classrooms)	3,850
Contracted Services	6,964
Legal Costs	567
Other Direct Services (IOSAs for NW SELPA, TDSD, PLUSD, etc.)	535
Mileage & Travel	1,175

Subtotal - Shared Cost	66,551
Total Direct Cost	627,510

Total Direct Cost	627,510
Indirect Cost (object code 7000) ICR 9.00%	56,476
Total - DHH with Indirect Cost	683,986

Note- ESY: Salaries + Benefits \$ 559,421 = (A)
 (A) X .095 (19 days of ESY / 200 total instructional days) = (B)
 (B) X (# of classes not operating in ESY) 0 = (C)
 (C) / 13 (# of classes in DHH) = \$ -

* Student per FTE if total assignment were students in the Deaf block.
 **Aides reduced in Deaf block due to use of Educational Associates.

Estimated Cost Per Student (Based on February 2022 Block Count) :					
<i>-> Final cost will be determined by usage based on October 2022 through April 2023 average</i>					
	Per Class Cost		Total	Enrollment	Est. Cost per Student
Est. Per Class	\$ 683,986	x 13 =	\$ 8,891,818 /	102 =	\$ 87,175
MOU1 & Offsets	\$ (6,874)	x 13 =	\$ (89,367) /	102 =	\$ (876)
Est. Cost	<u>\$ 677,112</u>		<u>\$ 8,802,451</u>		<u>\$ 86,299</u>

**SANTA CLARA COUNTY OFFICE OF EDUCATION - SPECIAL EDUCATION REBENCHING
2022-23 ESTIMATE FOR BLOCK RATES**

A

MF Block

		<u>Classroom Costs:</u>				<u># Students per FTE</u>
		<u>Position</u>	<u>FTE</u>	<u>Avg. Costs</u>	<u>Cost Per Class (19 ESY)</u>	
Classroom Count:	11	Teacher	1.000	X 177,788 =	177,788	6.91
		Aide	1.632	X 80,192 =	130,873	4.23
February 2022 Enrollment:	76	DIS(APE,VI,OM,IncSpec)	0.139	X 172,983 =	24,056	49.68 *
		SLP	0.100	X 182,087 =	18,209	69.09 *
		OT/PT	0.150	X 180,529 =	27,079	46.06 *
		BCBA	0.000	X 151,044 =	-	
Avg Class Size Based On Projections:	6.91	Nurse	0.300	X 183,562 =	55,069	23.03 *
		Psychologist	0.054	X 169,009 =	9,127	127.95 *
		Adj. for Classes Not Operating in ESY (See note)			(3,819)	
		Subtotal - Classroom Cost			438,382	

Allocation of Shared Costs (equally distributed to classrooms in all blocks):

Instructional Admin(Director,Principal,SOC,Asst.Director,TOSA,Specialist)	42,116
Other Support Staff(Fin.Analyst,Program Coordinator)	2,502
Substitute for Teachers and Aides	4,981
Custodial/Maintenance/Operations	1,378
Utilities	1,447
Repairs	186
Communications	850
Materials and supplies (Admin, Support Staff & Classrooms)	3,850
Contracted Services	6,964
Legal Costs	567
Other Direct Services (IOSAs for NW SELPA,TDSD,PLUSD, etc.)	535
Mileage & Travel	1,175
Subtotal - Shared Cost	66,551
Total Direct Cost	504,933

Total Direct Cost			504,933
Indirect Cost (object code 7000)	ICR	9.00%	45,444
Total - MF with Indirect Cost			550,377

Note- ESY: Salaries + Benefits \$ 442,201 = (A)
 (A) X .095 (19 days of ESY / 200 total instructional days) = (B)
 (B) X (# of classes not operating in ESY) 1 = (C)
 (C) / 11 (# of classes in MF) = \$ 3,819

* Student per FTE if total assignment were students in the MF block.

<u>Estimated Cost Per Student (Based on February 2022 Block Count) :</u>					
<i>-> Final cost will be determined by usage based on October 2022 through April 2023 average</i>					
	<u>Per Class Cost</u>		<u>Total</u>	<u>Enrollment</u>	<u>Est. Cost per Student</u>
Est. Per Class	\$ 550,377	x 11 =	\$ 6,054,147 /	76 =	\$ 79,660
MOU1 & Offsets	\$ (6,874)	x 11 =	\$ (75,618) /	76 =	\$ (995)
Est. Cost	<u>\$ 543,503</u>		<u>\$ 5,978,529</u>		<u>\$ 78,665</u>

**SANTA CLARA COUNTY OFFICE OF EDUCATION - SPECIAL EDUCATION REBENCHING
2022-23 ESTIMATE FOR BLOCK RATES**

SAI Alternative Education

(Formerly Resource & Intensive Blocks)

Classroom Costs:

Classroom Count:	4	Position	FTE	X	Avg. Costs	=	Cost Per Class (19 ESY)
		SDC Teacher	1.000	X	177,788	=	177,788
		Aide	0.750	X	80,192	=	60,144
		DIS	0.100	X	172,983	=	17,298
		Psychologist at AED	0.100	X	169,009	=	16,901
		Program Specialist at AED	0.000	X	-	=	-
		Therapist at AED	0.000	X	-	=	-
		Subtotal - Classroom Cost					272,131

Allocation of Shared Costs (equally distributed to intensive classes)

Substitute	4,981
Other (Materials & Supplies)	500
Subtotal - Shared Cost	5,481
Total Direct Cost	277,612

Total Direct Cost		277,612
Indirect Cost (object code 7000)	ICR	9.00%
Total - Intensive with Indirect Cost		302,597

**SANTA CLARA COUNTY OFFICE OF EDUCATION - SPECIAL EDUCATION REBENCHING
2022-23 ESTIMATE FOR BLOCK RATES**

A

	1:1 rate with 9% Indirect Rate 21-22	1:1 rate with 9% Indirect Rate 22-23	% Change
1:1 Aide Rate	\$11,069	\$10,926	-1.29%
1:1 SPHC Rate	\$13,391	\$12,777	-4.59%

NOTES:

Example for 1:1 Aide calculation, 6 hours daily for the entire year = \$10,926 x 6 = \$65,556

SANTA CLARA COUNTY OFFICE OF EDUCATION - SPECIAL EDUCATION REBENCHING
2022-23 ESTIMATED TOTAL ANNUAL BUDGETS BY BLOCK

B

Total Programs	Specialized Academic Instruction (SAI)		Therapeutic (TH)		Orthopedic Impairment (OI)		Skilled Nursing Facility (SN)		Deaf & Hard of Hearing (DHH)		Medically Fragile (MF)		SAI Alternative Education (Stand Alone)		
	Annual Budget	Per Class	Per Block	Per Class	Per Block	Per Class	Per Block	Per Class	Per Block	Per Class	Per Block	Per Class	Per Block	Per Class	Per Block
Est. Number of Classes	127.5	84.0	3.0	10.0	2.5	13.0	4.0								
Projected Enrollment	1,023	726	23	68	28	102	76								

Estimated Cost

Classroom Costs:	Per Class	Per Block	Per Class	Per Block	Per Class	Per Block	Per Class	Per Block	Per Class	Per Block	Per Class	Per Block	Per Class	Per Block
1000 Certificated Salaries	26,921,108	18,004,168	229,762	689,286	199,551	1,995,507	203,416	508,539	220,312	2,854,051	204,100	2,245,095	153,616	614,463
2000 Classified Salaries	12,775,554	8,233,680	71,111	213,333	88,996	889,960	90,720	226,800	155,899	2,026,687	94,778	1,042,558	35,634	147,536
3000 Employee Benefits	18,393,916	12,049,884	135,713	407,138	135,061	1,350,610	137,679	344,198	183,124	2,380,612	139,109	1,530,199	82,819	331,276
5000 Services, Other Operating Exp	42,206	14,084	325	976	114	1,143	114	286	1,624	21,117	396	4,351	62	249
Subtotal Classroom Costs	58,132,785	38,301,816	435,911	1,310,733	423,722	4,237,220	431,929	1,079,823	560,959	7,292,467	438,382	4,822,202	272,131	1,088,524

Allocation of Shared Costs (equally distributed to classrooms in all blocks):

1000 Certificated Salaries	2,039,163	16,459	49,377	16,459	16,459	164,590	16,459	41,148	16,459	213,967	16,459	181,049	1,619	6,476
2000 Classified Salaries	2,278,291	1,542,492	18,363	55,089	18,363	183,630	18,363	45,908	18,363	238,719	18,363	201,993	2,615	10,460
3000 Employee Benefits	1,779,544	1,208,340	14,384	43,152	14,385	143,850	14,385	35,963	14,385	187,005	14,386	158,246	747	2,988
4000 Books and Supplies	477,464	323,400	3,850	11,550	3,850	38,500	3,850	9,625	3,850	50,050	3,849	42,339	500	2,000
5000 Services, Other Operating Exp	1,666,509	1,133,496	13,494	40,482	13,494	134,940	13,494	33,735	13,494	175,422	13,494	148,434	-	-
6000 Capital Outlay	-	-	-	-	-	-	-	-	-	-	-	-	-	-
Subtotal Shared Costs	8,240,970	5,990,284	66,550	199,650	66,551	665,510	66,551	166,378	66,551	885,163	66,551	732,061	5,481	21,924

7000 Other Outgo / Transfers Out	5,973,621	3,950,268	45,311	135,933	44,125	441,250	44,863	112,158	56,476	734,188	45,444	499,884	24,985	99,940
Total Cost	72,347,375	47,942,368	548,772	1,646,316	594,398	5,343,980	543,343	1,358,358	683,986	8,891,818	550,377	6,054,147	302,597	1,210,388
Total Cost After MOU & Offsets	71,498,391	47,264,921	541,898	1,625,693	527,524	5,275,236	536,469	1,341,172	677,112	8,802,451	543,503	5,978,529	302,597	1,210,388

Estimated Cost Per Student	65,899	71,579	78,588	48,513	87,175	79,660
MOU & Other Offsets	(795)	(887)	(1,011)	(514)	(876)	(995)
Estimated Cost Per Student @ 19 ESY	65,104	70,682	77,577	47,899	86,299	78,665

Note:

1. Grayed areas are specific to block, unshaded areas are equal per class.
2. Estimated Cost Per Student is based on February 2022 Block Count. Final cost will be determined based on monthly average (October thru April) as determined by SELPA Fiscal Analyst

SANTA CLARA COUNTY OFFICE OF EDUCATION - SPECIAL EDUCATION REBENCHING
 COMPARISON OF 2021-22 TO 2022-23 ESTIMATED BLOCK RATES
 PRELIMINARY RATES @ 127.5 CLASSES WITH 9% INDIRECT RATE

C

Program	2021-22 Estimated Block Rates (April 2021)						2022-23 Estimated Block Rates						Increase/(Decrease)			
	2021-22 Est. # of Classes	Est. Block Rates	Total Enrollment Feb 2021	Average # of students	Rate per student	Est. Total Program Cost	2022-23 Est. # of Classes	Est. Block Rates	Total Enrollment Feb 2022	Average # of students	Rate per student	Est. Total Program Cost	Increase in BLOCK rates \$	Increase/(decrease in per student rate) %		
													\$	%		
Specialized Academic Instruction (SAI)	87.00	539,521	829	9.53	56,620	46,938,327	84.00	569,552	726	8.64	65,899	47,842,368	30,031	6%	9,278	16%
Therapeutic (TH)	4.00	507,924	36	9.00	56,436	2,031,696	3.00	548,772	23	7.67	71,579	1,646,316	40,848	8%	15,143	27%
Orthopedic Impairment (OI)	10.00	513,126	72	7.20	71,268	5,131,260	10.00	534,398	68	6.80	78,588	5,343,980	21,272	4%	7,320	10%
Skilled Nursing Facility (SN)	2.50	534,225	25	10.00	53,423	1,335,563	2.50	543,343	28	11.20	48,513	1,358,358	9,118	2%	(4,910)	-9%
Deaf & Hard of Hearing (DHH)	13.00	651,836	111	8.54	76,341	8,473,868	13.00	683,986	102	7.85	87,175	8,891,818	32,150	5%	10,834	14%
Medically Fragile (MF)	11.00	539,227	83	7.55	71,464	5,931,497	11.00	550,377	76	6.91	79,660	6,054,147	11,150	2%	8,196	11%
Specialized Academic Instruction (SAI/Alt. Ed.)	4.00	303,819				1,215,276	4.00	302,597				1,210,388	(1,222)	0%	-	
Total	131.50		1,156			71,057,487	127.50		1,023			72,347,375				

Summary of changes:

1. SAI: Consolidated three classes.
2. TH: Consolidated one class.
3. PERS (+3.19%) and STHS (+2.18%) changes.
4. Step and column salary increases.

2022-23 ESTIMATED SCCOE SPECIAL ED PROGRAM FUNDING

COE PROGRAM COSTS:

2022-23 *Proposed Block Rates*										
PROGRAM BLOCK	OCT	NOV	DEC	JAN	FEB Act	MAR	APR	AVERAGE	RATE PER CLASS	TOTAL COST
SAI (FORMERLY BASIC & AUTISM)					84.00			84.00	X \$	569,552 = \$ 47,842,368
SNF					2.50			2.50	X \$	543,343 = \$ 1,358,358
THERAPEUTIC (FORMERLY E.D.)					3.00			3.00	X \$	548,772 = \$ 1,646,316
LOW INCID.(OI)					10.00			10.00	X \$	534,398 = \$ 5,343,980
LOW INCID.(DEAF)					13.00			13.00	X \$	683,986 = \$ 8,891,818
MED.FRAGILE					11.00			11.00	X \$	550,377 = \$ 6,054,147
SUBTOTAL (1)	-	-	-	-	123.50	-	-	123.50		\$ 71,136,987
1:1 SPHC AIDES								213.61	X \$	12,777 = \$ 2,729,341
1:1 AIDES (HRS/DAY)								1,189.70	X \$	10,926 = \$ 12,998,712
SUBTOTAL (2)										\$ 86,865,040
ADD IN LCI COST SHARE: DISTRICT-SERVED, TRANSPORTATION, CCS										
FACILITIES COSTS (AFTER DISTRIBUTION OF EXCESS FACILITIES REVENUE)										\$ 2,264,328
AAC									to NPS/LCI	\$ 715,525
MAXIM/NURSING SERVICES									\$ 182,426	\$ 736,353
DIS APE										\$ 254,274
DIS VISION / O & M										\$ 464,589
HOME TEACHING									\$ 354,296	\$ 354,296
MISCELLANEOUS										\$ -
DHOH										\$ 268,456
										\$ 91,922,860
SAI Alternative Education					4.00			4.00	X \$	302,597 = \$ 1,210,388
SUBTOTAL (3)										\$ 1,210,388
GRAND TOTAL										\$ 93,133,248

Notes:
 *Does not include Infant Program or NPS/LCI (which are funded separately via J-50, State Aid to COE)
 *Very Important Change at 2013/2014 P2 Certification, July 2014: County Office Funds Transfer - RL Transfer REMOVED from Offsetting Revenues resulting to increased Sp Ed Revenue transferred from districts to COE

REVENUE SOURCES FOR PAYING THE ABOVE COE PROGRAM COSTS:

OTHER OFFSETTING REVENUE FOR BLOCK CLASSES		\$ 257,977												
DISTRICT PAYMENTS TO COE (BLOCKS)		\$ 89,991,975												
LESS PY CARRYOVER CREDITS - NW SELPA DISTRICTS (SELPA 1,2,7)		\$ -												
PY ADJ (PAYMENT OF PY DEFICIT ON SELPA III JUVENILE COURT GRANT)-NW SELPA		\$ -												
LESS FACILITIES EXCESS														
INVOICED TUITION COSTS (OUT-OF-COUNTY DISTRICTS, INVOICED BY SPED PROGRAM)		\$ 375,246												
FROM OUT OF HOME BED COUNT- FOR NW SELPA COST SHARE		\$ 478,736												
SUBTOTAL (1)		\$ 91,103,934												
COE LCFF Transition Calculation														
ASD SPECIAL ED SERVICES														
LCFF FOR SDC ADA IN ALT ED (SPECIAL ED NICS BASE+JCS BASE)		\$ 271,387												
TRANSFER FROM SELPA III OF JUV. COURT GRANT (LESS DEFICIT FACTOR)		\$ -												
ESTIMATED "OTHER SOURCE" REVENUES FOR SDC IN ASD CLASSES		\$ -												
FROM DISTRICTS FOR SDC IN ASD, BY USAGE (ADA)		\$ -												
FROM DISTRICTS FOR SAI Alternative Education		\$ 886,197												
INVOICED TO OUT-OF-COUNTY DISTRICTS BY SCCOE SPECIAL ED - RSP/ASD		\$ 52,804												
SUBTOTAL (2)		\$ 1,210,388												
GRAND TOTAL		\$ 92,314,322												
<table border="0" style="margin: auto;"> <tr> <td>Rev sources - COE Costs</td> <td style="text-align: right;">\$ (818,927)</td> </tr> <tr> <td>Net Facilities Fees Collected/(Deficit)</td> <td style="text-align: right;">\$ (806,291)</td> </tr> <tr> <td>Miscellaneous Facilities Revenue</td> <td style="text-align: right;">(12,636)</td> </tr> <tr> <td>Recon variance from SE SELPA</td> <td></td> </tr> <tr> <td>PY Carryover Credits to districts - NW SELPA</td> <td style="text-align: right;">- \$ (818,927)</td> </tr> <tr> <td>Variance</td> <td style="text-align: right;">0</td> </tr> </table>			Rev sources - COE Costs	\$ (818,927)	Net Facilities Fees Collected/(Deficit)	\$ (806,291)	Miscellaneous Facilities Revenue	(12,636)	Recon variance from SE SELPA		PY Carryover Credits to districts - NW SELPA	- \$ (818,927)	Variance	0
Rev sources - COE Costs	\$ (818,927)													
Net Facilities Fees Collected/(Deficit)	\$ (806,291)													
Miscellaneous Facilities Revenue	(12,636)													
Recon variance from SE SELPA														
PY Carryover Credits to districts - NW SELPA	- \$ (818,927)													
Variance	0													

Note:
 *This estimate assumes that LCFF for SCCOE Sp Ed Pupils continues to go to Districts of Residence, and does not offset costs to districts for SCCOE

SCCOE SPECIAL ED "OTHER OFFSETTING REVENUES"

	2022-23
1) "Goldfinger FRZ" 24.27 units , (18.45 SDC and 5.82 DIS)	\$ _____
Revenue transfer from SELPA III Base Funding	
18.45 SDC 1 Aide x \$89,516 = \$1,651,570	
5.82 DIS x \$66,762 = \$388,555	
Calculated at CDE posted Transfer Rates	
less basic entitlement deficit factor	
0.000000%	\$ _____
Less \$52 from MOU 2 Imbalance	_____
2) COE Base Year (97/98) Extended Year Funding	\$ _____
Revenue transfer from SELPA III Base Funding	
less basic entitlement deficit factor	
0.0000000000	\$ _____
3) NPS/NPA Column A, B Base Year Reimbursements	\$ _____
Revenue transfer from SELPA III Base Funding less SELPA II, III OT	\$ _____
less OT	\$ _____
less basic entitlement deficit factor	\$ _____
0.0000000000 <i>total deficit</i>	0 _____
Subtotal MOU #1	\$ -
SELPA Base Rate MOU, effective 2021-22	\$ -
4) Federal Local Assistance (COE)	
<i>Removed from "Other Revenue Sources" and counted for each district as partial payment of SCCOE services</i>	
5) Federal Preschool Local Entitlement (COE Re 3320)*	\$ -
<i>*Update! Effective 2018-19, Re 3320 will be consolidated into Re 3310</i>	
6) Federal Preschool Grant (COE Re 3315)	\$ 65,875
6.A) Federal Preschool Grant ARP (COE Re 3308)	\$ -
<i>It will be updated with each year's current grant amount when known</i>	
7) Estimated Lottery Funds	\$ 192,102
<i>Updated for 22-23 BD 3/21/22</i>	
8) Revenue Received from Leases	\$ -
9) Payment of PRIOR YEAR DEFICIT	\$ -
10) Revenue Limit Transfer from Districts to COE	\$ -
<i>Discontinued beginning 2013/2014.</i>	
<i>Districts keep LCFF funds, but contribute more Sp Ed \$</i>	
Total COE Revenue from "Other Sources"	\$ 257,977
Divided by total number of Block Classes	<u>123.50</u>
Equals deduct per class for COE Sp.Ed. Revenue received from "Other Sources"	\$ 2,089

SCCOE SPECIAL ED COSTS and DISTRICT-SELPA COST SHARE

3/28/2022	1:1 AIDE COSTS			DIS SERVICES (IN DISTRICT PROGRAMS)										TOTAL COSTS \$ BLOCK + 1:1 AIDE/SPHC + DIS SERVICES
	DISTRICT	1:1 SPHC (HEALTH) AIDES	1:1 AIDES	ORIENTATION & MOBILITY (O & M)	VISION (V)	ADAPTIVE PHYSICAL EDUCATION (APE)	DEAF & HARD OF HEARING (DHOH) INCLUDES AUDIOLOGIST	TRANSPORTATION	NURSING - MAXIM/RO PREMIER/CONSTAL KIDS	ALTERNATIVE EDUCATION/ COMMUNICATION/ ASSISTIVE TECHNOLOGY TEAM (AAC/AT)	HOME TEACHING	TOTAL		
	RATE PER HOUR PER YEAR	RATE PER HOUR PER YEAR	Average Hour/Year	3/15/2022	3/15/2022	3/15/2022	3/15/2022	3/15/2022	3/15/2022	3/15/2022	3/15/2022	3/15/2022		
	\$	\$		Total Cost \$	Total Cost \$	Total Cost \$	Total Cost \$	Total Cost \$	Total Cost \$	Total Cost \$	Total Cost \$	Total Cost \$		
LOS ALTOS	-	-	-	-	11,155	36,939	12	-	-	15,932	-	63,438		
PALO ALTO	-	-	-	-	10,730	-	-	-	-	3,792	-	14,523		
MAYLISALITOS	5.45	69,693	3.82	17,625	33,651	9,466	18,051	-	6,954	17,107	-	62,832		
MV/WISHMAN	-	-	-	-	-	-	-	-	-	45,135	-	110,851		
SELPA I	5.45	69,693	3.62	23,105	11,155	90,389	18,063	-	26,129.75	17,307	-	185,988		
FREMONT	11.45	146,355	62.73	-	-	-	-	-	37,546	2,459	-	40,004		
SUNNYVALE	-	-	22.55	-	-	15,529	-	55,952	50,625	-	-	122,106		
CLIPPERTINO	-	-	27.89	-	4,688	8,909	6,704	-	72,240	-	-	92,741		
SELPA II	11.45	146,355	303.16	-	4,888	8,909	15,529	62,657	160,410.83	2,459	-	254,852		
SCCOE - DISCOVERY 1	-	-	-	-	-	-	-	-	-	-	-	-		
CAMBRIAN	22.80	291,258	10.84	14,667	24,243	212	17,064	-	8,557	-	-	64,762		
CAMPBELL/ELEM	8.86	113,251	50.38	12,225	60,464	54,228	24,291	232,933	24,291	15,878	-	400,028		
CAMPBELL/HIGH	12.27	156,809	86.28	24,232	40,561	-	25,241	-	14,927	-	-	104,961		
LOMA PUEBLO	-	-	-	-	8,437	-	6,472	-	7,629	-	-	22,538		
LOS GATOS/ELEM	5.45	69,693	12.55	-	18,998	15,153	1,118	-	36,944	74,213	-	132,164		
LOS GATOS/ELEM	6.73	85,954	0.38	-	4,394	4,229	17,662	-	12,892	-	-	35,156		
LUTH BURBANK	-	-	-	-	-	273	-	-	-	273	-	262,900		
MICRELAND	6.73	85,954	13.73	2,850	5,909	32,744	4,583	-	23,043	-	-	59,146		
SARATOGA	-	-	-	5,497	31,896	83,147	17,955	-	36,156	-	-	133,200		
UNION	2.18	27,877	12.55	-	2,814	5,169	-	-	1,860	-	-	235,604		
LAKESIDE	-	-	-	59,470	197,717	154,976	151,972	28,118	184,228.22	28,580	-	9,863		
SELPA III	65.02	830,795.39	386.20	-	-	-	-	-	-	-	-	14,702.321		
SCCOE - DISCOVERY 2	-	-	-	-	-	-	-	-	-	-	-	-		
SAN JOSE UNIF	26.18	334,525	198.84	-	7,399	-	16,120	168,945	106,131	8,896	-	307,491		
SELPA IV	26.18	334,525	198.84	-	7,399	-	16,120	168,945	106,131.31	8,896	-	14,156,250		
ALUMI ROCK	12.55	160,293	22.28	-	-	-	-	-	1,655	-	-	1,655		
BERRYSSA	6.55	6,969	24.55	17,405	-	-	-	-	15,740	-	-	31,146		
EAST SIDE	47.41	605,746	359.32	9,852	34,112	-	6,663	-	30,036	193,568	-	274,252		
EVERGREEN	6.00	76,662	10.21	-	-	-	19,872	-	-	-	-	19,872		
FREMONT/HILL	11.00	140,547	20.45	-	-	-	1,768	-	15,547	27,863	-	45,198		
MILITAS	7.64	97,570	20.38	-	-	-	1,153	-	65,636	53,882	-	139,588		
MIT PLEASANT	-	-	1.64	11,821	-	-	-	-	-	-	-	11,821		
OAK GROVE	-	-	44.82	18,133	26,203	-	34,751	82,537	19,141	5,527	-	190,290		
ORCHARD	-	-	6.55	-	-	-	24,974	4,684	29,667	-	-	500,774		
GILROY	-	-	51.20	1,043	-	-	21,036	6,925	50,066	12,995	-	63,928		
MORGAN HILL	-	-	70.25	12,630	-	-	1,233	-	50,066	-	-	63,928		
SELPA V	85.14	1,087,787	622.05	70,883	60,315	-	65,409	104,182	163,091.39	297,255	-	851,226		
SANTA CLARA	20.36	260,186	64.55	-	29,617	-	1,273	29,385	75,533	-	-	135,808		
SELPA VII	20.36	260,186	64.55	-	29,617	-	1,273	29,385	75,533.00	-	-	135,808		
OUT OF COUNTY (SCQUEL ELEM/ FREMONT UNIFIED)	-	-	1.09	-	-	-	-	-	-	-	-	-		
TOTAL OUT OF COUNTY	-	-	1,189.70	153,498	311,091	254,274	268,456	182,426.07	715,524.50	354,296	-	2,793,493		
GRAND TOTAL	213.61	2,739,341	1,189.70	153,498	311,091	254,274	268,456	182,426.07	715,524.50	354,296	-	2,793,493		

NURSING TO Breakdown (Transfer to OH): 3/15/22

CHARGED TO OUT OF HOME CARE

NURSING (A Breakdown) (Transfer to OH): 3/15/22

Children's Haveny Center

BO HEALTH

PREMIER HEALTHCARE

NORTH

TOTAL

114,952

67,494

88,728

SCCOE SPECIAL ED COSTS and DISTRICT-SELPA COST SHARE

3/29/2022	LCI - SCCOE BLOCK COST SHARE		FACILITIES/LEASE AGREEMENT										TOTAL FACILITIES/COMPENSATION/ (FEE)		CHARGE TO DISTRICT FOR COE PROVIDING CUR TOTAL
	DEDUCT FOR COE LCI PUPILS	ADD LCI CHARGE BY ADA	NET LCI CHARGE	2021-22 EXP-P-1 ADA	% OF TOTAL ADA	RESPONSIBLE FOR LCI PUPILS BASED ON % OF TOTAL ADA	AVE # OF PUPILS IN BLOCK	DEC&APR (MINUS) LCI PUPILS IN BLOCK (PLUS) % SHARE OF LCI IN BLOCK	NUMBER OF NEW CONSTRUCTION	NUMBER OF HANDSPACE CLASSROOMS PROVIDED BY DISTRICT	TOTAL NUMBER OF CLASSROOMS FOR CREDIT	SPACES FOR CREDIT	NUMBER OF SPACES	OVER/FAIR SHARE	
DISTRICT				AVER # OF PUPILS IN BLOCK		39.00		OPTION 1 CREDIT	100%	65%					1/13/2022
LOS ALTOS	-	56,737	56,737	3,283.62	2.71%	1.06	1,0584	0.0	0.0	0.0	0.0000	0.0000	0.0000	(1,0584)	(4,152)
PALO ALTO	-	171,207	171,207	9,908.51	8.12%	3.19	3,1937	0.0	0.0	0.0	0.0000	0.0000	0.0000	(3,1937)	(12,529)
MV4/LOS ALTOS	-	72,647	72,647	4,204.43	3.47%	1.36	5,3531	0.0	0.0	0.0	0.0000	0.0000	0.0000	(5,3531)	(21,009)
MV/WHISKEYAN	-	73,926	73,926	4,278.45	3.52%	1.38	2,9730	0.0	0.0	0.0	0.0000	0.0000	0.0000	(2,9730)	(9,333)
SELPA I	-	374,517	374,517	21,674.99	17.91%	6.99	11,9862	0.0	0.0	0.0	0.0000	0.0000	0.0000	(11,9862)	(47,023)
FREMONT	(125,253)	163,514	38,261	9,916.44	8.20%	3.20	26,1962	2.0	2.0	2.0	13,8400	13,8400	13,8400	(12,3662)	(48,475)
SUNNYVALE	-	69,869	69,869	4,237.24	3.50%	1.37	8,3657	0.0	0.0	0.0	0.0000	0.0000	0.0000	(8,3657)	(32,820)
CUPERTINO	-	224,699	224,699	13,627.08	11.26%	4.39	16,3922	0.0	0.0	0.0	0.0000	0.0000	0.0000	(16,3922)	(64,309)
SELPA II	(125,253)	458,081	332,828	27,780.76	23.96%	8.95	50,9542	2.0	2.0	2.0	13,8	13,8	13,8	(37,1442)	(145,083)
SCCOE - DISCOVERY 1					0.00%	-	0.0000	0.0	0.0	0.0	0.0000	0.0000	0.0000	0.0000	0
CAMBRIAN	(1,057,264)	48,229	(1,009,035)	2,881.34	2.38%	0.93	4,9286	2.0	2.0	2.0	2,65	18,3380	13,4094	52,607	(43,742)
CAMPBELL ELEM	(434,936)	99,191	(335,745)	5,925.50	4.90%	1.91	31,9299	3.0	3.0	3.0	20,7600	20,7600	11,6299	(43,742)	(39,926)
CAMPBELL HIGH	(902,194)	135,738	(766,456)	8,106.76	6.70%	2.61	51,6136	6.0	6.0	6.0	10,55	73,0060	21,3924	(18,443)	(4,443)
LOMA PRIETA	-	6,887	6,887	413.43	0.34%	0.13	1,1326	0.0	0.0	0.0	0.0000	0.0000	0.0000	(1,1326)	(4,443)
LG-SARATOGA	-	53,924	53,924	3,221.58	2.68%	1.04	6,0883	0.0	0.0	0.0	0.0000	0.0000	0.0000	(6,0883)	(23,688)
LOS GATOS ELEM	-	42,081	42,081	2,513.83	2.06%	0.81	1,8102	0.0	0.0	0.0	0.0000	0.0000	0.0000	(1,8102)	(7,102)
LUTH-BURBANK	-	6,727	6,727	401.83	0.33%	0.13	4,1235	0.0	0.0	0.0	0.0000	0.0000	0.0000	(4,1235)	(16,201)
MORELAND	-	64,901	64,901	3,877.08	3.20%	1.25	16,2496	5.0	5.0	5.0	34,6000	18,3504	71,991	34,6000	56,544
SARATOGA	-	26,119	26,119	1,560.29	1.22%	0.50	1,0229	2.0	2.0	2.0	2,30	15,9160	14,4131	56,544	56,544
UNION	-	88,692	88,692	5,298.30	4.38%	1.71	14,7077	5.5	5.5	5.5	11,08	76,2930	61,5853	241,607	(74,806)
LAKESIDE	-	1,064	1,064	63.57	0.05%	0.02	0,0205	0.0	0.0	0.0	0.0000	0.0000	0.0000	(0,0205)	(160)
SELPA III	(2,394,395)	573,554	(1,820,841)	34,263.08	28%	11,0435	134,0435	22.5	22.5	22.5	34,53	104,8765	411,416	(74,806)	(74,806)
SCCOE - DISCOVERY 2					0.00%	-	0.0000	0.0	0.0	0.0	0.0000	0.0000	0.0000	0.0000	0
SAN JOSE UNIF	-	416,404	416,404	24,036.77	19.87%	7.75	168,7474	47.0	47.0	47.0	50,60	350,1920	281,4046	711,672	(303,178)
SELPA IV	-	416,404	416,404	24,036.77	19.87%	7.75	168,7474	47.0	47.0	47.0	50,60	350,1920	281,4046	711,672	(303,178)
ALUM ROCK	-	8,850,050	8,850,050	6,671.28	5.28%	2.13	42,6087	5.0	5.0	5.0	7,00	48,4400	21,8442	(85,109)	(85,109)
BERRYESSA	-	2,016,136	2,016,136	120,208.51	100.00%	2.45	55,4616	11.0	11.0	11.0	14,55	100,8860	99,6229	(390,833)	(390,833)
EAST SIDE	-	6,610,87	6,610,87	3,221.58	2.68%	1.04	6,0883	0.0	0.0	0.0	0.0000	0.0000	0.0000	(6,0883)	(23,688)
EVERGREEN	-	6,610,87	6,610,87	3,221.58	2.68%	1.04	6,0883	0.0	0.0	0.0	0.0000	0.0000	0.0000	(6,0883)	(23,688)
FR-MCKINLEY	-	30,010,73	30,010,73	1,820,841	15.00%	2.41	25,4140	0.0	0.0	0.0	0.0000	0.0000	0.0000	(25,4140)	(99,702)
MULTITAS	-	2,031,28	2,031,28	9,481.00	7.94%	2.29	87,2852	3.0	3.0	3.0	4,30	29,7560	57,5302	(225,695)	(225,695)
MIT PLEASANT	-	9,481,00	9,481,00	834,449	6.87%	0.20	6,2012	5.0	5.0	5.0	34,6000	28,3898	111,412	34,6000	111,412
OAK GROVE	-	10,652,46	10,652,46	8,074.19	6.47%	1.93	34,9325	2.0	2.0	2.0	1,30	8,9560	(25,9365)	(101,752)	(101,752)
ORCHARD	-	95,381,47	95,381,47	300,000	250.00%	23.00	609,0000	48.0	48.0	48.0	63,70	427,0	(182,0363)	(714,140)	(714,140)
GILROY	-	218,356	218,356	13,244.01	10.96%	4.27	44,2687	2.0	2.0	2.0	13,8400	13,8400	30,4287	(119,276)	(119,276)
MORGAN HILL	-	218,356	218,356	13,244.01	10.96%	4.27	44,2687	2.0	2.0	2.0	13,8400	13,8400	30,4287	(119,276)	(119,276)
SELPA VII	-	218,356	218,356	13,244.01	10.96%	4.27	44,2687	2.0	2.0	2.0	13,8400	13,8400	30,4287	(119,276)	(119,276)
SANTA CLARA	-	218,356	218,356	13,244.01	10.96%	4.27	44,2687	2.0	2.0	2.0	13,8400	13,8400	30,4287	(119,276)	(119,276)
OUT OF COUNTY (SCHOOL ELEM/ FREMONT UNIFIED)	-	-	-	-	0.00%	-	4,0000	0.0	0.0	0.0	-	-	(4,0000)	(15,692)	(15,692)
TOTAL OUT OF COUNTY	-	-	-	-	0.00%	-	4,0000	0.0	0.0	0.0	-	-	(4,0000)	(15,692)	(15,692)
GRAND TOTAL	(2,519,648)	2,040,912	(478,736)	216,381.08	200.00%	62.00	1,023,300	121.50	121.50	121.50	150.83	1,043.71	20.71	81,244	(377,984)

Excess funds fro 478,736
 2,519,648
 (2,519,648)

Facilities Charges:
 Warrants for compensation to districts that are overproviding : \$ (1,526,645)
 ad) to compensation 6/29/21 \$ 12,656
 Facilities Costs 3/15/21 \$ (250,577)
 Facilities Costs-new construction 7/15/21 \$ (487,106)
 Total Facilities Policy Costs \$ (2,264,678)
 Net Rev. Generated from Districts who are underproviding \$ 1,445,401
 Facilities Excess (deficit) Projected \$ (806,277)

Payments for SCCOE custodial costs (per agreement SCCOE provided custodial costs on behalf of some districts (SUSD, SCU, SD, Union); charges (government to SCCOE) will be directly deducted from district's facilities compensation
 Net Facilities Excess (deficit) Projected \$ 377,984
 Net Facilities Comp \$ 1,596,645

SCCOE SPECIAL ED COSTS and DISTRICT-SELPA COST SHARE

DISTRICT	SUMMARY OF SCCOE SPECIAL ED COSTS						DISTRICT LCI+CCS MTU COSTSHARE					
	FACILITIES COMPENSATION "NET OF CUSTODIAL COSTS" (CREDITED SEPARATELY AT YEAREND)	BLOCK ENROLLMENT COSTS	1:1 AIDES COSTS	DIS SERVICES	NET LCI COSTS SHARED BY ADA	FACILITIES FEES	TOTAL SCCOE SPECIAL ED COSTS (EXCLUDING FACILITIES COMPENSATION & SPED IN ALT ED)	DEDUCT FOR LCI PUPILS SERVED IN DISTRICT	DEDUCT CCS MTU COST SHARE	ADD LCI CHANGE BY ADA	NET LCI CHARGE	TOTAL SCCOE SPECIAL ED COSTS, PLUS NIV SELPA COST SHARE (EXCLUDING FACILITIES COMPENSATION & SPED IN ALT ED)
9/28/2022												
LOS ALTOS	-	-	-	63,438	56,737	4,152	124,327	-	-	8,053	8,053	132,380
PALO ALTO	-	-	-	14,523	171,207	12,529	198,259	-	(217,184)	24,299	(192,885)	5,374
MAYFIELD	-	311,280	1,111,410	62,832	72,647	21,009	1,578,178	-	-	10,311	10,311	588,490
MV/WHISMAN	-	65,657	45,155	45,155	73,926	-	194,111	-	-	10,492	10,492	204,603
SELPA I	-	376,937	1,111,410	185,988	374,537	47,023	1,095,876	-	(217,184)	53,155	(164,029)	931,847
FREMONT	-	1,662,230	831,713	40,004	38,261	48,475	2,620,743	-	-	23,208	23,208	2,643,950
SUNNYVALE	-	508,251	137,072	122,105	69,869	32,820	870,117	-	(27,148)	9,916	(17,232)	852,886
CLIPPERTINO	-	827,908	304,686	92,741	224,659	64,309	1,514,343	-	-	31,892	31,892	1,546,235
SELPA II	-	2,998,448	1,273,471	254,832	332,828	145,603	5,005,203	-	(27,148)	65,016	(31,892)	5,043,071
SCCOE - DISCOVERY 1	-	-	-	-	-	-	-	-	-	-	-	-
CAMBRIAN	52,607	1,119,633	409,705	64,762	(1,009,035)	-	585,066	(22,666)	-	6,845	(15,823)	569,243
CAMPBELL ELEM	-	2,589,374	661,537	400,028	(335,745)	43,742	3,358,936	(22,666)	-	14,078	(8,588)	3,373,015
CAMPBELL HIGH	83,925	4,236,585	1,998,431	104,961	(765,456)	-	4,673,521	(22,666)	-	19,265	(3,403)	4,670,119
LOMA PRIETA	-	65,657	22,598	22,598	6,887	4,443	99,525	-	-	978	978	100,503
LG-SARATOGA	-	362,160	206,784	74,213	23,689	23,689	720,751	-	-	7,654	7,654	728,405
LOS GATOS ELEM	-	65,657	87,941	39,196	42,081	7,102	241,977	-	-	5,973	5,973	247,949
LUTH BURBANK	-	262,628	273	273	16,201	16,201	285,327	-	-	955	955	286,282
MORELAND	71,991	1,051,780	235,939	59,146	64,901	1,411,765	9,211	-	-	9,211	9,211	1,420,976
SARATOGA	56,544	959,797	164,949	235,604	88,692	-	1,449,042	-	-	12,588	12,588	1,461,630
UNION	166,800	-	-	9,863	3,064	80	11,107	-	-	151	151	11,258
LAKESIDE	-	-	-	-	-	-	-	(45,396)	-	81,405	36,009	13,012,806
SELPA III	431,867	10,778,927	2,865,266	1,058,127	(1,820,841)	95,257	12,976,737	-	-	-	-	-
SCCOE - DISCOVERY 2	-	-	-	-	-	-	-	-	-	-	-	-
SAN JOSE UNIF	409,494	11,341,698	2,507,061	307,491	416,404	-	14,572,653	-	-	59,100	59,100	14,631,754
SELPA IV	408,494	11,341,698	2,507,061	307,491	416,404	-	14,572,653	-	-	59,100	59,100	14,631,754
ALUM ROCK	-	4,785,730	402,652	1,655	-	85,109	5,275,146	-	-	-	-	5,275,146
BERRYESSA	-	2,847,883	275,153	33,146	-	23,275	3,179,456	-	-	-	-	3,179,456
EAST SIDE	-	14,625,085	4,531,656	274,252	-	390,833	19,821,826	-	-	-	-	19,821,826
EVERGREEN	108,193	3,669,371	158,835	19,872	-	-	3,885,098	-	-	-	-	3,885,098
FREMONT HILL	-	2,452,266	364,033	45,198	-	18,682	2,880,180	-	-	-	-	2,880,180
MILPITAS	-	1,693,938	318,076	139,988	-	93,702	2,251,715	-	-	-	-	2,251,715
MTPLEASANT	88,695	1,109,385	17,879	11,821	-	-	1,199,085	-	-	-	-	1,199,085
OAK GROVE	-	5,788,472	489,683	190,290	-	225,698	6,694,143	-	-	-	-	6,694,143
ORCHARD	111,412	398,591	71,516	29,667	-	500,774	500,774	-	-	-	-	500,774
GILROY	-	2,175,497	559,461	41,989	-	77,598	2,853,755	-	-	-	-	2,853,755
MORGAN HILL	-	2,657,865	767,552	63,928	-	101,752	3,591,097	-	-	-	-	3,591,097
SELPA V	305,300	42,205,084	7,993,516	851,226	-	1,022,449	52,072,275	-	-	-	-	52,072,275
SANTA CLARA	-	2,830,280	965,410	135,808	-	119,376	4,269,230	-	-	30,991	30,991	4,300,222
SELPA VII	-	2,830,280	965,410	135,808	-	119,376	4,269,230	-	-	30,991	30,991	4,300,222
OUT OF COUNTY (SCQUEL ELEM/ FREMONT UNIFIED)	-	347,634	11,919	-	-	15,692	375,246	-	-	-	-	375,246
TOTAL COST OF COUNTY	-	347,633.82	11,919.27	-	-	15,692.49	375,246	-	-	-	-	375,246
GRAND TOTAL	1,148,661	70,879,910	15,728,053	2,793,493	(478,736)	1,445,401	90,367,221	(45,396)	(244,392)	289,668	(90)	90,367,221

1:1 Aide Calculation

Scenario 5a

Block Programs	Hrs/Day												Include 1:1 Corrections		
	July 2021	August 2021	September 2021	October 2021	November 2021	December 2021	January 2022	February 2022	March 2022	April 2022	May 2022	June 2022	Total Hours	Ave Hours/Year	Total 1:1 Aide Cost
	Act		Act	Act	Act	Act	Act	Act	Est	Est	Est	Est			
														11.00	\$ 10,926.00
Los Altos	-		-	-	-	-	-	-	-	-	-	-	-	-	-
Palo Alto	-		-	-	-	-	-	-	-	-	-	-	-	-	-
MV-Los Altos	-		-	-	-	6.00	6.00	6.00	6.00	6.00	6.00	6.00	42.00	3.82	41,717.45
MV/Whisman	-		-	-	-	-	-	-	-	-	-	-	-	-	-
Total - SELPA I	-	-	-	-	-	6.00	6.00	6.00	6.00	6.00	6.00	6.00	42.00	3.82	41,717.45
Fremont	48.00		72.00	54.00	60.00	72.00	54.00	66.00	66.00	66.00	66.00	66.00	690.00	62.73	685,358.18
Sunnyvale	12.00		12.00	12.00	9.00	9.00	9.00	15.00	15.00	15.00	15.00	15.00	138.00	12.55	137,071.64
Cupertino	18.00		18.00	25.25	25.25	31.50	31.25	31.50	31.50	31.50	31.50	31.50	306.75	27.89	304,686.41
Total - SELPA II	78.00	-	102.00	91.25	94.25	112.50	94.25	112.50	112.50	112.50	112.50	112.50	1,134.75	103.16	1,127,116.23
Cambrian	6.00		15.50	7.75	12.00	6.00	12.00	12.00	12.00	12.00	12.00	12.00	119.25	10.84	118,447.77
Campbell Elem	36.00		48.00	60.00	51.00	57.00	45.00	51.00	51.00	51.00	51.00	51.00	552.00	50.18	548,286.55
Campbell High	96.00		96.00	80.50	80.50	67.00	68.00	92.00	92.00	92.00	92.00	92.00	948.00	86.18	941,622.55
Loma Prieta	-		-	-	-	-	-	-	-	-	-	-	-	-	-
LG-Saratoga	18.00		18.00	12.00	6.00	12.00	12.00	12.00	12.00	12.00	12.00	12.00	138.00	12.55	137,071.64
Los Gatos Elem	-		1.00	1.00	-	-	-	-	-	-	-	-	2.00	0.18	1,986.55
*Luth Burbank	-		-	-	-	-	-	-	-	-	-	-	-	-	-
Moreland	6.00		13.25	13.25	19.25	19.25	20.00	12.00	12.00	12.00	12.00	12.00	151.00	13.73	149,984.18
Saratoga	-		-	-	-	-	-	-	-	-	-	-	-	-	-
Union	12.00		18.00	12.00	12.00	12.00	12.00	12.00	12.00	12.00	12.00	12.00	138.00	12.55	137,071.64
Lakeside	-		-	-	-	-	-	-	-	-	-	-	-	-	-
Total - SELPA III	174.00	-	209.75	186.50	180.75	173.25	169.00	191.00	191.00	191.00	191.00	191.00	2,048.25	186.20	2,034,470.86
*San Jose Unif	168.00		188.00	173.25	181.00	206.25	208.25	212.50	212.50	212.50	212.50	212.50	2,187.25	198.84	2,172,535.77
Total - SELPA IV	168.00	-	188.00	173.25	181.00	206.25	208.25	212.50	212.50	212.50	212.50	212.50	2,187.25	198.84	2,172,535.77
Alum Rock	18.00		12.00	18.00	18.00	19.00	19.00	28.00	28.00	28.00	28.00	28.00	244.00	22.18	242,358.55
Berryessa	18.00		24.00	24.00	30.00	30.00	24.00	24.00	24.00	24.00	24.00	24.00	270.00	24.55	268,183.64
East Side	324.00		357.50	360.75	331.25	360.75	362.00	371.25	371.25	371.25	371.25	371.25	3,952.50	359.32	3,925,910.45
Evergreen	30.00		6.00	12.00	9.00	9.00	9.00	9.00	9.00	9.00	9.00	9.00	120.00	10.91	119,192.73
Fr-McKinley	12.00		19.00	7.00	10.00	15.00	27.00	27.00	27.00	27.00	27.00	27.00	225.00	20.45	223,486.36
Milpitas	12.00		18.00	18.00	18.00	18.00	18.00	24.00	24.00	24.00	24.00	24.00	222.00	20.18	220,506.55
Mt Pleasant	-		6.00	6.00	6.00	-	-	-	-	-	-	-	18.00	1.64	17,878.91
Oak Grove	37.00		45.00	39.00	36.00	36.00	30.00	54.00	54.00	54.00	54.00	54.00	498.00	44.82	489,683.45
Orchard	6.00		6.00	6.00	6.00	12.00	6.00	6.00	6.00	6.00	6.00	6.00	72.00	6.55	71,515.64
Gilroy	30.00		50.00	39.25	45.75	57.75	51.75	57.75	57.75	57.75	57.75	57.75	563.25	51.20	559,460.86
Morgan Hill	61.00		80.50	61.75	63.75	84.25	70.25	70.25	70.25	70.25	70.25	70.25	772.75	70.25	767,551.50
Total - SE SELPA	# 548.00	-	624.00	591.75	573.75	641.75	617.00	671.25	671.25	671.25	671.25	671.25	6,952.50	632.05	6,905,728.64
Santa Clara	66.00		78.00	76.00	66.50	60.50	60.50	60.50	60.50	60.50	60.50	60.50	710.00	64.55	705,223.64
Total - SELPA VII	66.00	-	78.00	76.00	66.50	60.50	60.50	60.50	60.50	60.50	60.50	60.50	710.00	64.55	705,223.64
Agnews	-		-	-	-	-	-	-	-	-	-	-	-	-	-
Out-of-County	-		6.00	6.00	-	-	-	-	-	-	-	-	12.00	1.09	11,919.27
Totals	1,034.00	-	1,207.75	1,124.75	1,096.25	1,200.25	1,155.00	1,253.75	1,253.75	1,253.75	1,253.75	1,253.75	13,086.75	1,189.70	12,998,711.86
														# of Months	
LCI Cost Share														11.00	
Cambrian	-		3.50	2.00	-	-	-	-	-	-	-	-	5.50	0.50	5,463.00
Campbell Union	-		-	-	-	-	-	-	-	-	-	-	-	-	-
Campbell High	6.00		6.00	-	6.00	6.00	12.00	12.00	12.00	12.00	12.00	12.00	96.00	8.73	95,354.18
Los Gatos Saratoga	-		-	-	-	-	-	-	-	-	-	-	-	-	-
Fremont	-		6.00	6.00	6.00	6.00	6.00	6.00	6.00	6.00	6.00	6.00	60.00	5.45	59,596.36
TOTAL															160,413.55

1:1 SPHC (Health Aide) Calculation

Includes 1:1 Corrections

SPHC Health Aides

Scenario 5a

Block	Hrs/Day												Total Hours	Ave Hours/Year	Total 1:1 SPHC Cost
Programs	July 2021	August 2021	September 2021	October 2021	November 2021	December 2021	January 2022	February 2022	March 2022	April 2022	May 2022	June 2022		# of Months	1:1 SPHC Rate/Hr/Yr
	Act		Act	Act	Act	Act	Act	Act	Est	Est	Est	Est	11.00	\$ 12,777.00	
Los Altos	-		-	-	-	-	-	-	-	-	-	-	-	-	
Palo Alto	-		-	-	-	-	-	-	-	-	-	-	-	-	
MV-Los Altos	6.00		6.00	6.00	6.00	6.00	6.00	6.00	6.00	6.00	6.00	6.00	60.00	5.45 69,692.73	
MV/Whisman	-		-	-	-	-	-	-	-	-	-	-	-	-	
Total - SELPA I	6.00	-	6.00	6.00	6.00	6.00	6.00	6.00	6.00	6.00	6.00	6.00	60.00	5.45 69,692.73	
Fremont	12.00		12.00	6.00	12.00	12.00	12.00	12.00	12.00	12.00	12.00	12.00	126.00	11.45 146,354.73	
Sunnyvale	-		-	-	-	-	-	-	-	-	-	-	-	-	
Cupertino	-		-	-	-	-	-	-	-	-	-	-	-	-	
Total - SELPA II	12.00	-	12.00	6.00	12.00	12.00	12.00	12.00	12.00	12.00	12.00	12.00	126.00	11.45 146,354.73	
Cambrian	18.00		24.00	13.75	15.50	22.50	20.75	27.25	27.25	27.25	27.25	27.25	250.75	22.80 291,257.52	
Campbell Elem	6.00		6.00	7.50	6.00	6.00	6.00	12.00	12.00	12.00	12.00	12.00	97.50	8.86 113,250.68	
Campbell High	24.00		18.00	19.50	21.00	7.50	7.50	7.50	7.50	7.50	7.50	7.50	135.00	12.27 156,808.64	
Loma Prieta	-		-	-	-	-	-	-	-	-	-	-	-	-	
LG-Saratoga	-		6.00	6.00	6.00	6.00	6.00	6.00	6.00	6.00	6.00	6.00	60.00	5.45 69,692.73	
Los Gatos Elem	6.00		6.00	6.00	7.00	7.00	7.00	7.00	7.00	7.00	7.00	7.00	74.00	6.73 85,954.36	
Luth Burbank	-		-	-	-	-	-	-	-	-	-	-	-	-	
Moreland	-		6.00	8.50	8.50	8.50	8.50	8.50	8.50	8.50	8.50	8.50	74.00	6.73 85,954.36	
Saratoga	-		-	-	-	-	-	-	-	-	-	-	-	-	
Union	6.00		6.00	6.00	6.00	-	-	-	-	-	-	-	24.00	2.18 27,877.09	
Lakeside	-		-	-	-	-	-	-	-	-	-	-	-	-	
Total - SELPA III	60.00	-	66.00	64.75	70.00	57.50	55.75	68.25	68.25	68.25	68.25	68.25	715.25	65.02 830,795.39	
San Jose Unif	24.00		26.00	20.00	21.75	27.75	29.75	27.75	27.75	27.75	27.75	27.75	288.00	26.18 334,525.09	
Total - SELPA IV	24.00	-	26.00	20.00	21.75	27.75	29.75	27.75	27.75	27.75	27.75	27.75	288.00	26.18 334,525.09	
Alum Rock	18.00		12.00	12.00	12.00	12.00	12.00	12.00	12.00	12.00	12.00	12.00	138.00	12.55 160,293.27	
Berrysessa	-		6.00	-	-	-	-	-	-	-	-	-	6.00	0.55 6,969.27	
East Side	24.00		36.00	44.50	45.50	54.50	54.50	52.50	52.50	52.50	52.50	52.50	521.50	47.41 605,745.95	
Evergreen	6.00		6.00	6.00	6.00	6.00	6.00	6.00	6.00	6.00	6.00	6.00	66.00	6.00 76,662.00	
Fr-McKinley	6.00		6.00	6.00	6.00	19.00	13.00	13.00	13.00	13.00	13.00	13.00	121.00	11.00 140,547.00	
Milpitas	6.00		6.00	12.00	12.00	12.00	6.00	6.00	6.00	6.00	6.00	6.00	84.00	7.64 97,569.82	
Mt Pleasant	-		-	-	-	-	-	-	-	-	-	-	-	-	
Oak Grove	-		-	-	-	-	-	-	-	-	-	-	-	-	
Orchard	-		-	-	-	-	-	-	-	-	-	-	-	-	
Gilroy	-		-	-	-	-	-	-	-	-	-	-	-	-	
Morgan Hill	-		-	-	-	-	-	-	-	-	-	-	-	-	
Total - SE SELPA	60.00	-	66.00	86.50	81.50	103.50	91.50	89.50	89.50	89.50	89.50	89.50	936.50	85.14 1,087,787.32	
Santa Clara	18.00		12.00	26.00	26.00	26.00	26.00	18.00	18.00	18.00	18.00	18.00	224.00	20.36 260,186.18	
Total - SELPA VII	18.00	-	12.00	26.00	26.00	26.00	26.00	18.00	18.00	18.00	18.00	18.00	224.00	20.36 260,186.18	
Totals	180.00	-	182.00	209.25	217.25	232.75	221.00	221.50	221.50	221.50	221.50	221.50	2,349.75	213.61 2,729,341.43	
													# of Months		
LCI Cost Share													11.00		
Cambrian	12.00		18.00	6.00	7.75	14.75	21.25	21.25	21.25	21.25	21.25	21.25	186.00	16.91 216,047.45	
Campbell ESD	-		-	-	-	-	-	-	-	-	-	-	-	-	
Campbell HSD	-		-	-	-	-	-	-	-	-	-	-	-	-	
TOTAL														216,047.45	

**NW SELPA DISTRICTS COST SHARING: LCI STUDENTS
ATTENDING SCCOE SPECIAL ED PROGRAMS**

LCI STUDENTS ATTENDING SCCOE SPECIAL ED PROGRAMS

SELPA/DISTRICT	Average Number of LCI Pupils in Block	Total Costs
SELPA I		
Los Altos	-	\$ -
Palo Alto	-	\$ -
MV-Los Altos	-	\$ -
Mt.View/Whisman	-	\$ -
SELPA I	-	\$ -
SELPA II		
Fremont	1.00	\$ 125,253
Sunnyvale	-	\$ -
Cupertino	-	\$ -
SELPA II	1.00	\$ 125,253
SELPA III		
Cambrian	14.00	\$ 1,057,264
Campbell Elem	9.00	\$ 434,936
Campbell High	15.00	\$ 902,194
Loma Prieta	-	\$ -
LG-Saratoga	-	\$ -
Los Gatos Elem	-	\$ -
Luth Burbank	-	\$ -
Moreland	-	\$ -
Saratoga	-	\$ -
Union	-	\$ -
Lakeside	-	\$ -
SELPA III	38.00	\$ 2,394,395
SELPA IV		
San Jose Unif	-	\$ -
SELPA IV	-	\$ -
SELPA VII		
Santa Clara	-	\$ -
SELPA VII	-	\$ -
NW Totals	39.00	\$ 2,519,648
TOTAL LCI COSTS		\$ 2,519,648
Excess from Out of Home		\$ 478,736
TOTAL LCI COSTS AFTER OHC OFFSET		\$ 2,040,912
Estimated Cost per ADA		\$ 16.48

*** Per Budget Allocation Plan, the cost of LCI students receiving services in SCCOE programs and are residing in NW SELPAs will be shared by all districts based on percentage of total K-12 ADA. Districts charged for sending LCI students to SCCOE programs will be credited the amount charged.*

Estimated share of cost of serving LCI pupils attending SCCOE Block

		<u>2021-22 K-12 ADA</u>		<u>Cost of</u>
		<u>P-1 Estimates</u>		<u>Serving</u>
				<u>LCI pupils</u>
				<u>at COE</u>
<i>Updated ADA -2/25/21</i>				
<u>SELPA I</u>	1,044.80	COE (incl	22,719.79	374,517
		Charter)		
Los Altos	3,283.62	15.15%		56,737
Palo Alto	9,908.51	45.71%		171,207
MV-Los Altos	4,204.41	19.40%		72,647
MV/Whisman	4,278.45	19.74%		73,926
Districts Only Total	21,674.99	100.00%		374,517
<u>SELPA II</u>	8.39	COE	27,789.15	458,081
Fremont	9,916.44	35.70%		163,514
Sunnyvale	4,237.24	15.25%		69,869
		0.00%		0
Cupertino	13,627.08	49.05%		224,699
Districts Only Total	27,780.76	100.00%		458,081
<u>SELPA III</u>	531.12	COE (incl	34,794.20	573,554
		Charter)		
Cambrian	2,881.14	8.41%		48,229
Campbell Elem	5,925.50	17.29%		99,191
Campbell High	8,108.76	23.67%		135,738
Loma Prieta	411.43	1.20%		6,887
LG-Saratoga	3,221.35	9.40%		53,924
Los Gatos Elem	2,513.83	7.34%		42,081
Luth Burbank	401.83	1.17%		6,727
Moreland	3,877.08	11.32%		64,901
Saratoga	1,560.29	4.55%		26,119
Union	5,298.30	15.46%		88,692
Lakeside	63.57	0.19%		1,064
Districts Only Total	34,263.08	100.00%		573,554
<u>SELPA IV</u>	1,224.04	COE (incl	25,260.81	416,404
		Charter)		
San Jose Unif	24,036.77	100%		416,404
Districts Only Total	24,036.77			
<u>SELPA VII</u>	2.40	COE	13,246.41	218,356
Santa Clara	13,244.01	100%		218,356
Districts Only Total	13,244.01			
Districts Only Grand	120,999.61		123,810.36	2,040,912
<u>Rate Per ADA by SELPA</u>				16.48

Calculate per ADA by SELPA because COE ASD ADA complicates the calculation. It should be included, but can only be included at the SELPA level. Within the SELPA the amount is charged districts at the percentage of district ADA to total ADA of districts within SELPA.

Santa Clara County  Office of Education

SANTA CLARA COUNTY SELPAs

SCCOE SPECIAL EDUCATION HOUSING POLICY

This policy covers housing for programs operated by the SCCOE Special Education Department on district operated sites. The policy shall apply to programs operated by SCCOE for three (3) to twenty-two (22) year old students and does not pertain to Regional Programs operated by districts. The policy shall remain in effect unless modified and approved by all SELPA Executive Councils in Santa Clara County.

I. INTRODUCTION

The districts of the Santa Clara County SELPAs are committed to the provision of special education services to all students with disabilities in the least restrictive environment as required by State and Federal law. It is the districts' obligation to assure that when it is not possible for students with disabilities to be educated in their home schools, they receive the services specified in their IEPs in classrooms located as close to their homes as possible. This goal is intended to fulfill the SELPA's purpose that the students and staff be included to the greatest extent possible as a part of the school community. To fulfill this commitment, the districts shall provide classroom space for all special education students in Santa Clara County.

Each school district accepts the ultimate responsibility for providing classroom facilities, or the financial resources to provide classroom facilities, for the special education students residing within its boundaries. A district may join with other districts in its area to provide classroom space or the financial support to house their students. The classroom needs of all students, both general and special education must be considered in all decisions regarding the allocation of classroom space. There may be times when a school district offers classroom space, which is not utilized by SCCOE (see page 2, item #7).

Maximum effort will be made to avoid the over representation of special education classes on an individual school site. In addition, classrooms should be located to promote natural opportunities for students with disabilities to participate with chronologically age-appropriate, general education students in academic, non-academic and extra-curricular activities to the maximum extent appropriate for the needs of both the special and general education students.

II. POLICIES AND PROCEDURES

The Santa Clara County SELPAs will be responsible for the implementation and monitoring of this policy. The SCCOE Special Education Department will assume responsibility for determination of classrooms owed and provided by each district, and will collaborate with the SELPA offices in the calculation and collection of housing fees and disbursement of housing compensation.

III. PROVISION OF CLASSROOM SPACE BY DISTRICTS

A. Calculation of Projected Classroom Space Needed by Districts

Classroom space needed for those programs specified in this policy will be calculated using the following procedure:

1. The SCCOE Special Education Department's May 1st enrollment projections for the following year will serve as the basis for estimating the classroom space owed by each district in the subsequent school year.
2. Actual determination of housing obligations will be based on current year December-April average enrollment in SCCOE Special Education programs.
3. The number of pupils constituting one classroom for the purpose of the Housing Policy will be recommended each year by the Facilities Rate Setting Committee and approved in the SELPA Budget Allocation Plans along with Rate per class and percentage credit for land-only.
4. When the Santa Clara County Office of Education owns or leases a portable classroom located on district operated site, that classroom will generate partial credit toward the calculation of the district's housing obligation.
5. Each district will have two options for fulfilling its housing obligation.
 - The provision of classroom space. This is the preferable option.
 - In the event that a district does not provide the obligated classroom space, it will be charged a housing fee.
 - A SELPA may exercise the option of "pooling" member district obligations and/or compensation for space.
6. When a district exceeds its housing obligation by providing additional classroom space, the district will be paid the approved housing compensation rate.
7. Classroom space offered by the district must not only meet the standards specified in this policy, but must also be appropriate to the needs of the program operator.

Criteria for appropriateness include the following:

- the classroom offered provides for interaction with nondisabled peers
- usage of the classroom offered does not result in unusual additional costs to the SCCOE Special Education program
- usage of the classroom minimizes transportation time and cost
- there should be a sufficient population projections to sustain the classroom for at least three years
- there shall be minimal disruption or displacement for students in existing programs.

B. Contracts for Provision of Classroom Space

1. By February 28 of each year, districts will notify the SCCOE-Special Education Department of their intention to reclaim classroom space.
2. Negotiations between the SCCOE Special Education Department and districts for new contracts or other arrangements to provide classroom space shall be completed by May 30th of each year.
3. Contracts for classroom space shall be for a specific classroom site and it is recommended that it be for a minimum of three (3) years. The use of classrooms for Extended School Year programs is included in the contracts. The relocation of classrooms for Extended School Year programs shall be negotiated between the district and SCCOE Special Education Department by April 15.
4. Termination of contracts prior to their expiration date shall be by mutual consent of the district and SCCOE Special Education Department.

C. Standard for Classrooms

Classrooms provided by district, as a means of fulfilling their housing obligations shall meet the following standards, as appropriate:

1. One classroom (approximately 960 square feet) will be provided in accordance with established State and Federal standards (i.e., applicable Americans with Disabilities Act accessibility standards, Health and Safety Codes, fire alarm requirements, and Field Act standards, or a waiver of Field Act standards.
2. Running hot water will be provided in all classrooms where the availability of water within the classroom is necessary to meet the health and safety needs of the students, as determined by the SCCOE Special Education Department. Example: An accommodation for hot water could be an instant hot water heater.
3. Heat and Air Conditioning will be provided in all classrooms where the availability of heat and air conditioning within the classroom is necessary to meet the health and safety needs of the students, as determined by the SCCOE Special Education Department.
4. In-class toilet facilities will be provided as appropriate for the age and the needs of the students and as determined by the SCCOE Special Education Department with the approval of the district.

Students will have access to toileting facilities on campus available to all other students.

It is the intent of this policy to respect the privacy rights of special education students, which accord them with basic human dignity.

The toilet and/or changing area shall be large enough to accommodate personal hygiene activities.

5. Any site modifications, if needed, will be negotiated between the SCCOE Special Education Department and the district prior to modifications taking place.
6. The site will provide internet access in each classroom. SCCOE Special Education classrooms need comparable Internet access, as do the host site classrooms. SCCOE will be provided with one static IP

address and one live Ethernet jack in each Special Education classroom to set up VPN technology in each classroom.

D. Custodial Services

Custodial service, including daily classroom cleaning for all classrooms, including portables, whether district or SCCOE owned, shall be the responsibility of the district. Occasionally, there may be situation when the district is not able to provide custodial services and COE is required to provide it. Districts that don't provide Custodial and Utilities will pay actual cost to COE for providing them.

The SCCOE Special Education Department will provide information regarding recommended daily classroom cleaning as identified in the State publication, "State Guidelines and Procedures for Meeting the Specialized Physical Health Care Needs of Pupils.", and designated by level of need of classroom. (see attached).

E. Maintenance

Maintenance service shall be the responsibility of the owner of the facility. This includes regularly scheduled and preventative classroom maintenance such as filter replacements, carpet cleaning, floor polishing, light bulb replacements, etc.

F. Repairs

Classroom repair due to normal wear for such items as plumbing, windows, locks, roofs, ,cooling and heating systems, etc. shall be the responsibility of the owner of the facility.

Repairs of the facility for any damage caused by the program staff and/or students and repairs of the personal property owned by the program shall be the responsibility of the SCCOE Special Education Department.

G. Relocation of Classrooms

In the event a district has to relocate a SCCOE Special Education Department classroom due to planned renovations, fire, natural disaster, vandalism or other emergency situations when the classroom is unsuitable for housing students, the district remains responsible for providing adequate temporary housing until repairs can be completed. The district will make every effort to house the students on the same school site.

With respect to moving costs for COE classrooms, the following will apply:

- Fire or natural disaster: Insurance will be billed. If no insurance, cost will be borne centrally.
- Renovation by district: Cost will be borne centrally.
- COE moves class during ESY for safety: Cost will be borne centrally.
- District decision to consolidate classrooms for summer: Cost will be borne by district or district will move class.

IV. PROVISION OF NEW CLASSROOMS BY THE DISTRICT OR SCCOE SPECIAL EDUCATION DEPARTMENT ON DISTRICT PROPERTY

- A. New Construction by COE on District Property Requiring 40 Year Lease. The housing policy section concerning new construction (40 year leases): shall be reviewed every two years beginning with the 2007-08 school year.

Option 1

COE provides the custodial and utilities. District receives 45% credit times current agreed upon facilities housing rate times the number of actual classrooms provided.

Option 2

COE provides utilities and district provides custodial. District receives 71% credit times current agreed upon facilities housing rate times the number of actual classrooms provided.

- B. When constructing new classrooms or acquiring a new portable, not requiring a 40 year lease, the SCCOE Special Education Department and the district will meet to negotiate any one-time cost.

For example:

- Site preparation
- Water and sewer hook-up
- Architectural and other fees

Classrooms provided by new construction shall meet all of the requirements specified in Section IIIC, Standards for Classrooms.

V. RESPONSIBILITY FOR PORTABLE CLASSROOMS PLACED BY THE SCCOE SPECIAL EDUCATION DEPARTMENT ON DISTRICT PROPERTY

When the SCCOE Special Education Department brings a portable onto district property, the following shall apply:

1. SCCOE Special Education Department shall be responsible for all requirements specified in Section IIIC (Standards for Classrooms).
2. Custodial service, including daily classroom cleaning for all classrooms, shall be the responsibility of the district or negotiated between the district and SCCOE Special Education Department. The SCCOE Special Education Department will provide information regarding daily classroom cleaning as identified in the State publication, "State Guidelines and Procedures for Meeting the Specialized Physical Health Care Needs of Pupils."
3. Whenever possible, actual maintenance/repair shall be provided by the local school district. Cost for maintenance service, classroom repair due to normal wear and tear or any site improvements should be the responsibility of the SCCOE Special Education Department or negotiated between the SCCOE Special Education Department and the district.

VI. FINANCIAL ARRANGEMENTS

1. Districts are obligated to provide classroom space (or financial resources to provide classroom space) for the number of resident students enrolled in SCCOE Special Education Department operated programs. This obligation includes classroom space, utilities, custodial services and such maintenance and repair as specified in this document.
2. The SELPA facilities committee each year will recommend the value to be placed on classrooms provided, which are over or under a district's obligation. The value placed will be in consideration of the following factors: average cost of utilities, average cost of custodial services and routine maintenance/repair, average cost of a leased portable, and reasonable lease rate for classroom space on an open school campus. The value placed on classrooms, and the fraction thereof allowable for land (utilities and custodial/maintenance service) shall be pending approval of all SELPA Executive Councils in the county.
 - a) The Facilities Rate Setting Committee will meet prior to March of each year to recommend and finalize the rate/number of pupils per class and percentage of credit for land-only for the following year. The rate suggested at the December 2010 meeting will stay in effect for the 2011-2012 year.
 - b) The committee will be comprised of district special education program and fiscal representatives. The intention of the committee is to reach agreement using the following priorities:
 - Consensus of all present at the Facilities Rate Setting Meeting with a quorum consisting of representation from all SELPAs and a minimum of five fiscal and/or program administrators from Southeast and five fiscal and/or program administrators from Northwest SELPAs.
 - Dispute resolution (SELPA Directors, and an outside mediator)
 - c) The SELPA AU Directors and SCCOE Special Education staffs are not members of the committee that decides consensus.
3. Housing fees for the number of spaces that a district is short of its obligation will be added to the estimate of cost of COE programs for that district. Housing compensation for the number of spaces that a district provides, which are over its obligation, will be estimated, but not credited against, the district's cost of COE programs. This amount will be a Revenue Transfer for Housing Compensation at the end of each year.
4. SELPA Fiscal Advisors will assess the Excess or Deficit in revenue resulting from the Housing Policy at the end of each year looking only at the year to either refund any excess or collect from districts any deficit when the excess or deficit is greater than or equal to the current facilities rate for a COE classroom. In that case, the entire excess will be distributed or deficit charged back based on current pupil count used in facility cost calculations. This process began in 2008-2009 and will continue annually thereafter. Included in the assessment will be other contract costs related to Facility costs, moving expenses, set-up and remodel fees and indirect costs. Also included will be other lease revenue collected by SCCOE Special Education.

OVERSIGHT COMMITTEE

1. An Oversight Committee will be established that is composed of SELPA Directors and SCCOE Director of Special Education.
2. The Oversight Committee will be responsible for the following:
 - the SELPA Directors and COE Director will meet with district directors to review needs and availability of classroom space; and
 - the Oversight Committee will meet, if necessary, to review appropriateness of offers submitted by districts for use of classrooms.

Approved SELPA I	June 14, 2007
Approved SELPA II	June 15, 2007
Approved SELPA III	June 14, 2007
Approved SELPA IV	June 18, 2007
Approved SELPA VII	June 18, 2007
Approved SECSE	June 20, 2007

Approved SELPA I	May 19, 2011
Approved SELPA II	May 27, 2011
Approved SELPA III	May 19, 2011
Approved SELPA IV	May 18, 2011
Approved SELPA VII	May 19, 2011
Approved SECSE	May 18, 2011

Approved SELPA I	May 14, 2015
Approved SELPA II	May 15, 2015
Approved SELPA III	May 14, 2015
Approved SELPA IV	May 19, 2015
Approved SELPA VII	May 13, 2015
Approved SECSE	May 20, 2015

Approved SELPA I	May 19, 2016
Approved SELPA II	May 20, 2016
Approved SELPA III	May 19, 2016
Approved SELPA IV	May 18, 2016
Approved SELPA VII	May 18, 2016
Approved SECSE	May 18, 2016

SCCOE Classroom Custodial Requirements:

Level 1 – Daily Intensive:

Custodial Staff will follow “✿” section of *Guidelines & Procedures for Meeting the Specialized Physical Health Care Needs of Pupils*. (see attached)

Level 2 - Daily:

Clean Floors – Vacuum / mop
Empty Garbage
Clean sinks and toilets (if in classroom)

Steam clean carpets on regular school schedule

Level 3 – Routine:

Same level of custodial services as the regular education classes at that site.

SCCOE Minimum Classroom Requirements:

Blocks	Custodial	Plumbing, etc.
<ol style="list-style-type: none"> 1. Autism 2. Deaf/Hard of Hearing 3. Emotionally Disturbed 4. Basic – Ambulatory – No Medical Procedures <ul style="list-style-type: none"> • Pre-school/Primary • Upper Elementary • MS/HS/Post-Senior 	<ul style="list-style-type: none"> • Level 1 - Daily – Intensive • Level 2 - Daily • Level 3 - Routine 	<ul style="list-style-type: none"> • Water in classroom: Bathroom in classroom or dedicated bathroom* • Water in classroom • Water in classroom if available
<ol style="list-style-type: none"> 1. Basic – Non-Ambulatory –Medical Procedures 2. Orthopedically Impaired 3. Medically Fragile <ul style="list-style-type: none"> • Pre-school/Primary • Upper Elementary • MS/HS/Post-Senior 	<ul style="list-style-type: none"> • Level 1 - Daily – Intensive • Level 1 - Daily – Intensive • Level 1 - Daily – Intensive 	<ul style="list-style-type: none"> • Water in classroom: Bathroom in classroom or dedicated bathroom • Water in classroom: Bathroom in classroom or dedicated bathroom • Water in classroom: Bathroom in classroom or dedicated bathroom

- *Dedicated bathroom may not be needed for *Primary ED or D/HOH* depending on students' level of independence in toileting skills.
- *Water in classroom needs to be Hot and Cold

APPENDIX G
IDEA PART B FEDERAL GRANTS

1. Local Assistance (Resource 3310)
2. Private School Calculation (Resource 3311)
3. Federal Preschool (Resource 3315)
4. Preschool Staff Development (Resource 3345)
5. **Alternative Dispute Resolution Grant** (Resource 3395)
6. See Mental Health Section for Fed MH Grant (Resource 3327), Appendix H



IDEA, Part B, federal funds support the expense of educating identified students with disabilities.

Local Assistance Entitlements (PCA 13379/Resource Code 3310)

This grant is one portion of the federal subgrants to LEAs. The subgrants are based on a three-part formula: a base amount, a percentage of population, and a percentage of poverty. All Special Education Local Plan Areas (SELPA)s receive a base amount of \$323,428,031 statewide, divided by December 1999 pupil count. Of the funds in excess of the base amount, 85 percent are allocated on the basis of the relative number of children enrolled in public and private elementary and secondary schools within each SELPA's jurisdiction, and 15 percent on the basis of the relative number of children living in poverty using free and reduced price meal participation as the indicator of poverty. Adjustments to the base amount are required if a new SELPA is created, if one or more SELPAs are combined, or if SELPA geographical or administrative boundaries change. Districts must account for these funds as expenditures for pupils with an individualized education program (IEP) and for the provisions of the special education and related services required by students with disabilities in order to benefit from a public education.

This grant is allocated for students five through twenty-one years of age. Two other grants comprise of the total subgrants to LEAs: 1) State Institutions (13008) and 2) Preschool Local Entitlements (13682).

Federal Preschool Program (PCA 13430/Resource Code 3315)

The federal Preschool Instructional Programs provide funding for special education and services to children with disabilities ages three through five. This funding comes from IDEA, Part B, § 619.

Preschool Staff Development (PCA 13431/Resource Code 3345)

Preschool Staff Development funds provide for local staff development opportunities for those who work in infant and preschool programs. The funds are disseminated on a pro-rata basis based on the prior year December student count, ages three through five. The minimum grant per SELPA is \$1,000. The source of funds is the federal Preschool Grant (IDEA, Part B, § 619).

Alternate Dispute Resolution (PCA 13007/Resource Code 3395)

Alternate Dispute Resolution (ADR) grants are funded through the IDEA, Part B. The CDE finds that the ADR process is a desirable and effective practice that supports the positive interaction and collaboration among parents and educators and promotes in assisting parents and educational agencies in the implementation of the use of conflict resolution throughout the state.

The CDE awards these grants to regional consortia that include LEAs and county offices. Selected LEAs will train and implement an ADR process in responding to and resolving local complaints and concerns regarding the implementation of the IDEA, Part B and relevant state laws. (Budget Act, Item 6110-161-0890, Schedule 2, Provision 2)

2022-23 *ESTIMATED* FEDERAL LOCAL ASSISTANCE ENTITLEMENT

RESOURCE 3310, PCA 13379
 GRANT AWARD PERIOD: JULY 01, 2022 THROUGH SEPTEMBER 30, 2024
 Updated 3/17/22

For Districts identified as **SIGDIS**, please see footnote below.

SEPA	DISTRICT	DISTRIBUTION METHOD	GRANT AWARD	DISTRIBUTE PRESCHOOL % BY PY APR 1 PRESCHOOL COUNT	DISTRIBUTE BALANCE BY PY (PRIOR YEAR) JUNE P-2 TOTAL K-12 ADA	PAYMENT FOR COE USAGE ¹	NET GRANT AMOUNT DISTRIBUTION (BEFORE) PRIVATE SCHOOL PROP SHARE ²	RESOURCE CODE 3310, BALANCE "BEFORE" PPS (RE3311) & CEIS (RE3312)
I	SCOE CHARTER - BULLIS	Distribute Preschool Allocation (8,288) by Prior Year Preschool Pupil Count. Distribute balance (91,726) by Prior Year June P-2 Total K-12 ADA.	\$ -	6%	\$ -	\$ 9,825.00	\$ -	\$ 9,825.00
I	SCOE CHARTER - BULLIS		\$ -		\$ 207,759.00	\$ -	\$ -	\$ 207,759.00
I	LOS ALTOS **SIGDIS**		\$ -	91,692	\$ 658,267.00	\$ -	\$ -	\$ 658,267.00
I	LOS ALTOS **SIGDIS**		\$ -	171,554	\$ 857,701.00	\$ (1,965.00)	\$ -	\$ 855,736.00
I	MT WJVA L.A.L.S. **SIGDIS**	Inside the % of grant allocated for preschool represents level of Preschool Local Grant. If the Code 3310 before it was consolidated to Local Assistance the Code 3310 starting 2014-19.	\$ -	447,891	\$ 1,985,350.00	\$ (7,860.00)	\$ -	\$ 1,977,490.00
I	PALMISTON **SIGDIS**		\$ -	141,137	\$ 4,594,937.00	\$ -	\$ -	\$ 4,594,937.00
	SUB-TOTAL SEPA I		\$ 4,955,774.00		\$ 4,594,937.00	\$ -	\$ -	\$ 4,955,774.00
	RATE PER ADA		\$ 218.57					
II	SCOE	Determine Preschool Allocation (9,028) by Prior Year Preschool Pupil Count. Distribute balance (10,976) by Prior Year June P-2 Total K-12 ADA.	\$ -	9%	\$ -	\$ 91,408.00	\$ -	\$ 91,408.00
II	CUPERTINO **SIGDIS**		\$ 272,841.00		\$ 2,605,442.00	\$ (25,510.00)	\$ -	\$ 2,852,773.00
II	FREMONT **SIGDIS**	Note: The % of grant allocated for preschool represents level of Preschool Local Grant. If the Code 3310 before it was consolidated to Local Assistance the Code 3310 starting 2014-19.	\$ -	253,548	\$ 1,897,587.00	\$ (51,018.00)	\$ -	\$ 1,846,569.00
II	SUNNYVALE **SIGDIS**		\$ 5,839,560.00	576,389	\$ 5,313,171.00	\$ (14,879.00)	\$ -	\$ 5,298,292.00
	SUB-TOTAL SEPA II		\$ 6,112,401.00		\$ 9,816,101.00	\$ (76,407.00)	\$ -	\$ 9,739,694.00
	RATE PER ADA		\$ 210.14					
III	SCOE	Determine Preschool Allocation (9,776) by Prior Year Preschool Pupil Count. Distribute balance (90,478) by Prior Year June P-2 Total K-12 ADA.	\$ -	10%	\$ -	\$ 271,531.00	\$ -	\$ 271,531.00
III	SCOE CHARTER - DISCOVERY CHARTER		\$ -		\$ 108,325.00	\$ -	\$ -	\$ 108,325.00
III	CAMBRIAN		\$ 66,277.00		\$ 575,257.00	\$ (30,358.00)	\$ -	\$ 611,176.00
III	CAMPBELL ELM	Note: The % of grant allocated for preschool represents level of Preschool Local Grant. If the Code 3310 before it was consolidated to Local Assistance the Code 3310 starting 2014-19.	\$ -	244,020	\$ 1,183,102.00	\$ (65,775.00)	\$ -	\$ 1,117,327.00
III	CAMPBELL HS		\$ -		\$ 1,521,687.00	\$ (107,938.00)	\$ -	\$ 1,413,749.00
III	LAKESIDE		\$ 3,013.00		\$ 12,693.00	\$ -	\$ -	\$ 12,693.00
III	LOMA RIEA		\$ 18,076.00		\$ 82,147.00	\$ (1,687.00)	\$ -	\$ 88,536.00
III	LOS GATOS		\$ 15,063.00		\$ 501,918.00	\$ (1,687.00)	\$ -	\$ 500,231.00
III	LG/SARATOGA		\$ -		\$ 643,184.00	\$ (8,433.00)	\$ -	\$ 634,751.00
III	LATHER BURBANK		\$ 6,025.00		\$ 80,231.00	\$ (6,746.00)	\$ -	\$ 73,485.00
III	MORELAND **SIGDIS**		\$ 189,794.00		\$ 774,109.00	\$ (25,298.00)	\$ -	\$ 668,605.00
III	SARATOGA **SIGDIS**		\$ 30,126.00		\$ 311,532.00	\$ (1,687.00)	\$ -	\$ 309,845.00
III	UNION **SIGDIS**		\$ 162,680.00		\$ 1,097,873.00	\$ (21,972.00)	\$ -	\$ 1,075,901.00
	SUB-TOTAL SEPA III		\$ 7,682,182.00		\$ 6,947,108.00	\$ (76,057.00)	\$ -	\$ 6,871,051.00
	RATE PER ADA		\$ 220.79					
SEPA IV Uses PY Dec Pupil Count								
IV	SCOE		\$ -		\$ 281,148.00	\$ -	\$ -	\$ 281,148.00
IV	SCOE CHARTER - UNIV PREP		\$ 52,454.00		\$ -	\$ -	\$ -	\$ 52,454.00
IV	SCOE CHARTER - DISCOVERY II		\$ 125,515.00		\$ -	\$ -	\$ -	\$ 125,515.00
IV	SUISUN **SIGDIS**		\$ 6,100,575.00		\$ (281,148.00)	\$ -	\$ -	\$ 5,819,427.00
	SUB-TOTAL SEPA IV		\$ 6,279,544.00		\$ (76,057.00)	\$ -	\$ -	\$ 6,203,487.00
	RATE PER ADA		\$ 1,746.26					
VII	COE		\$ -		\$ 59,608.00	\$ -	\$ -	\$ 59,608.00
VII	COE-CHARTER		\$ 3,037,024.00		\$ (59,608.00)	\$ -	\$ -	\$ 2,977,416.00
VII	SCLUNIFIED **SIGDIS**		\$ 3,037,024.00		\$ (59,608.00)	\$ -	\$ -	\$ 2,977,416.00
	SUB-TOTAL SEPA VII		\$ 6,074,048.00		\$ (119,216.00)	\$ -	\$ -	\$ 5,954,832.00
	RATE PER ADA		\$ 229.27					
	TOTAL GRANT AMOUNT - NW SEPA		\$ 27,804,085.00		\$ 27,804,085.00	\$ -	\$ -	\$ 27,804,085.00
	TOTAL GRANT AMOUNT - COE					\$ 59,608.00		\$ 59,608.00
	TOTAL GRANT AMOUNT - CHARTERS					\$ 2,977,416.00		\$ 2,977,416.00
	TOTAL GRANT AMOUNT - DISTRICTS					\$ 26,601,451.00		\$ 26,601,451.00
	TOTAL GRANT AMOUNT - NW SEPA					\$ 27,804,085.00		\$ 27,804,085.00

RESOURCE CODE 3311	RESOURCE CODE 3312	RESOURCE CODE 3310
PRIVATE SCHOOL PROPORTIONATE SHARE (PPS)	COORDINATED EARLY INTERVENING SERVICES (CEIS)	NET GRANT AMOUNT DISTRIBUTION "AFTER" PPS & CEIS
\$ -	\$ -	\$ -
\$ -	\$ -	\$ -
\$ -	\$ -	\$ -
\$ 1,959.00	\$ 112,494.00	\$ 9,825.00
\$ -	\$ -	\$ 207,759.00
\$ -	\$ -	\$ 657,465.00
\$ -	\$ -	\$ 871,237.00
\$ -	\$ -	\$ 711,176.00
\$ 13,712.00	\$ 320,138.00	\$ 1,800,401.00
\$ 15,671.00	\$ 712,238.00	\$ 4,237,875.00
\$ -	\$ -	\$ -
\$ -	\$ -	\$ 91,408.00
\$ 19,035.00	\$ 427,916.00	\$ 2,405,822.00
\$ 8,460.00	\$ 276,985.00	\$ 1,561,123.00
\$ 2,115.00	\$ 157,322.00	\$ 889,374.00
\$ 29,610.00	\$ 862,233.00	\$ 4,947,227.00
\$ -	\$ -	\$ -
\$ -	\$ -	\$ 271,531.00
\$ -	\$ -	\$ 108,325.00
\$ 5,029.00	\$ -	\$ 606,147.00
\$ 13,410.00	\$ -	\$ 1,347,397.00
\$ 1,676.00	\$ 227,062.00	\$ 1,285,011.00
\$ -	\$ -	\$ 15,706.00
\$ -	\$ -	\$ 98,536.00
\$ 6,705.00	\$ -	\$ 508,589.00
\$ -	\$ -	\$ 634,751.00
\$ -	\$ -	\$ 79,510.00
\$ 8,381.00	\$ 140,991.00	\$ 789,433.00
\$ -	\$ -	\$ 288,975.00
\$ 11,733.00	\$ 50,996.00	\$ 1,007,105.00
\$ 48,934.00	\$ 598,844.00	\$ 7,096,904.00
\$ -	\$ -	\$ -
\$ -	\$ -	\$ 281,148.00
\$ -	\$ -	\$ 52,454.00
\$ -	\$ -	\$ 125,515.00
\$ 31,276.00	\$ 873,064.00	\$ 4,915,087.00
\$ 31,276.00	\$ 873,064.00	\$ 9,375,205.00
\$ -	\$ -	\$ -
\$ -	\$ -	\$ 59,608.00
\$ 13,353.00	\$ 446,612.00	\$ 2,517,451.00
\$ 13,353.00	\$ 446,612.00	\$ 2,577,059.00
\$ -	\$ -	\$ -
\$ 136,844.00	\$ 3,492,771.00	\$ 24,174,470.00
\$ -	\$ -	\$ -
\$ -	\$ -	\$ 713,520.00
\$ -	\$ -	\$ 489,114.00
\$ -	\$ -	\$ 22,971,836.00
\$ -	\$ -	\$ 24,174,470.00

¹ S-VI - Per Budget Allocation Plan, Federal Local Assistance is distributed to districts based on % of pre-K pupil count, balance by Prior Year P-2 ADA, S-IV - Per Budget Allocation Plan, Federal Local Assistance is distributed to districts and COE Charters in SEPA. ² Federal Local Assistance is distributed to districts and COE Charters in SEPA. ³ A portion of the net grant amount distribution (Local Assistance, Re 3310) is set aside for Private School Proportionate Share (Re 3311). spreadsheet for dollar distribution.

⁴ Significant Fiscal Impact of being identified as Significant Disproportionality (SIGDIS) **
 Under 34 Code of Federal Regulations (CFR) § 300.64(b)(2), districts that are identified by the State Education Agency as having significant disproportionality based on race and ethnicity in identification, placement, or disciplinary actions must use fifteen percent (15%) of individuals with Disabilities Education Act (IDEA) funds (Re 3310 & Re 3315) for CEIS next fiscal year. Resource Code 3312 - Regulators code established to separately track expenditures of (IDEA) Part B funds used for early intervening services provided to pupils not identified as special education. Note a contribution from Resource 3310 using Object 8899 in the amount of expenditures incurred. Record expenditures using the pupil's normal goal, not a Special Education goal.

⁵ Local Assistance to COE will be transferred from districts as partial payment for actual usage of COE programs.

SANTA CLARA COUNTY SELPAS

2022-23 *ESTIMATED* PRIVATE SCHOOL PROPORTIONATE SHARE CALCULATION, RESOURCE 3311

CODE (PLAN TYPE)	CODE 700		CODE 200 (ISP)		TOTAL NUMBER OF PARENTALLY PLACED IDEA ELIGIBLE SWD (CODE 700+200)		CODE 100 (IEP)		TOTAL ELIGIBLE PUPILS (CODE 700+200+100)	2022-23 FEDERAL LOCAL ASSISTANCE (RESOURCE 3310)	Per Pupil Calculation	AMOUNT FOR PRIVATE SCHOOL PROPORTIONATE SHARE (RESOURCE 3311) <i>(Token from Re 3310)</i>
	3-21 YRS OLD	EOY4 2020	3-21 YRS OLD	EOY4 2020	3-21 YRS OLD	FALL 2020	3-21 YRS OLD	FALL 2020				
LOS ALTOS ELEMENTARY	0	0	0	0	0	0	342	342	\$ 749,959.00	\$		\$ -
PALO ALTO USD	3	4	4	7	7	1098	1105	1105	\$ 2,134,251.00	\$		\$ 13,712.00
MV/LA	0	0	0	0	0	500	500	500	\$ 836,680.00	\$		\$ -
MV/WHISMAN	0	1	1	1	1	512	513	513	\$ 1,027,290.00	\$		\$ 1,959.00
SCCOE - BULLIS	0	0	0	0	0	75	75	75	\$ 207,769.00	\$		\$ -
SCCOE	0	0	0	0	0	0	0	0	\$ 9,825.00	\$		\$ -
SANTA CLARA AREA 1 (SELPA CODE 4301)	3	5	5	8	8	2527	2535	2535	\$ 4,965,774.00	\$	1,958.89	\$ 15,671.00
FREMONT	1	3	3	4	4	1017	1021	1021	\$ 1,846,568.00	\$		\$ 8,460.00
SUNNYVALE	1	0	0	1	1	665	666	666	\$ 1,048,811.00	\$		\$ 2,115.00
CUPERTINO	2	7	7	9	9	1074	1074	1074	\$ 2,852,773.00	\$		\$ 19,035.00
SCCOE	0	0	0	0	0	0	0	0	\$ 91,408.00	\$		\$ -
SANTA CLARA AREA 2 (SELPA CODE 4302)	4	10	10	14	14	2747	2761	2761	\$ 5,839,560.00	\$	2,115.02	\$ 29,610.00
CAMBRIAN	3	0	0	3	3	344	347	347	\$ 611,176.00	\$		\$ 5,029.00
CAMPBELL ESD	1	7	7	8	8	758	766	766	\$ 1,361,347.00	\$		\$ 13,410.00
CAMPBELL HSD	0	1	1	1	1	1082	1083	1083	\$ 1,513,749.00	\$		\$ 1,676.00
LAKESIDE	0	0	0	0	0	8	8	8	\$ 15,706.00	\$		\$ -
LOMA PRIETA	0	0	0	0	0	68	68	68	\$ 98,536.00	\$		\$ -
LOS GATOS	0	4	4	4	4	210	214	214	\$ 515,294.00	\$		\$ 6,705.00
LG-SARATOGA	0	0	0	0	0	380	380	380	\$ 634,751.00	\$		\$ -
LUTH-BURBANK	0	0	0	0	0	45	45	45	\$ 79,510.00	\$		\$ -
MORELAND	2	3	3	5	5	500	505	505	\$ 938,605.00	\$		\$ 8,381.00
SARATOGA	0	0	0	0	0	164	164	164	\$ 339,971.00	\$		\$ -
UNION	1	6	6	7	7	618	625	625	\$ 1,198,631.00	\$		\$ 11,733.00
SCCOE-DISCOVERY	0	0	0	0	0	56	56	56	\$ 103,375.00	\$		\$ -
SCCOE	0	0	0	0	0	322	322	322	\$ 271,531.00	\$		\$ -
SANTA CLARA AREA 3 (SELPA CODE 4303)	7	21	21	28	28	4555	4583	4583	\$ 7,682,182.00	\$	1,676.23	\$ 46,934.00
SAN JOSE USD	0	18	18	18	18	3257	3275	3275	\$ 5,820,427.00	\$		\$ 31,276.00
SCCOE-UNIV PREP	0	0	0	0	0	28	28	28	\$ 52,454.00	\$		\$ -
SCCOE-DISCOVERY II	0	0	0	0	0	67	67	67	\$ 125,516.00	\$		\$ -
SCCOE	0	0	0	0	0	244	244	244	\$ 281,148.00	\$		\$ -
SANTA CLARA AREA 4 (SELPA CODE 4304)	0	18	18	18	18	3596	3614	3614	\$ 6,279,545.00	\$	1,737.56	\$ 31,276.00
SANTA CLARA USD	6	3	3	9	9	2018	2027	2027	\$ 2,977,416.00	\$		\$ 13,353.00
SCCOE	0	0	0	0	0	20	20	20	\$ 59,608.00	\$		\$ -
SANTA CLARA AREA 7 (SELPA CODE 4307)	6	3	3	9	9	2038	2047	2047	\$ 3,037,024.00	\$	1,483.65	\$ 13,353.00

* CODE 100 - Student is attending public school and receiving special education services through an IEP.
 * CODE 200 - Student is parentally placed at a private school, qualifies for special education services and is receiving special education services at the public school through an IEP.
 * CODE 700 - Student is parentally placed at a private school, qualifies for special education services but NOT receiving services at the public school.
 1. The proportionate share must be spent for the group of parentally placed children in private schools. This amount must be reported under Resource 3311.
 2. The CDE is requiring the submission of a budget plan that provides estimated expenditures and an explanation of the intent to expend funds by September 30, 2023, in order to ensure the districts are fully expending federal funds within the grant award period. The Budget Plan will be sent out to the districts on the Expenditure Report # 1. Failure to submit a Budget Plan with the Expenditure Report # 4 will result in a delay of future payments to the SELPA.

2022-23 *ESTIMATED* FEDERAL PRESCHOOL GRANT DISTRIBUTION

RESOURCE 3315, PCA 13430

GRANT AWARD PERIOD: JULY 01, 2022 THROUGH SEPTEMBER 30, 2024

Updated: 3/18/22



For Districts identified as **SIGDIS**, please see footnote below.

RESOURCE CODE 3315,
BALANCE "BEFORE"
PRE-K CEIS (RE 3318)

RESOURCE CODE 3318
For Districts identified as SIGDIS:
Set-Aside 15% of RE3315 for CEIS

RESOURCE CODE 3315
BALANCE "AFTER"
PRE-K CEIS (RE 3318)

DISTRICT	SELPA	DISTRIBUTION METHOD	GRANT AWARD	TOTAL PRESCHOOLERS SIRAS Prior Year April 1 DOS	PER PUPIL AMOUNT	NET GRANT AMOUNT DISTRIBUTION	PRESCHOOL GRANTS COORDINATED EARLY INTERVENING SERVICES (PRE-K CEIS)	NET GRANT AMOUNT DISTRIBUTION	
COE	I	Prior Year April 1 Pre-K Count (Date from SIRAS)		-	\$ 932.98	\$ -	\$ -	\$ -	
COE-Bullis	I			-	\$ 932.98	\$ -	\$ -	\$ -	
LOS ALTOS **SIGDIS**	I			31	\$ 932.98	\$ 28,922.00	\$ 4,338.00	\$ 24,584.00	
MV/Whisman **SIGDIS**	I			58	\$ 932.98	\$ 54,113.00	\$ 8,117.00	\$ 45,996.00	
PALO ALTO **SIGDIS**	I			50	\$ 932.98	\$ 46,649.00	\$ 6,997.00	\$ 39,652.00	
TOTAL SELPA	I		\$ 129,684.00	139		\$ 129,684.00	\$ 19,452.00	\$ 110,232.00	
COE	II	Prior Year April 1 Pre-K Count (Date from SIRAS)		-	\$ 797.06	\$ -	\$ -	\$ -	
CUPERTINO **SIGDIS**	II			92	\$ 797.06	\$ 73,330.00	\$ 11,000.00	\$ 62,330.00	
SUNNYVALE **SIGDIS**	II			99	\$ 797.06	\$ 78,908.00	\$ 11,836.00	\$ 67,072.00	
TOTAL SELPA	II			\$ 152,238.00	191		\$ 152,238.00	\$ 22,836.00	\$ 129,402.00
COE	III	Prior Year April 1 Pre-K Count (Date from SIRAS)		51	\$ 786.15	\$ 40,093.00	\$ -	\$ 40,093.00	
COE - Discovery	III			-	\$ 786.15	\$ -	\$ -	\$ -	
CAMBRIAN	III			22	\$ 786.15	\$ 17,295.00	\$ -	\$ 17,295.00	
CAMPBELL ELEM	III			81	\$ 786.15	\$ 63,678.00	\$ -	\$ 63,678.00	
LAKESIDE	III			1	\$ 786.15	\$ 785.00	\$ -	\$ 785.00	
LOMA PRIETA	III			6	\$ 786.15	\$ 4,717.00	\$ -	\$ 4,717.00	
LOS GATOS	III			5	\$ 786.15	\$ 3,931.00	\$ -	\$ 3,931.00	
LUTHER BURBANK	III			2	\$ 786.15	\$ 1,569.00	\$ -	\$ 1,569.00	
MORELAND **SIGDIS**	III			63	\$ 786.15	\$ 49,527.00	\$ 7,429.00	\$ 42,098.00	
SARATOGA **SIGDIS**	III			10	\$ 786.15	\$ 7,862.00	\$ 1,179.00	\$ 6,683.00	
UNION **SIGDIS**	III			54	\$ 786.15	\$ 42,456.00	\$ 6,368.00	\$ 36,088.00	
TOTAL SELPA	III			\$ 231,913.00	295		\$ 231,913.00	\$ 14,976.00	\$ 216,937.00
COE	IV		Prior Year April 1 Pre-K Count (Date from SIRAS)		7.00	\$ 671.48	\$ 4,700.00	\$ -	\$ 4,700.00
COE-Univ Prep	IV			-	\$ 671.48	\$ -	\$ -	\$ -	
SAN JOSE USD **SIGDIS**	IV			181.00	\$ 671.48	\$ 121,538.00	\$ 18,231.00	\$ 103,307.00	
TOTAL SELPA	IV		\$ 126,238.00	188		\$ 126,238.00	\$ 18,231.00	\$ 108,007.00	
COE	VII	Prior Year April 1 Pre-K Count (Date from SIRAS)		-	\$ 617.26	\$ -	\$ -	\$ -	
SANTA CLARA **SIGDIS**	VII			145	\$ 617.26	\$ 89,503.00	\$ 13,425.00	\$ 76,078.00	
TOTAL SELPA	VII		\$ 89,503.00	145		\$ 89,503.00	\$ 13,425.00	\$ 76,078.00	
TOTAL GRANT AMOUNT - NW SELPA			\$ 729,576.00	958		\$ 729,576.00	\$ 88,920.00	\$ 640,656.00	
TOTAL GRANT AMOUNT - COE	FUND 820 (NW SELPA share only)			58		\$ 44,793.00	\$ -	\$ 44,793.00	
TOTAL GRANT AMOUNT - COE CHARTERS	FUND 882			-		\$ -	\$ -	\$ -	
TOTAL GRANT AMOUNT - DISTRICTS	FUND 100			900		\$ 684,783.00	\$ 88,920.00	\$ 595,863.00	
TOTAL GRANT AMOUNT - NW SELPA				958		\$ 729,576.00	\$ 88,920.00	\$ 640,656.00	

****Significant Fiscal Impact of being identified as Significant Disproportionality (SIGDIS) ****
Under 34 Code of Federal Regulations (CFR) §300.646(b)(2), districts that are identified by the State Education Agency as having significant disproportionality based on race and ethnicity in identification, placement, or disciplinary actions must use fifteen percent (15%) of Individuals with Disabilities Education Act (IDEA) funds (Re 3310 & Re 3315) for CEIS next fiscal year.

Resource Code 3318: Resource code established to separately track expenditures of IDEA Part B funds used for early intervening services provided to pupils not identified as special education. Make a contribution from Resource 3315 using Object 8990 in the amount of expenditures incurred. Record expenditures using the pupil's normal goal, not a Special Education goal.

2022-23 *ESTIMATED* PRESCHOOL STAFF DEVELOPMENT GRANT DISTRIBUTION

RESOURCE 3345, PCA 13431

GRANT AWARD PERIOD: JULY 01, 2022 THROUGH SEPTEMBER 30, 2024

Updated 3/18/22



DISTRICT	SELPA	GRANT AWARD	PER PUPIL AMOUNT	PRIOR YEAR APRIL 1 PRE-K COUNT (SIRAS/DOS)	NET GRANT AMOUNT DISTRIBUTION	DISTRIBUTION METHOD
COE	I		\$7.19	-	\$ -	Prior Year April 1 Pre-K Count (Data from SIRAS)
COE - BULLIS	I		\$7.19	-	\$ -	
LOS ALTOS	I		\$7.19	31	\$ 223.00	
MV/Whisman	I		\$7.19	58	\$ 417.00	
MT VW/L ALTS	I		\$7.19	-	\$ -	
PALO ALTO	I		\$7.19	50	\$ 360.00	
TOTAL SELPA	I	\$ 1,000.00		139	\$ 1,000.00	
COE	II		\$5.24	-	\$ -	Prior Year April 1 Pre-K Count (data from SIRAS)
CUPERTINO	II		\$5.24	99	\$ 518.00	
FREMONT	II		\$5.24	-	\$ -	
SUNNYVALE	II		\$5.24	92	\$ 482.00	
TOTAL SELPA	II	\$ 1,000.00		191	\$ 1,000.00	
COE	III		\$6.78	51	\$ 346.00	Prior Year April 1 Pre-K Count (data from SIRAS)
COE-DISCOVERY	III		\$6.78	-	\$ -	
CAMBRIAN	III		\$6.78	22	\$ 149.00	
CAMPBLL ELM	III		\$6.78	81	\$ 549.00	
CAMPBLL HS	III		\$6.78	-	\$ -	
LAKESIDE	III		\$6.78	1	\$ 7.00	
LOMA PRIETA	III		\$6.78	6	\$ 41.00	
LOS GATOS	III		\$6.78	5	\$ 34.00	
LG/SARATOGA	III		\$6.78	-	\$ -	
LTHR BURBNK	III		\$6.78	2	\$ 13.00	
MORELAND	III		\$6.78	63	\$ 427.00	
SARATOGA	III		\$6.78	10	\$ 68.00	
UNION	III		\$6.78	54	\$ 366.00	
TOTAL SELPA	III	\$ 2,000.00		295	\$ 2,000.00	
COE	IV		\$7.81	7	\$ 55.00	Prior Year April 1 Pre-K Count (data from SIRAS)
COE-UNIV PREP	IV		\$7.81	-	\$ -	
SJUSD	IV		\$7.81	181	\$ 1,413.00	
TOTAL SELPA	IV	\$ 1,468.00		188	\$ 1,468.00	-
COE	VII		\$6.90	-	\$ -	Prior Year April 1 Pre-K Count (data from SIRAS)
SC UNIFIED	VII		\$6.90	145	\$ 1,000.00	
TOTAL SELPA	VII	\$ 1,000.00		145	\$ 1,000.00	-
TOTAL GRANT AMOUNT - NW SELPA		\$ 6,468.00		958	\$ 6,468.00	-

TOTAL GRANT AMOUNT - COE	FUND 820 (NW SELPA share only)			58	\$ 401.00	
TOTAL GRANT AMOUNT - COE CHARTERS	FUND 882			-	\$ -	
TOTAL GRANT AMOUNT - DISTRICTS	FUND 100			900	\$ 6,067.00	
TOTAL GRANT AMOUNT - NW SELPA				958	\$ 6,468.00	

Counts all 3 and 4 year olds by age, and 5 year olds coded as "preschoolers".

**SPECIAL EDUCATION ALTERNATE DISPUTE RESOLUTION GRANT
RESOURCE 3395, PCA 13007**

SELPA	GRANT AWARD
SELPA 1	\$ 14,922.00
SELPA 2	\$ 14,922.00
SELPA 3	\$ 14,922.00
SELPA 4	\$ 14,922.00
SELPA 7	\$ 14,922.00

APPENDIX H MENTAL HEALTH FUNDING

These grants are both distributed to SELPAs by CDE using P2 Total K-12 ADA. The Federal MH Grant is not expected to change after the initial Grant Letters were received. But changes to the SELPA State MH Award amounts will be expected when current P2 ADA is finalized.

1. Estimate of State Mental Health (Resource 6546)
2. Federal Mental Health Services Grant (Resource 3327)



Mental Health Average Daily Attendance (PCA 15197/Resource Code 3327)

The Mental Health Average Daily Attendance (ADA) grants are funded through Individuals with Disabilities Education Act (IDEA), Part B. Grant funds shall be available only for the purpose of providing educationally-related mental health services, including out-of-home residential services for emotionally disturbed students, required by an Individualized Education Plan (IEP) pursuant to the federal IDEA of 2004 (20 USC Sec. 1400 et seq.) and as described in Section 56363 of the *Education Code (EC)*. The grant awards allocated to each Special Education Local Plan Area (SELPA) are calculated on the basis of prior year P-2 ADA.

Special Education Mental Health Services (Resource Code 6546)

The purpose of these funds is to support all mental health-related services to students *with or without* an individualized education program pursuant to the federal Individuals with Disabilities Education Act and as described in the California *Education Code* sections 56363 and 56836.07.

2022-23 *ESTIMATED* FEDERAL MENTAL HEALTH GRANT DISTRIBUTION

RESOURCE 3327, PCA 15197

GRANT AWARD PERIOD: JULY 01, 2022 THROUGH SEPTEMBER 30, 2024

Updated: 3/16/2022



SELPA/DISTRICT	B		C		D		DISTRIBUTION METHOD
	(PRIOR YEAR) CALPADS ED PUPIL COUNT	% OF SELPA	(PRIOR YEAR) JUNE P-2 TOTAL K-12 ADA (INC CODE, EXC AED)	% OF SELPA	(PRIOR YEAR) JUNE P-2 TOTAL K-12 ADA HIGH SCHOOL DISTRICTS WEIGHTED AT 1.5 (INC CODE, EXC AED)	% OF SELPA	
SCCOE	1.00	0.83%	1,044.80	4.60%	1,044.80	3.91%	(PRIOR YEAR) TOTAL K-12 ADA
LOS ALTOS	9.00	7.50%	3,283.62	14.45%	3,283.62	12.30%	HIGH SCHOOL DISTRICTS WEIGHTED AT 1.5 (INC CODE, EXC AED)
PALO ALTO USD	65.00	54.17%	9,908.51	43.61%	11,174.45	44.12%	
MV-LA HSD	41.00	34.17%	4,204.41	18.51%	6,306.62	23.63%	
MV-WHISMAN	4.00	3.33%	4,278.45	18.83%	4,278.45	16.03%	
SELPA I	120.00	100.00%	22,719.79	100.00%	26,687.93	100.00%	262,885.00
*SELPA II - As part of the cost sharing arrangement, SELPA II agreed to pass Federal Mental Health Funds through to Fremont UHSD and Fremont UHSD agreed to manage the Therapeutic Services Contract with an agreed upon NPA to support the TSDC programs.							
SCCOE	90.00	76.27%	9,924.83	35.71%	14,887.25	45.46%	SELPA II - 100% DISTRIBUTION TO HIGH SCHOOL DISTRICT*
SUNNYVALE	14.00	11.86%	4,237.24	15.25%	4,237.24	12.94%	
CUPERTINO	14.00	11.86%	13,627.08	49.04%	13,627.08	41.61%	
SELPA II	118.00	100.00%	27,789.15	100.00%	32,751.57	100.00%	321,542.00
SELPA III - 100% DISTRIBUTION TO HIGH SCHOOL DISTRICT							
SCCOE	1.00	0.5747%	531.12	1.53%	531.12	1.31%	SELPA III - (PRIOR YEAR) ADA
SCCOE - DISCOVERY	7.00	4.0230%	2,881.14	8.28%	2,881.14	7.12%	
CAMBRIAN	11.00	6.3218%	5,925.50	17.03%	5,925.50	14.65%	
CAMPBELL FSD	63.00	36.2069%	8,108.76	23.30%	12,163.14	30.06%	
LAKESIDE	1.00	0.5747%	63.57	0.18%	63.57	0.16%	
LOMA PRIETA	0.00	0.0000%	411.43	1.18%	411.43	1.02%	
LOS GATOS	4.00	2.2989%	2,513.83	7.22%	2,513.83	6.21%	
IG-SARATOGA HSD	51.00	29.3103%	3,221.35	9.26%	4,832.03	11.94%	
LUTHER BURBANK	2.00	1.1494%	401.83	1.15%	401.83	0.99%	
MORELAND	21.00	12.0690%	3,877.08	11.14%	3,877.08	9.58%	
SARATOGA	9.00	5.1724%	1,560.29	4.48%	1,560.29	3.86%	
UNION	4.00	2.2989%	5,298.30	15.23%	5,298.30	13.10%	
SELPA III	174.00	100.0000%	34,794.20	100.00%	40,459.26	100.0%	
SELPA IV - 100% DISTRIBUTION TO HIGH SCHOOL DISTRICT							
SCCOE	2.00	2.11%	503.56	1.99%	503.56	1.69%	(PRIOR YEAR) ED PUPIL COUNT
SCCOE - DISCOVERY II	0.00	0.00%	704.90	2.79%	704.90	2.37%	
SHUSD	93.00	97.89%	24,052.35	95.22%	28,550.65	95.94%	
SELPA IV	95.00	100.00%	25,260.81	100.00%	29,759.11	100.00%	292,286.00
SCCOE	61.00	100.00%	13,246.41	100.00%	15,356.59	100.00%	(PRIOR YEAR) ED PUPIL COUNT
SCUSD	61.00	100.00%	13,246.41	100.00%	15,356.59	100.00%	
SELPA VII	122.00	100.00%	26,492.82	100.00%	30,713.18	100.00%	153,271.00
TOTAL - NW SELPA	568.00		123,810.36		145,014.44		1,432,580.00

TOTAL GRANT AMOUNT - COE	\$	22,590.00
TOTAL GRANT AMOUNT - COE CHARTERS	\$	1,403,990.00
TOTAL GRANT AMOUNT - DISTRICTS	\$	1,432,580.00
TOTAL GRANT AMOUNT - NW SELPA	\$	1,432,580.00

2022-23 *ESTIMATED* STATE MENTAL HEALTH ALLOCATION

Effective 2020-21, the new State Mental Health Resource is 6546, (previously, the Resource was 6572 (2011-12 through 2019-20). Funds are used to provide all mental health-related services for pupils with or without an individualized education program as described in the California Education Code (EC) Section 36506.07.

RESOURCE 6546, PCA 24536

Updated: 3/15/22

SELPA/DISTRICT	B		C		D	
	(PRIOR YEAR) CALPADS ED PUPIL COUNT	% OF SELPA	(PRIOR YEAR) JUNE P-2 TOTAL K-12 ADA (INC COE, EXC AED)	% OF SELPA	(PRIOR YEAR) JUNE P-2 TOTAL K-12 ADA HIGH SCHOOL DISTRICTS WEIGHTED AT 1.5 (INC COE, EXC AED)	% OF SELPA
SCCOE						
SCCOE CHARTER - BULLIS	1.00	0.83%	1,044.80	4.60%	1,044.80	3.91%
LOS ALTOS	9.00	7.50%	3,283.62	14.45%	3,283.62	12.30%
PALO ALTO USD	65.00	54.17%	9,908.51	43.61%	11,774.45	44.12%
MV-LA HSD	41.00	34.17%	4,204.41	18.51%	6,306.62	23.63%
MV-WHISMAN	4.00	3.33%	4,278.45	18.83%	4,278.45	16.03%
SELPA I	120.00	100.00%	22,719.79	100.00%	26,687.93	100.00%
*SELPA II - PROPOSED SET-ASIDE: As part of the cost sharing arrangement, SELPA II agreed to pass Federal Mental Health Funds through to Fremont UHSD and Fremont UHSD agreed to manage the Therapeutic Services Contract with an agreed upon NPA to support the TSDC programs.						
SCCOE						
FREMONT HSD	90.00	76.27%	9,974.83	35.71%	14,887.25	45.46%
SUNNYVALE	14.00	11.86%	4,237.24	15.25%	4,237.24	12.94%
CUPERTINO	14.00	11.86%	13,627.08	49.04%	13,627.08	41.61%
SELPA II	118.00	100.00%	27,789.15	100.00%	32,751.57	100.00%
CURRENT YEAR P-1 EST						
SCCOE						
SCCOE CHARTER - DISCOVERY	1.00	0.5747%	531.12	1.53%	531.12	1.31%
CAMBRIAN	7.00	4.0230%	2,881.14	8.28%	2,881.14	7.12%
CAMPBELL ESD	11.00	6.3218%	5,925.50	17.03%	5,925.50	14.65%
CAMPBELL HSD	63.00	36.2069%	8,108.76	23.30%	12,163.14	30.06%
LAKESIDE	1.00	0.5747%	63.57	0.18%	63.57	0.16%
LOMA PRIETA	0.00	0.0000%	411.43	1.18%	411.43	1.02%
LOS GATOS	4.00	2.2989%	2,513.83	7.22%	2,513.83	6.21%
LG-SARATOGA HSD	51.00	29.3103%	3,221.35	9.26%	4,832.03	11.94%
LUTHER BURBANK	2.00	1.1494%	401.83	1.15%	401.83	0.99%
MORELAND	21.00	12.0690%	3,877.08	11.14%	3,877.08	9.58%
SARATOGA	9.00	5.1724%	1,560.29	4.48%	1,560.29	3.86%
UNION	4.00	2.2989%	5,298.30	15.23%	5,298.30	13.10%
SELPA III	174.00	100.0000%	34,794.20	100.00%	40,459.26	100.00%
SCCOE						
SCCOE CHARTER - DISCOVERY II	2.00	2.11%	503.56	1.99%	503.56	1.69%
SCCOE CHARTER - UNIV PREP	0.00	0.00%	704.90	2.37%	704.90	2.37%
SIUSD	93.00	97.89%	24,052.35	95.22%	28,550.65	95.94%
SELPA IV	95.00	100.00%	25,260.81	100.00%	29,759.11	100.00%
SCCOE						
SCUSD	61.00	100.00%	13,246.41	100.00%	15,356.59	100.00%
SELPA VII	61.00	100.00%	13,246.41	100.00%	15,356.59	100.00%
TOTAL - NW SELPA	568.00		123,810.36		145,014.44	

TOTAL GRANT AMOUNT - COE	FUND 81	\$ -
TOTAL GRANT AMOUNT - CHARTERS	FUND 86	\$ 136,676.00
TOTAL GRANT AMOUNT - DISTRICTS	FUND 10	\$ 8,530,602.00
TOTAL GRANT AMOUNT - NW SELPA		\$ 8,667,278.00

NET DISTRIBUTION	DISTRIBUTION METHOD
\$ -	
\$ 62,266.00	(PRIOR YEAR) JOTAL K-12 ADA
\$ 195,690.00	HIGH SCHOOL DISTRICTS WEIGHTED AT 1.5 (INC COE, EXC AED)
\$ 701,707.00	HIGH SCHOOL DISTRICTS WEIGHTED AT 1.5 (INC COE, EXC AED)
\$ 375,847.00	
\$ 254,977.00	
\$ 1,590,487.00	
\$ -	PRIOR YEAR JUNE P-2 WEIGHTED ADA, AFTER FULL PAYMENT OF THERAPEUTIC SERVICES CONTRACT TO FREMONT UHSD*
\$ 1,082,242.00	
\$ 204,724.00	
\$ 658,399.00	
\$ 1,945,365.00	
\$ -	
\$ -	
\$ 37,181.00	
\$ 201,693.00	
\$ 414,811.00	
\$ 567,649.00	
\$ 4,450.00	
\$ 28,802.00	(CURRENT YEAR) TOTAL K-12 ADA
\$ 175,979.00	
\$ 225,509.00	
\$ 28,130.00	
\$ 271,413.00	
\$ 109,227.00	(PRIOR YEAR) ED PUPIL COUNT
\$ 370,904.00	
\$ 2,435,748.00	
\$ -	
\$ -	
\$ 37,229.00	
\$ -	
\$ 1,731,141.00	
\$ 1,768,370.00	
\$ -	
\$ -	
\$ 927,308.00	(PRIOR YEAR) ED PUPIL COUNT
\$ 927,308.00	
\$ -	
\$ 8,667,278.00	

APPENDIX I
SELPA ADMINISTRATIVE UNIT

1. SELPA AU Budget
2. SELPA Staff Development Budget
3. Low Incidence Equipment Revenue and Low Incidence Services

SUMMARY BUDGET - SELPA AU

2022-23 PROPOSED SELPA ADMINISTRATIVE UNIT BUDGET

	2022-23
DESCRIPTION	PROPOSED BUDGET
TOTAL REVENUE	1,427,580
BEGINNING FUND BALANCE	-
TOTAL REVENUE AND BEGINNING FUND BALANCE	1,427,580
TOTAL CERTIFICATED & CLASSIFIED	
SALARIES	707,137
BENEFITS	302,349
MATERIALS & SUPPLIES	6,000
SERVICES & OTHER OPERATING EXPENSE	294,220
CAPITAL OUTLAY	-
INDIRECT CHARGE	117,874
TOTAL EXPENDITURES	1,427,580
ENDING FUND BALANCE	-

**Note: Any prior year ending fund balance was not factored in the Proposed Budget beginning balance.*

2022-23 PROPOSED SELPA ADMINISTRATIVE UNIT BUDGET - STAFF DEVELOPMENT

	2022-23
DESCRIPTION	PROPOSED BUDGET
TOTAL REVENUE	12,000
BEGINNING FUND BALANCE	-
TOTAL REVENUE AND BEGINNING FUND BALANCE	12,000
TOTAL CERTIFICATED SALARIES	-
TOTAL CLASSIFIED SALARIES	-
BENEFITS	-
MATERIALS & SUPPLIES	3,000
SERVICES & OTHER OPERATING EXPENSE	8,009
CAPITAL OUTLAY	-
INDIRECT CHARGE	991
TOTAL EXPENDITURES	12,000
ENDING FUND BALANCE	-

**Note: Any prior year ending fund balance was not factored in the Proposed Budget beginning balance.*

2022-23 *ESTIMATED* LOW INCIDENCE (LI) FUNDS

SELPA/DISTRICT	ESTIMATED LOW INCIDENCE PUPIL COUNT FROM CDE (DSEA) FALL 2019	SCOE(DOS) LOW INCIDENCE PUPIL COUNT BY DOR USING SIRAS DEC 2019	% SCOE DOS	ESTIMATED LOW INCIDENCE PUPIL COUNT WITH SCODE DISTRIBUTION	% ALLOC	Cost Center for SELPA AU FUND 810
SCOE-4301	-	5	0%	5	3%	322121
SCOE CHARTER - BULLIS	6	-	0%	6	3%	322122
LOS ALTOS	27	-	0%	27	15%	
PALO ALTO USD	64	-	0%	64	36%	
NW LA HSD	28	(5)	100%	23	13%	
NW WHISMAN	55	-	0%	55	31%	322120
SELPA I	180	-	100%	180	100%	
SCOE-4302	-	25	17%	25	17%	322221
FREMONT HSD	53	(11)	44%	42	28%	
SUNNYVALE	30	(5)	20%	25	17%	
CUPERTINO	68	(9)	36%	59	39%	322220
SELPA II	151	-	100%	151	100%	
SCOE-4303	-	96	38%	96	38%	322321
SCOE CHARTER - DISCOVERY	2	-	0%	2	1%	322332
CAMBRIAN	29	(9)	9%	20	8%	322320
CAMPBELL ESD	63	(22)	23%	41	16%	322322
CAMPBELL HSD	78	(45)	47%	33	13%	322323
LAKEVIEW	1	-	0%	1	0%	322324
LOMA PRIETA	2	-	0%	2	1%	322325
LOS GATOS	11	(1)	1%	10	4%	322326
LG-SARATOGA HSD	18	(5)	5%	13	5%	322327
LUTHER BURBANK	-	-	0%	-	0%	322328
MORELAND	18	(4)	4%	14	6%	322329
SARATOGA	6	(1)	1%	5	2%	322330
UNION	26	(9)	9%	17	7%	322331
SELPA III	254	-	100%	254	100%	
SCOE-4304	-	54	31%	54	31%	322421
SCOE CHARTER - DISCOVERY II	1	-	0%	1	1%	322423
SCOE CHARTER - UNIV PREP	-	-	0%	-	0%	322422
SIUSD	176	(54)	100%	122	69%	322420
SELPA IV	177	-	100%	177	100%	
SCOE-4307	-	13	9%	13	9%	322721
SCUSD	138	(13)	100%	125	91%	322720
SELPA VII	138	-	100%	138	100%	
TOTAL - NW SELPA	900	-		900		

Allocation and Use of LI Funds			80% - DISTRICTS FUND 100		
20% - SELPA AU FUND 810	LOW INC REVENUE TRANSFERRED TO DISTRICTS FOR LOW INC USE	REDISTRIBUTE SCOE LOW INC (80%) TO DOR	ADJUSTED LOW INC TRANSFERRED TO DISTRICTS FOR LOW INC USE		
\$ 3,300.00	\$ 660.00	\$ -	\$ -	\$ -	\$ -
\$ 3,300.00	\$ 3,300.00	\$ (13,200.00)	\$ -	\$ -	\$ -
\$ 3,300.00	\$ 15,840.00	\$ -	\$ 15,840.00	\$ -	\$ -
\$ 111,540.00	\$ 71,280.00	\$ -	\$ 71,280.00	\$ -	\$ -
\$ 118,800.00	\$ 168,960.00	\$ -	\$ 168,960.00	\$ -	\$ -
\$ -	\$ 60,720.00	\$ 13,200.00	\$ 73,920.00	\$ -	\$ -
\$ -	\$ 145,200.00	\$ -	\$ 145,200.00	\$ -	\$ -
\$ -	\$ 475,200.00	\$ -	\$ 475,200.00	\$ -	\$ -
\$ -	\$ -	\$ -	\$ -	\$ -	\$ -
\$ 660.00	\$ 2,640.00	\$ -	\$ -	\$ -	\$ -
\$ 660.00	\$ 660.00	\$ (66,000.00)	\$ -	\$ -	\$ -
\$ 26,500.00	\$ 110,880.00	\$ 29,040.00	\$ 139,920.00	\$ -	\$ -
\$ 73,160.00	\$ 66,000.00	\$ -	\$ 79,200.00	\$ -	\$ -
\$ 95,660.00	\$ 155,760.00	\$ 23,760.00	\$ 179,520.00	\$ -	\$ -
\$ -	\$ 398,640.00	\$ -	\$ 398,640.00	\$ -	\$ -
\$ -	\$ -	\$ -	\$ -	\$ -	\$ -
\$ 660.00	\$ 2,640.00	\$ -	\$ -	\$ -	\$ -
\$ 62,801.00	\$ 253,999.00	\$ (253,999.00)	\$ -	\$ -	\$ -
\$ 1,320.00	\$ 5,280.00	\$ -	\$ 5,280.00	\$ -	\$ -
\$ 13,200.00	\$ 52,800.00	\$ 23,812.00	\$ 76,612.00	\$ -	\$ -
\$ 27,060.00	\$ 108,240.00	\$ 58,208.00	\$ 166,448.00	\$ -	\$ -
\$ 21,780.00	\$ 87,120.00	\$ 119,062.00	\$ 206,182.00	\$ -	\$ -
\$ 660.00	\$ 2,640.00	\$ -	\$ 2,640.00	\$ -	\$ -
\$ 1,879.00	\$ 4,721.00	\$ -	\$ 4,721.00	\$ -	\$ -
\$ 6,600.00	\$ 26,400.00	\$ 2,646.00	\$ 29,046.00	\$ -	\$ -
\$ 8,580.00	\$ 34,320.00	\$ 13,225.00	\$ 47,545.00	\$ -	\$ -
\$ -	\$ -	\$ -	\$ -	\$ -	\$ -
\$ 9,240.00	\$ 36,960.00	\$ 10,983.00	\$ 47,943.00	\$ -	\$ -
\$ 3,900.00	\$ 15,200.00	\$ 2,646.00	\$ 17,846.00	\$ -	\$ -
\$ 11,220.00	\$ 44,880.00	\$ 23,813.00	\$ 68,693.00	\$ -	\$ -
\$ 167,640.00	\$ 670,560.00	\$ -	\$ 670,560.00	\$ -	\$ -
\$ -	\$ -	\$ -	\$ -	\$ -	\$ -
\$ 660.00	\$ 2,640.00	\$ -	\$ -	\$ -	\$ -
\$ 35,640.00	\$ 142,560.00	\$ (142,560.00)	\$ -	\$ -	\$ -
\$ 660.00	\$ 2,640.00	\$ -	\$ 2,640.00	\$ -	\$ -
\$ 80,520.00	\$ 322,080.00	\$ 142,560.00	\$ 464,640.00	\$ -	\$ -
\$ 116,820.00	\$ 467,280.00	\$ -	\$ 467,280.00	\$ -	\$ -
\$ -	\$ -	\$ -	\$ -	\$ -	\$ -
\$ 660.00	\$ 2,640.00	\$ -	\$ -	\$ -	\$ -
\$ 8,580.00	\$ 34,320.00	\$ (34,320.00)	\$ -	\$ -	\$ -
\$ 91,080.00	\$ 330,000.00	\$ 34,320.00	\$ 364,320.00	\$ -	\$ -
\$ -	\$ -	\$ -	\$ -	\$ -	\$ -
\$ -	\$ -	\$ -	\$ -	\$ -	\$ -
\$ 594,000.00	\$ 2,376,000.00	\$ -	\$ 2,376,000.00	\$ -	\$ -
\$ -	\$ -	\$ -	\$ -	\$ -	\$ -
\$ 2,970,000.00	\$ 11,880,000.00	\$ -	\$ 11,880,000.00	\$ -	\$ -

Allocation:
 *20% - SELPA for Li equipment and materials only
 SELPA will process and purchase items that are \$500 or above - each item must cost \$500 or more.
 SELPA will continue to use LI funds based on CDE guidelines, monitor inventory, and be prepared for any audit.
 SELPA will return any unspent LI funds to districts using prior year LI pupil count
 *80% - Districts to spend on LI services and/or items less than \$500
 Districts will use LI funds based on CDE guidelines and be prepared for any audit
 SELPA will not reimburse districts since districts also receive LI funds

