

# 2022-23 LCFF Budget Overview for Parents Data Input Sheet

<b>Local Educational Agency (LEA) Name:</b>	Opportunity Youth Academy
<b>CDS Code:</b>	43104390135087
<b>LEA Contact Information:</b>	Name: Phil Morales Position: Director/Principal Email: pmorales@sccoe.org Phone: 408-573-3261
<b>Coming School Year:</b>	2022-23
<b>Current School Year:</b>	2021-22

\*NOTE: The "High Needs Students" referred to in the tables below are Unduplicated Students for LCFF funding purposes.

<b>Projected General Fund Revenue for the 2022-23 School Year</b>	<b>Amount</b>
<b>Total LCFF Funds</b>	\$2,856,485
<b>LCFF Supplemental &amp; Concentration Grants</b>	\$565,497
<b>All Other State Funds</b>	\$21,984
<b>All Local Funds</b>	\$0.00
<b>All federal funds</b>	\$559,280
<b>Total Projected Revenue</b>	\$3,437,749

<b>Total Budgeted Expenditures for the 2022-23 School Year</b>	<b>Amount</b>
<b>Total Budgeted General Fund Expenditures</b>	\$5,568,801
<b>Total Budgeted Expenditures in the LCAP</b>	\$1,417,853
<b>Total Budgeted Expenditures for High Needs Students in the LCAP</b>	\$565,497
<b>Expenditures not in the LCAP</b>	\$4,150,948

<b>Expenditures for High Needs Students in the 2021-22 School Year</b>	<b>Amount</b>
<b>Total Budgeted Expenditures for High Needs Students in the LCAP</b>	\$589,589
<b>Actual Expenditures for High Needs Students in LCAP</b>	\$589,589

<b>Funds for High Needs Students</b>	<b>Amount</b>
<b>2022-23 Difference in Projected Funds and Budgeted Expenditures</b>	\$0
<b>2021-22 Difference in Budgeted and Actual Expenditures</b>	\$0

<b>Required Prompts(s)</b>	<b>Response(s)</b>
<b>Briefly describe any of the General Fund Budget Expenditures for the school year not included in the Local Control and Accountability Plan (LCAP).</b>	General Funds not allocated for LCAP are to include: (a) supplies and materials, (b) human resources, (c) staffing, (d) administrative functions, (e) school operations, (f) facilities and maintenance, and (f) educational programming.

# LCFF Budget Overview for Parents

Local Educational Agency (LEA) Name: Opportunity Youth Academy

CDS Code: 43104390135087

School Year: 2022-23

LEA contact information:

Phil Morales

Director/Principal

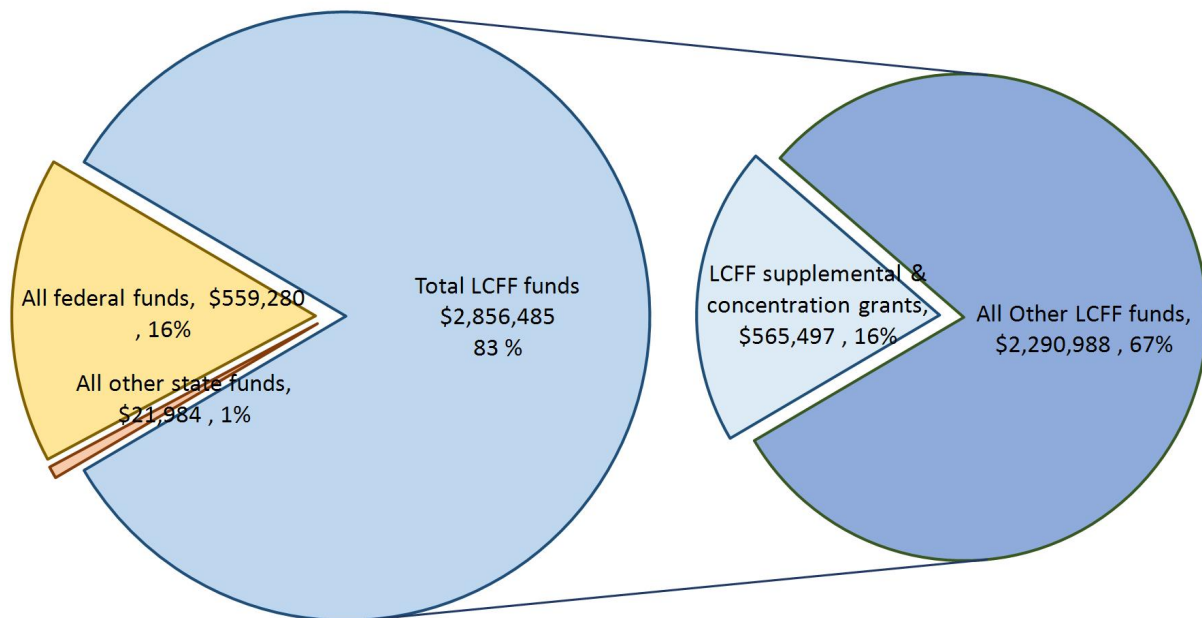
pmorales@sccoe.org

408-573-3261

School districts receive funding from different sources: state funds under the Local Control Funding Formula (LCFF), other state funds, local funds, and federal funds. LCFF funds include a base level of funding for all LEAs and extra funding - called "supplemental and concentration" grants - to LEAs based on the enrollment of high needs students (foster youth, English learners, and low-income students).

## Budget Overview for the 2022-23 School Year

### Projected Revenue by Fund Source



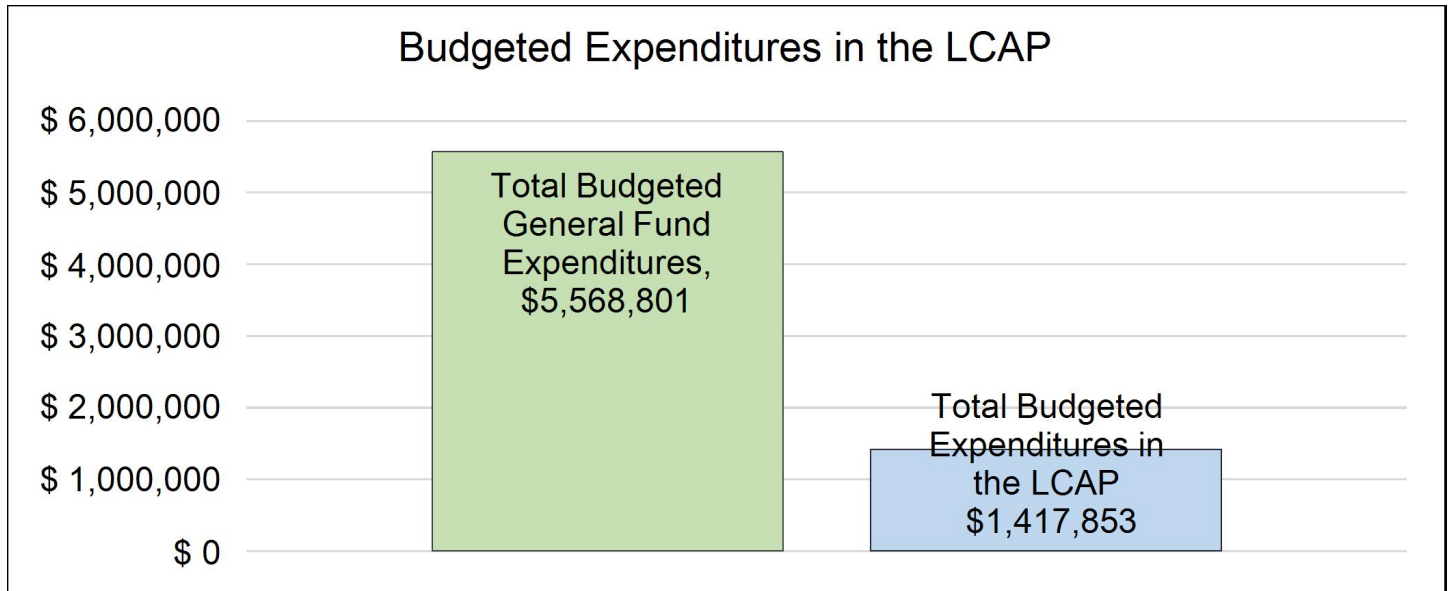
This chart shows the total general purpose revenue Opportunity Youth Academy expects to receive in the coming year from all sources.

The text description for the above chart is as follows: The total revenue projected for Opportunity Youth Academy is \$3,437,749, of which \$2,856,485 is Local Control Funding Formula (LCFF), \$21,984 is other state funds, \$0.00 is local funds, and \$559,280 is federal funds. Of the \$2,856,485 in LCFF Funds,

\$565,497 is generated based on the enrollment of high needs students (foster youth, English learner, and low-income students).

# LCFF Budget Overview for Parents

The LCFF gives school districts more flexibility in deciding how to use state funds. In exchange, school districts must work with parents, educators, students, and the community to develop a Local Control and Accountability Plan (LCAP) that shows how they will use these funds to serve students.



This chart provides a quick summary of how much Opportunity Youth Academy plans to spend for 2022-23. It shows how much of the total is tied to planned actions and services in the LCAP.

The text description of the above chart is as follows: Opportunity Youth Academy plans to spend \$5,568,801 for the 2022-23 school year. Of that amount, \$1,417,853 is tied to actions/services in the LCAP and \$4,150,948 is not included in the LCAP. The budgeted expenditures that are not included in the LCAP will be used for the following:

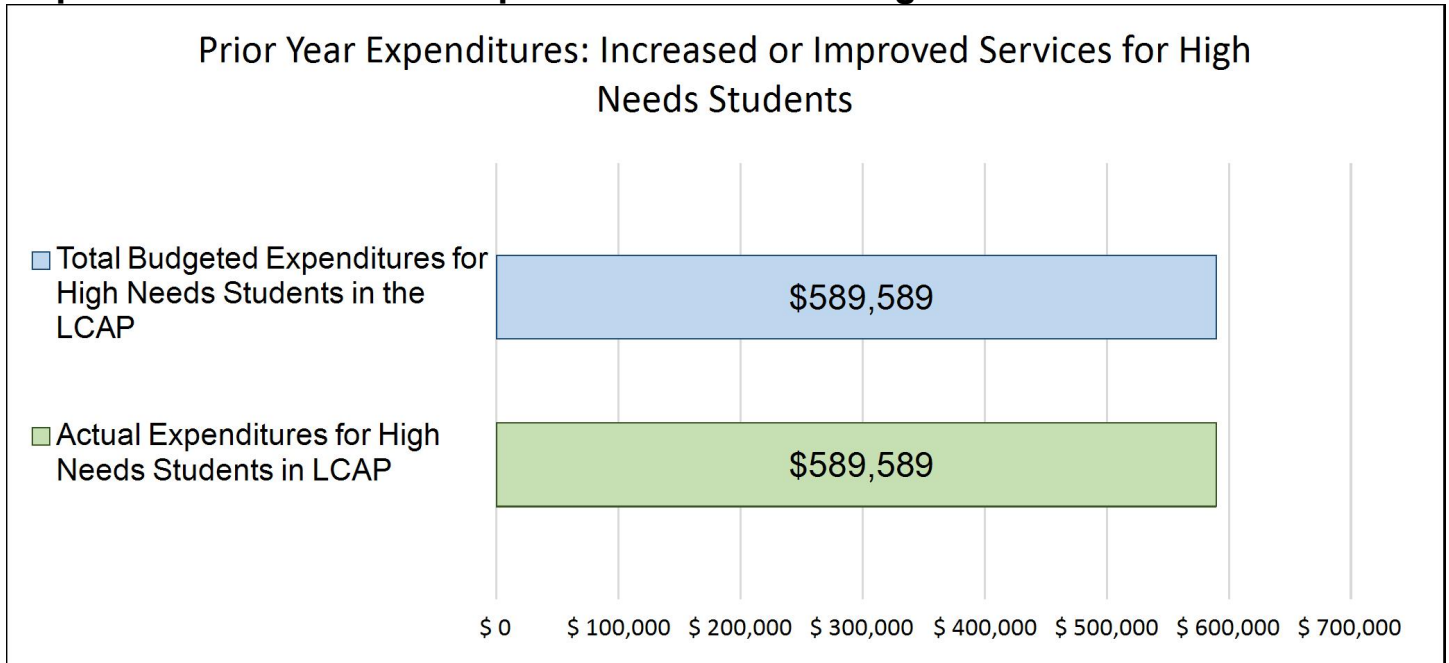
General Funds not allocated for LCAP are to include: (a) supplies and materials, (b) human resources, (c) staffing, (d) administrative functions, (e) school operations, (f) facilities and maintenance, and (f) educational programming.

## Increased or Improved Services for High Needs Students in the LCAP for the 2022-23 School Year

In 2022-23, Opportunity Youth Academy is projecting it will receive \$565,497 based on the enrollment of foster youth, English learner, and low-income students. Opportunity Youth Academy must describe how it intends to increase or improve services for high needs students in the LCAP. Opportunity Youth Academy plans to spend \$565,497 towards meeting this requirement, as described in the LCAP.

# LCFF Budget Overview for Parents

## Update on Increased or Improved Services for High Needs Students in 2021-22



This chart compares what Opportunity Youth Academy budgeted last year in the LCAP for actions and services that contribute to increasing or improving services for high needs students with what Opportunity Youth Academy estimates it has spent on actions and services that contribute to increasing or improving services for high needs students in the current year.

The text description of the above chart is as follows: In 2021-22, Opportunity Youth Academy's LCAP budgeted \$589,589 for planned actions to increase or improve services for high needs students. Opportunity Youth Academy actually spent \$589,589 for actions to increase or improve services for high needs students in 2021-22.