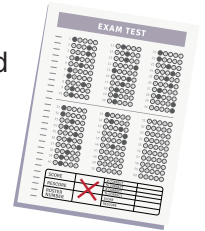


SB 692 Special Education Inclusion Act



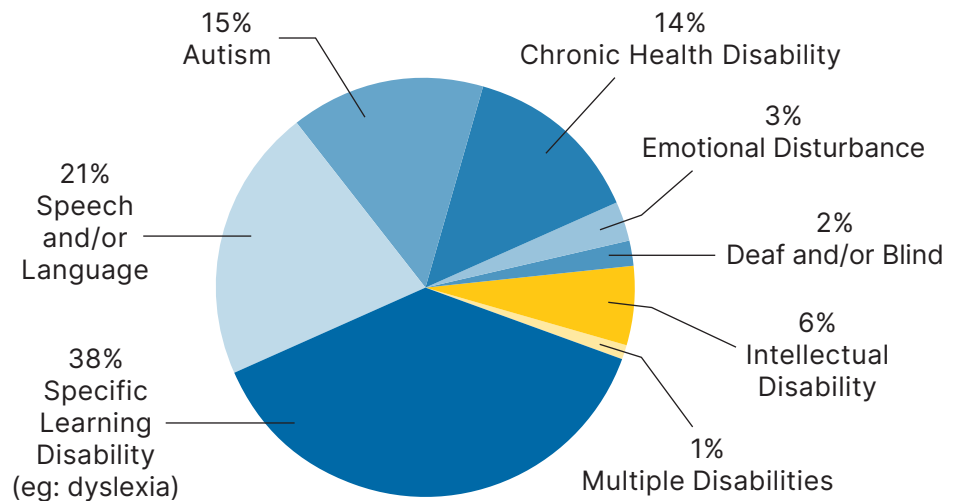
12% of California students have been identified with a disability.

In 2019, students with disabilities scored on average **88 points and 119 points below standard** on English and math assessments, respectively.



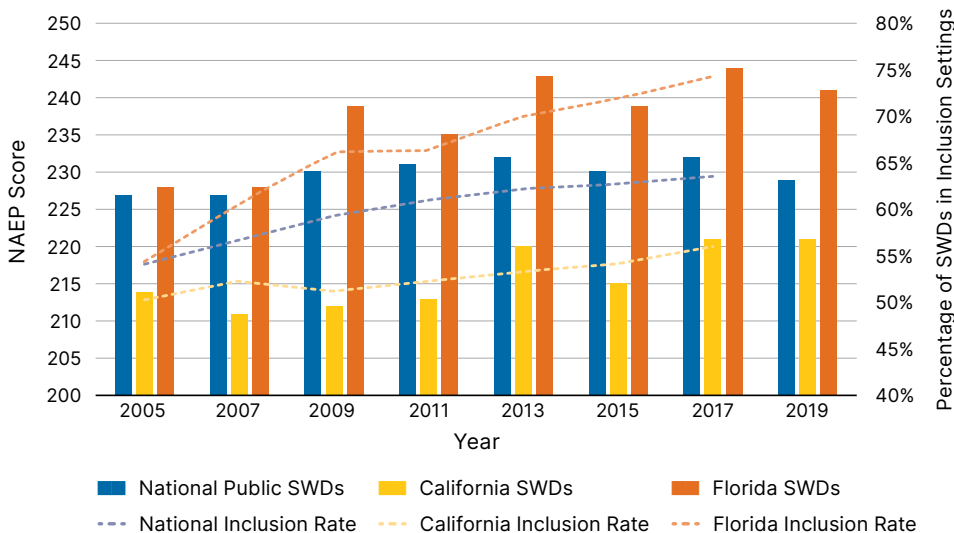
More than 90% of students with a disability can keep pace academically with their peers when appropriately accommodated.

Yet only 53% of California's students with disabilities spend time in a general education classroom.



States that have increased their inclusion (least restrictive environment) rates over the last decade have seen parallel increases in academic achievement for students with disabilities.

Grade 8 Reading: NAEP Scores and Inclusion Rates in California, Florida, and Nationally



SB 692 would:

Incentivize districts to place students with disabilities in the most inclusive environment that is appropriate by adding an existing federal indicator (least restrictive environment) to the state accountability dashboard.

