



# Santa Clara County Office of Education

2017-2018

## **ANNUAL CHARTER SCHOOL DATA BOOK**

CHARTER SCHOOLS DEPARTMENT  
OFFICE OF THE SUPERINTENDENT

# FRAMING OUR FUTURE

## Mission

The Santa Clara County Office of Education is committed to serving, inspiring, and promoting student and public school success.

## Vision

Transforming Education through Leadership, Service, and Advocacy

## Goals

Improve student equity and access to high quality education

Provide support to districts, communities, schools, and students

Be a premier employer

Improve organizational effectiveness and efficiency

## Values

Students First	Collaboration
Innovation	Service

# Santa Clara County Board of Education



**Rosemary Kamei**  
*Board President*

Area 3: Campbell Union, Luther Burbank, Moreland Union and Campbell Union High school districts and a small portion of San Jose Unified and Santa Clara Unified



**Joseph Di Salvo**  
*Board Member*

Area 4: Majority portion of San Jose Unified, a portion of Oak Grove and corresponding portion of East Side Union High school districts



**Darcie Green**  
*Board Member*

Area 6: Alum Rock, Mt Pleasant, and Franklin-McKinley and corresponding portion of East Side Union High school districts and a small portion of San Jose Unified



**Kathleen M. King**  
*Board Member*

Area 2: Cupertino Union, Lakeside Joint, Loma Prieta Joint Union, Los Gatos Union, Saratoga Union, and Los Gatos-Saratoga Joint High school district and small portions of Santa Clara Unified and Sunnyvale and the corresponding portion of Fremont Union High



**Grace H. Mah**  
*Board Member*

Area 1: Palo Alto Unified, Los Altos, Mountain View Whisman, Mountain View-Los Altos Union High school districts and a majority portion of Sunnyvale school district and the corresponding portions of Fremont Union High school district



**Claudia Rossi**  
*Board Member*

Area 7: Morgan Hill Unified, Gilroy Unified, Evergreen, and a portion of Oak Grove and corresponding portion of East Side Union High school districts



**Anna Song**  
*Board Member*


Area 5: Majority portion of Santa Clara Unified, Milpitas Unified, Orchard, Berryessa Union, and corresponding portion of East Side Union High school districts

## County Superintendent of Schools



**Dr. Mary Ann Dewan**  
County Superintendent of Schools

The Santa Clara County Board of Education (SCCBOE) is the elected governing body of the Santa Clara County Office of Education (SCCOE). The SCCBOE works with the County Superintendent to develop sound educational policies and ensure the solvency of the SCCOE. Together, they are a strong and cohesive team that helps the SCCOE continuously set and achieve new levels of service and excellence. The Trustees are elected from different regions of the county and serve four-year terms.



## A Message from the Santa Clara County Board of Education and the Superintendent

In 1992, the California lawmakers passed a law allowing charter schools to operate. California was the second state to pass legislation allowing charters (Minnesota was the first). Charter schools are public schools that get funding from the state and have flexibility in hiring, curriculum, management and other aspects of their operations.

The Santa Clara Board of Education (County Board) is granted the authority in California Education Code to approve or deny charter school petitions on appeal from a school district and to authorize countywide charter schools. This past year 23 County Board authorized charter schools were in operation providing instructional services to over 9,863 students. The County Board has been consistent in its desire to ensure students and families have high-quality school choice options that meet the needs of our diverse community.

The Santa Clara County Office of Education (SCCOE) remains committed to serving, inspiring and promoting student and public school success. One of our primary goals is to “improve student equity and access to high-quality education.” In support of this effort, the County Office of Education has invested resources to establish a team of experienced educators to assist with oversight and monitoring requirements.


This fifth edition of our Annual Charter School Data Book (2017-2018) provides a measure of accountability and oversight of charter schools. This publication highlights information of vital interest to the performance and progress of the SCCOE Board authorized charter schools. The information and data provided has been obtained from the California Department of Education and the respective charter schools. Where appropriate, (2016-2017) demographic and student performance data from the California Department of Education (Dataquest) was utilized. Individual charter schools were also able to present updated data as of February 1, 2018.

With a focus on collaboration, growth, and sharing best practice, our office continues to encourage opportunities for charter schools and traditional public schools to network and learn from one another. In November 2017, the SCCOE Charter Schools Department hosted a two-day Public Choice Schools Symposium to highlight programs of choice across the districts and in Santa Clara County and a SCCBOE special meeting (materials available at [www.sccoe.org/supoffice/charter-schools-office/Pages/default.aspx](http://www.sccoe.org/supoffice/charter-schools-office/Pages/default.aspx)). Participants engaged in critical discussions of educational issues through panel presentations, seminars, site visits, and workshops.

The Santa Clara County Office of Education engages thoughtfully with the education community with equity and inclusion as our focus.



Dr. Mary Ann Dewan  
County Superintendent of Schools



Rosemary Kamei, President  
County Board of Education

# Contents

SCCOE Charter Schools Snapshot . . . . .	.4
Charter Schools Enrollment 2016-17 (Ethnicity and Special Populations) . . . . .	.5
Santa Clara District Demographics 2016-17. . . . .	.7
Student Performance 2016-17. . . . .	.8
Charter School Information 2016-17 . . . . .	10
Special Education: Students With IEPs Enrolled in SCCOE Charter Schools 2016-17 . . . . .	12
Charter School Suspension & Expulsion Report 2016-17 . . . . .	13
Financial Status 2016-17. . . . .	14
Ace Empower Academy . . . . .	15
Alpha Public Schools: José Hernández Middle School . . . . .	16
Bullis Charter School. . . . .	17
Discovery Charter School I . . . . .	18
Discovery Charter School II . . . . .	19
Downtown College Prep (DCP): Alum Rock. . . . .	20
Opportunity Youth Academy (OYA) . . . . .	21
Rocketship Alma Academy . . . . .	22
Rocketship Brilliant Minds . . . . .	23
Rocketship Discovery Prep . . . . .	24
Rocketship Fuerza . . . . .	25
Rocketship Los Sueños . . . . .	26
Rocketship Mateo Sheedy. . . . .	27
Rocketship Rising Stars . . . . .	28
Rocketship Sí Se Puede . . . . .	29
Spark Charter School . . . . .	30
Summit Public Schools: Denali. . . . .	31
Summit Public Schools: Tahoma. . . . .	32
Sunrise Middle School . . . . .	33
University Prep Academy . . . . .	34
Voices College-Bound Language Academy at Morgan Hill . . . . .	35
Voices College-Bound Language Academy at Mt. Pleasant . . . . .	36
SCCOE District Enrollment . . . . .	37
Petition History . . . . .	38
Appendix A. Education Code Selections Regarding Charter Schools . . . . .	40
2017-18 SCCOE Charter Schools Directory . . . . .	44
List of Acronyms . . . . .	46
Acknowledgements . . . . .	48

# SCCOE Charter Schools Snapshot



For the current school year (2017-2018) the SCCBOE considered 4 new petitions: Perseverance Prep Academy, Promise Academy, Kipp East Side and Eureka! Inclusive; SCCBOE denied all 4 petitions. The Board also reviewed 4 Renewal petitions, and denied one, Spark Charter. SCCBOE also reviewed and approved a material revision from Opportunity for Youth Academy.

## 23 Charter Schools

### Authorized Grade Level

7	TK-5
2	TK-8
3	K-5
2	K-8
2	5-8
1	6-8
2	6-12
1	7-12
1	9-12
1	9+

## 9,863 Students Enrolled

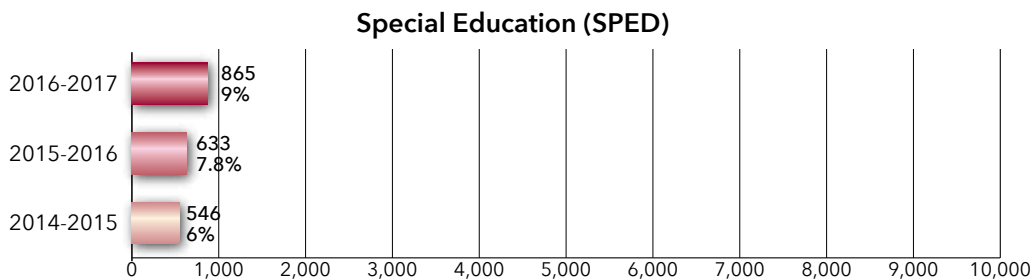
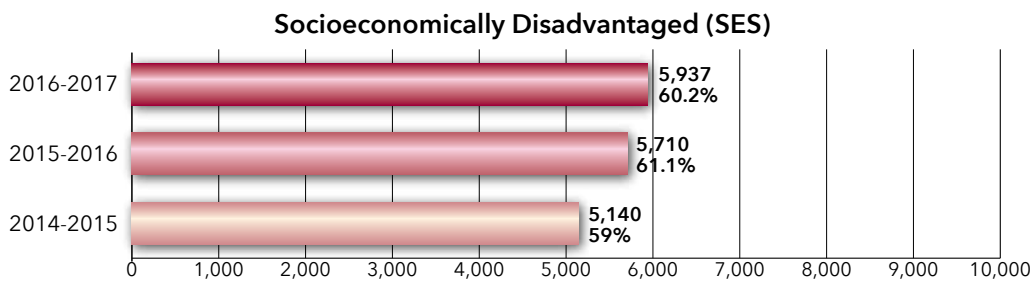
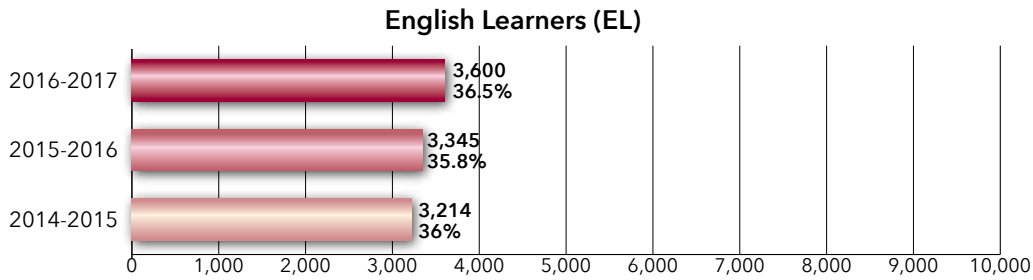
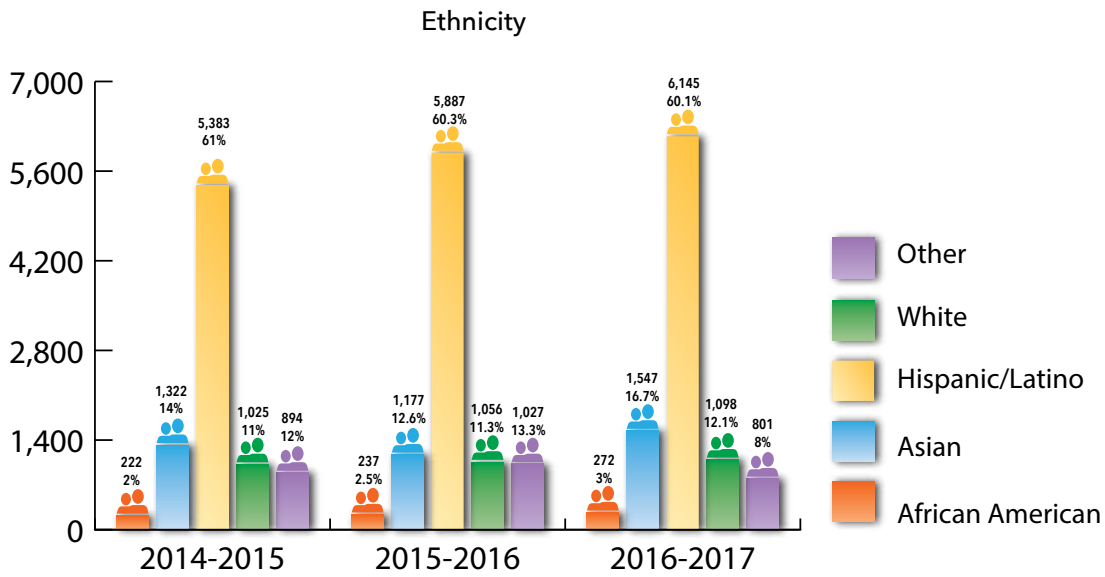
3%	African American
16.7%	Asian
60.1%	Hispanic/Latino
12.1%	White
36.5%	English Learners
60.2%	Socioeconomically Disadvantaged

<b>Total Charter School Revenues</b>	\$108,733,519**
<b>Total Charter School Expenditures</b>	\$103,355,918**

Source: California Department of Education, available at <http://dq.cde.ca.gov/dataquest>  
 \*\*Refer to Chart on page 14 "2016-2017 School Financial Status"

# Charter Schools Enrollment

Charter school enrollment continues to reflect a significantly higher percentage of Hispanic students, English Learners, and students who are socioeconomically disadvantaged.



**Source:** California Department of Education, available at <http://dq.cde.ca.gov/dataquest>

# 2016-2017 Charter School Demographics

		Enrollment Demographics														
		Total Enrollment			African American		Asian		Hispanic		White		Socio-economically Disadvantaged		EL	
School	Grades Served	14-15	15-16	16-17	15-16	16-17	15-16	16-17	15-16	16-17	15-16	16-17	15-16	16-17	15-16	16-17
					%	%	%	%	%	%	%	%	%	%	%	%
Ace Empower Academy	5 to 8	404	351	359	0.6	0.0	1.4	0.6	96.3	97.5	0.6	0.8	95.2	94.2	52.7	55.4
Alpha José Hernández	5 to 8	168	328	447	0.9	0.4	5.8	5.1	91.5	91.1	0.0	0.2	97.0	95.5	54.3	59.3
Bullis Charter	TK to 8	707	744	825	0.5	1.2	43.0	45.9	4.3	4.4	32.1	27.6	0.8	0.8	10.3	10.9
Discovery I	K to 8	557	663	552	2.5	5.8	25.2	37.3	11.9	11.1	29.7	38.4	6.4	6.0	13.1	9.6
Discovery II	TK to 8	362	444	540	3.2	3.7	14.9	18.0	15.3	20.6	41.4	42.8	7.7	4.8	6.3	7.0
DCP-Alum Rock	6 to 12	479	580	642	1.2	1.4	4.3	3.7	90.0	89.1	1.4	2.5	86.7	91.6	33.3	29.0
Opportunity Youth Academy	Ages 16-24	N/A	N/A	192	N/A	3.6	N/A	0	N/A	N/A	N/A	7.3	N/A	50.5	N/A	32.3
Rocketship Alma Academy	TK to 5	613	562	537	3.4	4.1	6.8	7.3	85.1	83.2	0.9	1.1	92.5	85.5	45.6	47.7
Rocketship Brilliant Minds	TK to 5	502	584	607	0.9	2.0	13.4	12.0	80.7	76.8	0.5	1.0	84.6	84.2	56.5	56.0
Rocketship Discovery Prep	TK to 5	523	513	482	1.6	2.5	8.6	10.0	83.0	78.0	2.5	2.1	89.9	84.9	52.4	57.5
Rocketship Fuerza	TK to 5	498	589	622	1.0	1.1	9.2	11.3	84.9	81.2	0.8	0.8	82.2	77.2	50.6	52.3
Rocketship Los Sueños	K to 5	607	581	498	2.1	1.8	7.6	6.6	87.8	88.0	0.5	0.2	90.7	88.6	55.9	51.4
Rocketship Mateo Sheedy	K to 5	618	623	591	6.1	6.6	2.4	2.7	87.5	86.3	1.0	0.7	90.9	89.8	50.4	50.3
Rocketship Rising Stars	TK to 4	N/A	N/A	465	N/A	3.9	N/A	17.4	N/A	68.4	N/A	1.3	N/A	78.3	N/A	57.8
Rocketship Sí Se Puede	K to 5	591	581	508	0.5	0.4	9.0	9.4	87.1	86.8	0.3	0.4	90.5	89.8	59.4	55.1
Spark Charter	K to 8	N/A	144	180	0.0	0.0	3.5	30.6	15.3	19.4	2.1	26.7	11.1	8.9	21.5	22.2
Summit: Denali	6 to 12	207	321	411	1.6	1.0	19.3	19.5	38.3	33.6	27.4	30.4	34.9	27.7	12.5	9.2
Summit: Tahoma	9 to 12	326	275	301	2.5	2.7	13.8	13.3	50.5	44.2	15.3	18.9	49.1	42.9	6.5	8.0
Sunrise Middle School	6 to 8	151	148	188	1.4	0.0	2.0	4.3	89.9	91.5	1.4	1.1	97.3	93.1	41.9	39.9
University Prep Academy	7 to 12	573	593	616	8.1	8.9	34.7	36.4	30.7	28.9	20.1	18.3	14.2	20.9	1.9	4.1
Voices: Morgan Hill	TK to 3	N/A	84	138	0.0	0.0	2.4	0.7	76.0	94.2	6.0	4.3	75.0	70.3	79.8	71.7
Voices: Mount Pleasant	TK to 3	N/A	104	162	2.9	2.5	0.0	0.0	58.7	93.8	1.9	1.2	66.3	67.3	75.0	64.2
		<b>8,926</b>	<b>9,343</b>	<b>9,863</b>	<b>2.5</b>	<b>3.0</b>	<b>12.6</b>	<b>16.7</b>	<b>60.3</b>	<b>60.1</b>	<b>11.3</b>	<b>12.1</b>	<b>61.1</b>	<b>60.2</b>	<b>35.8</b>	<b>36.5</b>

Source: California Department of Education, available at <http://dq.cde.ca.gov/dataquest>



# 2016-2017 SCCOE District Demographics

District	Enrollment		African American		Asian		Hispanic/Latino		White		Socioeconomically Disadvantaged		EL	
	15-16	16-17	15-16	16-17	15-16	16-17	15-16	16-17	15-16	16-17	15-16	16-17	15-16	16-17
Alum Rock Union Elementary	12,068	11,624	1.5%	1.3%	11.3%	11.5%	79.0%	78.8%	1.9%	1.7%	87.7%	86.7%	47.4%	43.9%
Berryessa Union Elementary	7,452	7,296	1.8%	1.8%	49.1%	49.7%	23.6%	23.6%	5.3%	5.2%	35.6%	33.8%	34.4%	33.7%
Cambrian	3,358	3,514	2.8%	2.6%	17.1%	17.2%	25.1%	23.1%	44.9%	44.1%	17.0%	17.1%	14.7%	13.1%
Campbell Union	7,600	7,465	3.7%	3.5%	12.6%	13.2%	47.9%	47.1%	24.4%	24.2%	44.5%	42.8%	31.6%	31.5%
Campbell Union High	7,676	7,810	2.9%	2.6%	12.6%	14.4%	34.5%	34.4%	41.7%	40.3%	24.3%	25.3%	9.3%	8.4%
Cupertino Union	18,948	18,598	0.7%	0.6%	73.1%	73.8%	5.1%	5.0%	16.2%	15.3%	4.3%	4.5%	10.7%	12.1%
East Side Union High	26,684	27,049	2.5%	2.4%	29.9%	31.2%	51.8%	51.6%	5.9%	5.3%	57.9%	57.4%	20.2%	19.9%
Evergreen Elementary	12,282	11,794	1.5%	1.4%	53.2%	54.0%	26.3%	25.3%	6.4%	6.4%	33.2%	30.9%	23.8%	22.7%
Franklin-Mckinley Elementary	11,114	10,735	1.4%	1.5%	30.3%	31.0%	61.2%	60.2%	1.5%	1.7%	81.6%	78.0%	48.6%	46.6%
Fremont Union High	10,736	10,869	1.1%	0.9%	56.1%	57.7%	15.9%	15.0%	19.3%	18.0%	14.7%	13.5%	7.7%	7.8%
Gilroy Unified	11,852	11,959	1.1%	1.3%	3.7%	3.9%	70.3%	70.1%	18.4%	17.7%	59.2%	57.9%	23.8%	23.0%
Lakeside Joint	88	86	0.0%	0.0%	5.7%	5.8%	19.3%	15.1%	52.2%	55.8%	8.0%	7.0%	20.5%	8.1%
Loma Prieta Elementary	491	507	0.4%	0.4%	5.1%	4.3%	5.4%	8.5%	78.2%	74.0%	3.1%	4.7%	1.2%	1.2%
Los Altos Elementary	4,638	4,527	0.5%	0.5%	31.1%	31.9%	7.4%	8.0%	47.8%	47.3%	4.8%	5.5%	12.5%	12.7%
Los Gatos Union Elementary	3,335	3,263	0.5%	0.6%	15.8%	17.4%	7.1%	7.6%	68.6%	67.4%	2.2%	2.3%	3.9%	3.5%
Los Gatos-Saratoga Joint Union High	3,311	3,368	0.4%	0.4%	29.5%	30.6%	7.9%	7.2%	51.6%	50.9%	3.2%	2.3%	1.9%	1.4%
Luther Burbank	528	520	2.3%	2.1%	0.7%	0.4%	90.9%	92.5%	3.4%	2.1%	93.6%	91.0%	74.1%	74.8%
Milpitas Unified	10,291	10,260	2.2%	2.1%	46.1%	47.9%	20.7%	20.4%	6.6%	6.1%	33.9%	33.7%	27.7%	24.7%
Moreland	4,810	4,780	2.5%	2.4%	26.8%	28.9%	32.6%	31.4%	27.1%	26.8%	30.1%	29.7%	30.2%	28.2%
Morgan Hill Unified	9,135	9,137	1.9%	1.8%	8.1%	8.4%	50.1%	50.0%	33.3%	32.5%	39.9%	37.8%	16.6%	15.5%
Mountain View Whisman	5,084	5,125	1.6%	1.5%	12.9%	14.5%	41.6%	39.8%	28.9%	30.2%	37.3%	34.9%	28.8%	25.6%
Mountain View-Los Altos Union High	4,028	4,101	1.4%	1.6%	21.9%	22.0%	26.1%	26.1%	44.6%	41.8%	18.1%	18.2%	9.0%	7.8%
Mt. Pleasant Elementary	2,445	2,371	2.3%	2.0%	14.3%	14.2%	73.5%	73.8%	3.0%	3.3%	83.0%	78.0%	47.1%	47.4%
Oak Grove Elementary	10,632	10,362	3.8%	3.6%	20.1%	19.9%	47.7%	48.1%	18.4%	17.9%	45.8%	42.5%	29.1%	29.2%
Orchard Elementary	908	894	3.2%	3.4%	36.1%	34.8%	37.8%	37.9%	5.3%	6.3%	55.0%	51.2%	43.0%	44.3%
Palo Alto Unified	12,485	12,287	2.0%	1.8%	35.2%	34.8%	11.5%	12.3%	41.3%	40.2%	8.6%	10.0%	10.3%	11.6%
San Jose Unified	32,454	32,004	2.7%	2.5%	12.9%	13.1%	53.3%	53.3%	24.2%	24.1%	47.2%	47.2%	22.0%	21.8%
Santa Clara Unified	15,388	15,409	3.0%	2.9%	26.4%	27.6%	35.7%	35.1%	21.2%	20.9%	41.4%	37.8%	25.4%	25.0%
Saratoga Union Elementary	2,000	1,906	0.1%	0.2%	55.8%	55.7%	3.5%	3.7%	30.4%	29.6%	0.9%	1.3%	5.8%	6.1%
Sunnyvale	6,640	6,536	1.6%	1.3%	27.5%	26.9%	31.6%	30.1%	22.9%	22.3%	38.7%	33.1%	36.2%	31.9%
Union Elementary	5,692	5,751	1.4%	1.2%	21.1%	23.6%	15.6%	16.1%	50.7%	47.8%	10.9%	10.9%	13.5%	12.4%
<b>Santa Clara County</b>	<b>274,948</b>	<b>261,907</b>	<b>2.0%</b>	<b>1.9%</b>	<b>28.5%</b>	<b>29.1%</b>	<b>38.9%</b>	<b>38.7%</b>	<b>20.1%</b>	<b>20.1%</b>	<b>39.6%</b>	<b>33.1%</b>	<b>23.3%</b>	<b>22.4%</b>

Source: California Department of Education, available at <http://dq.cde.ca.gov/dataquest>

# 2016-2017 Student Performance

Based on the Local Control Funding Formula (LCFF), which was passed in 2013, California has a new accountability system that is based on multiple measures. These measures are used to determine Local Educational Agency (LEA) and school progress toward meeting the needs of their students. The measures are based on factors that contribute to a quality education, including high school graduation rates, college/career readiness, student test scores, English Learner (EL) progress, suspension rates, and parent engagement. Performance on these multiple measures will be reported through the new California School Dashboard. The tables below reflect the year to year student performance in ELA and Math on the Smarter Balanced Summative Assessments for the past three years.

School	ENGLISH LANGUAGE ARTS											
	ALL			SES			EL			Hispanic/Latino		
	14-15	15-16	16-17	14-15	15-16	16-17	14-15	15-16	16-17	14-15	15-16	16-17
	% met/exceed standards			% met/exceed standards			% met/exceed standards			% met/exceed standards		
Ace Empower Academy	11	23	21	10	23	20	3	8	10	9	23	21
Alpha: José Hernández Middle	25	34	34	25	34	33	9	16	18	23	32	32
Bullis Charter	95	96	94	*	*	*	72	69	70	83	87	81
Discovery Charter I	66	71	69	43	37	32	50	24	14	45	45	43
Discovery Charter II	56	57	57	*	40	29	*	*	*	41	42	46
Downtown College Prep - Alum Rock	31	35	35	29	32	36	5	10	12	27	32	33
Opportunity Youth Academy**	N/A	*	*	N/A	*	*	N/A	*	*	N/A	*	*
Rocketship Alma Academy	41	37	41	37	35	38	19	15	14	40	34	36
Rocketship Academy Brilliant Minds	24	36	37	22	31	35	17	14	16	25	25	32
Rocketship Discovery Prep	30	48	46	30	46	46	17	26	27	28	45	42
Rocketship Fuerza Community Prep	35	40	39	30	36	38	23	25	22	28	37	35
Rocketship Los Sueños Academy	26	30	37	23	30	35	11	13	15	21	26	33
Rocketship Mateo Sheedy Elementary	36	44	47	34	43	45	24	29	22	35	42	43
Rocketship Rising Stars**	N/A	*	39	N/A	*	39	N/A	*	28	N/A	*	30
Rocketship Sí Se Puede Academy	30	38	37	29	36	33	19	20	16	26	32	31
Spark Charter	*	73	58	*	*	*	*	*	40	*	31	27
Summit Public School: Denali	63	67	72	33	34	39	20	15	11	36	39	49
Summit Public School: Tahoma	81	81	83	77	74	69	*	*	*	76	76	74
Sunrise Middle	24	38	41	24	38	42	8	20	15	22	37	41
University Preparatory Academy Charter	83	78	79	72	73	60	*	*	12	69	63	62
Alum Rock School District	33	37	38	29	34	34	12	14	10	27	31	32
Franklin McKinley School District	40	46	45	35	41	40	14	12	8	24	31	30
San Jose Unified School District	51	54	54	29	33	33	5	11	9	31	35	35
East Side Union High School District	61	62	66	45	42	56	7	8	12	43	46	48
Morgan Hill Unified School District	50	52	50	28	31	39	12	11	3	33	36	34
COUNTY	58	62	62	33	38	38	18	19	18	33	37	37
STATE	44	49	48	31	35	36	11	13	12	32	37	37

\*Amount not available or subgroup not numerically significant \*\*Opened Fall 2016  
2016-2017 <https://caaspp.cde.ca.gov/sb2017/default>

# 2016-2017 Student Performance

MATHEMATICS												
School	ALL			SES			EL			Hispanic/Latino		
	14-15	15-16	16-17	14-15	15-16	16-17	14-15	15-16	16-17	14-15	15-16	16-17
	% met/exceed standards			% met/exceed standards			% met/exceed standards			% met/exceed standards		
Ace Empower Academy	11	19	20	8	19	20	2	7	8	9	19	20
Alpha: José Hernández Middle	20	26	26	19	25	26	8	15	13	17	22	23
Bullis Charter	95	97	94	*	*	*	86	88	85	80	87	73
Discovery Charter I	67	72	72	31	40	32	43	43	38	39	42	49
Discovery Charter II	45	51	49	*	26	29	*	*	*	18	24	30
Downtown College Prep - Alum Rock	24	28	20	22	25	20	4	12	5	21	25	17
Opportunity Youth Academy**	N/A	*	*	N/A	*	*	N/A	*	*	N/A	*	*
Rocketship Alma Academy	47	56	52	43	55	49	28	33	24	43	54	47
Rocketship Academy Brilliant Minds	52	46	43	49	43	41	39	30	29	49	41	37
Rocketship Discovery Prep	44	55	49	43	54	49	27	27	27	42	52	44
Rocketship Fuerza Community Prep	45	44	47	40	38	45	41	30	24	39	40	41
Rocketship Los Sueños Academy	39	34	51	37	34	50	23	21	31	34	31	49
Rocketship Mateo Sheedy Elementary	44	43	60	43	42	48	30	33	38	42	42	58
Rocketship Rising Stars**	N/A	*	44	N/A	*	42	N/A	*	35	N/A	*	36
Rocketship Sí Se Puede Academy	44	53	52	43	51	48	36	41	35	41	47	46
Spark Charter	*	65	55	*	*	*	*	*	33	*	23	14
Summit Public School: Denali	56	60	65	28	23	25	20	18	15	29	25	30
Summit Public School: Tahoma	38	31	46	29	22	17	*	*	*	19	22	22
Sunrise Middle	13	21	25	13	20	26	3	15	9	11	20	24
University Preparatory Academy Charter	67	67	68	48	46	41	*	*	0	43	37	29
Alum Rock School District	24	28	31	21	25	27	12	13	13	19	22	24
Franklin McKinley School District	34	39	40	30	35	35	17	14	13	17	23	23
San Jose Unified School District	39	42	44	17	20	20	5	8	7	18	21	22
East Side Union High School District	39	39	41	21	28	31	8	9	11	17	16	16
Morgan Hill Unified School District	40	41	40	20	21	21	13	12	4	24	26	23
COUNTY	52	56	55	25	29	29	20	22	21	23	26	26
STATE	33	37	38	21	23	25	11	12	12	21	24	25

\*Amount not available or subgroup not numerically significant \*\*Opened Fall 2016  
2016-2017 <https://caaspp.cde.ca.gov/sb2017/default>

# 2016-2017 Charter School Information

This information reflects the performance on the multiple measures through the new California School Dashboard for SCOE authorized charter schools. The new accountability system reflects a clear expectation that all LEAs and schools can and should improve and emphasizes equity by focusing on student group performance. This new multiple measures system replaces the former Academic Performance Index (API), which was based solely on testing results, and the federal requirement to calculate Adequate Yearly Progress (AYP).

School	Priority 1 Basics	Priority 2 State Standards	Priority 3 Parent Engagement	Priority 4 Achievement			Priority 5 Pupil Engagement		Priority 6 School Climate		Priority 7 Access	Priority 8 Outcomes
	LOCAL	LOCAL	LOCAL	ELA	Math	EL	Grad Rate	Chronic Absence	Suspension Rate	LOCAL	College Career	College Career
ACE Empower Academy	N/A	N/A	N/A	4	4	0	N/A	N/A	4	N/A	N/A	N/A
Alpha Public Schools: José Hernández Middle School	N/A	N/A	N/A	4	2	1	N/A	N/A	4	N/A	N/A	N/A
Bullis Charter School	N/A	N/A	N/A	0	0	N/A	N/A	N/A	0	N/A	N/A	N/A
Discovery Charter School I	N/A	N/A	N/A	2	1	0	N/A	N/A	1	N/A	N/A	N/A
Discovery Charter School II	N/A	N/A	N/A	0	0	N/A	N/A	N/A	1	N/A	N/A	N/A
Downtown College Prep - Alum Rock	N/A	N/A	N/A	4	4	0	N/A	N/A	0	N/A	N/A	N/A
Legacy Academy*	N/A	N/A	N/A	N/A	N/A	N/A	N/A	N/A	N/A	N/A	N/A	N/A
Opportunity Youth Academy** (OYA)	N/A	N/A	N/A	N/A	N/A	N/A	N/A	N/A	N/A	N/A	N/A	N/A
Rocketship Alma Academy	N/A	N/A	N/A	3	0	N/A	N/A	N/A	3	N/A	N/A	N/A
Rocketship Brilliant Minds	N/A	N/A	N/A	0	1	N/A	N/A	N/A	5	N/A	N/A	N/A
Rocketship Discovery Prep	N/A	N/A	N/A	2	0	N/A	N/A	N/A	0	N/A	N/A	N/A
Rocketship Fuerza	N/A	N/A	N/A	3	0	N/A	N/A	N/A	5	N/A	N/A	N/A
Rocketship Los Sueños	N/A	N/A	N/A	0	0	0	N/A	N/A	6	N/A	N/A	N/A
Rocketship Mateo Sheedy	N/A	N/A	N/A	1	0	N/A	N/A	N/A	0	N/A	N/A	N/A
Rocketship Rising Stars**	N/A	N/A	N/A	N/A	N/A	N/A	N/A	N/A	N/A	N/A	N/A	N/A
Rocketship Sí Se Puede	N/A	N/A	N/A	3	0	N/A	N/A	N/A	3	N/A	N/A	N/A
Spark Charter School	N/A	N/A	N/A	0	0	N/A	N/A	N/A	1	N/A	N/A	N/A
Summit Public Schools: Denali	N/A	N/A	N/A	0	1	1	N/A	N/A	3	N/A	N/A	N/A
Summit Public Schools: Tahoma	N/A	N/A	N/A	N/A	N/A	N/A	1	N/A	0	N/A	N/A	N/A
Sunrise Middle School	N/A	N/A	N/A	0	3	0	N/A	N/A	2	N/A	N/A	N/A
University Prep Academy	N/A	N/A	N/A	1	2	N/A	0	N/A	1	N/A	N/A	N/A
Voices College-Bound Language Academy at Morgan Hill	N/A	N/A	N/A	N/A	N/A	N/A	N/A	N/A	0	N/A	N/A	N/A
Voices College-Bound Language Academy at Mt. Pleasant	N/A	N/A	N/A	N/A	N/A	N/A	N/A	N/A	1	N/A	N/A	N/A

\* Opening 2018-2019

\*\* Opened 2016-2017

<https://www.caschooldashboard.org/#/Home>

Student Group Report Shows the performance of all students and each student group on the state indicators. Cell number represents number of student subgroups in the red/orange performance levels against performance levels for ALL students (indicated by colors)

■ Blue/Green (i.e., meeting and exceeding standards)

■ Yellow (near)

■ Red/Orange (below)

# 2016-2017 District Information

This information reflects the performance on the multiple measures through the new California School Dashboard for the local school districts. The new accountability system reflects a clear expectation that all LEAs and schools can and should improve and emphasizes equity by focusing on student group performance. This new multiple measures system replaces the former Academic Performance Index (API), which was based solely on testing results, and the federal requirement to calculate (AYP).

District	Priority 1 Basics	Priority 2 State Standards	Priority 3 Parent Engagement	Priority 4 Achievement			Priority 5 Pupil Engagement		Priority 6 School Climate		Priority 7 Access	Priority 8 Outcomes
	Local	Local	Local	ELA	Math	EL	Grad Rate	Chronic Absence	Suspension Rate	Local	College Career	College Career
Alum Rock Union Elementary	N/A	N/A	N/A	6	5	0	N/A	N/A	4	N/A	N/A	N/A
Berryessa Union Elementary	N/A	N/A	N/A	3	2	0	N/A	N/A	1	N/A	N/A	N/A
Cambrian	N/A	N/A	N/A	0	0	0	N/A	N/A	0	N/A	N/A	N/A
Campbell Union	N/A	N/A	N/A	4	2	1	N/A	N/A	2	N/A	N/A	N/A
Campbell Union High School	N/A	N/A	N/A	N/A	N/A	0	3	N/A	1	N/A	N/A	N/A
Cupertino Union	N/A	N/A	N/A	0	0	0	N/A	N/A	6	N/A	N/A	N/A
East Side Union High	N/A	N/A	N/A	N/A	N/A	0	2	N/A	8	N/A	N/A	N/A
Evergreen Elementary	N/A	N/A	N/A	6	5	0	N/A	N/A	3	N/A	N/A	N/A
Franklin-McKinley Elementary	N/A	N/A	N/A	5	5	1	N/A	N/A	4	N/A	N/A	N/A
Fremont Union High	N/A	N/A	N/A	N/A	N/A	0	1	N/A	5	N/A	N/A	N/A
Gilroy Unified	N/A	N/A	N/A	5	4	0	0	N/A	6	N/A	N/A	N/A
Lakeside Joint	N/A	N/A	N/A	0	0	N/A	N/A	N/A	0	N/A	N/A	N/A
Loma Prieta Joint Union Elementary	N/A	N/A	N/A	0	0	N/A	N/A	N/A	0	N/A	N/A	N/A
Los Altos Elementary	N/A	N/A	N/A	0	0	0	N/A	N/A	1	N/A	N/A	N/A
Los Gatos Union Elementary	N/A	N/A	N/A	2	1	0	N/A	N/A	4	N/A	N/A	N/A
Los Gatos-Saratoga Joint Union High	N/A	N/A	N/A	N/A	N/A	N/A	0	N/A	1	N/A	N/A	N/A
Luther Burbank	N/A	N/A	N/A	1	1	1	N/A	N/A	N/A	N/A	N/A	N/A
Milpitas Unified	N/A	N/A	N/A	3	2	0	0	N/A	2	N/A	N/A	N/A
Moreland	N/A	N/A	N/A	3	3	0	N/A	N/A	6	N/A	N/A	N/A
Morgan Hill Unified	N/A	N/A	N/A	5	5	0	4	N/A	10	N/A	N/A	N/A
Mt. Pleasant Elementary	N/A	N/A	N/A	6	6	0	N/A	N/A	3	N/A	N/A	N/A
Mountain View Whisman Elementary School District	N/A	N/A	N/A	5	5	0	N/A	N/A	1	N/A	N/A	N/A
Mountain View-Los Altos Union High	N/A	N/A	N/A	N/A	N/A	1	0	N/A	5	N/A	N/A	N/A
Orchard Elementary	N/A	N/A	N/A	2	4	0	N/A	N/A	8	N/A	N/A	N/A
Palo Alto Unified	N/A	N/A	N/A	4	3	0	3	N/A	4	N/A	N/A	N/A
San José Unified	N/A	N/A	N/A	6	8	0	4	N/A	5	N/A	N/A	N/A
Santa Clara Unified	N/A	N/A	N/A	5	7	0	1	N/A	8	N/A	N/A	N/A
Saratoga Union Elementary	N/A	N/A	N/A	0	1	0	N/A	N/A	0	N/A	N/A	N/A
Sunnyvale	N/A	N/A	N/A	6	6	0	N/A	N/A	5	N/A	N/A	N/A
Union Elementary	N/A	N/A	N/A	2	2	0	N/A	N/A	5	N/A	N/A	N/A

<https://www.caschooldashboard.org/#/Home>

Student Group Report Shows the performance of all students and each student group on the state indicators. Cell number represents number of student subgroups in the red/orange performance levels against performance levels for ALL students (indicated by colors)

■ Blue/Green (i.e., meeting and exceeding standards)

■ Yellow (near)

■ Red/Orange (below)

# Special Education: Students with Individualized Educational Plans (IEP) Enrolled in SCCOE Charter Schools 2016-2017

As public schools, charter schools are required to enroll and serve students with disabilities in the same manner as traditional public schools. In 2016-2017 seven charter schools used the SCCOE for Special Education purposes, with the delivery of Special Education services coordinated and monitored by the SCCOE. The remaining fourteen schools are Local Education Agencies (LEAs) for Special Education purposes and members of the El Dorado Charter Special Education Local Plan Area (SELPA), which is directly responsible for Special Education services with oversight by the El Dorado SELPA. Two charter schools are LEAs for Special Education services with oversight by the Sonoma County Office of Education. Overall, 865 students with IEP's (9.0%) were in charter schools. The percentage of students with Individualized Education Plans (IEP) enrolled in these schools range from a low of 2.4 in UPA to a high of 21.2 at ACE Empower Academy.

School	2016-2017 (12/1/2016 count) <sup>(4)</sup>				2017-2018 (12/1/2017 count) <sup>(1,2,3,4)</sup>		
	Enrollment N	Charter School Students with IEPs N	Student with IEPs		Charter School Students with IEPs		
			% in Charter	% in District	Enrollment	N	%
Bullis Charter	825	51	7.2	9.3	874	63	7.0
Discovery I	552	55	11.6	10.8	580	64	11.0
Discovery II	540	80	15.4	10.8	558	83	15.0
DCP-Alum Rock	642	56	12.6	11.8	674	81	12.0
OYA	192	32	18.8	10	255	36	14.0
Spark Charter	180	11	11.1	10.9	251	20	8.0
University Prep Academy	616	14	2.4	10.8	647	15	2.0
<b>SubTotal (SCCOE Spe.Ed.)<sup>1</sup></b>	<b>3,547</b>	<b>299</b>	<b>11.3</b>	<b>10.6</b>	<b>2,965</b>	<b>362</b>	<b>9.9</b>
Ace Empower Academy	359	68	21.2	11.8	333	76	23.0
Alpha José Hernández	447	50	8.9	11.8	327	40	12.0
Rocketship Alma Academy	537	52	8.6	10.8	519	46	9.0
Rocketship Brilliant Minds	607	33	6.4	11.8	558	39	7.0
Rocketship Discovery Prep	482	40	11.0	10.8	497	53	11.0
Rocketship Fuerza	622	38	6.8	11.8	608	42	7.0
Rocketship Los Suenos	498	39	9.0	11.8	468	45	10.0
Rocketship Mateo Sheedy	591	35	6.3	10.8	569	37	7.0
Rocketship Rising Stars	465	18	5.8	7.6	565	27	5.0
Rocketship Si Se Puede	508	42	8.1	11.8	436	41	9.0
Summit: Denali	411	41	14.8	10.9	482	61	13.0
Summit: Tahoma	301	48	15.3	9.1	342	46	13.0
Sunrise Middle School	188	24	8.0	10.8	218	15	7.0
<b>SubTotal (El Dorado SELPA)<sup>2</sup></b>	<b>6,016</b>	<b>528</b>	<b>10.5</b>	<b>10.8</b>	<b>5,922</b>	<b>568</b>	<b>10.0</b>
Voices: Morgan Hill	138	24	17	11.5	194	24	12
Voices: Mount Pleasant	162	14	8.6	14.8	219	14	6
<b>Sub Total (Sonoma COE SELPA)<sup>3</sup></b>	<b>300</b>	<b>38</b>	<b>10.6</b>	<b>15</b>	<b>413</b>	<b>38</b>	<b>9</b>
<b>Total</b>	<b>9,863</b>	<b>865</b>	<b>9.0</b>	<b>9</b>	<b>9,300</b>	<b>964</b>	<b>9.5</b>

<sup>1</sup> Source: SCCOE SELPA - Dec. 1, 2017 CASEMIS Report

<sup>2</sup> Source: El Dorado Charter SELPA - Dec. 1, 2017 CASEMIS Report

<sup>3</sup> Source: Sonoma Charter SELPA Dec 1, 2017 CASEMIS Report

<sup>4</sup> Source: 2016-2017 CDE/dataquest - calculated by +SCCOE

# Charter School Suspension & Expulsion Report 2016-2017

This report provides an unduplicated count of students involved in one or more incidents during the academic year and were subsequently suspended or expelled from school. In calculating suspension/expulsion, students who were suspended/expelled multiple times are only counted once in the totals.

School	Grades	2015-16 Enrollment	2016-2017 Enrollment	2015 - 2016 *		2016-2017 **	
				Suspension Rate	Expulsion Rate	Suspension Rate	Expulsion Rate
Ace Empower Academy	5 to 8	351	359	11.5	0	16.1	0
Alpha José Hernández	5 to 8	328	447	7.5	0.6	9.2	0
Bullis Charter	TK to 8	744	825	0	0	0	0
Discovery I	K to 8	663	552	0.7	0	0.2	0
Discovery II	TK to 8	444	540	0.6	0	0.9	0
DGP-Alum Rock	6 to 12	580	642	9.2	0.2	4.2	0.14
Opportunity Youth Academy	Ages 16-24	N/A	192	0	0	0	0
Rocketship Alma Academy	K to 5	562	537	0.7	0	1.6	0
Rocketship Brilliant Minds	TK to 5	584	607	0.5	0	2.4	0
Rocketship Discovery Prep	K to 5	513	482	4.5	0	2.7	0
Rocketship Fuerza	TK to 5	589	622	0.8	0	1.5	0
Rocketship Los Sueños	K to 5	581	498	2.7	0	5.4	0
Rocketship Mateo Sheedy	K to 5	623	591	2.4	0	0.6	0
Rocketship Rising Stars	TK to 4	N/A	465	N/A	N/A	3.9	0
Rocketship Sí Se Puede	K to 5	581	508	1.4	0	2.2	0
Spark Charter	K to 8	147	108	N/A	N/A	0.5	0
Summit: Denali	6 to 12	320	411	3.6	0.3	3.4	0.24
Summit: Tahoma	9 to 12	276	301	3.1	0.3	1.2	0
Sunrise Middle School	6 to 8	148	188	9.8	0	9.6	0
University Prep Academy	7 to 12	593	616	0	0	0.5	0
Voices: Morgan Hill	TK to 3	84	138	0	0	0	0
Voices: Mount Pleasant	TK to 3	103	162	0	0	1.1	0
SCCOE Authorized Charter Schools Total		<b>8,814</b>	<b>9,791</b>	<b>2.7</b>	<b>0</b>	<b>3.1</b>	<b>0.0</b>
Santa Clara County		276,689	273,264	2.5	0.04	2.5	0.05
State		6,418,044	6,228,235	3.7	0.09	3.6	0.09

(\*) <http://data1.cde.ca.gov/dataquest/>

(\*\*) <https://www.caschooldashboard.org/#/Home>

# 2016-2017 Charter School Financial Status

School	ADA	Revenues	Expenditures	Change in Net Assets	Beginning Net Assets	Ending Net Assets	Expenditures/ ADA	District of Physical Location	District General Fund Expenditures/ ADA	Expenditures/ ADA \$ Difference
ACE Empower Academy	338.83	\$4,440,736	\$4,693,036	(\$252,300)	\$887,277	\$634,977	\$13,851	Alum Rock Union Elementary School District	\$13,698	\$153
Alpha: José Hernández	416.90	\$5,023,557	\$4,310,146	\$713,411	\$725,439	\$1,438,850	\$10,339	Alum Rock Union Elementary School District	\$13,698	(\$3,359)
Bullis Charter School	803.54	\$10,383,765	\$10,313,488	\$70,277	\$1,033,762	\$1,104,039	\$12,835	Los Altos School District	\$13,442	(\$607)
Discovery I	534.89	\$5,840,170	\$5,787,562	\$52,608	\$2,887,735	\$2,940,343	\$10,820	Moreland School District	\$11,533	(\$712)
Discovery II	511.31	\$5,102,844	\$5,367,467	(\$264,623)	(\$104,610)	(\$369,233)	\$10,497	San Jose Unified School District	\$12,436	(\$1,939)
DCP- Alum Rock	608.12	\$7,548,437	\$7,078,300	\$470,137	\$1,823,391	\$2,293,528	\$11,640	Alum Rock Union Elementary School District	\$13,698	(\$2,058)
Rocketship: Alma	501.62	\$6,232,871	\$6,003,412	\$229,459	\$1,984,697	\$2,214,156	\$11,968	San Jose Unified School District	\$12,436	(\$468)
Rocketship: Brilliant Minds	576.08	\$7,688,639	\$6,832,195	\$856,444	\$437,593	\$1,294,037	\$11,860	Alum Rock Union Elementary School District	\$13,698	(\$1,838)
Rocketship: Discovery Prep	452.16	\$5,806,523	\$5,774,348	\$32,175	\$542,757	\$574,932	\$12,771	San Jose Unified School District	\$12,436	\$335
Rocketship: Fuerza	597.50	\$7,812,426	\$7,150,018	\$662,408	(\$730,904)	(\$68,496)	\$11,967	Alum Rock Union Elementary School District	\$13,698	(\$1,731)
Rocketship: Los Sueños	466.02	\$6,422,073	\$6,207,365	\$214,708	\$2,273,381	\$2,488,089	\$13,320	Alum Rock Union Elementary School District	\$13,698	(\$378)
Rocketship: Mateo Sheedy	562.50	\$6,909,519	\$6,836,821	\$72,698	\$2,435,817	\$2,508,515	\$12,154	San Jose Unified School District	\$12,436	(\$282)
Rocketship: Si Se Puede	476.90	\$6,608,028	\$6,158,364	\$449,664	\$2,982,683	\$3,432,347	\$12,913	Alum Rock Union Elementary School District	\$13,698	(\$784)
Spark Charter School	175.99	\$2,138,957	\$2,155,657	(\$16,700)	\$129,816	\$113,116	\$12,249	Sunnyvale Elementary School District	\$12,698	(\$449)
Summit: Denali	392.90	\$4,966,853	\$4,822,280	\$144,573	\$102,660	\$247,233	\$12,274	Fremont Union High School District	\$13,868	(\$1,594)
Summit: Tahoma	285.24	\$3,264,647	\$3,063,196	\$201,451	\$576,547	\$777,998	\$10,739	East Side Union High School District	\$12,171	(\$1,432)
Sunrise Middle School	180.20	\$2,354,062	\$2,119,392	\$234,670	\$539,856	\$774,526	\$11,761	San Jose Unified School District	\$12,436	(\$675)
University Prep Academy	597.95	\$6,158,927	\$5,369,263	\$789,664	\$1,906,531	\$2,696,195	\$8,979	San Jose Unified School District	\$12,436	(\$3,457)
Voices: Morgan Hill	131.52	\$1,742,157	\$1,586,642	\$155,515	\$85,928	\$241,443	\$12,064	Morgan Hill Unified School District	\$10,415	\$1,648
Voices: Mt. Pleasant	155.15	\$2,288,328	\$1,926,966	\$361,362	\$13,980	\$375,342	\$12,420	Mt. Pleasant Elementary School District	\$16,958	(\$4,538)

**TOTAL** **\$108,733,519** **\$103,555,918**



# Ace Empower Academy

Principal: Jahsve Worthy • CMO: ACE Charter Schools



Academic Year 2017-2018 • Current Grade Span: 5-8

## Fast Facts

District Appeal or Countywide:	District Appeal (ARUSD)
Authorization Date by SCCBOE:	2007
Opened:	2008
Renewal(s):	2016
Current Charter Term:	2016-2021

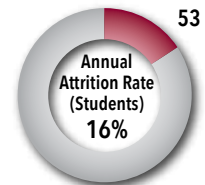
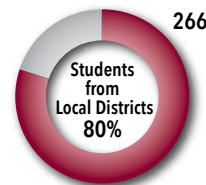
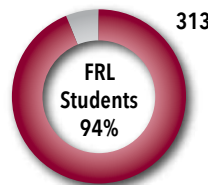
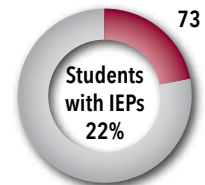
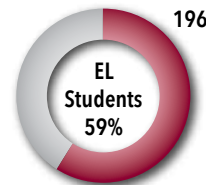
Data Reported by School as of February 1, 2018.

## Financial Data

Average Site Administrator Salary	\$120,614
Average Teacher Salary	\$61,689
Average Classified Staff Salary	\$42,806
Average per Pupil Cost	\$13,549
CMO Rate	10%
CMO Fee	\$389,006
Facility Cost	\$454,766
Facility - Leased/Owned	Owned
Offers Retirement Benefits	Yes
Participates in STRS	Yes
Participates in PERS	No
Other Retirement Benefits	401(k) for Full-time Classified Employees
Annual Teacher Attrition Rate (Teachers Not Returning/Total Teachers)	25%



Students Enrolled  
**333**  
Students on Wait List  
**0**



Number of students who could return but did not/number of students who could have returned.

Student to Teacher Ratio  
Grades 5-8 23:1

### Teachers

African American	2
Asian	3
Caucasian	5
Hispanic/Latino	7
Other	1
<b>Total</b>	<b>18</b>
Average Tenure Teaching	3.72
Average Tenure at Site	3.75

### Administrators

African American	0
Asian	0
Caucasian	1
Hispanic/Latino	2
Other	0
<b>Total</b>	<b>3</b>
Years at Site	1.33

### Other Support Staff

African American	0
Asian	0
Caucasian	0
Hispanic/Latino	8.2
Other	0
<b>Total</b>	<b>8.2</b>
Average Tenure at Site	3.76

## ACE EMPOWER ACADEMY

625 S. Sunset Ave. • San José, CA 95116 • Phone: 408-729-3920 • E-mail: [jworthy@acecharter.org](mailto:jworthy@acecharter.org)



# Alpha Public Schools: José Hernández Middle School

Principal: Samantha Hanlon • CMO: Alpha Public Schools

Academic Year 2017-2018 • Current Grade Span: 5-8

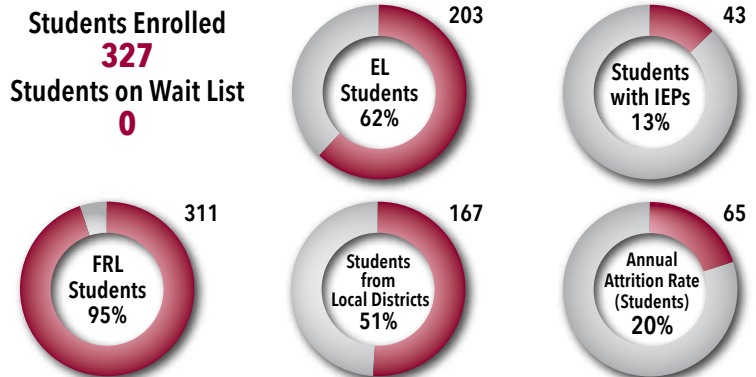
## Fast Facts

District Appeal or Countywide:	District Appeal (ARUSD)
Authorization Date by SCCBOE:	2013
Opened:	2014
Renewal(s):	N/A
Current Charter Term:	2014-2022

Data Reported by School as of February 1, 2018.

## Financial Data

Average Site Administrator Salary	\$119,000
Average Teacher Salary	\$59,000
Average Classified Staff Salary	\$47,000
Average per Pupil Cost	\$12,159
CMO Rate	15%
CMO Fee	\$486,215
Facility Cost	\$3.54/sf
Dedicated Space	\$7.09/sf
Shared Space	
Facility - Leased/Owned	Leased
Offers retirement benefits	Yes
Participates in STRS	No
Participates in PERS	No
Other Retirement Benefits	403(b) retirement for staff. Match up to 5% of base salary.
Annual Teacher Attrition Rate (Teachers Not Returning/Total Teachers)	Not provided



Number of students who could return but did not / number of students who could have returned.

**Student to Teacher Ratio:**  
Grades 5 -8 23:1

### Teachers

African American	1
Asian	2
Caucasian	7
Hispanic/Latino	0
Other	0
<b>Total</b>	<b>10</b>
<b>Average Tenure Teaching</b>	
<b>Average Tenure at Site</b>	<b>2</b>

### Administrators

African American	0
Asian	0
Caucasian	3
Hispanic/Latino	0
Other	0
<b>Total</b>	<b>3</b>
<b>Average Tenure at Site</b>	<b>2</b>

### Other Support Staff

African American	0
Asian	0
Caucasian	2
Hispanic/Latino	6
Other	1
<b>Total</b>	<b>9</b>
<b>Average Tenure at Site</b>	<b>1.8</b>

## ALPHA PUBLIC SCHOOLS: JOSÉ HERNÁNDEZ MIDDLE SCHOOL

1601 Cunningham Ave. • San José, CA 95112 • Phone: 408-780-1551 (ext. 303) • shanlon@alphapublicschools.org

# Bullis Charter School

Principal: Cynthia Britson • CMO: None



Academic Year 2017-2018 • Current Grade Span: TK-8

## Fast Facts

District Appeal or Countywide:	District Appeal (LASD)
Authorization Date by SCCBOE:	2003
Opened:	2004
Renewal(s):	2007, 2016
Current Charter Term:	2017-2022

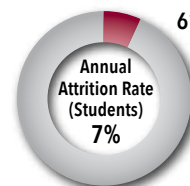
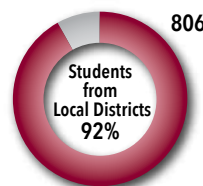
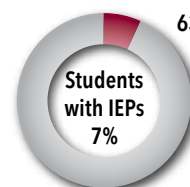
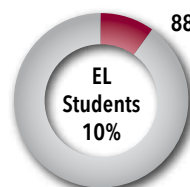
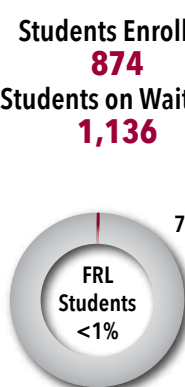
Data Reported by School as of February 1, 2018.

## Financial Data

Average Site Administrator Salary	\$169,839
Average Teacher Salary	\$71,121
Average Classified Staff Salary	\$67,399
Average per Pupil Cost	\$13,638
Facility Cost	\$235,821
Facility - Leased/Owned	Leased
Offers retirement benefits	No
Participates in STRS	Yes
Participates in PERS	No
Other Retirement Benefits	No
Annual Teacher Attrition Rate (Teachers Not Returning/Total Teachers)	22%



Students Enrolled  
**874**  
Students on Wait List  
**1,136**



Number of students who could return but did not / number of students who could have returned.

### Student to Teacher Ratio:

TK - K	21:1
Grades 1 - 3	21:1
Grades 4 - 8	25:1

### Teachers

African American	0
Asian	12
Caucasian	47
Hispanic/Latino	1
Other	4
<b>Total</b>	<b>64</b>
Average Tenure Teaching	8.6
Average Tenure at Site	3.7

### Administrators

African American	0
Asian	1
Caucasian	3
Hispanic/Latino	0
Other	0
<b>Total</b>	<b>4</b>
Years at Site	7.25

### Other Support Staff

African American	2
Asian	4
Caucasian	10
Hispanic/Latino	4
Other	0
<b>Total</b>	<b>20</b>
Average Tenure at Site	6.6

## BULLIS CHARTER SCHOOL

102 W. Portola Ave. • Los Altos, CA 94022 • Phone: 650-947-4100 • E-mail: cbritson@bullischarterschool.com



# Discovery Charter School I

Principal: Debby Perry • CMO: Discovery Charter School

Academic Year 2017-2018 • Current Grade Span: K-8

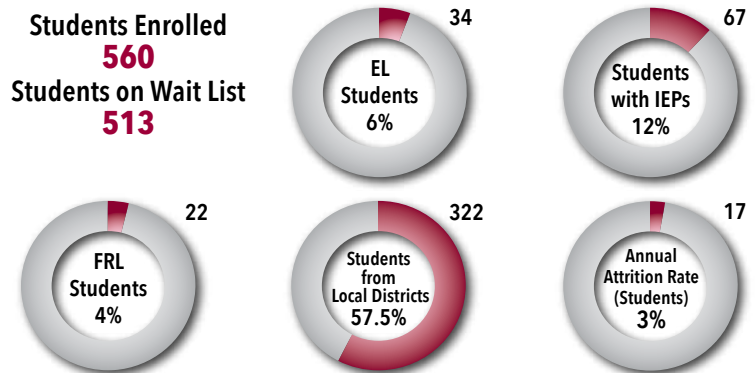
## Fast Facts

District Appeal or Countywide:	District Appeal (MSD)
Authorization Date by SCCBOE:	2006
Opened:	2006
Renewal(s):	2009, 2014
Current Charter Term:	2014-2019

Data Reported by School as of February 1, 2018.

## Financial Data

Average Site Administrator Salary	\$141,530
Average Teacher Salary	\$81,317
Average Classified Staff Salary	\$35,835
Average per Pupil Cost	\$10,779
Facility Cost	\$347,807
Facility - Leased/Owned	Leased
Offers Retirement Benefits	Yes
Participates in STRS	Yes
Participates in PERS	No
Other Retirement Benefits	403(b)
Annual Teacher Attrition Rate	4%
Teachers Not Returning/Total Teachers (Teachers Not Returning/Total Teachers)	



Number of students who could return but did not / number of students who could have returned.

### Student to Teacher Ratio:

TK - Kinder	11:1
Grades 1 - 3	16:1
Grades 4 - 8	26:1

### Teachers

African American	2
Asian	3
Caucasian	5
Hispanic/Latino	7
Other	1
<b>Total</b>	<b>18</b>
Average Tenure Teaching	3.72
Average Tenure at Site	3.75

### Administrators

African American	0
Asian	0
Caucasian	1
Hispanic/Latino	0
Other	0
<b>Total</b>	<b>1</b>
Average Tenure at Site	12

### Other Support Staff

African American	0.5
Asian	3.15
Caucasian	8.26
Hispanic/Latino	6
Other	0
<b>Total</b>	<b>17.91</b>
Average Tenure at Site	4.5

## DISCOVERY CHARTER SCHOOL I

4021 Teale Ave. • San José, CA 95117 • Phone: 408-243-9800 • E-mail: dperry@discoveryk8.org

# Discovery Charter School II

Principal: Miki Walker • CMO: Discovery Charter School



Academic Year 2017-2018 • Current Grade Span: TK-8

## Fast Facts

District Appeal or Countywide:	District Appeal (SJUSD)
Authorization Date by SCCBOE:	2013
Opened:	2013
Renewal(s):	2018
Current Charter Term:	2018-2023

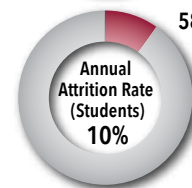
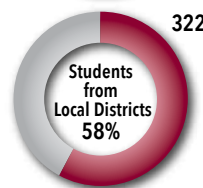
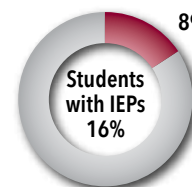
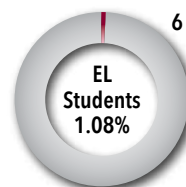
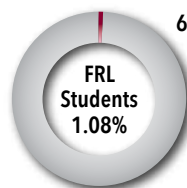
Data Reported by School as of February 1, 2018.

## Financial Data

Average Site Administrator Salary	\$114,807
Average Teacher Salary	\$72,521
Average Classified Staff Salary	\$34,366
Average per Pupil Cost	\$9,817
Facility Cost	\$952,795
Facility - Leased/Owned	Leased
Offers Retirement Benefits	Yes
Participates in STRS	Yes
Participates in PERS	No
Other Retirement Benefits	403(b)
Annual Teacher Attrition Rate	23%
Teachers Not Returning/Total Teachers (Teachers Not Returning/Total Teachers)	



Students Enrolled  
**556**  
Students on Wait List  
**149**



Number of students who could return but did not/ number of students who could have returned.

### Student to Teacher Ratio:

TK - Kinder	23:1
Grades 1 - 3	23:1
Grades 4 - 8	25:1

### Teachers

African American	1
Asian	2
Caucasian	22
Hispanic/Latino	0
Other	0
<b>Total</b>	<b>25</b>
Average Tenure Teaching	7
Average Tenure at Site	3

### Administrators

African American	0
Asian	1
Caucasian	0
Hispanic/Latino	0
Other	0
<b>Total</b>	<b>1</b>
Average Tenure at Site	5

### Other Support Staff

African American	0
Asian	4.18
Caucasian	14.1
Hispanic/Latino	4.32
Other	0
<b>Total</b>	<b>22.6</b>
Average Tenure at Site	1.5

## DISCOVERY CHARTER SCHOOL II

762 Sunset Glen • San José, CA 95123 • Phone: 408-300-1358 • E-mail: mwalker@discoverytwo.org



# Downtown College Prep (DCP): Alum Rock

Co-Principals: Leticia Villa-Gascon (6-8), Terri Furton (9-12) •

CMO: Downtown College Prep

Academic Year 2017-2018 • Current Grade Span: 6-12

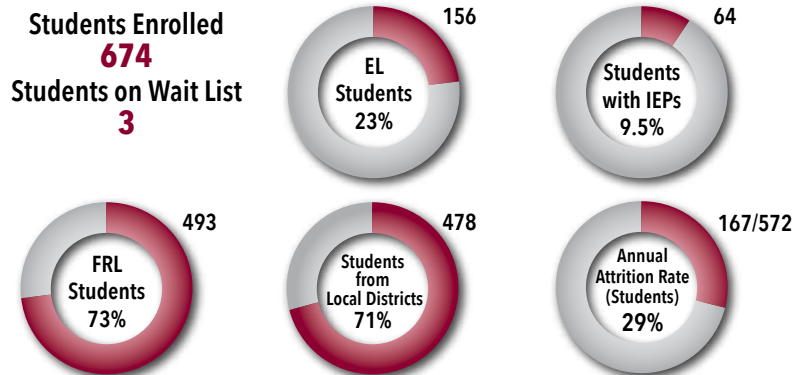
## Fast Facts

District Appeal or Countywide:	District Appeal (ARUSD)
Authorization Date by SCCBOE:	2009
Opened:	2011
Renewal(s):	2016
Current Charter Term:	2016-2021

Data Reported by School as of February 1, 2018.

## Financial Data

Average Site Administrator Salary	\$115,163
Average Teacher Salary	\$64,717
Average Classified Staff Salary	\$43,470
Average per Pupil Cost	\$10,916
CMO Fee	\$708,379
CMO Rate	10.45%
Facility Cost	\$937,677
Facility - Leased/Owned	Leased
Offers Retirement Benefits	Yes
Participates in STRS	Yes
Participates in PERS	Yes
Annual Teacher Attrition Rate (Teachers Not Returning/Total Teachers)	40%



Number of students who could return but did not/ number of students who could have returned.

### Student to Teacher Ratio:

Grades 6-8	28:1
Grades 9-12	19:1

### Teachers

African American	0
Asian	3
Caucasian	16
Hispanic/Latino	11
Other	0
<b>Total</b>	<b>30</b>
<b>Average Tenure Teaching</b>	<b>4</b>
<b>Average Tenure at Site</b>	<b>2</b>

### Administrators

African American	0
Asian	0
Caucasian	2
Hispanic/Latino	2
Other	0
<b>Total</b>	<b>4</b>
<b>Average Tenure at Site</b>	<b>3.5</b>

### Other Support Staff

African American	1
Asian	0
Caucasian	1
Hispanic/Latino	15
Other	1
<b>Total</b>	<b>18</b>
<b>Average Tenure at Site</b>	<b>1.25</b>

## DOWNTOWN COLLEGE PREP (DCP): ALUM ROCK

High School Campus • 1776 Educational Park Dr., Bldg. H • San José, CA 95148 • Phone: 408-384-4554 • Email: tfurton@dcp.org

Middle School Campus • 2800 Ocala Rd. • San José, CA 95148 • Phone: 408-942-7000 • E-mail: lvilla@dcp.org

# Opportunity Youth Academy (OYA)

Principal: Phil Morales • CMO: SCCOE Dependent Charter



Academic Year 2017-2018 • Current Age Span: 16-24

## Fast Facts

District Appeal or Countywide:	Countywide
Authorization Date by SCCBOE:	2016
Opened:	2016
Renewal(s):	N/A
Current Charter Term:	2016-2021

Data Reported by School as of February 1, 2018.

## Financial Data

Average Site Administrator Salary	\$141,000
Average Teacher Salary	\$115,000
Average Classified Staff Salary	\$55,000
Average per Pupil Cost	\$14,000
CMO Rate	Varies
CMO Fee	Varies
Facility Cost	\$25,000
Facility - Leased/Owned	Leased
Offers Retirement Benefits	Yes
Participates in STRS	Yes
Participates in PERS	Yes
Annual Teacher Attrition Rate (Teachers Not Returning/Total Teachers)	Not provided

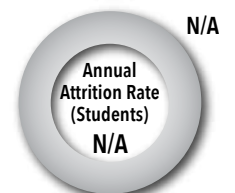

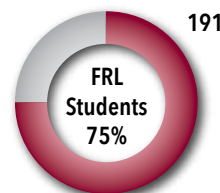
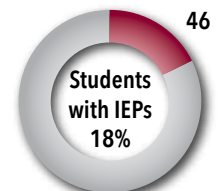
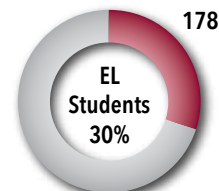


Students Enrolled

**255**

Students on Wait List

**19**



Student to Teacher Ratio

Ages 16-24 38:1

### Teachers

African American	1
Asian	1
Caucasian	4
Hispanic/Latino	1
Other	1
<b>Total</b>	<b>8</b>
Average Tenure Teaching	11
Average Tenure at Site	11

### Administrators

African American	0
Asian	0
Caucasian	0
Hispanic/Latino	1
Other	0
<b>Total</b>	<b>1</b>
Average Tenure at Site	1

### Other Support Staff

African American	0
Asian	1
Caucasian	0
Hispanic/Latino	4
Other	1
<b>Total</b>	<b>6</b>
Average Tenure at Site	3

## OPPORTUNITY YOUTH ACADEMY (OYA)

591 North King Rd., STE 1 • San José, CA 95133 • Phone: 408-453-4280 • E-mail: phil\_morales@sccoe.org



# Rocketship Alma Academy

Principal: Samantha Turner • CMO: Rocketship Education

Academic Year 2017-2018 • Current Grade Span: TK-5

## Fast Facts

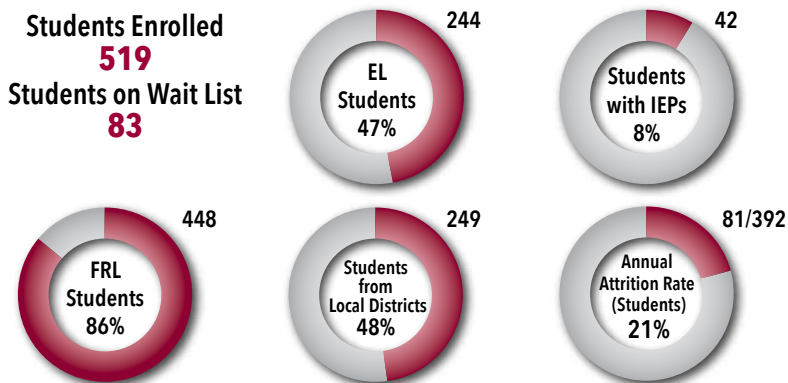
District Appeal or Countywide:	Countywide
Authorization Date by SCCBOE:	2011
Opened:	2012
Renewal(s):	2017
Current Charter Term:	2017-2022

Data Reported by School as of February 1, 2018.

## Financial Data

Average Site Administrator Salary	\$87,334
Average Teacher Salary	\$58,347
Average Classified Staff Salary	\$28,926
Average per Pupil Cost	\$10,008
CMO Rate	15%
CMO Fee	\$839,003
Facility Cost	\$715,590
Facility - Leased/Owned	Owned
Participates in STRS	Yes
Participates in PERS	No
Other Retirement Benefits	403(b)
Annual Teacher Attrition Rate	7%

(Teachers Not Returning/Total Teachers)



Number of students who could return but did not/ number of students who could have returned.

### Student to Teacher Ratio:

TK-Kinder	28:1
Grades 1-3	30:1
Grades 4-8	34:1

### Teachers

African American	3
Asian	1
Caucasian	5
Hispanic/Latino	6
Other	4
<b>Total</b>	<b>19</b>
Average Tenure Teaching	1
Average Tenure at Site	1

### Administrators

African American	0
Asian	0
Caucasian	4
Hispanic/Latino	0
Other	0
<b>Total</b>	<b>4</b>
Average Tenure at Site	2

### Other Support Staff

African American	5
Asian	1
Caucasian	3
Hispanic/Latino	10
Other	0
<b>Total</b>	<b>19</b>
Average Tenure at Site	2.2

## ROCKETSHIP ALMA ACADEMY

198 W. Alma Ave. • San José, CA 95110 • Phone: 408-931-6838 • E-mail: sturner@rsed.org



# Rocketship Brilliant Minds

Principal: Stephanie Frenel • CMO: Rocketship Education



Academic Year 2017-2018 • Current Grade Span: TK-5

## Fast Facts

District Appeal or Countywide:	Countywide
Authorization Date by SCCBOE:	2011
Opened:	2012
Renewal(s):	2017
Current Charter Term:	2017-2022

Data Reported by School as of February 1, 2018.

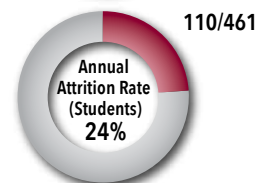
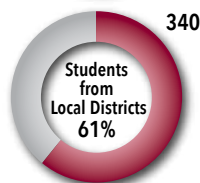
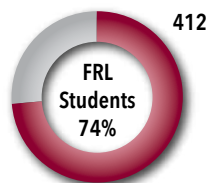
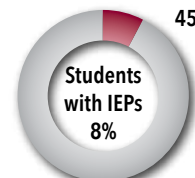
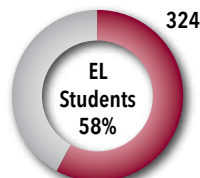
## Financial Data

Average Site Administrator Salary	\$84,600
Average Teacher Salary	\$56,535
Average Classified Staff Salary	\$28,926
Average per Pupil Cost	\$11,186
CMO Rate	15%
CMO Fee	\$1,031,322
Facility Cost	\$1,103,935
Facility - Leased/Owned	Owned
Offers Retirement Benefits	Yes
Participates in STRS	Yes
Participates in PERS	No
Other Retirement Benefits	403(b)
Annual Teacher Attrition Rate	26%

(Teachers Not Returning/Total Teachers)



Students Enrolled  
**558**  
Students on Wait List  
**85**



Number of students who could return but did not/ number of students who could have returned.

### Student to Teacher Ratio:

TK-Kinder	30:1
Grades 1-3	32:1
Grades 4-8	30:1

### Teachers

African American	3
Asian	6
Caucasian	4
Hispanic/Latino	4
Other	1
<b>Total</b>	<b>18</b>
Average Tenure Teaching	1
Average Tenure at Site	2

### Administrators

African American	1
Asian	1
Caucasian	1
Hispanic/Latino	1
Other	0
<b>Total</b>	<b>4</b>
Average Tenure at Site	3

### Other Support Staff

African American	3
Asian	4
Caucasian	3
Hispanic/Latino	19
Other	1
<b>Total</b>	<b>30</b>
Average Tenure at Site	2.5

## ROCKETSHIP BRILLIANT MINDS

2962 Story Rd. • San José, CA 95127 • Phone: 408-708-5650 • E-mail: sfrenel@rsed.org



# Rocketship Discovery Prep

Principal: Chaka Hajji • CMO: Rocketship Education

Academic Year 2017-2018 • Current Grade Span: TK-5

## Fast Facts

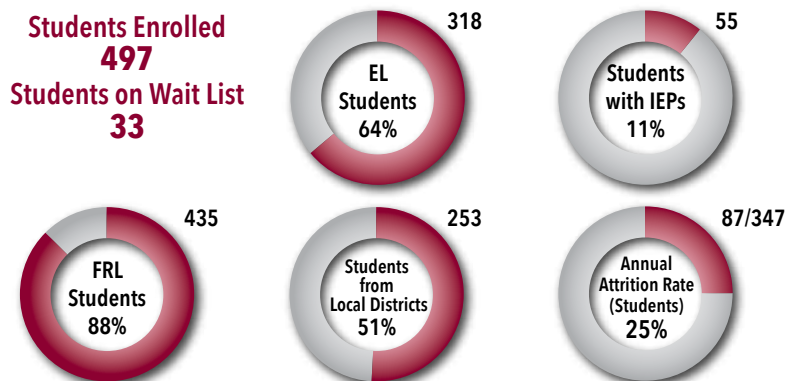
District Appeal or Countywide:	Countywide
Authorization Date by SCCBOE:	2011
Opened:	2011
Renewal(s):	2016
Current Charter Term:	2016-2021

Data Reported by School as of February 1, 2018.

## Financial Data

Average Site Administrator Salary	\$88,191
Average Teacher Salary	\$58,626
Average Classified Staff Salary	\$29,641
Average per Pupil Cost	\$11,758
CMO Rate	15%
CMO Fee	\$825,167
Facility Cost	\$944,205
Facility - Leased/Owned	Owned
Offers Retirement Benefits	Yes
Participates in STRS	Yes
Participates in PERS	No
Other Retirement Benefits	403(b)
Annual Teacher Attrition Rate	0%

(Teachers Not Returning/Total Teachers)



Number of students who could return but did not/ number of students who could have returned.

### Student to Teacher Ratio

TK-Kinder	28:1
Grades 1-3	26:1
Grades 4-8	32:1

### Teachers

African American	0
Asian	5
Caucasian	7
Hispanic/Latino	5
Other	1
<b>Total</b>	<b>18</b>
Average Tenure Teaching	1
Average Tenure at Site	2.4

### Administrators

African American	1
Asian	0
Caucasian	2
Hispanic/Latino	1
Other	0
<b>Total</b>	<b>4</b>
Average Tenure at Site	3

### Other Support Staff

African American	0
Asian	5
Caucasian	7
Hispanic/Latino	5
Other	1
<b>Total</b>	<b>18</b>
Average Tenure at Site	3

## ROCKETSHIP DISCOVERY PREP

370 Wooster Ave. • San José, CA 95116 • Phone: 408-217-8951 • E-mail: chajji@rsed.org

# Rocketship Fuerza

Principal: Juan Mateos • CMO: Rocketship Education



Academic Year 2017-2018 • Current Grade Span: TK-5

## Fast Facts

District Appeal or Countywide:	District Appeal (ARUSD)
Authorization Date by SCCBOE:	2014
Opened:	2014
Renewal(s):	N/A
Current Charter Term:	2014-2019

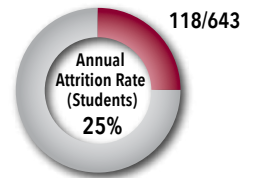

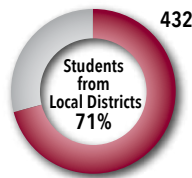
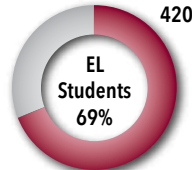
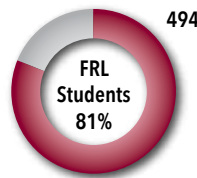
Data Reported by School as of February 1, 2018.

## Financial Data

Average Site Administrator Salary	\$87,864
Average Teacher Salary	\$59,553
Average Classified Staff Salary	\$33,106
Average Per Pupil Cost	\$10,343
CMO Rate	15%
CMO Fee	\$1,113,287
Facility Cost	\$1,452,387
Facility - Leased/Owned	Owned
Offers Retirement Benefits	Yes
Participates in STRS	Yes
Participates in PERS	No
Other Retirement Benefits	403(b)
Annual Teacher Attrition Rate (Teachers Not Returning/Total Teachers)	38%



Students Enrolled  
**608**  
Students on Wait List  
**135**



Number of students who could return but did not/ number of students who could have returned.

### Student to Teacher Ratio

TK-Kinder	37:1
Grades 1-3	33:1
Grades 4-8	34:1

### Teachers

African American	4
Asian	2
Caucasian	4
Hispanic/Latino	7
Other	1
<b>Total</b>	<b>18</b>
Average Tenure Teaching	1.2
Average Tenure at Site	2

### Administrators

African American	2
Asian	0
Caucasian	0
Hispanic/Latino	2
Other	0
<b>Total</b>	<b>4</b>
Average Tenure at Site	3

### Other Support Staff

African American	3
Asian	0
Caucasian	0
Hispanic/Latino	20
Other	0
<b>Total</b>	<b>23</b>
Average Tenure at Site	3

## ROCKETSHIP FUERZA

70 S. Jackson Ave. • San José, CA 95116 • Phone: 408-708-5744 • E-mail: [jmateos@rsed.org](mailto:jmateos@rsed.org)



# Rocketship Los Sueños

Principal: Judy Lavi • CMO: Rocketship Education

Academic Year 2017-2018 • Current Grade Span: K-5

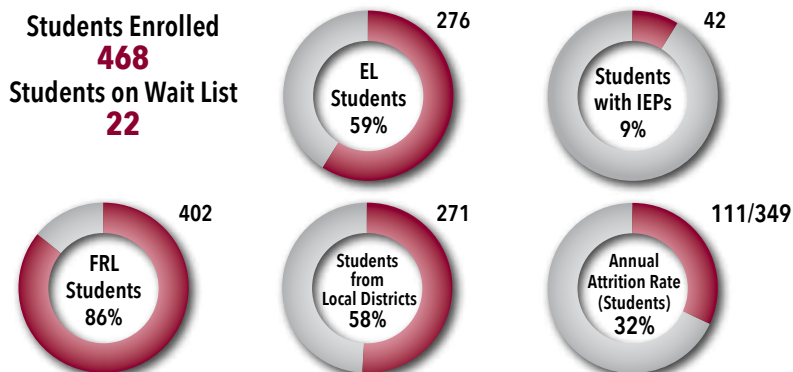
## Fast Facts

District Appeal or Countywide:	Countywide
Authorization Date by SCCBOE:	2009
Opened:	2010
Renewal(s):	2015
Current Charter Term:	2015-2020

Data Reported by School as of February 1, 2018.

## Financial Data

Administrator Salary:	\$93,925
Average Teacher Salary	\$63,409
Average Classified Staff Salary	\$37,250
Average Per Pupil Cost	\$12,493
CMO Rate	15%
CMO Fee	\$807,262
Facility Cost	\$1,141,754
Facility - Leased/Owned	Owned
Offers Retirement Benefits	Yes
Participates in STRS	Yes
Participates in PERS	No
Other Retirement Benefits	403(b)
Annual Teacher Attrition Rate (Teachers Not Returning/Total Teachers)	28%



Number of students who could return but did not/ number of students who could have returned.

### Student to Teacher Ratio

TK-Kinder	23:1
Grades 1-3	27:1
Grades 4-8	29:1

### Teachers

African American	1
Asian	4
Caucasian	11
Hispanic/Latino	1
Other	1
<b>Total</b>	<b>18</b>
Average Tenure Teaching	1
Average Tenure at Site	2

### Administrators

African American	1
Asian	0
Caucasian	2
Hispanic/Latino	1
Other	0
<b>Total</b>	<b>4</b>
Average Tenure at Site	2

### Other Support Staff

African American	0
Asian	3
Caucasian	2
Hispanic/Latino	14
Other	0
<b>Total</b>	<b>19</b>
Average Tenure at Site	6

## ROCKETSHIP LOS SUEÑOS

331 South 34th St. • San José, CA 95116 • Phone: 408-684-4028 • E-mail: jlavi@rsed.org

# Rocketship Mateo Sheedy

Principal: Eesir Kaur • CMO: Rocketship Education



Academic Year 2017-2018 • Current Grade Span: K-5

## Fast Facts

District Appeal or Countywide:	District Appeal (SJUSD)
Authorization Date by SCCBOE:	2006
Opened:	2007
Renewal(s):	2009, 2015
Current Charter Term:	2015-2020

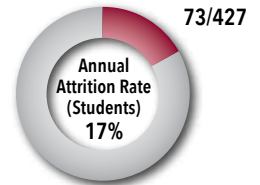
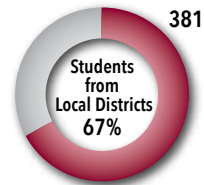
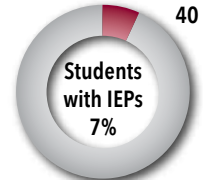
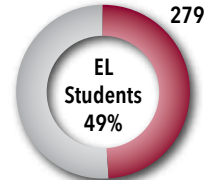
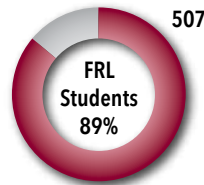
Data Reported by School as of February 1, 2018.

## Financial Data

Average Site Administrator Salary	\$83,018
Average Teacher Salary	\$57,205
Average Classified Staff Salary	\$30,681
Average per Pupil Cost	\$10,039
CMO Rate	15%
CMO Fee	\$926,324
Facility Cost	\$868,388
Facility - Leased/Owned	Owned
Offers Retirement Benefits	Yes
Participates in STRS	Yes
Participates in PERS	No
Other Retirement Benefits	403(b)
Annual Teacher Attrition Rate (Teachers Not Returning/Total Teachers)	15%



Students Enrolled **569**  
Students on Wait List **5**



Number of students who could return but did not/ number of students who could have returned.

### Student to Teacher Ratio

TK-Kinder	32:1
Grades 1-3	27:1
Grades 4-8	30:1

### Teachers

African American	0
Asian	2
Caucasian	10
Hispanic/Latino	4
Other	4
<b>Total</b>	<b>20</b>
Average Tenure Teaching	2
Average Tenure at Site	1

### Administrators

African American	0
Asian	1
Caucasian	3
Hispanic/Latino	0
Other	0
<b>Total</b>	<b>4</b>
Average Tenure at Site	4

### Other Support Staff

African American	1
Asian	2
Caucasian	3
Hispanic/Latino	15
Other	0
<b>Total</b>	<b>21</b>
Average Tenure at Site	4

## ROCKETSHIP MATEO SHEEDY

788 Locust St. • San José, CA 95110 • Phone: 408-286-3330 • E-mail: ekaur@rsed.org



# Rocketship Rising Stars

Principal: Kylie Alsofrom • CMO: Rocketship Education

Academic Year 2017-2018 • Current Grade Span: TK-4

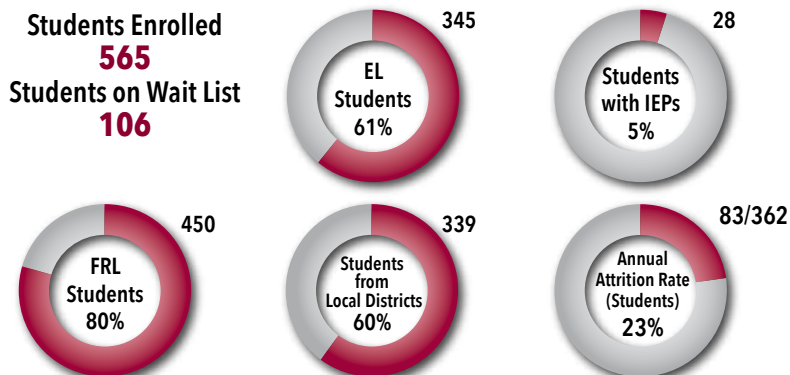
## Fast Facts

District Appeal or Countywide:	District Appeal (SJUSD)
Authorization Date by SCCBOE:	2015
Opened:	2016
Renewal(s):	N/A
Current Charter Term: (Opened, Fall 2016)	2016-2021

Data Reported by School as of February 1, 2018

## Financial Data

Average Site Administrator Salary	\$87,518
Average Certificated Teacher Salary	\$56,733
Average Classified Staff Salary	\$33,728
Average per Pupil Cost	\$9,790
CMO Rate	15%
CMO Fee	\$977,960
Facility Cost	\$845,520
Facility - Leased/Owned	Owned
Offers Retirement Benefits	Yes
Participates in STRS	Yes
Participates in PERS	No
Other Retirement Benefits	403(b)
Annual Teacher Attrition Rate (Teachers Not Returning/Total Teachers)	5%



Number of students who could return but did not/ number of students who could have returned.

### Student to Teacher Ratio:

TK-Kinder	38:1
Grades 1-3	39:1
Grades 4-8	31:1

### Teachers

African American	0
Asian	2
Caucasian	7
Hispanic/Latino	5
Other	1
<b>Total</b>	<b>15</b>
Average Tenure Teaching	1
Average Tenure at Site	2

### Administrators

African American	0
Asian	1
Caucasian	1
Hispanic/Latino	1
Other	1
<b>Total</b>	<b>4</b>
Average Tenure at Site	2.5

### Other Support Staff

African American	0
Asian	3
Caucasian	3
Hispanic/Latino	15
Other	1
<b>Total</b>	<b>22</b>
Average Tenure at Site	1

## ROCKETSHIP RISING STARS

3172 Senter Road • San José, CA 95111 • Phone: 408-677-4879 • E-mail: E-mail: kalsofrom@rsed.org

# Rocketship Sí Se Puede

Principal: Heidy Slattengren • CMO: Rocketship Education



Academic Year 2016-2017 • Current Grade Span: K-5

## Fast Facts

District Appeal or Countywide:	District Appeal (ARUSD)
Authorization Date by SCCBOE:	2008
Opened:	2009
Renewal(s):	2011, 2017
Current Charter Term:	2017-2022

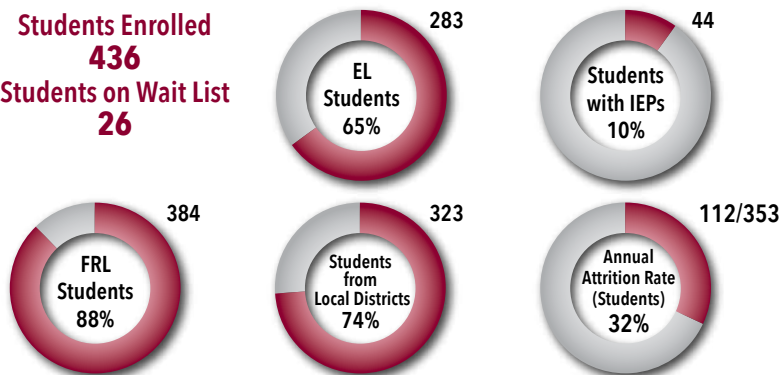
Data Reported by School as of February 1, 2018.

## Financial Data

Average Site Administrator Salary	\$76,710
Average Teacher Salary	\$63,221
Average Classified Staff Salary	\$29,168
Average per Pupil Cost	\$11,787
CMO Rate	15%
CMO Fee	\$800,578
Facility Cost	\$1,032,224
Facility - Leased/Owned	Owned
Offers Retirement Benefits	Yes
Participates in STRS	Yes
Participates in PERS	No
Other Retirement Benefits	403(b)
Annual Teacher Attrition Rate (Teachers Not Returning/Total Teachers)	0



Students Enrolled  
**436**  
Students on Wait List  
**26**



Number of students who could return but did not/ number of students who could have returned.

### Student to Teacher Ratio:

TK-Kinder	26:1
Grades 1-3	27:1
Grades 4-8	29:1

### Teachers

African American	2
Asian	4
Caucasian	4
Hispanic/Latino	3
Other	2
<b>Total</b>	<b>15</b>
Average Tenure Teaching	1.2
Average Tenure at Site	3

### Administrators

African American	1
Asian	1
Caucasian	1
Hispanic/Latino	1
Other	1
<b>Total</b>	<b>5</b>
Average Tenure at Site	3

### Other Support Staff

African American	0
Asian	1
Caucasian	1
Hispanic/Latino	20
Other	1
<b>Total</b>	<b>23</b>
Average Tenure at Site	4

## ROCKETSHIP SÍ SE PUEDE

2249 Dobern Ave. • San José, CA 95116 • Phone: 408-824-5180 • E-mail: hshinn@rsed.org



# Spark Charter School

Christopher Mahoney • CMO: None

Academic Year 2017-2018 • Current Grade Span: K-8

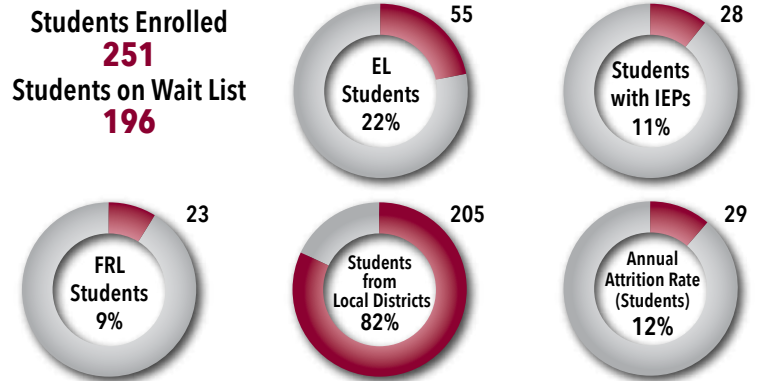
## Fast Facts

District Appeal or Countywide:	District Appeal (SESD)
Authorization Date by SCCBOE:	2014
Opened:	2015
Renewal(s):	2018
Current Charter Term:	2015-2018

Data Reported by School as of February 1, 2018.

## Financial Data

Average Site Administrator Salary	\$119,900
Average Teacher Salary	\$69,700
Average Classified Staff Salary	\$34,759
Average per Pupil Cost	\$9,921
Facility Cost	\$191,000
Facility - Leased/Owned	Leased
Offers Retirement Benefits	Yes
Participates in STRS	Yes
Participates in PERS	No
Other Retirement Benefits	403(b)
Annual Teacher Attrition Rate (Teachers Not Returning/Total Teachers)	22%



Number of students who could return but did not/ number of students who could have returned.

### Student to Teacher Ratio:

K - Kinder	24:1
Grades 1 - 3	24:1
Grades 4 - 8	15:1

### Teachers

African American	0
Asian	3
Caucasian	10
Hispanic/Latino	0
Other	1
<b>Total</b>	<b>14</b>
Average Tenure Teaching	7.5
Average Tenure at Site	2

### Administrators

African American	0
Asian	0
Caucasian	2
Hispanic/Latino	0
Other	0
<b>Total</b>	<b>2</b>
Average Tenure at Site	2.5

### Other Support Staff

African American	3
Asian	1
Caucasian	3
Hispanic/Latino	0
Other	0
<b>Total</b>	<b>7</b>
Average Tenure at Site	1.6

## SPARK CHARTER SCHOOL

739 Morse Ave. • Sunnyvale, CA 94085 • Phone: 408-752-2631 • E-mail: [chris@sparkcharter.org](mailto:chris@sparkcharter.org)



# Summit Public Schools: Denali

Principal: Kevin Bock • CMO: Summit Public Schools



Academic Year 2017-2018 • Current Grade Span: 6-10

## Fast Facts

District Appeal or Countywide:	Countywide
Authorization Date by SCCBOE:	2012
Opened:	2013
Renewal(s):	2018
Current Charter Term:	2018-2023

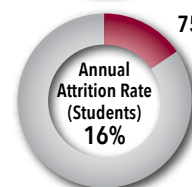
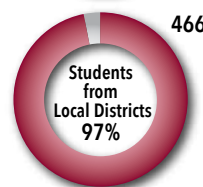
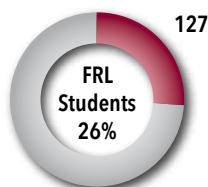
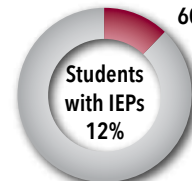
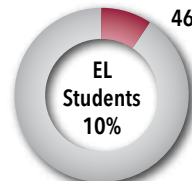
Data Reported by School as of February 1, 2018.

## Financial Data

Average Site Administrator Salary	\$115,473
Average Teacher Salary	\$64,606
Average Classified Staff Salary	\$50,947
Average per Pupil Cost	\$10,566
CMO Rate	16%
CMO Fee	\$597,961
Facility Cost	\$404,542
Facility - Leased/Owned	Leased
Offers Retirement Benefits	Yes
Participates in STRS	Yes
Participates in PERS	No
Other Retirement Benefits	403(b) for Classified Staff
Annual Teacher Attrition Rate (Teachers Not Returning/Total Teachers)	28%



Students Enrolled  
**482**  
Students on Wait List  
**133**



Number of students who could return but did not/ number of students who could have returned.

### Student to Teacher Ratio:

Grades 4 - 8	17:1
Grades 9 - 12	19:1

### Teachers

African American	0
Asian	6
Caucasian	17
Hispanic/Latino	3
Other	1
<b>Total</b>	<b>27</b>
Average Tenure Teaching	4.3
Average Tenure at Site	2

### Administrators

African American	0
Asian	0
Caucasian	2
Hispanic/Latino	0
Other	0
<b>Total</b>	<b>2</b>
Years at Site	4.5

### Other Support Staff

African American	0
Asian	0
Caucasian	1
Hispanic/Latino	2
Other	0
<b>Total</b>	<b>3</b>
Average Tenure at Site	1.5

## SUMMIT PUBLIC SCHOOLS: DENALI

495 Mercury Dr. • Sunnyvale, CA 94085 • Phone: 669-600-5695 • E-mail: kbock@summittps.org



# Summit Public Schools: Tahoma

Principal: Jonathan Stewart • CMO: Summit Public Schools

Academic Year 2017-2018 • Current Grade Span: 9-12

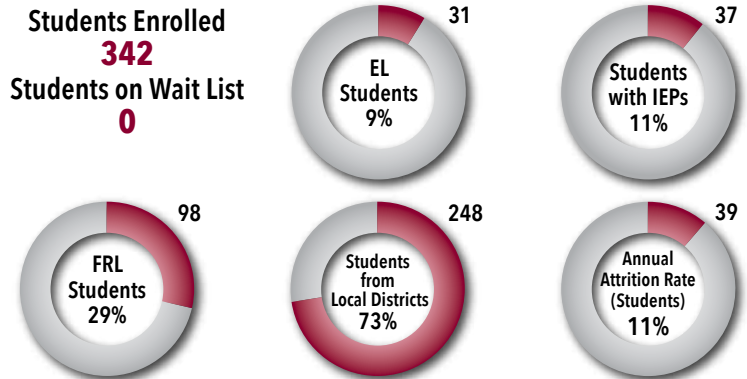
## Fast Facts

Authorization Date by SCCBOE:	2010
Opened:	2011
Renewal(s):	2016
Current Charter Term:	2016-2021

Data Reported by School as of February 1, 2018.

## Financial Data

Average Site Administrator Salary	\$123,541
Average Teacher Salary	\$62,248
Average Classified Staff Salary	\$56,822
Average per Pupil Cost	\$10,050
CMO Rate	16%
CMO Fee	\$506,805
Facility Cost	\$96,600
Facility - Leased/Owned	Leased
Offers Retirement Benefits	Yes
Participates in STRS	Yes
Participates in PERS	No
Other Retirement Benefits	403(b) for Classified Staff
Annual Teacher Attrition Rate (Teachers Not Returning/Total Teachers)	57.10%



Number of students who could return but did not/ number of students who could have returned.

**Student to Teacher Ratio:**  
Grades 9-12 24:1

### Teachers

African American	0
Asian	4
Caucasian	8
Hispanic/Latino	4
Other	0
<b>Total</b>	<b>16</b>
Average Tenure Teaching	3.5
Average Tenure at Site	2

### Administrators

African American	0
Asian	1
Caucasian	1
Hispanic/Latino	0
Other	0
<b>Total</b>	<b>2</b>
Years at Site	2

### Other Support Staff

African American	0
Asian	0
Caucasian	4
Hispanic/Latino	3
Other	0
<b>Total</b>	<b>7</b>
Average Tenure at Site	0.5

## SUMMIT PUBLIC SCHOOLS: TAHOMA

14271 Story Rd. • San José, CA 95127 • Phone: 408-729-1981 • E-mail: jstewart@summitps.org

# Sunrise Middle School

Principal: Teresa Robinson • CMO: None



Academic Year 2017-2018 • Current Grade Span: 6-8

## Fast Facts

District Appeal or Countywide:	District Appeal (SJUSD)
Authorization Date by SCCBOE:	2014
Opened:	2014
Renewal(s):	N/A
Current Charter Term:	2014-2019

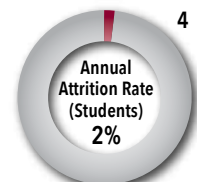
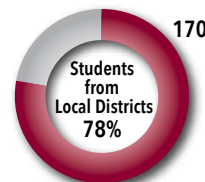
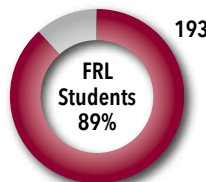
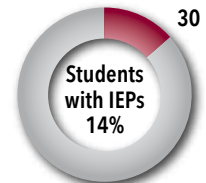
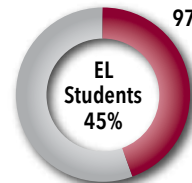
Data Reported by School as of February 1, 2018.

## Financial Data

Average Site Administrator Salary	\$86,000
Average Teacher Salary	\$56,000
Average Classified Staff Salary	\$50,600
Average per Pupil Cost	\$11,000
Facility Cost	\$116,000
Facility - Leased/Owned	Leased under Prop 39
Offers Retirement Benefits	Yes
Participates in STRS	Yes
Participates in PERS	No
Other Retirement Benefits	403(b)
Annual Teacher Attrition Rate (Teachers Not Returning/Total Teachers)	11%



Students Enrolled  
**218**  
Students on Wait List  
**2**



Number of students who could return but did not/ number of students who could have returned.

Student to Teacher Ratio:  
Grades 6-8 24:1

### Teachers

African American	1
Asian	1.5
Caucasian	5
Hispanic/Latino	0
Other	2
<b>Total</b>	<b>9.5</b>
Average Tenure Teaching	4.3
Average Tenure at Site	2.2

### Administrators

African American	0
Asian	1
Caucasian	1
Hispanic/Latino	1
Other	0
<b>Total</b>	<b>3</b>
Average Tenure at Site	

### Other Support Staff

African American	0
Asian	0
Caucasian	1
Hispanic/Latino	6
Other	1
<b>Total</b>	<b>8</b>
Average Tenure at Site	3.5

## SUNRISE MIDDLE SCHOOL

1149 E. Julian St., Bldg. G • San José, CA 95116 • Phone: 408-659-4785 • E-mail: [teresa@sunrisemiddle.org](mailto:teresa@sunrisemiddle.org)



# University Prep Academy

Principal: Daniel Ordaz • CMO: None

Academic Year 2017-2018 • Current Grade Span: 7-12

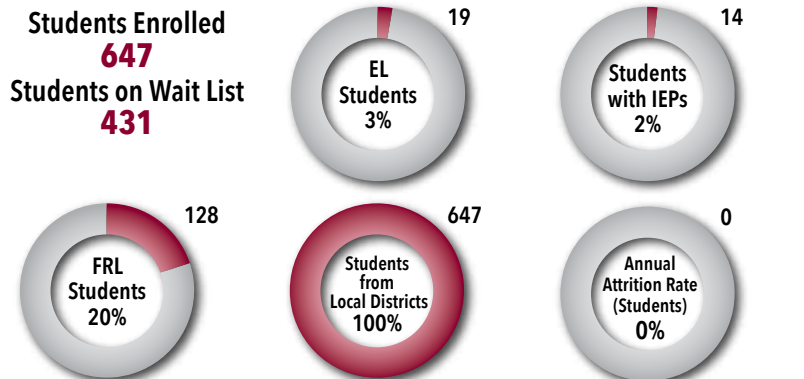
## Fast Facts

District Appeal or Countywide:	Countywide
Authorization Date by SCCBOE:	2006
Opened:	2007
Renewal(s):	2010, 2014
Current Charter Term:	2015-2020

Data Reported by School as of February 1, 2018.

## Financial Data

Average Site Administrator Salary	\$96,911
Average Teacher Salary	\$68,700
Average Classified Salary	\$35,590
Average Cost per Pupil	\$9,500
CMO Rate	0
CMO Fee	0
Facility - Leased/Owned	\$620,000
Offers Retirement Benefits	Leased
Participates in STRS	Yes
Participates in PERS	No
Other Retirement Benefits	403(b)
Annual Teacher Attrition Rate (Teachers Not Returning/Total Teachers)	9%



Number of students who could return but did not/ number of students who could have returned.

### Student to Teacher Ratio:

Grades 4 - 8	24:1
Grades 9 - 12	19:1

### Teachers

African American	1
Asian	5
Caucasian	22
Hispanic/Latino	5
Other	1
<b>Total</b>	<b>34</b>
<b>Average Tenure Teaching</b>	<b>8</b>
<b>Average Tenure at Site</b>	<b>5</b>

### Administrators

African American	0
Asian	1
Caucasian	1
Hispanic/Latino	2
Other	0
<b>Total</b>	<b>4</b>
<b>Average Tenure at Site</b>	<b>8</b>

### Other Support Staff

African American	0
Asian	0
Caucasian	4
Hispanic/Latino	5
Other	0
<b>Total</b>	<b>9</b>
<b>Average Tenure at Site</b>	<b>4.1</b>

## UNIVERSITY PREP ACADEMY

2315 Canoas Garden Ave. • San José, CA 95125 • Phone: 408-723-1839 • E-mail: dordaz@upatoday.com

# Voices College-Bound Language Academy at Morgan Hill

Principal: Juan Carlos Villaseñor • CMO: Voices College-Bound Academies



Academic Year 2017-2018 • Current Grade Span: TK-3

## Fast Facts

District Appeal or Countywide:	District Appeal (MHUSD)
Authorization Date by SCCBOE:	October 2014
Opened:	July 2015
Renewal(s):	2018
Current Charter Term:	2018-2023

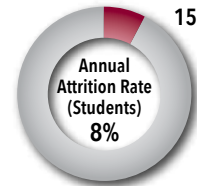
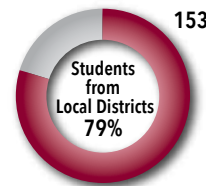
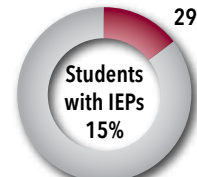
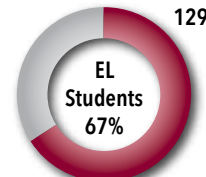
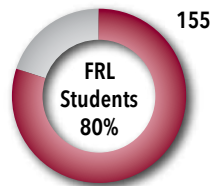
Data Reported by School as of February 1, 2018.

## Financial Data

Average Site Administrator Salary	\$83,232
Average Teacher Salary	\$52,433
Average Classified Staff Salary	\$29,152
Average Per Pupil Cost	\$12,755
CMO Rate	12%
Facility Cost	\$194,378
Facility - Leased/Owned	Leased
Offers Retirement Benefits	Yes
Participates in STRS	Yes
Participates in PERS	No
Other Retirement Benefits	401(k), Social Security
Annual Teacher Attrition Rate (Teachers Not Returning/Total Teachers)	11.1%



Students Enrolled  
**194**  
Students on Wait List  
**6**



Number of students who could return but did not/ number of students who could have returned.

Student to Teacher Ratio:  
TK - Kinder 31:1  
Grades 1 - 3 26:1

### Teachers

African American	0
Asian	0
Caucasian	1
Hispanic/Latino	6
Other	0
<b>Total</b>	<b>7</b>
Average Tenure Teaching	2
Average Tenure at Site	1.3

### Administrators

African American	0
Asian	0
Caucasian	0
Hispanic/Latino	1
Other	0
<b>Total</b>	<b>1</b>
Average Tenure at Site	3

### Other Support Staff

African American	0
Asian	0
Caucasian	0
Hispanic/Latino	17
Other	0
<b>Total</b>	<b>17</b>
Average Tenure at Site	2

## VOICES COLLEGE-BOUND LANGUAGE ACADEMY AT MORGAN HILL

16870 Murphy Ave. • Morgan Hill, CA 95037 • Phone: 408-791-1700 • E-mail: [jvillasenor@voicescharterschool.com](mailto:jvillasenor@voicescharterschool.com)

Academic Year 2017-2018 • Current Grade Span: TK-3

## Fast Facts

District Appeal or Countywide:	District Appeal (MHUSD)
Authorization Date by SCCBOE:	February 18, 2015
Opened:	July 2015
Renewal(s):	N/A
Current Charter Term:	2015-2020

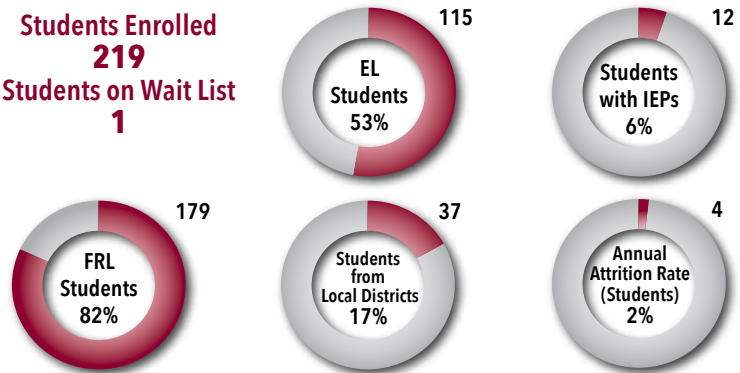
Data Reported by School as of February 1, 2018

## Financial Data

Site Administrator	\$83,232
Average Teacher Salary	\$51,000
Average Classified Staff Salary	\$29,620
Average Per Pupil Cost	\$12,220
CMO Rate	12% of State Funds
Facility Cost	\$150,000
Facility - Leased/Owned	Leased
Offers Retirement Benefits	Yes
Participates in STRS	Yes
Participates in PERS	No
Other Retirement Benefits	401 (k)
Annual Teacher Attrition Rate (Teachers Not Returning/Total Teachers)	0



Students Enrolled **219**  
Students on Wait List **1**



Number of students who could return but did not/number of students who could have returned.

### Student to Teacher Ratio:

TK-K	28:1
Grades 1-3	27:1

### Teachers

African American	2
Asian	3
Caucasian	5
Hispanic/Latino	7
Other	1
<b>Total</b>	<b>18</b>
<b>Average Tenure Teaching</b>	<b>1.6</b>
<b>Average Tenure at Site</b>	<b>1.6</b>

### Administrators

African American	0
Asian	0
Caucasian	0
Hispanic/Latino	1
Other	0
<b>Total</b>	<b>1</b>
<b>Average Tenure at Site</b>	<b>3</b>

### Other Support Staff

African American	0
Asian	0
Caucasian	2
Hispanic/Latino	20
Other	0
<b>Total</b>	<b>22</b>
<b>Average Tenure at Site</b>	<b>1</b>

## Voices College-Bound Language Academy at Mt. Pleasant

14271 Story Road • San José, CA 95127 • Phone: 408-571-6404 • E-mail: mmadrigal@voicescharterschool.com

# Santa Clara County Enrollment

When reviewing the number of students attending charter schools, almost 4% percent of students in Santa Clara County are enrolled in County Board-authorized charter schools. The growth of charter schools in the county continues to have an impact on local school districts. If the total charter school enrollment is taken as a whole, the SCCOE would be the 13th largest district out of the 31 districts in the county.

Santa Clara County District Enrollment (Sorted by Greatest to Least)

District	2015-2016	2016-2017
	Enrollment	
San Jose Unified	32,454	32,004
East Side Union High	26,684	27,049
Cupertino Union	18,948	18,598
Santa Clara Unified	15,388	15,409
Palo Alto Unified	12,485	12,287
Gilroy Unified	11,852	11,959
Evergreen Elementary	12,282	11,794
Alum Rock Union Elementary	12,068	11,624
Fremont Union High	10,736	10,869
Franklin-Mckinley Elementary	11,114	10,735
Oak Grove Elementary	10,632	10,362
Milpitas Unified	10,291	10,260
<b>SCCOE Authorized Charter Schools</b>	<b>9,345</b>	<b>9,863</b>
Morgan Hill Unified	9,135	9,137
Campbell Union High	7,676	7,810
Campbell Union	7,600	7,465
Berryessa Union Elementary	7,452	7,296
Sunnyvale	6,640	6,536
Union Elementary	5,692	5,751
Mountain View Whisman	5,084	5,125
Moreland	4,810	4,780
Los Altos Elementary	4,638	4,527
Mountain View-Los Altos Union High	4,028	4,101
Cambrian	3,358	3,514
Los Gatos-Saratoga Joint Union High	3,311	3,368
Los Gatos Union Elementary	3,335	3,263
Mt. Pleasant Elementary	2,445	2,371
Saratoga Union Elementary	2,000	1,906
Orchard Elementary	908	894
Luther Burbank	528	520
Loma Prieta Elementary	491	507
Lakeside Joint	88	86
<b>Santa Clara County</b>	<b>273,498</b>	<b>271,770</b>

<https://dq.cde.ca.gov/dataquest/>

# Petition History

The County Board has authorized more charter schools than any other COE in California; with 23 operating charter schools in 2017-18.

Year	Charter Petition Activity	Approved	Denied	Total SCCOE Schools
2003	Received two (2) petitions on appeal <ul style="list-style-type: none"> <li>• <i>Approved Leadership Public School – San José</i> (denied by East Side Union High School District) – High School (Grades 9-12) – opened July 2004</li> <li>• <i>Approved Bullis Charter School</i> (denied by Los Altos Elementary) – K-6 – opened July 2004</li> </ul>	2	0	2
2004	Received three (3) petitions for countywide charter schools <ul style="list-style-type: none"> <li>• <i>Approved Pathfinder Charter School</i> (Grades 9-12) – Opened July 2005</li> <li>• <i>Denied Ready to Work Independent Study Charter</i></li> <li>• <i>Denied Ready to Work Independent Study Charter</i> (2nd petition)</li> </ul>	1	2	3
2005	Received two (2) petitions on appeal <ul style="list-style-type: none"> <li>• <i>Approved Leadership Public Schools – Campbell</i> (denied by Campbell Union High School District) – High School (Grades 9-12) – opened July 2006</li> <li>• <i>Approved Discovery Charter School</i> (denied by Moreland Elementary) – (Grades K-8) opened July 2006</li> </ul>	2	0	5
2006	Received one (1) petition for a countywide charter school: <ul style="list-style-type: none"> <li>• <i>Approved University Preparatory Academy</i> (Grades 7-12) – opened July 2007</li> </ul> Received four petitions on appeal: <ul style="list-style-type: none"> <li>• <i>Approved Rocketship One</i> (Mateo Sheedy) (denied by San José Unified) – Elementary (Grades K-6) opened July 2007</li> <li>• <i>Denied RAICES College Preparatory</i> (Grades K-6) (denied by Alum Rock)</li> <li>• <i>Denied South Bay Preparatory Academy</i> (Grades 6-12) (denied by Campbell Union High School District)</li> <li>• <i>Denied Community Elementary Charter School</i> (Grades K-5) (denied by Alum Rock)</li> </ul> Charter Schools Closed: <ul style="list-style-type: none"> <li>• <i>Pathfinder Charter School</i>: closed January 2007</li> </ul>	2	3	6
2007	Received two (2) petitions on appeal: <ul style="list-style-type: none"> <li>• <i>Approved ACE Charter School</i> (denied by Alum Rock) – Middle School (Grades 5-8) – opened July 2008</li> <li>• <i>Approved South Bay Preparatory Academy</i> (denied by Campbell Union High School District) (Grades 6-12) – opened July 2009</li> </ul>	2	0	8
2008	Received one (1) petition for countywide charter school: <ul style="list-style-type: none"> <li>• <i>Approved Magnolia Science Academy- Santa Clara</i> (Grades 6-12); opened fall 2010</li> </ul> Received one petition on appeal: <ul style="list-style-type: none"> <li>• <i>Approved Rocketship Two</i> (Si Se Puede) (denied by Alum Rock) – (Grades K-6) opened 2009</li> </ul> Charter Schools Closed: <ul style="list-style-type: none"> <li>• <i>Leadership Public Schools - Campbell</i>: Closed July 2008</li> </ul>	2	0	9
2009	Received two (2) petitions for countywide charters: <ul style="list-style-type: none"> <li>• <i>Approved Flex Academy Silicon Valley</i> (Grades 6-12) opened in fall 2011</li> <li>• <i>Approved Communitas</i> (Grades 9-12) opened fall 2012</li> </ul> Charter Schools Closed: <ul style="list-style-type: none"> <li>• <i>South Bay Preparatory Academy</i> – Closed summer 2010</li> </ul>	2	0	11
2010	Received two (2) petitions for countywide charters: <ul style="list-style-type: none"> <li>• <i>Approved Flex Academy Silicon Valley</i> (Grades 6-12) opened in fall 2011</li> <li>• <i>Approved Communitas</i> (Grades 9-12) opened fall 2012</li> </ul> Charter Schools Closed: <ul style="list-style-type: none"> <li>• <i>South Bay Preparatory Academy</i> – Closed summer 2010</li> </ul>	2	0	12
2011	Received twenty (20) petitions for new charter schools: <ul style="list-style-type: none"> <li>• <i>Approved Rocketships Eight</i> (8) – Twenty-Eight (28) (Grades K-6); scheduled to open fall 2013 to fall 2016 (20 total).</li> </ul> Received four (4) countywide petitions for sites previously authorized under one countywide charter: <ul style="list-style-type: none"> <li>• <i>Approved Rocketships Four</i> (4) – Seven (7) (Grades K-6) opened fall 2011 and fall 2012 (4 total)</li> </ul> Received two petitions on appeal: <ul style="list-style-type: none"> <li>• <i>Approved Summit Tahoma</i> (Grades 9-12) (denied by East Side Union High School District); opened fall 2012</li> <li>• <i>Denied American Indian Charter School</i> (denied by San José Unified)</li> </ul>	25	1	37
2012	Received two (2) petitions for countywide charter schools: <ul style="list-style-type: none"> <li>• <i>Denied Discovery II</i> (K-8)</li> <li>• <i>Approved Summit Denali</i> (Grades 6-12; (located in Fremont High School District); opened fall 2013</li> </ul>	1	1	38
2013	Received four (4) petitions on appeal: <ul style="list-style-type: none"> <li>• <i>Approved Discovery II</i> (Grades K-8) (denied by San José Unified); opened fall 2013</li> <li>• <i>Approved Alpha II</i> (Alpha José Hernandez) (Grades 6-8) (denied by Alum Rock); opened fall 2014</li> <li>• <i>Denied Morgan Hill Prep</i> (Grades K-8) (denied by Morgan Hill Unified)</li> <li>• <i>Withdrawn by Petitioner – Rocketship Morgan Hill</i> (denied by Morgan Hill Unified)</li> </ul> Charter Schools Closed: <ul style="list-style-type: none"> <li>• <i>Communitas</i> – Closed Spring 2013</li> </ul>	2	1	39



# Petition History

Year	Charter Petition Activity	Approved	Denied	Total SCCOE Schools
2014	<p>Received six (6) petitions on appeal:</p> <ul style="list-style-type: none"> <li>• <i>Approved Renewal Sunrise Middle</i> (Grades 6-8) (denied for renewal by San José Unified); remained open</li> <li>• <i>Approved Rocketship Fuerza</i> (Grades TK-5) (denied by Alum Rock Elementary); opened fall 2014</li> <li>• <i>Approved Spark Charter School</i> (Grades K-8) (denied by Sunnyvale Elementary); opened fall 2015</li> <li>• <i>Approved Voices College-Bound Language Academy</i> at Morgan Hill (Grades TK-8) (denied by Morgan Hill Unified); opened fall 2015</li> <li>• <i>Denied Morgan Hill Prep</i> (Grades TK-8) (denied by Morgan Hill Unified)</li> <li>• Petition withdrawn for Rocketship Morgan Hill (K-5) (denied by Morgan Hill Unified)</li> </ul> <p>Withdrawn Charter Schools:</p> <ul style="list-style-type: none"> <li>• Rocketships Eight (8) - Twenty-eight (28) based on settlement</li> </ul>	4	1	23
2015	<p>Received three (3) petitions on appeal:</p> <ul style="list-style-type: none"> <li>• <i>Denied Wei Yu International Charter</i> (K-8) (denied by Moreland School District) (approved by State Board of Education (SBE) in 2016 - closed 2017)</li> <li>• <i>Approved Voices College-Bound Language Academy at Mount Pleasant</i> (Grades TK-8) (denied by Mount Pleasant Elementary); opened fall 2015</li> <li>• <i>Denied STEM Academy of Silicon Valley</i> (Grades TK-8) (denied by Santa Clara Unified)</li> </ul> <p>Received and approved two (2) petitions for renewal:</p> <ul style="list-style-type: none"> <li>• Silicon Valley Flex, Summit Tahoma</li> </ul>	1	2	24
2016	<p>Received and approved seven (7) petitions for renewal:</p> <ul style="list-style-type: none"> <li>• Downtown College Prep, ACE Empower Academy, Rocketship Discovery Prep, Bullis Charter, Rocketship Brilliant Minds, Rocketship Si Se Puede, Alpha Public Schools: Jose Hernandez</li> </ul> <p>Received three (3) countywide petitions and one (1) SCCOE-dependent petition:</p> <ul style="list-style-type: none"> <li>• <i>Withdrawn by Petitioner - Legacy Academy Charter School</i></li> <li>• <i>Approved Legacy Academy Charter School</i> - scheduled to open fall 2018</li> <li>• <i>Approved Opportunity Youth Academy</i> (SCCOE-Dependent) - opened Aug 2016</li> <li>• <i>Denied Options for Youth</i></li> </ul> <p>Charter Schools Closed:</p> <ul style="list-style-type: none"> <li>• Silicon Valley Flex: July 2016</li> <li>• Leadership Public Schools-San José: July 2016</li> <li>• Magnolia Science Academy-Santa Clara: August 2016</li> </ul>	0	1	23
2017	<p>Received and approved <i>three (3) petitions for renewal</i>:</p> <ul style="list-style-type: none"> <li>• Rocketship Alma, Voices College-Bound Language Academy at Morgan Hill, Summit Denali</li> </ul> <p>Received three (3) new petitions on appeal:</p> <ul style="list-style-type: none"> <li>• <i>No Action taken on Promise Academy</i> *(K-12) (denied by San Jose Unified, approved by State Board of Education as K-8); scheduled to open August 2018</li> <li>• <i>Denied Perseverance Preparatory School</i> (5-8) (denied by San Jose Unified, approved by State Board of Education); scheduled to open August 2018</li> <li>• <i>Denied KIPP East Side High School</i> (9-12) (denied by East Side Union High School District, approved by State Board of Education); scheduled to open August 2018</li> </ul>	0	2-1*	23
2018 (Jan-Jun)	<p>Received and approved one (1) petition for renewal:</p> <ul style="list-style-type: none"> <li>• Discovery II</li> </ul> <p>Received and denied one (1) petition for renewal:</p> <ul style="list-style-type: none"> <li>• Spark Charter (appealed to and denied by SBE)</li> </ul> <p>Received one (1) new petition on appeal:</p> <ul style="list-style-type: none"> <li>• Denied Eureka! Inclusive Charter School (TK-8) (denied by San Jose Unified)</li> </ul>	0	1	23

Source: Santa Clara County Office of Education (2018).  
Board Meeting agendas, minutes and recordings found at <http://www.sccoe.org/countyboard...>

### SCCBOE Petition History Summary • 2003-2018

Total Initial Petitions Reviewed	85	Total number of initial 3 year terms granted:	14
Approved	51	Total number of initial 5 year terms granted:	37
Denied	15	Total number of material revisions granted:	36
Closed	7	Total number of material revisions denied:	0
Withdrawn/Lapsed	17/5	Total number of renewals granted:	27
Revoked	0	Total number of renewals denied:	1
Took No Action On	1		
Currently Active	23		

# Appendix A. Education Code Selections Regarding Charter Schools

## Legislative Intent

The provisions enabling charter schools in California were established by the “Charter Schools Act of 1992.” The legislative intent is defined in Education Code 47601.

### Education Code 47601

It is the intent of the Legislature, in enacting this part, to provide opportunities for teachers, parents, pupils, and community members to establish and maintain schools that operate independently from the existing school district structure, as a method to accomplish all of the following:

- (a) Improve pupil learning.
- (b) Increase learning opportunities for all pupils, with special emphasis on expanded learning experiences for pupils who are identified as academically low achieving.
- (c) Encourage the use of different and innovative teaching methods.
- (d) Create new professional opportunities for teachers, including the opportunity to be responsible for the learning program at the school site.
- (e) Provide parents and pupils with expanded choices in the types of educational opportunities that are available within the public school system.
- (f) Hold the schools established under this part accountable for meeting measurable pupil outcomes, and provide the schools with a method to change from rule-based to performance-based accountability systems.
- (g) Provide vigorous competition within the public school system to stimulate continual improvement.

### Nonsectarian, non-discriminatory, no tuition

Charter schools are free public schools and are required to be nonsectarian and are prohibited from engaging in discriminatory practices as defined by law and cannot charge tuition. These provisions are found in Education Code 47605(d)(1).

### Education Code 47605(d)(1)

In addition to any other requirement imposed under this part, a charter school shall be nonsectarian in its programs, admission policies, employment practices, and all other operations, shall not charge tuition, and shall not discriminate against any pupil on the basis of the characteristics listed in Section 220.

### Charter Petition Review and Approval or Denial

The provisions regarding charter petition review and decisions are found in Education Code 47605(b)(1-6). These provisions state the legislative intent that “the establishment of charter schools should be encouraged” and require the finding of one or more factors in order to deny a charter petition. In order to deny a petition, the authorizing board must find one or more of the following facts:

- The charter school presents an unsound educational program for the pupils to be enrolled in the charter school.
- The petitioners are demonstrably unlikely to successfully implement the program set forth in the petition.
- The petition does not contain the number of signatures required.
- The petition does not contain an affirmation of each of the required conditions.
- The petition does not contain reasonably comprehensive descriptions of the required elements.
- The petition does not contain a declaration of whether or not the charter school shall be deemed the exclusive public employer of the employees of the charter school for purposes of EERA (Educational Employee Relations Act) (Chapter 10.7 (commencing with Section 3540) of Division 4 of Title 1 of the Government Code).

### Education Code 47605(b)(1-6)

In reviewing petitions for the establishment of charter schools pursuant to this section, the chartering authority shall be guided by the intent of the Legislature that charter schools are and should become an integral part of the California educational system and that establishment of charter schools should be encouraged. The governing board of the school district shall grant a charter for the operation of a school under this part if it is satisfied that granting the charter is consistent with sound educational practice. The governing board of the school district shall not deny a petition for the establishment of a charter school unless it makes written factual findings, specific to the particular petition, setting forth specific facts to support one or more of the following findings:

- (1) The charter school presents an unsound educational program for the pupils to be enrolled in the charter school.
- (2) The petitioners are demonstrably unlikely to successfully implement the program set forth in the petition.
- (3) The petition does not contain the number of signatures required by subdivision (a).
- (4) The petition does not contain an affirmation of each of the conditions described in subdivision (d).

# Appendix A. Education Code Selections Regarding Charter Schools

- (5) The petition does not contain reasonably comprehensive descriptions of all the required elements (A-O):
- (6) The petition does not contain a declaration of whether or not the charter school shall be deemed the exclusive public employer of the employees of the charter school for purposes of Chapter 10.7 (commencing with Section 3540) of Division 4 of Title 1 of Government Code.
- (A)
  - (i) The educational program of the charter school, designed, among other things, to identify those whom the school is attempting to educate, what it means to be an “educated person” in the 21st century, and how learning best occurs. The goals identified in that program shall include the objective of enabling pupils to become self-motivated, competent, and lifelong learners.
  - (ii) The annual goals for the charter school, for all pupils and for each subgroup of pupils identified pursuant to Section 52052, to be achieved in the state priorities, as described in subdivision (d) of Section 52060, that apply for the grade levels served, or the nature of the program operated, by the charter school, and specific annual actions to achieve those goals. A charter petition may identify additional school priorities, the goals for the school priorities, and the specific annual actions to achieve those goals.
  - (iii) If the proposed school will serve high school pupils, the manner in which the charter school will inform parents about the transferability of courses to other public high schools and the eligibility of courses to meet college entrance requirements. Courses offered by the charter school that are accredited by the Western Association of Schools and Colleges may be considered transferable and courses approved by the University of California or the California State University as creditable under the “A” to “G” admissions criteria may be considered to meet college entrance requirements.
- (B) The measurable pupil outcomes identified for use by the charter school. “Pupil outcomes,” for purposes of this part, means the extent to which all pupils of the school demonstrate that they have attained the skills, knowledge, and attitudes specified as goals in the school’s educational program. Pupil outcomes shall include outcomes that address increases in pupil academic achievement both schoolwide and for all groups of pupils served by the charter school, as that term is defined in subparagraph (B) of paragraph (3) of subdivision (a) of Section 47607. The pupil outcomes shall align with the state priorities, as described in subdivision (d) of Section 52060, that apply for the grade levels served, or the nature of the program operated, by the charter school.
- (C) The method by which pupil progress in meeting those pupil outcomes is to be measured. To the extent practicable, the method for measuring pupil outcomes for state priorities shall be consistent with the way information is reported on a school accountability report card.
- (D) The governance structure of the school, including, but not limited to, the process to be followed by the school to ensure parental involvement.
- (E) The qualifications to be met by individuals to be employed by the charter school.
- (F) The procedures that the charter school will follow to ensure the health and safety of pupils and staff. These procedures shall include the requirement that each employee of the school furnish it with a criminal record summary as described in Section 44237.
- (G) The means by which the school will achieve a racial and ethnic balance among its pupils that is reflective of the general population residing within the territorial jurisdiction of the school district to which the charter petition is submitted.
- (H) Admission policies and procedures, consistent with subdivision (d).
- (I) The manner in which annual, independent financial audits shall be conducted, which shall employ generally accepted accounting principles, and the manner in which audit exceptions and deficiencies shall be resolved to the satisfaction of the chartering authority.
- (J) The procedures by which pupils can be suspended or expelled from the charter school for disciplinary reasons or otherwise involuntarily removed from the charter school for any reason. These procedures, at a minimum, shall include an explanation of how the charter school will comply with federal and state constitutional procedural and substantive due process requirements that is consistent with all of the following:
  - (i) For suspensions of fewer than 10 days, provide oral or written notice of the charges against the pupil and, if the pupil denies the charges, an explanation of the evidence that supports the charges and an opportunity for the pupil to present his or her side of the story.
  - (ii) For suspensions of 10 days or more and all other expulsions for disciplinary reasons, both of the following:
    - (I) Provide timely, written notice of the charges against the pupil and an explanation of the pupil’s basic rights.
    - (II) Provide a hearing adjudicated by a neutral officer within a reasonable number of days at which the pupil has a fair opportunity to present testimony, evidence, and witnesses and confront and cross-examine

# Appendix A. Education Code Selections Regarding Charter Schools

adverse witnesses, and at which the pupil has the right to bring legal counsel or an advocate.

- (iii) Contain a clear statement that no pupil shall be involuntarily removed by the charter school for any reason unless the parent or guardian of the pupil has been provided written notice of intent to remove the pupil no less than five schooldays before the effective date of the action. The written notice shall be in the native language of the pupil or the pupil's parent or guardian or, if the pupil is a foster child or youth or a homeless child or youth, the pupil's educational rights holder, and shall inform him or her of the right to initiate the procedures specified in clause (ii) before the effective date of the action. If the pupil's parent, guardian, or educational rights holder initiates the procedures specified in clause (ii), the pupil shall remain enrolled and shall not be removed until the charter school issues a final decision. For purposes of this clause, "involuntarily removed" includes disenrolled, dismissed, transferred, or terminated, but does not include suspensions specified in clauses (i) and (ii).
- (K) The manner by which staff members of the charter schools will be covered by the State Teachers' Retirement System, the Public Employees' Retirement System, or federal social security.
- (L) The public school attendance alternatives for pupils residing within the school district who choose not to attend charter schools.
- (M) The rights of any employee of the school district upon leaving the employment of the school district to work in a charter school, and of any rights of return to the school district after employment at a charter school.
- (N) The procedures to be followed by the charter school and the entity granting the charter to resolve disputes relating to provisions of the charter.
- (O) The procedures to be used if the charter school closes. The procedures shall ensure a final audit of the school to determine the disposition of all assets and liabilities of the charter school, including plans for disposing of any net assets and for the maintenance and transfer of pupil records.

## Charter Petition Denial and Appeal

Charter petitions that are denied can be appealed. Petitions denied by a local school board can be submitted on appeal to the County Board of Education and petitions denied by the county board of education can be submitted on appeal to the State Board of Education. These provisions are found in Education Code 47605(j)(1).

### Education Code 47605(j)(1)

If the governing board of a school district denies a petition, the petitioner may elect to submit the petition for the establishment of a charter school to the County Board of Education. The County Board of Education shall review the petition pursuant to subdivision (b). If the petitioner elects to submit a petition for establishment of a charter school to the County Board of Education and the County Board of Education denies the petition, the petitioner may file a petition for establishment of a charter school with the state board, and the state board may approve the petition, in accordance with Education Code 47605(b).

## Petitions to the County Board of Education

Charter petitions may be submitted directly to the County Board of Education for charter schools that propose to serve students for whom the county office of education would otherwise be responsible for serving ("county-like") or for a charter school that would offer services that could not be provided by a charter school that operates in only one school district in the county. These provisions are found in Education Code sections 47605.5 and 47605.6

### Education Code 47605.5

A petition may be submitted directly to a county board of education in the same manner as set forth in Section 47605 for charter schools that will serve pupils for whom the county office of education would otherwise be responsible for providing direct education and related services. Any denial of a petition shall be subject to the same process for any other county board of education denial of a charter school petition pursuant to this part.

### Education Code 47605.6

- (a) (1) In addition to the authority provided by Section 47605.5, a county board of education may also approve a petition for the operation of a charter school that operates at one or more sites within the geographic boundaries of the county and that provides instructional services that are not generally provided by a county office of education. A county board of education may approve a countywide charter only if it finds, in addition to the other requirements of this section, that the educational services to be provided by the charter school will offer services to a pupil population that will benefit from those services and that cannot be served as well by a charter school that operates in only one school district in the county. A petition for the establishment of a countywide charter

# Appendix A. Education Code Selections Regarding Charter Schools

school pursuant to this subdivision may be circulated throughout the county by any one or more persons seeking to establish the charter school.

- (b) No later than 60 days after receiving a petition, the county board of education shall hold a public hearing on the provisions of the charter, at which time the county board of education shall consider the level of support for the petition by teachers, parents or guardians, and the school districts where the charter school petitioner proposes to place the school facilities. Following review of the petition and the public hearing, the county board of education shall either grant or deny the charter within 90 days of receipt of the petition. However, this date may be extended for an additional 30 days if both parties agree to the extension. A county board of education may impose any additional requirements beyond those required by this section that it considers necessary for the sound operation of a countywide charter school. A county board of education may grant a charter for the operation of a school under this part only if the board is satisfied that granting the charter is consistent with sound educational practice and that the charter school has reasonable justification for why it could not be established by petition to a school district pursuant to Education Code Section 47605. The county board of education shall deny a petition of the renewal of a charter school if the board finds one or more of the following:
- (1) The charter school presents an unsound educational program for the pupils to be enrolled in the charter school.
  - (2) The petitioners are demonstrably unlikely to successfully implement the program set forth in the petition.
  - (3) The petition does not contain the number of signatures required by subdivision (a).
  - (4) The petition does not contain an affirmation of each of the conditions described in subdivision (d).
  - (5) The petition does not contain reasonably comprehensive descriptions of all of the charter elements.
  - (6) A declaration of whether or not the charter school shall be deemed the exclusive public school employer of the employees of the charter school for purposes of the Educational Employment Relations Act (Chapter 10.7 (commencing with Section 3540) of Division 4 of Title 1 of the Government Code).
  - (7) Any other basis that the county board of education finds justifies the denial of the petition.

## Charter Renewal

The terms of a charter and charter renewal are covered in Education Code 47607. A charter may be initially granted for a period of up to five years, and may be renewed at the end of that term. Each renewal shall be for a period of five years. The California legislature has identified specific academic criteria that must be satisfied in order for a charter to be reviewed. These criteria are found in Education Code 47607(b).

## Education Code 47607

- (b) Commencing on January 1, 2005, or after a charter school has been in operation for four years, whichever date occurs later, a charter school shall meet at least one of the following criteria before receiving a charter renewal pursuant to paragraph (1) of subdivision (a):
- (1) Attained its Academic Performance Index (API) growth target in the prior year or in two of the last three years both schoolwide and for all groups of pupils served by the charter school.
  - (2) Ranked in deciles 4 to 10, inclusive, on the API in the prior year or in two of the last three years.
  - (3) Ranked in deciles 4 to 10, inclusive, on the API for a demographically comparable school in the prior year or in two of the last three years.
  - (4) (A) The entity that granted the charter determines that the academic performance of the charter school is at least equal to the academic performance of the public schools that the charter school pupils would otherwise have been required to attend, as well as the academic performance of the schools in the school district in which the charter school is located, taking into account the composition of the pupil population that is served at the charter school.
- (B) The determination made pursuant to this paragraph shall be based upon all of the following:
- (i) Documented and clear and convincing data.
  - (ii) Pupil achievement data from assessments, including, but not limited to, the Standardized Testing and Reporting Program established by Article 4 (commencing with Section 60640) of Chapter 5 of Part 33 for demographically similar pupil populations in the comparison schools.
  - (iii) Information submitted by the charter school.

# 2017-18 SCCOE Charter School Directory

## **ACE EMPOWER ACADEMY**

625 South Sunset Avenue  
San José, CA 95116  
Phone: 408-729-3920  
Jahsve Worthy, Principal  
[www.acecharter.org](http://www.acecharter.org)

## **ALPHA PUBLIC SCHOOLS:**

### **JOSÉ HERNÁNDEZ MIDDLE SCHOOL**

1601 Cunningham Avenue  
San José, CA 95122  
Phone: 408-780-1550  
Samantha Hanlon, Principal  
[www.alphapublicschools.org](http://www.alphapublicschools.org)

### **BULLIS CHARTER SCHOOL**

102 West Portola Avenue  
Los Altos, CA 94022  
Phone: 650-947-4100  
Cynthia Britson, Principal  
Wanny Hersey, Superintendent  
[www.bullischarterschool.com](http://www.bullischarterschool.com)

### **DISCOVERY CHARTER SCHOOL I**

4021 Teale Avenue  
San José, CA 95117  
Phone: 408-243-9800  
Debby Perry, Principal  
[www.discoveryk8.org](http://www.discoveryk8.org)

### **DISCOVERY CHARTER SCHOOL II**

762 Sunset Glen Drive  
San José, CA 95123  
Phone: 408-300-1358  
Miki Walker, Principal  
Debby Perry, Interim Executive Director  
[www.discoveryk8.org](http://www.discoveryk8.org)

## **DOWNTOWN COLLEGE PREP (DCP) - ALUM ROCK**

9-12 Building - Terri Furton, Principal  
1776 Educational Park Dr., Bldg. H (9-12 building)  
San José, CA 95122  
Phone: 408-384-4554

6-8 Building - Leticia Villa-Gascon, Principal  
2800 Ocala Road  
San José, CA 95148  
Phone: 408-942-7000  
[www.dcp.org](http://www.dcp.org)

## **LEGACY ACADEMY**

484 E. San Fernando Street  
San José, CA  
Dannette Sokacich, Principal  
[www.legacyschools.us](http://www.legacyschools.us)

## **OPPORTUNITY YOUTH ACADEMY (OYA)**

OYA Sobrato  
512 Valley Way  
Milpitas, CA 95035

OYA South County  
7680 Monterey Rd. STE 101  
Gilroy, CA 95020

OYA The Hub  
591 North King Rd., STE 1  
San José, CA 95133

OYA Washington  
921 S. First Street, STE B  
San José, CA 95110

SCHOOL LEAD: Phil Morales  
<http://www.sccoe.org/depts/students/oya>

## **ROCKETSHIP ALMA ACADEMY**

198 West Alma Ave.  
San José, CA 95110  
Phone: 408-931-6838  
Samantha Turner, Principal  
[www.rsed.org/alma](http://www.rsed.org/alma)

## **ROCKETSHIP BRILLIANT MINDS**

2962 Story Road  
San José, CA 95127  
Phone: 408-708-5650  
Stephanie Frenel, Principal  
[www.rsed.org/brilliantminds](http://www.rsed.org/brilliantminds)

# 2017-18 SCCOE Charter School Directory

## **ROCKETSHIP DISCOVERY PREP**

370 Wooster Avenue  
San José, CA 95116  
Phone: 408-217-8951  
Chaka Hajji, Principal  
[www.rsed.org/discoveryprep](http://www.rsed.org/discoveryprep)

## **ROCKETSHIP FUERZA**

70 South Jackson Avenue  
San José, CA 95116  
Phone: 408-708-5744  
Juan Mateos, Principal  
[www.rsed.org/fuerza](http://www.rsed.org/fuerza)

## **ROCKETSHIP LOS SUEÑOS**

331 South 34th Street  
San José, CA 95116  
Phone: 408-684-4028  
Judy Lavi, Principal  
[www.rsed.org/lossuenos](http://www.rsed.org/lossuenos)

## **ROCKETSHIP MATEO SHEEDY**

788 Locust Street  
San José, CA 95110  
Phone: 408-286-3330  
Eesir Kaur, Principal  
[www.rsed.org/mateosheedy](http://www.rsed.org/mateosheedy)

## **ROCKETSHIP RISING STARS**

3172 Senter Road  
San José, CA 95111  
Kylie Alsofrom, Principal  
[www.rsed.org/risingstars](http://www.rsed.org/risingstars)

## **ROCKETSHIP SI SE PUEDE**

2249 Dobern Avenue  
San José, CA 95116  
Phone: 408-824-5180  
Heidy Slattengren, Principal  
[www.rsed.org/sisepuede](http://www.rsed.org/sisepuede)

## **SPARK CHARTER SCHOOL**

739 Morse Avenue  
Sunnyvale, CA 94088  
Phone: 408 725-2631  
Chris Mahoney, Head of School  
[www.sparkcharter.org](http://www.sparkcharter.org)

## **SUMMIT PUBLIC SCHOOLS: DENALI**

495 Mercury Drive  
Sunnyvale, CA 94085  
Phone: 669-600-5695  
Kevin Bock, Principal  
<http://denali.summitps.org/>

## **SUMMIT PUBLIC SCHOOLS: TAHOMA**

285 Blossom Hill Road  
San José, CA 95123  
Phone: 408-729-1981  
Jonathan Stewart, Principal  
<http://tahoma.summitps.org>

## **SUNRISE MIDDLE SCHOOL**

1149 East Julian Street, Bldg. G  
San José, CA 95116  
Phone: 408-659-4785  
Teresa Robinson, Principal  
[www.sunrisemiddle.org](http://www.sunrisemiddle.org)

## **UNIVERSITY PREP ACADEMY**

2315 Canoas Garden Avenue  
San José, CA 95125  
Phone: 408-723-1839  
Daniel Ordaz, Executive Director  
[www.upasv.org](http://www.upasv.org)

## **VOICES COLLEGE-BOUND LANGUAGE ACADEMY AT MORGAN HILL**

16870 Murphy Avenue  
Morgan Hill, CA 95037  
Phone: 408-791-1700  
Juan Carlos Villaseñor, Head of School  
<http://voicesacademies.org>

## **VOICES COLLEGE-BOUND LANGUAGE ACADEMY AT MT. PLEASANT**

14271 Story Road  
San José, CA 95127  
Phone: 408-571-6404  
Maria Madrigal, Head of School  
<http://voicesacademies.org>

# List of Acronyms

AB . . . . .	Assembly Bill	CNIPS . . . . .	Child Nutrition Information Payment System
ACA . . . . .	Assembly Concurrent Amendment or Affordable Care Act (also listed as PPACA)	COE . . . . .	County Office of Education
ACSA . . . . .	Association of California School Administrators	COLA . . . . .	Cost-of-Living Adjustment
ADA . . . . .	Average Daily Attendance	COP . . . . .	Certificate of Participation
AFSCME . . . . .	American Federation of State, County, and Municipal Employees	CPI . . . . .	Consumer Price Index
AMO . . . . .	Annual Measurable Objective	CPR . . . . .	California Performance Review
AP . . . . .	Advanced Placement	CSAM . . . . .	California School Accounting Manual
API . . . . .	Academic Performance Index	CSBA . . . . .	California School Boards Association
ARRA . . . . .	American Recovery and Reinvestment Act	CSEA . . . . .	California School Employees Association
ASAM . . . . .	Alternative Schools Accountability Model	CSET . . . . .	California Subject Examination for Teachers
ASES . . . . .	After School Education and Safety Program	CSFG . . . . .	Charter School Facility Grant
AU . . . . .	Administrative Unit of a SELPA	CSIS . . . . .	California School Information Services
AV . . . . .	Assessed Value	CSR . . . . .	Class-Size Reduction or Comprehensive School Reform
AYP . . . . .	Adequate Yearly Progress	CST . . . . .	California Standards Test
BBA . . . . .	Bipartisan Budget Act	CSTP . . . . .	California Standards for the Teaching Profession
BCLAD . . . . .	Bilingual, Crosscultural, Language, and Academic Development	CTA . . . . .	California Teachers Association
BCP . . . . .	Budget Change Proposal	CTC . . . . .	Commission on Teacher Credentialing
BIIG . . . . .	Broadband Infrastructure Improvement Grant	CTE . . . . .	Career Technical Education
BRL . . . . .	Base Revenue Limit	CTO . . . . .	Compensatory Time Off
BTSA . . . . .	Beginning Teacher Support and Assessment	DAC . . . . .	District Advisory Committee
CAASPP . . . . .	California Assessment of Student Performance and Progress	DAIT . . . . .	District Assistance and Intervention Team
CADS . . . . .	Consolidated Application Data System	DGS . . . . .	Department of General Services
CAHSEE . . . . .	California High School Exit Examination	DIS . . . . .	Designated Instruction and Services
CALPADS . . . . .	California Longitudinal Pupil Achievement Data System	DMP . . . . .	Deferred Maintenance Program
CalPERS . . . . .	California Public Employees' Retirement System	DOF . . . . .	Department of Finance
CalSTRS . . . . .	California State Teachers' Retirement System	DSA . . . . .	Division of the State Architect
CALTIDES . . . . .	California Longitudinal Teacher Integrated Data Education System	DSS . . . . .	Department of Social Services
CalWORKs . . . . .	California Work Opportunity and Responsibility to Kids	EAAP . . . . .	Education Audit Appeals Panel
CAPA . . . . .	California Alternate Performance Assessment	EC . . . . .	Education Code
CARS . . . . .	Consolidated Application and Reporting System	EDGAR . . . . .	Education Department General Administrative Regulation
CASSO . . . . .	California Association of School Business Officials	EIA . . . . .	Economic Impact Aid
CASEMIS . . . . .	California Special Education Management Information System	EL . . . . .	English Learner
CASH . . . . .	Coalition for Adequate School Housing	ELA . . . . .	English Language Arts
CBA . . . . .	Collective Bargaining Agreement	ELAC . . . . .	English Language Advisory Committee
CBEDS . . . . .	California Basic Educational Data System	ELAP . . . . .	English Language Acquisition Program
CBEST . . . . .	California Basic Education Skills Test	EPA . . . . .	Education Protection Account
CBIS . . . . .	Course-based Independent Study	ERAF . . . . .	Education Revenue Augmentation Fund
CCC . . . . .	California Community College	ERP . . . . .	Economic Recovery Payment or Emergency Repair Program
CCEE . . . . .	California Collaborative for Educational Excellence	ERT . . . . .	Economic Recovery Target
CCR . . . . .	California Code of Regulations (Title 5) or Coordinated Compliance Review	ESEA . . . . .	Elementary and Secondary Education Act
CCSESA . . . . .	California County Superintendents Educational Services Association	ESL . . . . .	English as a Second Language
CCSS . . . . .	Common Core State Standards	ESSA . . . . .	Every Student Succeeds Act
CDE . . . . .	California Department of Education	ESY . . . . .	Extended School Year
CEA . . . . .	Current Expense of Education Unaudited Actuals	FAPE . . . . .	Free and Appropriate Public Education
CELDT . . . . .	California English Language Development Test	FCMAT . . . . .	Fiscal Crisis & Management Assistance Team
CFR . . . . .	Code of Federal Regulations	FERPA . . . . .	Family Educational Rights and Privacy Act
CFT . . . . .	California Federation of Teachers	FPM . . . . .	Federal Program Monitoring
CLAD . . . . .	Crosscultural, Language, and Academic Development	FRL . . . . .	Free and Reduced Lunch
CMIS . . . . .	Compliance Monitoring, Interventions, and Sanctions	FRPM . . . . .	Free and Reduced-Price Meals
CMO . . . . .	Charter Management Organization	FTE . . . . .	Full-Time Equivalent
		GAAP . . . . .	Generally Accepted Accounting Principles
		GASB . . . . .	Governmental Accounting Standards Board
		GATE . . . . .	Gifted and Talented Education
		GDP . . . . .	Gross Domestic Product
		GSA . . . . .	Grade Span Adjustment
		GO . . . . .	General Obligation (Bond)
		GPA . . . . .	Governor's Performance Award Program






HOUSSE . . . . .	High Objective Uniform State Standard of Evaluation	QRIS . . . . .	Quality Rating and Improvement Systems
HQT . . . . .	Highly Qualified Teacher	QSCB. . . . .	Qualified School Construction Bonds
HRA . . . . .	Health Reimbursement Arrangement	OZAB. . . . .	Qualified Zone Academy Bond
HSA . . . . .	Health Savings Account	RDA . . . . .	Redevelopment Agency
IASA . . . . .	Improving America's Schools Act	REU. . . . .	Reserve for Economic Uncertainties
IDEA . . . . .	Individuals with Disabilities Education Act	RFA . . . . .	Request for Application
IEP . . . . .	Individualized Education Program	ROC/P . . . . .	Regional Occupational Center/Program
IHSS . . . . .	In-Home Support Services	RRMA. . . . .	Routine Restricted Maintenance Account
II/USP. . . . .	Immediate Intervention/Underperforming Schools Program	RSDSS . . . . .	Regional System of District and School Support
IMFRP . . . . .	Instructional Materials Funding Realignment Program	RSP . . . . .	Resource Specialist Program
JLBC . . . . .	Joint Legislative Budget Committee	RTI . . . . .	Response to Intervention
JPA . . . . .	Joint Powers Agreement or Joint Powers Authority	RTTT . . . . .	Race to the Top
LAIF . . . . .	Local Agency Investment Fund	S4. . . . .	Statewide System of School Support
LAO . . . . .	Legislative Analyst's Office	SCG . . . . .	Supplemental and Concentration Grant
LCAP . . . . .	Local Control and Accountability Plan	SAB. . . . .	State Allocation Board
LCFF . . . . .	Local Control Funding Formula	SACS . . . . .	Standardized Account Code Structure
LCI . . . . .	Licensed Children's Institution (often used as a generic term to also encompass foster family homes and residential medical facilities)	SAIT . . . . .	School Assistance and Intervention Team
LEA . . . . .	Local Educational Agency	SARB . . . . .	School Attendance Review Board
LEP . . . . .	Limited English Proficient	SARC . . . . .	School Accountability Report Card
LPP . . . . .	Lease Purchase Program	SAT-9 . . . . .	Stanford Achievement Test, Ninth Edition, Form T
LRE . . . . .	Least Restrictive Environment	SB . . . . .	Senate Bill
MAA . . . . .	Medi-Cal Administrative Activities	SBAC. . . . .	Smarter Balanced Assessment Consortium
MEP . . . . .	Migrant Education Program	SBE . . . . .	State Board of Education
MOU . . . . .	Memorandum of Understanding	SCA. . . . .	Senate Constitutional Amendment
MSA . . . . .	Minimum State Aid	SCE. . . . .	State Compensatory Education
MTSS . . . . .	Multi-Tiered Systems at Support	SCO . . . . .	State Controller's Office
MYP . . . . .	Multiyear Projection	SCR. . . . .	Senate Constitutional Resolution
NAEP. . . . .	National Assessment of Educational Progress	SDC . . . . .	Special Day Class
NCES. . . . .	National Center for Education Statistics	SEA. . . . .	State Education Agency
NCLB . . . . .	No Child Left Behind	SED. . . . .	Severely Emotionally Disturbed
NPS/A . . . . .	Nonpublic School/Agency	SEIU . . . . .	Service Employees International Union
NSS. . . . .	Necessary Small School or Necessary Small SELPA	SELPA . . . . .	Special Education Local Plan Area
OAL . . . . .	Office of Administrative Law	SERAF . . . . .	Supplemental Educational Revenue Augmentation Fund
OMB . . . . .	Office of Management and Budget	SES . . . . .	Socioeconomic Status
OPEB. . . . .	Other Postemployment Benefits	SFID . . . . .	School Facility Improvement District
OPSC. . . . .	Office of Public School Construction	SFP . . . . .	School Facility Program
P-1 . . . . .	First Principal (Apportionment)	SFSD . . . . .	School Fiscal Services Division of COE
P-2 . . . . .	Second Principal (Apportionment)	SFSF . . . . .	State Fiscal Stabilization Fund
PAR . . . . .	Peer Assistance and Review	SIG . . . . .	School Improvement Grant
PARS . . . . .	Public Agency Retirement Services	SIP . . . . .	School Improvement Program
PCA . . . . .	Project Cost Account	SLIBG. . . . .	School and Library Improvement Block Grant
PEPRA . . . . .	Public Employees' Pension Reform Act	SMAA . . . . .	School-Based Medi-Cal Administrative Activities
PERB . . . . .	Public Employment Relations Board	SSPI. . . . .	State Superintendent of Public Instruction
PERS . . . . .	Public Employees Retirement System	SPSA . . . . .	Single Plan for Student Achievement
PI . . . . .	Program Improvement	SSI/SSP. . . . .	Supplement Security Income/State Supplementary Payment
PKS . . . . .	Particular Kinds of Services	SST . . . . .	Student Study Team; also Student Success Team
PL. . . . .	Public Law (federal law)	STAR . . . . .	Standardized Testing and Reporting
PL 81-874 . . . . .	Public Law 81-874 (Federal Impact Aid)	STEM. . . . .	Science, Technology, Engineering, and Mathematics
PMIA . . . . .	Pooled Money Investment Account	STRS . . . . .	State Teachers Retirement System
PMIB . . . . .	Pooled Money Investment Board	SWD . . . . .	Students with Disabilities
PPACA . . . . .	Patient Protection and Affordable Care Act	SWP . . . . .	Schoolwide Program
PRSP . . . . .	Pension Rate Stabilization Plan	TANF . . . . .	Temporary Assistance for Needy Families
PSAA . . . . .	Public Schools Accountability Act	TAS . . . . .	Targeted Assistance School
PTA . . . . .	Parent Teachers Association	TIIG. . . . .	Targeted Instructional Improvement Grant
QCR . . . . .	Quality Control Review	TK . . . . .	Transitional Kindergarten
QEIA . . . . .	Quality Education Investment Act	TRANS . . . . .	Tax and Revenue Anticipation Notes
		UPP. . . . .	Unduplicated Pupil Percentage



# Acknowledgements



**A very special thank you to the following individuals for making this report possible:**

Mary Ann Dewan, Ph.D.  
*Superintendent*

**Charter Schools Department**

Khristel Johnson  
*Director*

Christine Carbone  
Marko Mosunic  
*Financial Administrator*

Michelle Johnson, Ed.D.  
Vickie Teshin-Anderson  
David Wong  
*Administrator*

Karen Bennett  
*Administrative Assistant IV*

**Media & Communications Department**

Ernie Pacleb  
*Graphic Designer*



Santa Clara County  Office of Education

Santa Clara County Office of Education • 1290 Ridder Park Drive • San José, CA 95131-2304  
Phone: (408) 453-6500 • [www.sccoe.org](http://www.sccoe.org)