



Introduction to Adaptation Bins for Children

The **A**daptation **B**ins for **C**hildren (**ABC**) contain 22 items to help adapt or modify routines, environments, play materials, and activities for ALL students, including students who have disabilities or special needs. Each item comes with idea sheets that can be used to make adaptations happen right now in classrooms.

The idea sheets found in the book, *Adaptations in Action*, have four components: list of ABC item(s), type of adaptation, adaptation directions, and student challenges the adaptation can support. To explore adaptations that can be made with specific items in the bin, see the list of ideas on page four. For adaptations designed for specific challenges of students, see the list of ideas on page five. In addition, a short description of disabilities is also provided.

The idea sheets facilitate understanding about how to simplify, stabilize, enhance, and enlarge classroom materials and activities (Luongo & Kearns, n.d.) so that ALL students, especially students with disabilities or special needs, are able to fully participate and access the classroom curriculum at their own developmental level. Sometimes students are not able to access activities because their current skill level does not match the requirements for an activity, resulting in nonparticipation (Milbourne, 2008). It is hard for students to feel a sense of belonging when they are not able to participate in the same activities as their peers.

Adaptations, therefore, bridge the gap between a student's current skill level and the requirements of an activity (Milbourne, 2008). There is value in using adaptations to close this gap.


Students will...

- feel a sense of belonging
- participate in all classroom activities
- build self-esteem because activities are presented at their level
- gain independence
- decrease behavioral issues because their needs are being met

The **A**daptation **B**ins for **C**hildren (**ABC**) are based on the seminar, *Adaptations in Action*, presented by the Inclusion Collaborative. Please visit our website at www.inclusioncollaborative.org for location, days and times of our next training. It is the Inclusion Collaborative's hope that this book will spark your interest to create other adaptations that meet the specific needs of your students and program. If you would like to share your creative ideas with us please e-mail them to inclusion@sccoe.org. If you would like more information about the Inclusion Collaborative, please visit our website at www.inclusioncollaborative.org

Have fun and be creative!

Supported by:





INCLUSION COLLABORATIVE

CREATE YOUR OWN ADAPTATION BINS FOR CHILDREN (ABC)

ITEMS
Adaptations in Action Book
Black & Yellow Laminated Sheets
Black Marker
Blocks: Wooden
Contact Paper
Foam Sheets
Glue Gun
Glue Stick
Handouts
Highlighter
Foam Curlers
Pipe Cleaners
Pom-Poms
Popsicle Sticks
Ruler
Scissors - Adult
Scissors - Cutting Assist
Shelf Liner
Tape: Duct
Clear
Electrical
Masking
Painters
Velcro





Adaptations in Action Book and Handouts

are available at <http://www.sccoe.org/programs/inclusion-collaborative/publications.asp#1>

Where to buy materials for ABC:

- Dollar Stores
- Drugstores
- Orchard Supply Hardware
- Michael's Arts and Crafts Store
- Resource Area for Teachers (RAFT)
- Santa Clara County Office of Education - Make & Take Center

The scissors with cutting assist and foam curlers can be bought at Dollar Tree or Discount School Supply, and the blocks at RAFT.



Supported by:

